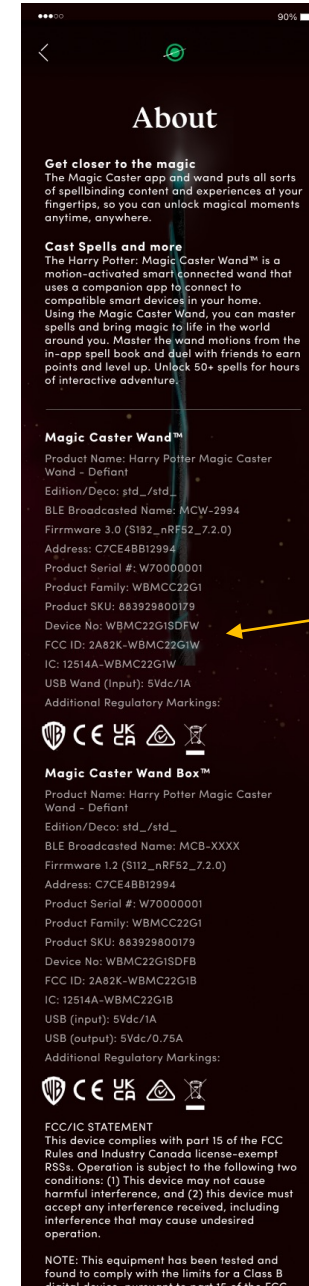
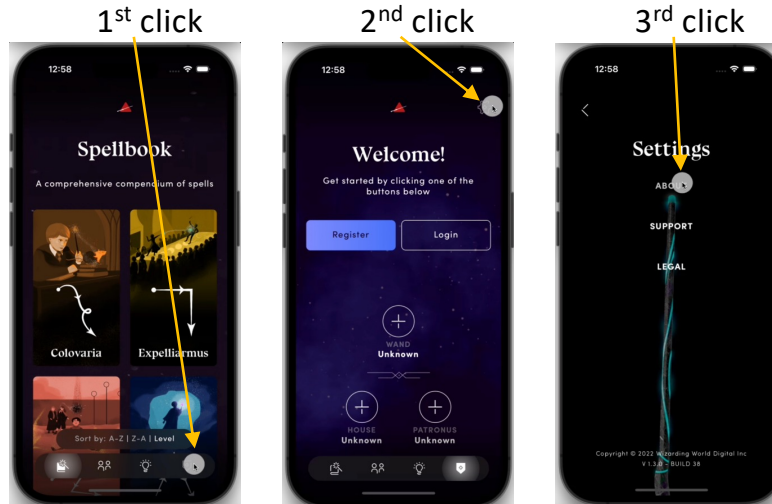


Wand - Product Labeling/Markings



*Note 1: The above marking examples are laser etched into the each wand. The Wand's FCC & IC IDs are not on the physical device due to the space limitation and legibility instead will be e-labeled in the Companion App shown below
 *Note 1: The above e-labeling is displayed here by using the BLE connection to wand and reading the Dev No to properly map the associated FCC & IC IDs. The same is done for box

e-Labeling



Wand 2
 Wand No: WBMC22G1SAVV
 FCC ID: 2A82K-WBMC22G1W
 IC: 12514A-WBMC22G1W

Wand 3
 Wand No: WBMC22G1SHRW
 FCC ID: 2A82K-WBMC22G1W
 IC: 12514A-WBMC22G1W

Wand 4
 Wand No: WBMC22G1SHNW
 FCC ID: 2A82K-WBMC22G1W
 IC: 12514A-WBMC22G1W

Wand 5
 Wand No: WBMC22G1SWSW
 FCC ID: 2A82K-WBMC22G1W
 IC: 12514A-WBMC22G1W

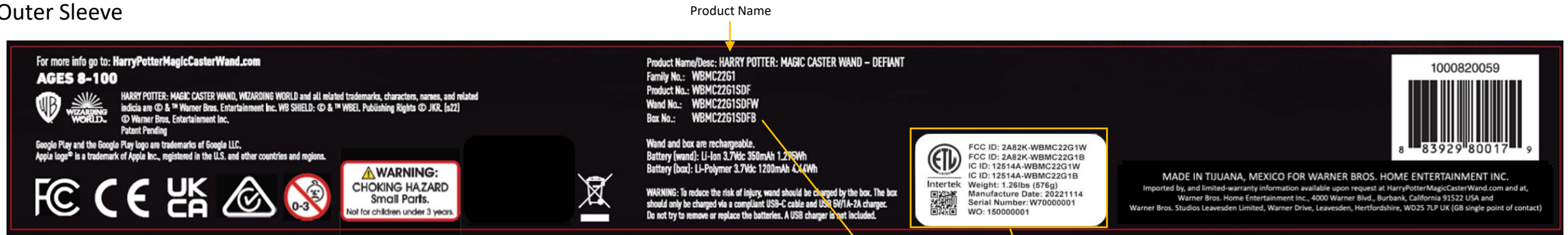
Wand 6
 Wand No: WBMC22G1SLYW
 FCC ID: 2A82K-WBMC22G1W
 IC: 12514A-WBMC22G1W

Wand 7 (shown here)
 Wand No: WBMC22G1SDFW
 FCC ID: 2A82K-WBMC22G1W
 IC: 12514A-WBMC22G1W

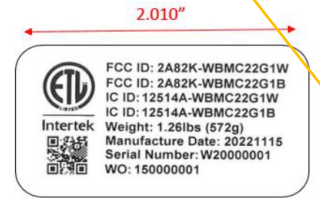
NOTE: This equipment has been tested and found to comply with the limits for a Class B digital device, pursuant to part 15 of the FCC Rules. These limits are designed to provide reasonable protection against harmful interference in a residential installation. This equipment generates, uses and can radiate radio frequency energy and, if not installed and used in accordance with the instructions, may cause harmful interference to radio communications. However, there is no guarantee that interference will not occur in a particular installation. If this equipment does cause harmful interference to radio or television reception, which can be determined by turning the equipment off and on, the user is encouraged to try to correct the interference by one or more of the following measures:
 -Reorient or relocate the receiving antenna.
 -Increase the separation between the equipment and receiver.
 -Connect the equipment into an outlet on a circuit different from that to which the receiver is connected.
 -Consult the dealer or an experienced radio/TV technician for help.
 Caution: Changes or modifications to this unit not expressly approved by the party responsible for compliance could void the user's authority to operate the equipment.

Wand - Package Labeling/Markings

Outer Sleeve



Wand 2
Wand No: WBMC22G1SAVV
Box No: WBMC22G1SAVB



Wand 3
Wand No: WBMC22G1SHRW
Box No: WBMC22G1SHRB



Wand 4
Wand No: WBMC22G1SHNW
Box No: WBMC22G1SHNB



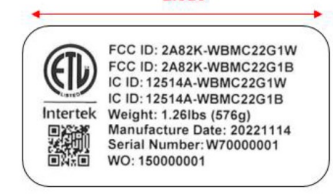
Wand 5
Wand No: WBMC22G1SWSB
Box No: WBMC22G1SWSB



Wand 6
Wand No: WBMC22G1SLYW
Box No: WBMC22G1SLYB



Wand 7 (shown above)
Wand No: WBMC22G1SDFW
Box No: WBMC22G1SDFB



* Note: currently as of Nov 2022, the above are permanent stick-on thermally printed labels. In the future, the FCC and IC IDs may be printed directly on the sleeve same as the Product Name and Wand/Box Numbers.