

External Wand

W2 Model: WBMC22G1SAVW



WBMC22G1SAVB

WBMC22G1SAVW

Long Side View (0°)



Long Side View (90°)



Long Side View (180°)



Long Side View (270°)



Short Side Edge View 1

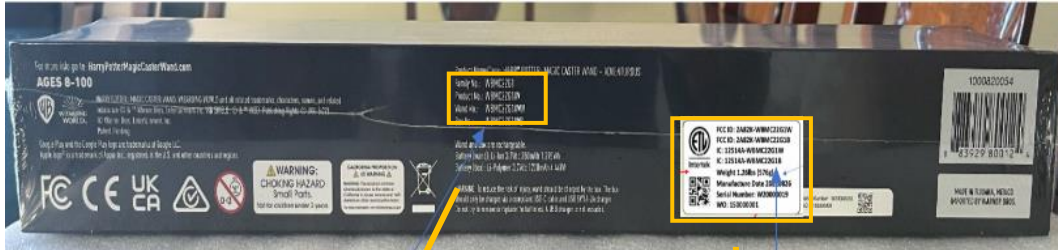


Short Side Edge View 2



Product Labeling (laser etched)
Note: see e-labeling for FCC ID: & IC:

Product Packaging



Device No. (HVIN)

FCC / IC IDs

Family No.: WBMC22G1
 Product No.: WBMC22G1AV
 Wand No.: WBMC22G1AW
 Box No.: WBMC22G1AVB

2.010"

1.1614"

ETL Intertek
 FCC ID: 2A82K-WBMC22G1W
 FCC ID: 2A82K-WBMC22G1B
 IC ID: 12514A-WBMC22G1W
 IC ID: 12514A-WBMC22G1B
 Weight: 1.26lbs (572g)
 Manufacture Date: 20221115
 Serial Number: W20000001
 WO: 150000001

External Wand

W3 Model: WBMC22G1SHRW



WBMC22G1SHRB

WBMC22G1SHRW

Long Side View (0°)



Long Side View (90°)



Long Side View (180°)



Long Side View (270°)



Short Side View 1

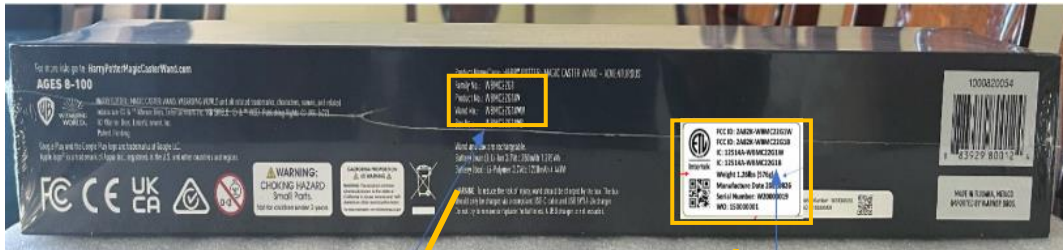


Short Side Edge View 2



Product Labeling (laser etched)
Note: see e-labeling for FCC ID: & IC:

Product Packaging



Device No. (HVIN)

FCC / IC IDs

Family No.: WBMC22G1
 Product No.: WBMC22G1SHR
 Wand No.: WBMC22G1SHRW
 Box No.: WBMC22G1SHRB

2.010"



FCC ID: 2A82K-WBMC22G1W
 FCC ID: 2A82K-WBMC22G1B
 IC ID: 12514A-WBMC22G1W
 IC ID: 12514A-WBMC22G1B
 Weight: 1.26lbs (576g)
 Manufacture Date: 20221115
 Serial Number: W30000001
 WO: 150000001

1.1614"

External Wand

W4 Model: WBMC22G1SHNW



WBMC22G1SHNB

WBMC22G1SHNW

Long Side View (0°)



Long Side View (90°)



Long Side View (270°)



Long Side View (180°)



Short Side Edge View 1




Short Side Edge View 2



Product Labeling (laser etched)
Note: see e-labeling for FCC ID: & IC:

Product Packaging



Device No. (HVIN)

FCC / IC IDs

Family No.: WBMC22G1
 Product No.: WBMC22G1SHN
 Wand No.: WBMC22G1SHNW
 Box No.: WBMC22G1SHNB

2.010"



FCC ID: 2A82K-WBMC22G1W
 FCC ID: 2A82K-WBMC22G1B
 IC ID: 12514A-WBMC22G1W
 IC ID: 12514A-WBMC22G1B
 Intertek Weight: 1.26lbs (575g)
 Manufacture Date: 20221114
 Serial Number: W40000001
 WO: 150000001

1.1614"

External Wand

W5 Model: WBMC22G1SWSW



WBMC22G1SWSB

WBMC22G1SWSW

Long Side View (0°)



Long Side View (90°)



Long Side View (270°)



Long Side View (180°)



Short Side Edge View 1

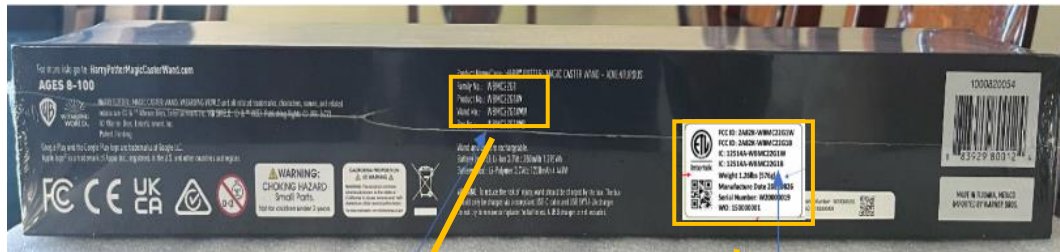


Short Side Edge View 2



Product Labeling (laser etched)
Note: see e-labeling for FCC ID: & IC:

Product Packaging



Device No. (HVIN)

FCC / IC IDs

2.010"

Family No.: WBMC22G1
 Product No.: WBMC22G1SWS
 Wand No.: WBMC22G1SWSW
 Box No.: WBMC22G1SWSB

ETL
 Intertek
 FCC ID: 2A82K-WBMC22G1W
 FCC ID: 2A82K-WBMC22G1B
 IC ID: 12514A-WBMC22G1W
 IC ID: 12514A-WBMC22G1B
 Weight: 1.26lbs (574g)
 Manufacture Date: 20221115
 Serial Number: W50000001
 WO: 150000001

1.1614"

External Wand

W6 Model: WBMC22G1SLYW



WBMC22G1SLYB

WBMC22G1SLYW

Long Side View (0°)



Long Side View (90°)




Long Side View (180°)



Long Side View (270°)



Short Side Edge View 1

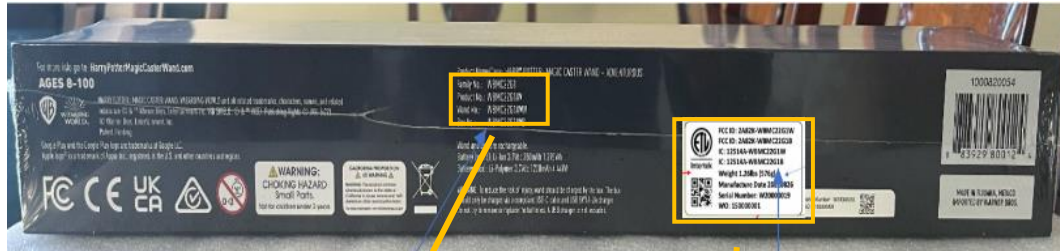


Short Side Edge View 2



Product Labeling (laser etched)
Note: see e-labeling for FCC ID: & IC:

Product Packaging




Device No. (HVIN)

FCC / IC IDs

Family No.: WBMC22G1
 Product No.: WBMC22G1SLY
 Wand No.: WBMC22G1SLYW
 Box No.: WBMC22G1SLYB

2.010"

1.1614"


 FCC ID: 2A82K-WBMC22G1W
 FCC ID: 2A82K-WBMC22G1B
 IC ID: 12514A-WBMC22G1W
 IC ID: 12514A-WBMC22G1B
 Weight: 1.29lbs (589g)
 Manufacture Date: 20221114
 Serial Number: W60000001
 WO: 150000001

External Wand

W7 Model: WBMC22G1SDFW



WBMC22G1SDFB

WBMC22G1SDFW

Long Side View (0°)



Long Side View (90°)



Long Side View (180°)



Long Side View (270°)



Short Side Edge View 1

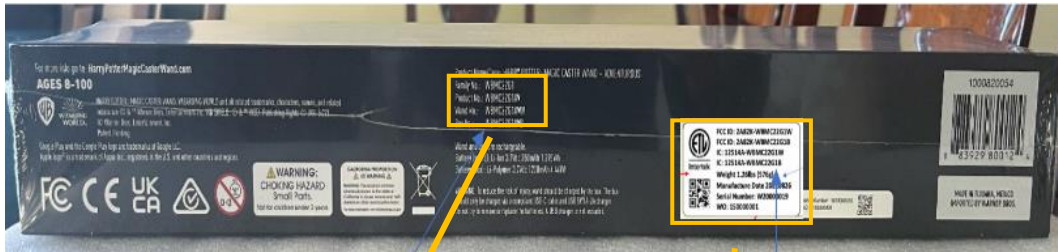


Short Side Edge View 2



Product Labeling (laser etched)
Note: see e-labeling for FCC ID: & IC:

Product Packaging



Device No. (HVIN)

FCC / IC IDs

2.010"

Family No.: WBMC22G1
 Product No.: WBMC22G1SDF
 Wand No.: WBMC22G1SDFW
 Box No.: WBMC22G1SDFB

ETL
 Intertek
 FCC ID: 2A82K-WBMC22G1W
 FCC ID: 2A82K-WBMC22G1B
 IC ID: 12514A-WBMC22G1W
 IC ID: 12514A-WBMC22G1B
 Weight: 1.26lbs (576g)
 Manufacture Date: 20221114
 Serial Number: W70000001
 WO: 150000001

1.1614"