

# REMOTE CONTROL CAR MANUAL

## CAUTION

- Please take the batteries off the remote control and the car when not playing.
- When using the toy car, please keep it away from heat sources and avoid exposing the car to direct sunlight for a long time.
- Keep hands, hair, and loose clothing away from tires while the car is in motion.
- Do not pick up the moving car directly from the ground.

## BATTERY SAFETY

- Keep batteries away from children.
- Children should replace the battery under the supervision of an adult.
- Please take care of the battery during charging.
- Do not cover the battery with other items when charging.
- Do not expose the battery directly to sunlight.
- Do not charge a fully charged battery as overcharging may shorten battery life.
- Do not damage the battery.
- When a metal object such as a coin or pen is directly connected to the positive (+) and negative(-) terminals of the battery, it may cause the battery to short circuit unexpectedly.

## PACKING LIST

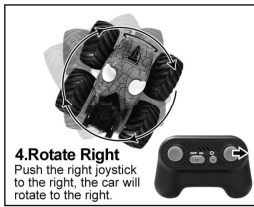




## REMOTE CONTROL

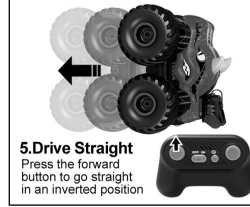
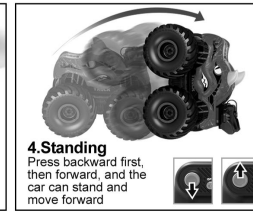
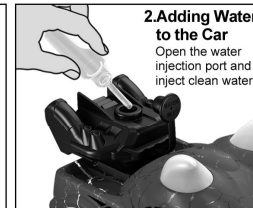
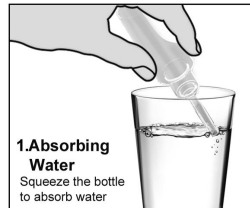
- STANDARD REMOTE CONTROL FUNCTION BUTTONS



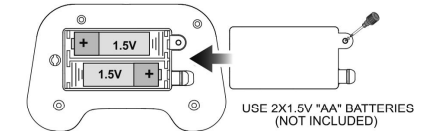
## OPERATING INSTRUCTIONS



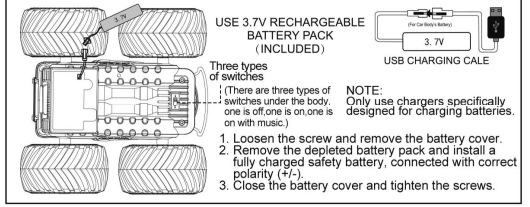
## SPRAY PATTERNS AND HEAD-UP DRIVING



## BATTERIES AND CHARGING



1. Use a Phillips screwdriver to loosen the screws on the battery compartment door.
2. Install 2 x 1.5V "AA" batteries with correct polarity (+/-) as shown inside.
3. Close the battery cover and tighten the screws.



## FCC Warning

This device complies with part 15 of the FCC Rules. Operation is subject to the following two conditions: (1) This device may not cause harmful interference, and (2) this device must accept any interference received, including interference that may cause undesired operation.

Any Changes or modifications not expressly approved by the party responsible for compliance could void the user's authority to operate the equipment.

**Note:** This equipment has been tested and found to comply with the limits for a Class B digital device, pursuant to part 15 of the FCC Rules. These limits are designed to provide reasonable protection against harmful interference in a residential installation. This equipment generates uses and can radiate radio frequency energy and, if not installed and used in accordance with the instructions, may cause harmful interference to radio communications. However, there is no guarantee that interference will not occur in a particular installation. If this equipment does cause harmful interference to radio or television reception, which can be determined by turning the equipment off and on, the user is encouraged to try to correct the interference by one or more of the following measures:

- Reorient or relocate the receiving antenna.
- Increase the separation between the equipment and receiver.
- Connect the equipment into an outlet on a circuit different from that to which the receiver is connected.
- Consult the dealer or an experienced radio/TV technician for help.

The device has been evaluated to meet general RF exposure requirement. The device can be used in portable exposure condition without restriction.