

# Dongguan Xiaoshuai Electronics Technology Co., Ltd

## Product recognition

SPECIFICATION FOR APPROVED

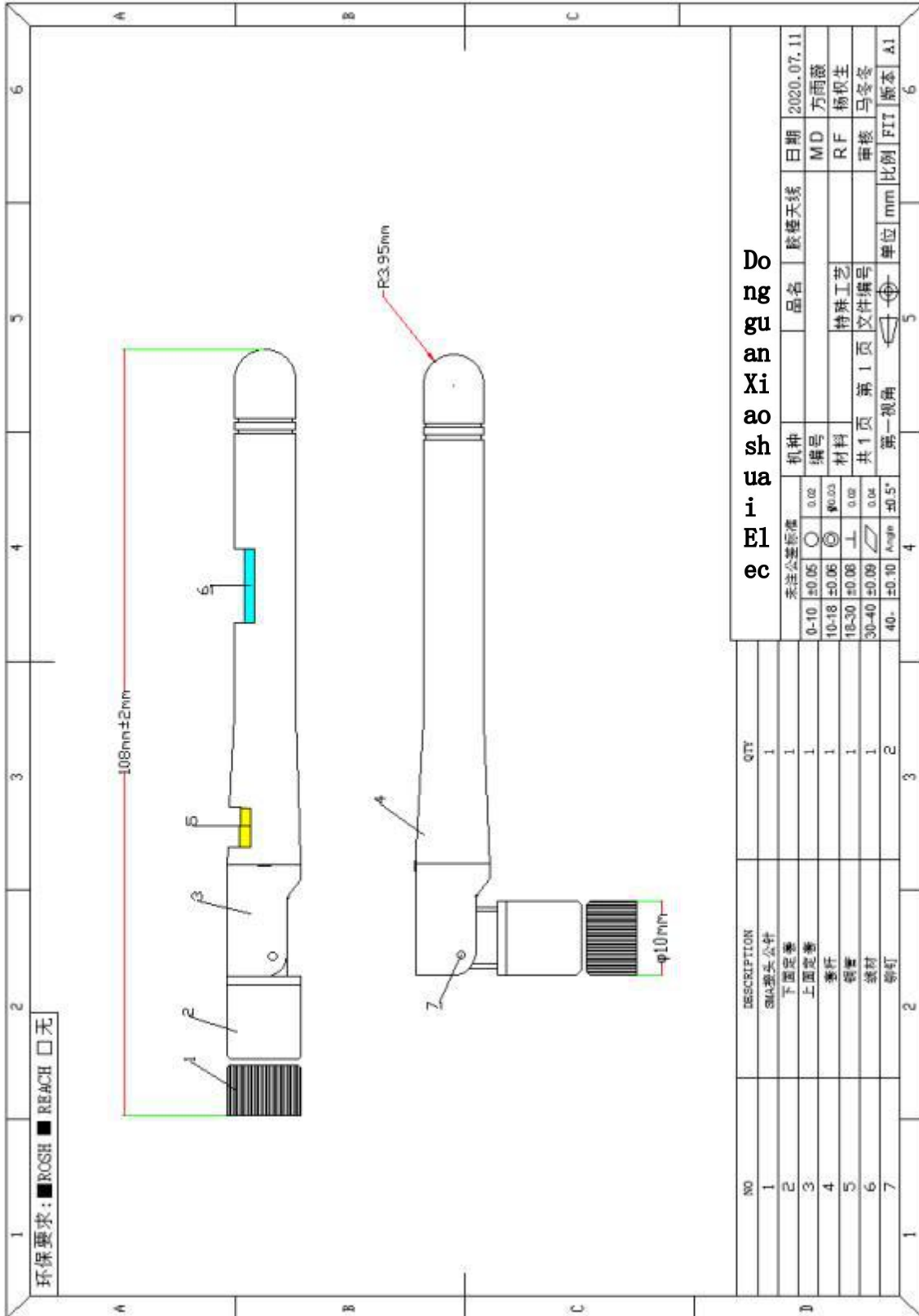
Customer CUSTOMER: \_\_\_\_\_  
 product name  
 PRODUCTS : \_\_\_\_\_ 5G-2DB, rubber rod antenna \_\_\_\_\_  
 Customer material number  
 PART NO: \_\_\_\_\_  
 product model \_\_\_\_\_ H M 2 (mother needle) H \_\_\_\_\_  
 Spec . :  
 date  
 Data : \_\_\_\_\_ 2022.05.16 \_\_\_\_\_

supplier		
SUPPLIER		
<b>Fit the PREPARED BY</b>	<b>Review the CHECKED BY's</b>	<b>ratify APPROVED BY</b>
Wang Dahai	Wang Xiao	Ale n

client		
CUSTOMER		
<b>admit ACCEPTED BY</b>	<b>examine and verify CHECKED BY</b>	<b>Approval of the APPROVED BY's</b>

# Project information Project Information

## Appearance dimension Appearance and Dimensions



# ANTENNA SPECIFICATION

---

## 1. Physical drawing Physical map

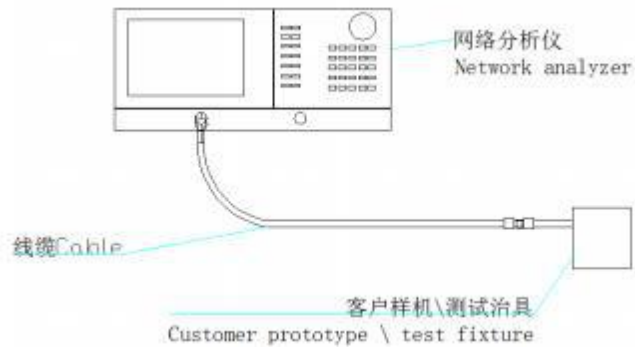


## 2. Electrical performance: Electrical Characteristics

### 2.1. Test the environmental conditions of Test Environment Conditions

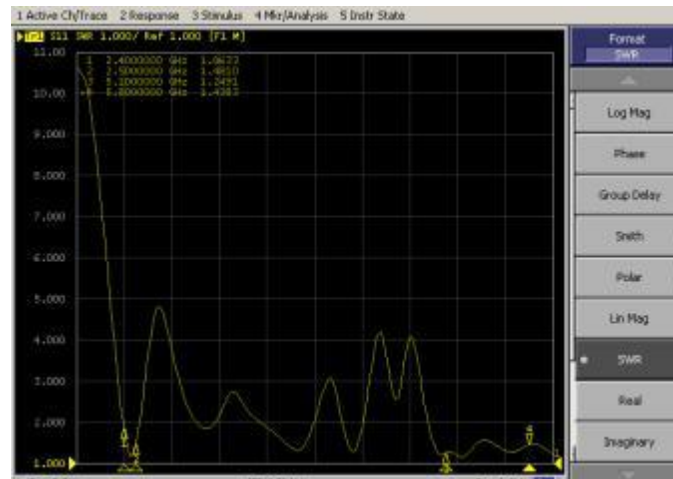
temperature Temperature	Ordinary Temperature (5 to 35°C)
Humidity: Humidity	Ordinary Humidity (25 to 85% RH)

### 2.2., Test method Measurement method

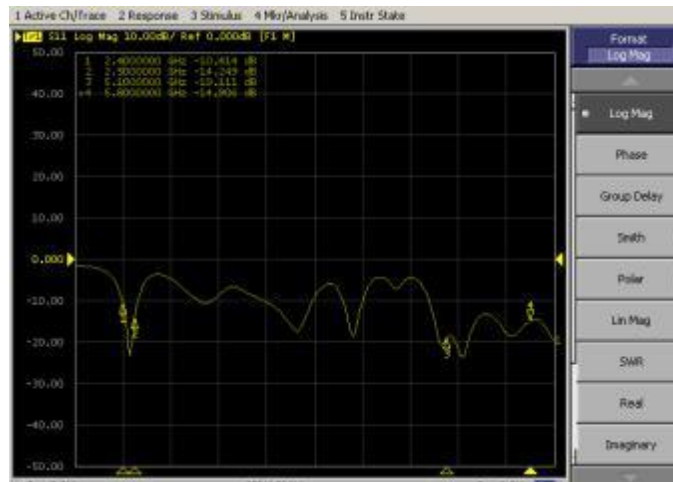


# ANTENNA SPECIFICATION

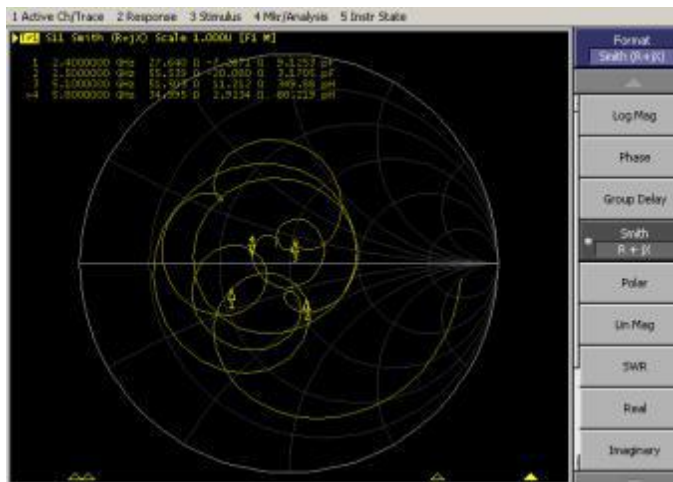
## 2.2.1. Voltage wave ratio VSWR



## 2.2.2 Echo loss: Log Mag



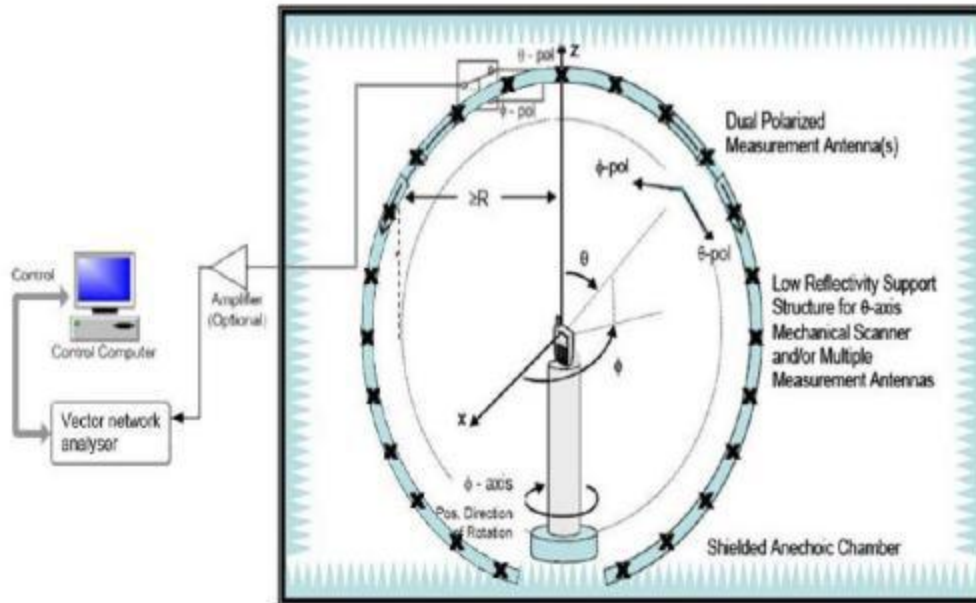
## 2.2.3. Impedance of Impedance



# ANTENNA SPECIFICATION

## 2.3. Efficiency and gain of Efficiency and Gain

### . 1.2.3 Test system Test system



## ANTENNA SPECIFICATION

---

### 2.3.2. Passive data No-source test data

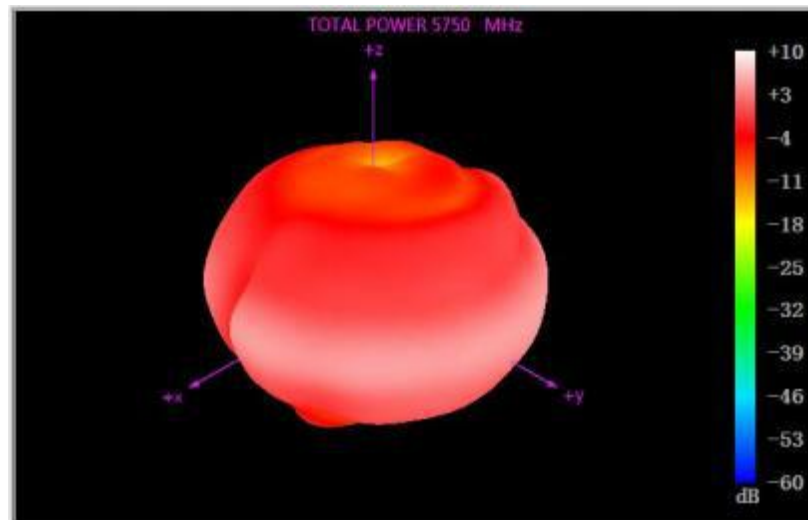

Fr equency (MHz )	Effi ciency (%)	Gai n (dBi )
2400 MHz	55.97	2.78
2410 MHz	55.12	2.83
2420 MHz	54.98	2.89
2430 MHz	54.54	2.93
2440 MHz	53.31	2.94
2450 MHz	55.66	3.05
2460 MHz	57.98	3.1
2470 MHz	57.9	3.15
2480 MHz	57.66	3.06
2490 MHz	54.57	2.84
2500 MHz	51.21	3.43



# ANTENNA SPECIFICATION

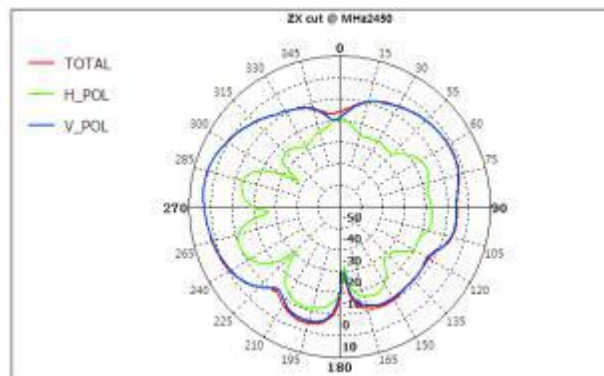
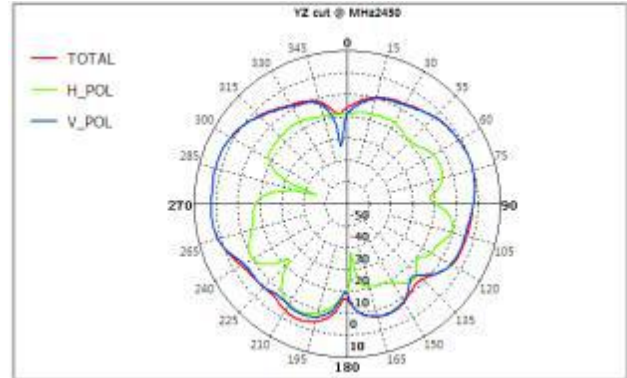
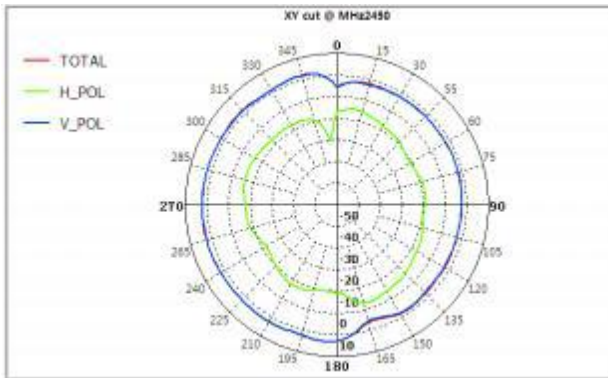
---

## 2.3.3. 3D Radiation Dr awing



# ANTENNA SPECIFICATION

## 2.3.4. directional drawing of horizontal plane





# ANTENNA SPECIFICATION

## 3. Note to the Notes

1. Pay close to the metal to avoid affecting the antenna performance.
2. This antenna is only applicable to this model, and the position of the antenna can not be changed at will. If used on other machines, the effect becomes worse, unlike our company

cl.

## 4. Reliability test Reliability test

project	Test methods and conditions	Specifications and requirements	experimental result
Storage environment	Test temperature, humidity, air pressure as follows: 1. The temperature is $-30^{\circ}\text{C} \sim +80^{\circ}\text{C}$ 2. Relative humidity is 45% - 85% 3. The air pressure is 86Kpa-106Kpa	No significant change in the appearance Each electrical parameters meet the specification error	<b>OK</b>
Salt Spray Test	Saline concentration: $50 \pm 10\text{g} / \text{l}$ (about 5%); PH6.5-7.2; test temperature: $35 \pm 1^{\circ}\text{C}$ ; Corrosion time: 16H.	Judgment method: 20x magnification after test; no bad oxidation; qualified	<b>OK</b>
drop test	Drop from 1M	No significant change in the appearance Each electrical parameters meet the specification error	<b>OK</b>
Pull force test	Test the tolerance with a tension test instrument: 12N	No significant change in the appearance Each electrical parameters meet the specification error	<b>OK</b>

## ANTENNA SPECIFICATION

Constant temperature and humidity test	Temperature and humidity: 40°C ± 2°C, 90-95%RH Duration: 4H Recovery time: 1 to 2H	No significant change in the appearance Each electrical parameters meet the specification error	<b>OK</b>
High and low temperature test	Five cycles were performed between 70°C and 40°C, followed by 1 - 2H under normal conditions	No significant change in the appearance Each electrical parameters meet the specification error	<b>OK</b>
grinding spark test	.50KV /0.15 sec .	No significant change in the appearance Each electrical parameters meet the specification error	<b>OK</b>