

Safety Instructions

- This product is rated as IP65 Waterproof. It can be used outdoors but cannot be immersed in water.
- The power adapter is rated as IP44 Waterproof. It can be used outdoors but cannot be rinsed or immersed in water.
- Tighten up the waterproof cap before installing the lights.
- The internal light sources of the strip light cannot be replaced. If the light sources sustain damage, the product should be replaced.
- Do not allow children to assemble and install this product without adult supervision.
- Avoid installing this product near major heat sources.
- External dimmers cannot be used with this product.
- Use this product with the provided power adapter only.

Introduction

Thanks for choosing the Govee RGBIC Bulb Strip Lights. This product has an IP65 waterproof rating, making them ideal for outdoor use. Using Govee Home App, you can adjust its color and brightness and sync its lighting effects with rhythm by turning on Music Mode.

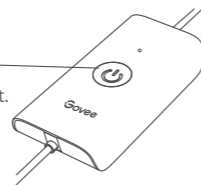
What You Get

Item	Quantity
Bulb Strip Light	3
Adapter	1
Control Box	1
Cable Clip	15
User Manual	1

01

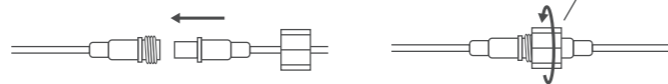
At a Glance

- Press to turn the light on or off.
- Long press for 5 seconds to reset.



Controlling Strip Lights in Series

1. Connect the two strip lights as shown in the image.
2. Firmly screw the wire nut.

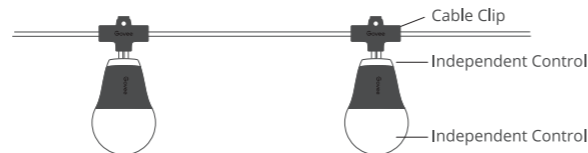


Note: Only 3 bulb strip lights can be connected in a series.

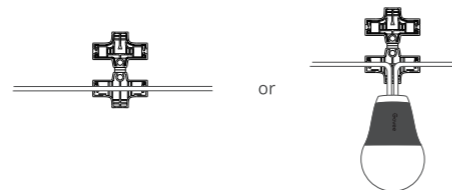
Installing Your Device

Installation Steps

Use the hook to hang the light bulbs onto the rope.




- 1 Find a proper position and firmly fit the cables into the cable clip.

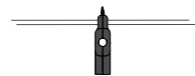


02

- 2 Put the two parts of the cable clip together.



- 3 After that, put a cable or a nail through the round hole of the cable clip if necessary.



Pairing Your Device with Govee Home App

What You Need:

- A Wi-Fi router supporting the 2.4GHz and 802.11 b/g/n bands (5GHz is not supported).
- A smartphone or tablet running iOS or Android.

Pairing Instructions

- 1 Download Govee Home App from the App Store (iOS) or Google Play (Android).
- 2 Enable your smartphone's Bluetooth.
- 3 Open the app, tap the "+" icon in the top right corner and search for "H7033".
- 4 Tap the device icon and follow the on-screen instructions to complete pairing.



03

Specifications

Power Input (Adapter)	AC100-240V 50/60Hz
Power Output (Adapter)	DC 24V/1.5A
Length	50ft/15m
Number of Bulbs	15
Light Color	RGB+Warm White
Waterproof	Adapter (IP44) Control Box (IP65) Bulb String Lights (IP65)
Working Temperature	-20~40°C/-4~104°F

Troubleshooting

- 1 Cannot connect to Govee Home App.
 - Make sure the device is powered on.
 - Make sure your smartphone's Bluetooth has been enabled.
 - Make sure your smartphone is connected to a 2.4GHz WiFi network.
 - Position your smartphone close to the control box, then try connecting again.
- 2 One or more bulb strip lights fail to light up.
 - Remove the light and then reattach it to the power cable. Also unplug the power adapter and then plug back into power.
 - If the problem persists, please contact Customer Support.

Customer Service

- 🛡️ Warranty: 12-Month Limited Warranty
- 🔧 Support: Lifetime Technical Support
- ✉️ Email: support@govee.com
- 🌐 Official Website: www.govee.com
- 📺 @Govee
- 📷 @govee_official
- 📺 @govee.official
- 🐦 @Goveeofficial
- 📘 @Govee.smarthome

04

FCC and ISED Canada Statement

This device complies with Part 15 of the FCC Rules and Industry Canada licence-exempt RSS standard(s). Operation is subject to the following two conditions:

- (1) This device may not cause harmful interference, and
- (2) This device must accept any interference received, including interference that may cause undesired operation.

Warning: Changes or modifications not expressly approved by the party responsible for compliance could void the user's authority to operate the equipment.

Le présent appareil est conforme aux CNR d'Industrie Canada applicables aux appareils radio exempts de licence. L'exploitation est autorisée aux deux conditions suivantes :

- (1) l'appareil ne doit pas produire de brouillage, et
- (2) l'utilisateur de l'appareil doit accepter tout brouillage radioélectrique subi, même si le brouillage est susceptible d'en compromettre le fonctionnement.

NOTE: This equipment has been tested and found to comply with the limits for a Class B digital device, pursuant to Part 15 of the FCC Rules.

These limits are designed to provide reasonable protection against harmful interference in a residential installation. This equipment generates uses and can radiate radio frequency energy and, if not installed and used in accordance with the instructions, may cause harmful interference to radio communications. However, there is no guarantee that interference will not occur in a particular installation. If this equipment does cause harmful interference to radio or television reception, which can be determined by turning the equipment off and on, the user is encouraged to try to correct the interference by one or more of the following measures:

1. Reorient or relocate the receiving antenna.
2. Increase the separation between the equipment and receiver.
3. Connect the equipment into an outlet on a circuit different from that to which the receiver is connected.
4. Consult the dealer or an experienced radio/TV technician for help.

Responsible party (this contact information is only for FCC matters) :

Name: GOVEE MOMENTS(US) TRADING LIMITED
Address: 2501 Chatham Rd Suite R Springfield IL 62704
Email: certification@govee.com
Contact information: <https://www.govee.com/support>

This Class B digital apparatus complies with Canadian ICES-005.
Cet appareil numérique de la classe B est conforme à la norme NMB-005 du Canada.

FCC and IC Radiation Exposure Statement

This equipment complies with FCC and IC radiation exposure limits set forth for an uncontrolled environment. This equipment should be installed and operated with minimum distance 20cm between the radiator & your body.

Lors de l'utilisation du produit, maintenez une distance de 20 cm du corps afin de vous conformer aux exigences en matière d'exposition RF.

The Bluetooth® word mark and logos are registered trademarks owned by Bluetooth SIG, Inc. and any use of such marks by Shenzhen Qianyan Technology LTD. is under license.

The trademark Govee has been authorised to Shenzhen Qianyan Technology LTD. Copyright ©2021 Shenzhen Qianyan Technology LTD.All Rights Reserved.



User Manual



Govee Home App

For FAQs and more information,
please visit: www.govee.com

Model: H7033
Govee Outdoor String Lights H1