

## Antenna test report

|                        |   |
|------------------------|---|
| <b>Test Laboratory</b> | Dongguan Yijia Electronic Co., LTD  |
| <b>Address</b>         | No. 59 Muyu Road, Shatou Community, Chang 'an Town, Dongguan City, Guangdong Province |
| <b>Contact:</b>        | Mr. Gan 13823198410   |
| <b>Model</b>           | H717A   |

|                     |  |
|---------------------|--|
| <b>Manufacturer</b> | Shenzhen Qianyan Technology LTD  |
| <b>Address</b>      | No. 3301, Block C, Section 1, Chuangzhi Yuncheng Building, Liuxian Avenue, Xili Community, Xili Street, Nanshan District, Shenzhen |

### 1. Test procedures

| Name                         | Parameter            | Method   | Standard No.           |
|------------------------------|----------------------|--|------------------------|
| Mobile communication antenna | VSWR                 | Generic specification for antennas used in the mobile communications | GB/T 9410-2008         |
|                              | Antenna Gain         |  |                        |
|                              | Radiation pattern    |  |                        |
| Antenna                      | Radiation efficiency | IEEE Standard Test Procedures for Antennas                           | ANSI/IEEE Std 149-1979 |

### 2. Test Equipment


| Equipment                  | Model No.   | Serial No. | Manufacture   | Calibration Date | Next calibration Date |
|----------------------------|---|------------|---------------|------------------|-----------------------|
| 24 probe Microwave chamber | MPS2450 Multi-probe OTA measurement systems 5*5*5 | YJ-PB-F01  | XH-IOE        | 2023.09.01       | 2024.09.01            |
| Network Analyzer           | ZVB8  | YJ-RD-15   | ROHDE&SCHWARS | 2023.08.25       | 2024.08.25            |

|   |        |           |                    |            |            |
|---|--------|-----------|--------------------|------------|------------|
| Wideband radio<br>Communication<br>tester | CMW500 | YJ-RD- 16 | ROHDE& SCH<br>WARS | 2023.08.25 | 2024.08.25 |
|---|--------|-----------|--------------------|------------|------------|

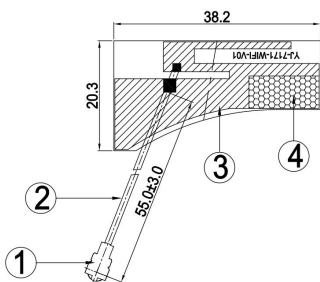
The uncertainty was calculated on the basis of the GUM published by ISO, using the inclusion factor of K=2 and the 95% confidence level to express the extended uncertainty.

| Item                 | uncertainty |
|----------------------|-------------|
| Antenna gain         | ±1dB        |
| Radiation efficiency | ±10%        |

### 3. DUT Setup Photo



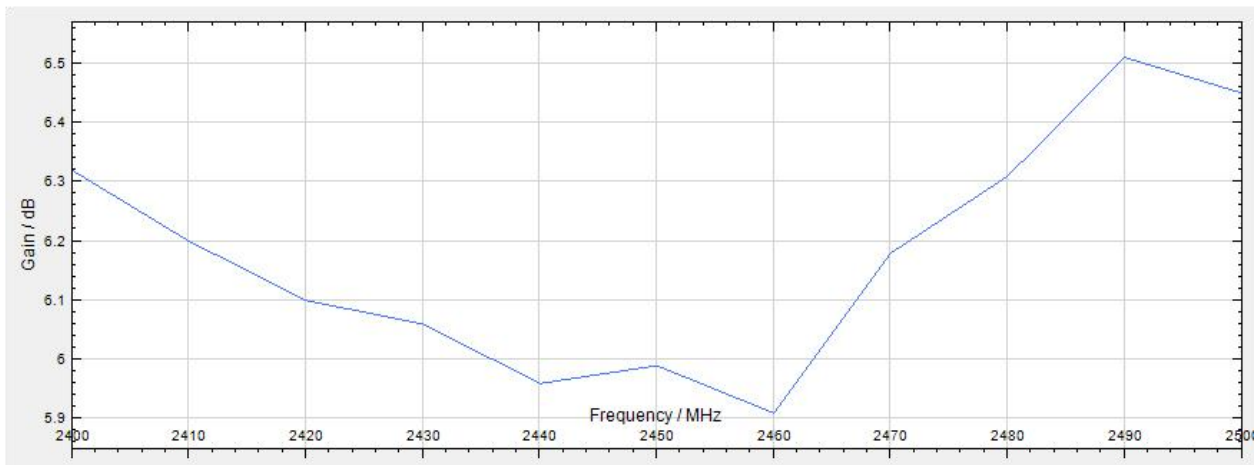
### 4. 2.4G Antenna Physical Size



## 5. 2.4G Antenna Type & Gain

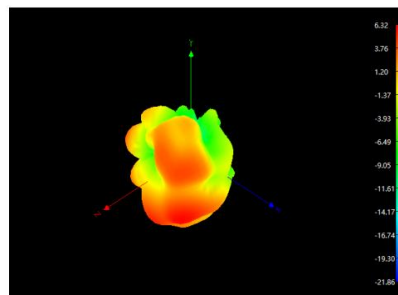
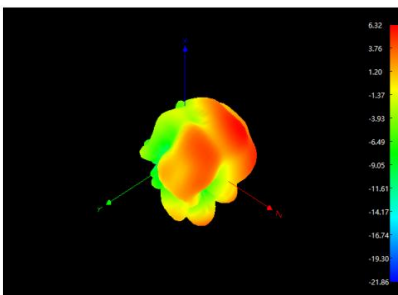
Type: External Antenna

| Frequency / MHz | Gain/ dBi |
|-----------------|-----------|
| 2400            | 6.32      |
| 2410            | 6.2       |
| 2420            | 6.1       |
| 2430            | 6.06      |
| 2440            | 5.96      |
| 2450            | 5.99      |
| 2460            | 5.91      |
| 2470            | 6.18      |
| 2480            | 6.31      |
| 2490            | 6.21      |
| 2500            | 6.15      |

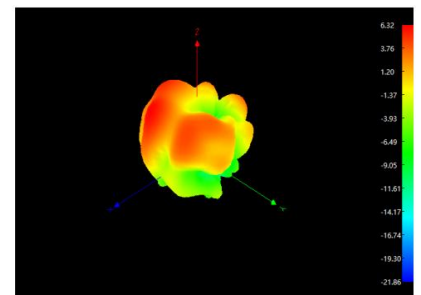


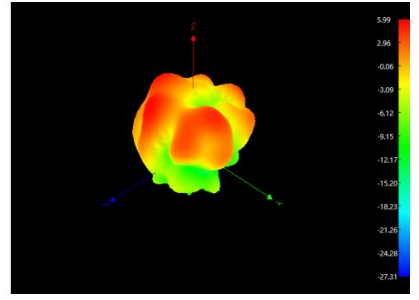
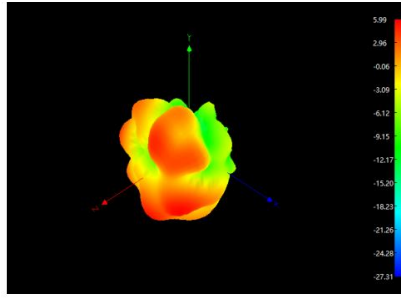
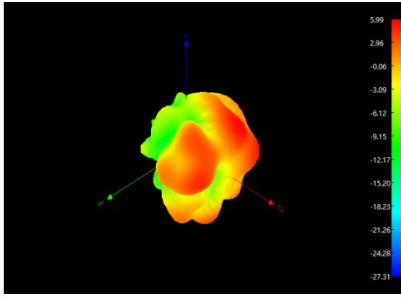
## 6. 2.4G Antenna Pattern Picture

2400MHz

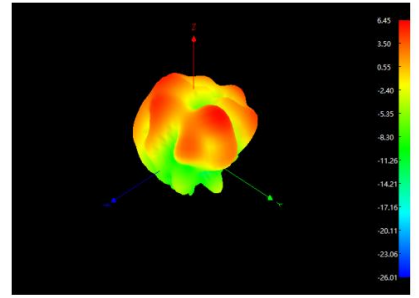
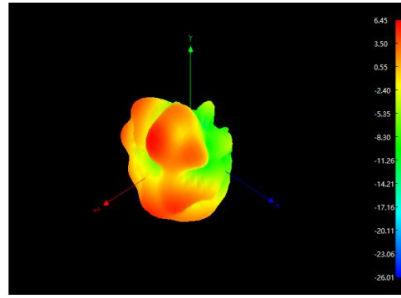
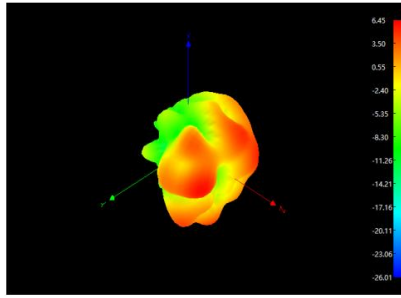


2450MHz





2500MHz



Tester by: Wu xianming

Wu Xianming