

Antenna test report

Test Laboratory	Dongguan Yijia Electronic Co., LTD
Address	No. 59 Muyu Road, Shatou Community, Chang 'an Town, Dongguan City, Guangdong Province
Contact:	Mr. Gan 13823198410
Model	H7147

Manufacturer	Shenzhen Qianyan Technology LTD
Address	No. 3301, Block C, Section 1, Chuangzhi Yuncheng Building, Liuxian Avenue, Xili Community, Xili Street, Nanshan District, Shenzhen

1. Test procedures

Name	Parameter	Method	Standard No.
Mobile communication antenna	VSWR	Generic specification for antennas used in the mobile communications	GB/T 9410-2008
	Antenna Gain		
	Radiation pattern		
Antenna	Radiation efficiency	IEEE Standard Test Procedures for Antennas	ANSI/IEEE Std 149-1979

2. Test Equipment


Equipment	Model No.	Serial No.	Manufacture	Calibration Date	Next calibration Date
24 probe Microwave chamber	MPS2450 Multi-probe OTA measurement systems 5*5*5	YJ-PB-F01	XH-IOE	2023.09.01	2024.09.01
Network Analyzer	ZVB8	YJ-RD-15	ROHDE&SCHWARS	2023.08.25	2024.08.25

Wideband radio Communication tester	CMW500	YJ-RD- 16	ROHDE& SCH WARS	2023.08.25	2024.08.25
---	--------	-----------	--------------------	------------	------------

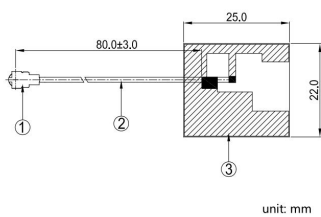
The uncertainty was calculated on the basis of the GUM published by ISO, using the inclusion factor of K=2 and the 95% confidence level to express the extended uncertainty.

Item	uncertainty
Antenna gain	±1dB
Radiation efficiency	±10%

3. DUT Setup Photo



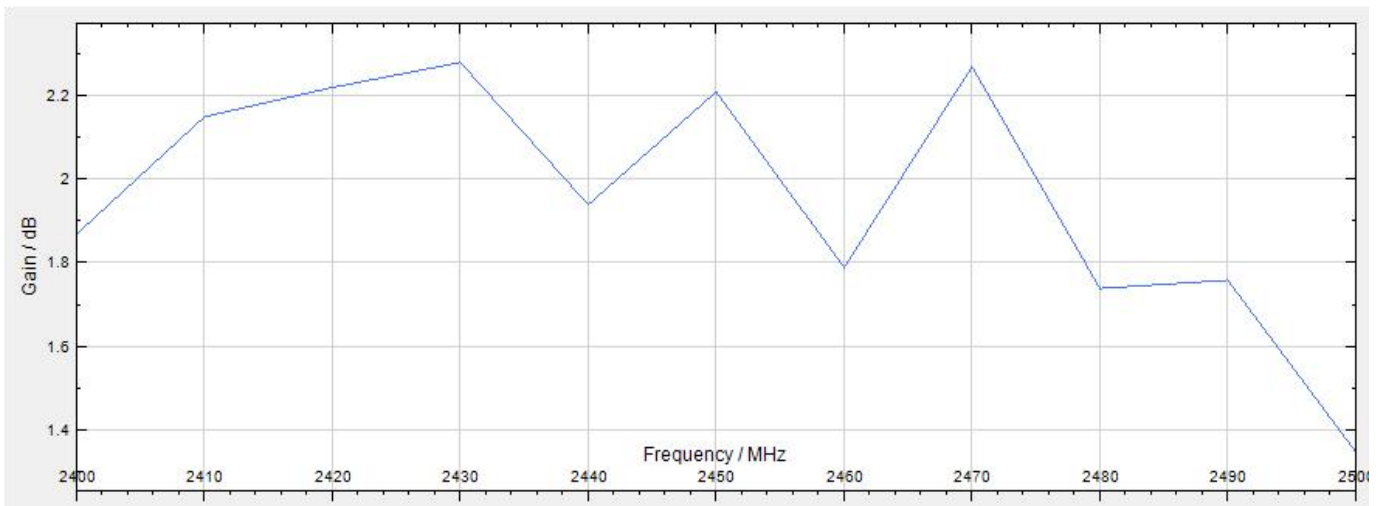
4. 2.4G Antenna Physical Size



5. 2.4G Antenna Type & Gain

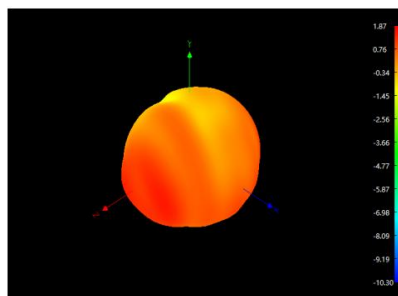
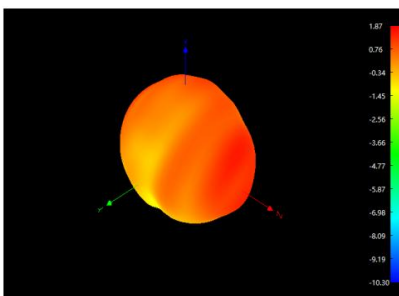
Type: FPC Antenna

Frequency / MHz	Gain/ dBi
2400	1.87
2410	2.15
2420	2.22
2430	2.28
2440	1.94
2450	2.21
2460	1.79
2470	2.27
2480	1.74
2490	1.76
2500	1.35

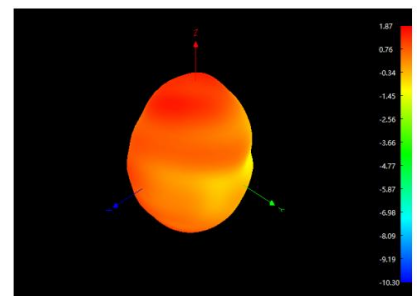


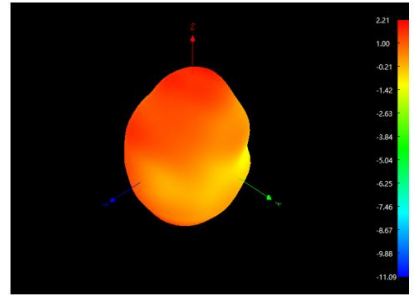
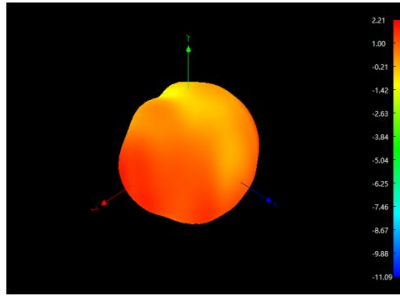
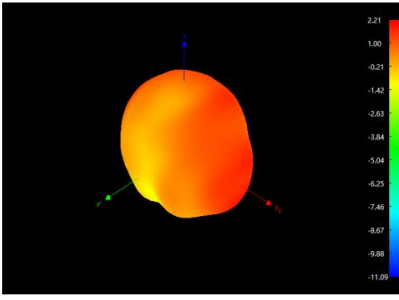
6. 2.4G Antenna Pattern Picture

2400MHz

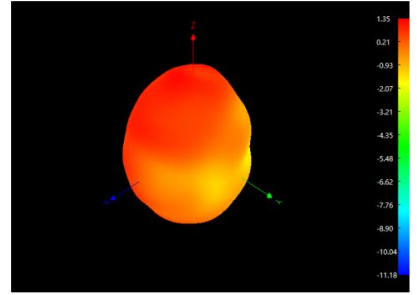
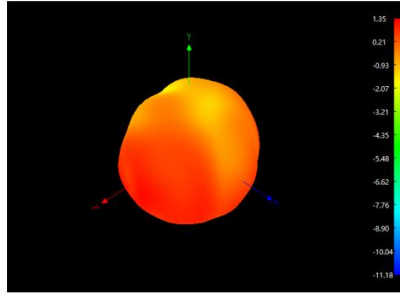
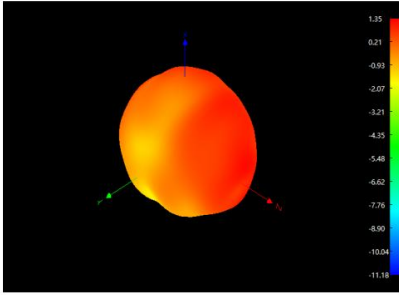


2450MHz





2500MHz



Tester by: Wu xianming

Wu Xianming