



### EXHIBIT 3 - EUT INTERNAL PHOTOGRAPHS

**EUT Housing and Board View 1**




**EUT Housing and Board View 2**





**EUT Housing and Board View 3**



**EUT Housing and Board View 4**




<p><b>Solder Board-Component View 1</b></p>	 A photograph of a small, square, black printed circuit board (PCB) component. The board is densely packed with various electronic components, including a central microcontroller, several capacitors, and a yellow connector on the left side. The board is placed on a blue textured surface next to a metal ruler for scale. The ruler shows the component is approximately 10 mm wide and 10 mm high.
<p><b>Solder Board-Component View 2</b></p>	 A photograph of the same black PCB component from a different perspective. This view shows a QR code on the top-left corner, a large circular hole in the center, and several small circular features around the perimeter. The component is placed on a blue textured surface next to a metal ruler for scale, showing it is approximately 10 mm wide and 10 mm high.


**Solder  
Board-Component  
View 3**



**Solder  
Board-Component  
View 4**



**Solder  
Board-Component  
View 5**



**Antenna View**

WIFI /BT Antenna

