



EXHIBIT 3 - EUT INTERNAL PHOTOGRAPHS



EUT Housing and Board View 1



EUT Housing and Board View 2





<p>Solder Board-Component View 3</p>	 <p>A photograph of a green circular PCB component, model H7126-MAIN-V1.2, with a date code of 2023.02.09. The component is placed on a blue textured surface next to a black ruler with white markings in millimeters. The component features a central microcontroller, several surface-mount components, and two gold-plated connectors on opposite sides.</p>
<p>Antenna View</p>	 <p>A photograph showing the underside of a black circular plastic housing. A red box highlights a small black rectangular component labeled "WIFI/BT Antenna". A red line points from the label to the antenna. Other components visible include a silver metal bracket and several screws.</p>