

ANNEX A TEST SETUP PHOTOS

PHOTO 1

Conducted Emission




PHOTO 2

Radiated Emission
(Below 1GHz)





PHOTO 3

Radiated Emission
(Above 1GHz)



--- End ---