

FCC Test Report

Applicant : Shenzhen Qianyan Technology LTD

Address : No. 3301, Block C, Section 1, Chuangzhi
Yuncheng Building, Liuxian Avenue, Xili
Community, Xili Street, Nanshan District,
Shenzhen, 518000, China

Product Name : Govee Neon Rope Light 2

Report Date : Mar. 04, 2024

Shenzhen Anbotek Compliance Laboratory Limited



Shenzhen Anbotek Compliance Laboratory Limited

Address: 1/F., Building D, Sogood Science and Technology Park, Sanwei Community,
Hangcheng Street, Bao'an District, Shenzhen, Guangdong, China.
Tel: (86)0755-26066440 Fax: (86)0755-26014772 Email: service@anbotek.com



Hotline
400-003-0500
www.anbotek.com.cn



Contents

1. General Information	6
1.1. Client Information	6
1.2. Description of Device (EUT)	6
1.3. Auxiliary Equipment Used During Test	8
1.4. Operation channel list	9
1.5. Description of Test Modes	9
1.6. Measurement Uncertainty	9
1.7. Test Summary	10
1.8. Description of Test Facility	11
1.9. Disclaimer	11
1.10. Test Equipment List	12
2. Antenna requirement	14
2.1. Conclusion	14
3. Conducted Emission at AC power line	15
3.1. EUT Operation	15
3.2. Test Setup	15
3.3. Test Data	16
4. Occupied Bandwidth	24
4.1. EUT Operation	24
4.2. Test Setup	24
4.3. Test Data	25
5. Maximum Conducted Output Power	26
5.1. EUT Operation	26
5.2. Test Setup	26
5.3. Test Data	26
6. Power Spectral Density	27
6.1. EUT Operation	27
6.2. Test Setup	27
6.3. Test Data	27
7. Emissions in non-restricted frequency bands	28
7.1. EUT Operation	28
7.2. Test Setup	28
7.3. Test Data	28
8. Band edge emissions (Radiated)	29
8.1. EUT Operation	29
8.2. Test Setup	30
8.3. Test Data	31
9. Emissions in frequency bands (below 1GHz)	34
9.1. EUT Operation	34
9.2. Test Setup	35
9.3. Test Data	36

Shenzhen Anbotek Compliance Laboratory Limited

Address: 1/F., Building D, Sogood Science and Technology Park, Sanwei Community,
Hangcheng Street, Bao'an District, Shenzhen, Guangdong, China.
Tel: (86)0755-26066440 Fax: (86)0755-26014772 Email: service@anbotek.com



Hotline
400-003-0500
www.anbotek.com.cn



10. Emissions in frequency bands (above 1GHz)	44
10.1. EUT Operation	44
10.2. Test Setup	45
10.3. Test Data	46
APPENDIX I -- TEST SETUP PHOTOGRAPH	49
APPENDIX II -- EXTERNAL PHOTOGRAPH	49
APPENDIX III -- INTERNAL PHOTOGRAPH	49

Shenzhen Anbotek Compliance Laboratory Limited

Address: 1/F., Building D, Sogood Science and Technology Park, Sanwei Community, Hangcheng Street, Bao'an District, Shenzhen, Guangdong, China.
Tel: (86)0755-26066440 Fax: (86)0755-26014772 Email: service@anbotek.com



Hotline
400-003-0500
www.anbotek.com.cn



Report No.: 18220WC30239102

FCC ID: 2A7VD-H61D5

Page 4 of 49

TEST REPORT

Applicant : Shenzhen Qianyan Technology LTD

Manufacturer : Shenzhen Qianyan Technology LTD

Product Name : Govee Neon Rope Light 2

Test Model No. : H61D5

Reference Model No. : H61D3, H61D4, H61D2

Trade Mark : Govee

Rating(s) :
H61D2 Input: 24V \equiv 1A
H61D3 Input: 24V \equiv 1.5A
H61D4 Input: 24V \equiv 2A
H61D5 Input: 24V \equiv 2A
47 CFR Part 15.247**Test Standard(s) : ANSI C63.10-2020
KDB 558074 D01 15.247 Meas Guidance v05r02**

The device described above is tested by Shenzhen Anbotek Compliance Laboratory Limited to determine the maximum emission levels emanating from the device and the severe levels of the device can endure and its performance criterion. The measurement results are contained in this test report and Shenzhen Anbotek Compliance Laboratory Limited is assumed full of responsibility for the accuracy and completeness of these measurements. Also, this report shows that the EUT (Equipment Under Test) is technically compliant with above listed standard(s) requirements. This report applies to above tested sample only and shall not be reproduced in part without written approval of Shenzhen Anbotek Compliance Laboratory Limited.

Date of Receipt:

Nov. 13, 2023

Date of Test:

Nov. 13, 2023 ~ Jan. 10, 2024

Prepared By:



(Ella Liang)

Approved & Authorized Signer:



(Edward Pan)

Shenzhen Anbotek Compliance Laboratory Limited

Address: 1/F., Building D, Sogood Science and Technology Park, Sanwei Community,
Hangcheng Street, Bao'an District, Shenzhen, Guangdong, China.
Tel: (86)0755-26066440 Fax: (86)0755-26014772 Email: service@anbotek.com



Hotline

400-003-0500

www.anbotek.com.cn



Revision History

Report Version	Description	Issued Date
R00	Original Issue.	Mar. 04, 2024

Shenzhen Anbotek Compliance Laboratory Limited

Address: 1/F., Building D, Sogood Science and Technology Park, Sanwei Community, Hangcheng Street, Bao'an District, Shenzhen, Guangdong, China.
Tel: (86)0755-26066440 Fax: (86)0755-26014772 Email: service@anbotek.com



Hotline
400-003-0500
www.anbotek.com.cn



1. General Information

1.1. Client Information

Applicant	:	Shenzhen Qianyan Technology LTD
Address	:	No. 3301, Block C, Section 1, Chuangzhi Yuncheng Building, Liuxian Avenue, Xili Community, Xili Street, Nanshan District, Shenzhen, 518000, China
Manufacturer	:	Shenzhen Qianyan Technology LTD
Address	:	No. 3301, Block C, Section 1, Chuangzhi Yuncheng Building, Liuxian Avenue, Xili Community, Xili Street, Nanshan District, Shenzhen, 518000, China

1.2. Description of Device (EUT)

Product Name	:	Govee Neon Rope Light 2
Test Model No.	:	H61D5
Reference Model No.	:	H61D3, H61D4, H61D2 (Note: According to the model differences on page 7, we prepare "H61D5" for all tests, and prepared H61D3, H61D4, H61D2 for conducted emission and radiated spurious emissions (below 1GHz) difference testing.)
Trade Mark	:	Govee
Test Power Supply	:	DC 24V from adapter input AC 120V/60Hz
Test Sample No.	:	H61D2: 1-5-1(Normal Sample) H61D3: 1-5-2(Normal Sample) H61D4: 1-5-3(Normal Sample) H61D5: 1-5-4(Normal Sample), 1-5-5(Engineering Sample)
Adapter for H61D2	:	Manufacturer: Dong Guan Royal Intelligent Co., Ltd Model: BI24GL-240100-AdU Input: 100-240V~ 50/60Hz 0.8A Output: 24V= 1A
Adapter for H61D3	:	Manufacturer: Dong Guan Royal Intelligent Co., Ltd Model: BI36L-240150-AdU Input: 100-240V~ 50/60Hz 1.2A Output: 24V= 1.5A
Adapter for H61D4	:	Manufacturer: Dong Guan Royal Intelligent Co., Ltd Model: BI48G-240200-AdU Input: 100-240V~ 50/60Hz 1.4A Output: 24V= 2A
Adapter for H61D5	:	Manufacturer: Dong Guan Royal Intelligent Co., Ltd Model: BI48G-240200-AdU Input: 100-240V~ 50/60Hz 1.4A Output: 24V= 2A
RF Specification		
Operation Frequency	:	802.11b/g/n(HT20): 2412MHz to 2462MHz
Number of Channel	:	802.11b/g/n(HT20): 11 Channels

Shenzhen Anbotek Compliance Laboratory Limited

Address: 1/F., Building D, Sogood Science and Technology Park, Sanwei Community, Hangcheng Street, Bao'an District, Shenzhen, Guangdong, China.
Tel: (86)0755-26066440 Fax: (86)0755-26014772 Email: service@anbotek.com



Hotline
400-003-0500
www.anbotek.com.cn



Modulation Type	:	802.11b: DSSS(CCK, DQPSK, DBPSK); 802.11g: OFDM(BPSK, QPSK, 16QAM, 64QAM); 802.11n(HT20): OFDM (BPSK, QPSK, 16QAM, 64QAM)
Antenna Type	:	PCB antenna
Antenna Gain(Peak)	:	1.54dBi
Remark: (1) All of the RF specification are provided by customer. (2) For a more detailed features description, please refer to the manufacturer's specifications or the User's Manual.		

Model differences:

Model No.	Length of light string	Adapter
H61D2	2m	Manufacturer: Dong Guan Royal Intelligent Co., Ltd Model: BI24GL-240100-AdU Input: 100-240V~ 50/60Hz 0.8A Output: 24V= 1A
H61D3	3m	Manufacturer: Dong Guan Royal Intelligent Co., Ltd Model: BI36L-240150-AdU Input: 100-240V~ 50/60Hz 1.2A Output: 24V= 1.5A
H61D4	4m	Manufacturer: Dong Guan Royal Intelligent Co., Ltd Model: BI48G-240200-AdU Input: 100-240V~ 50/60Hz 1.4A Output: 24V= 2A
H61D5	5m	Manufacturer: Dong Guan Royal Intelligent Co., Ltd Model: BI48G-240200-AdU Input: 100-240V~ 50/60Hz 1.4A Output: 24V= 2A

Shenzhen Anbotek Compliance Laboratory Limited

Address: 1/F., Building D, Sogood Science and Technology Park, Sanwei Community, Hangcheng Street, Bao'an District, Shenzhen, Guangdong, China.
Tel: (86)0755-26066440 Fax: (86)0755-26014772 Email: service@anbotek.com



Hotline
400-003-0500
www.anbotek.com.cn



1.3. Auxiliary Equipment Used During Test

Title	Manufacturer	Model No.	Serial No.
/	/	/	/

Shenzhen Anbotek Compliance Laboratory Limited

Address: 1/F., Building D, Sogood Science and Technology Park, Sanwei Community, Hangcheng Street, Bao'an District, Shenzhen, Guangdong, China.
Tel: (86)0755-26066440 Fax: (86)0755-26014772 Email: service@anbotek.com



Hotline
400-003-0500
www.anbotek.com.cn



1.4. Operation channel list

Operation Band:

Channel	Frequency (MHz)	Channel	Frequency (MHz)	Channel	Frequency (MHz)
1	2412	5	2432	9	2452
2	2417	6	2437	10	2457
3	2422	7	2442	11	2462
4	2427	8	2447	/	/

1.5. Description of Test Modes

Pretest Modes	Descriptions
TM1	Keep the EUT in 802.11b transmitting mode.
TM2	Keep the EUT in 802.11g transmitting mode.
TM3	Keep the EUT in 802.11n(HT20) transmitting mode.

1.6. Measurement Uncertainty

Parameter	Uncertainty
Conducted emissions (AMN 150kHz~30MHz)	3.4dB
Occupied Bandwidth	925Hz
Conducted Output Power	0.76dB
Power Spectral Density	0.76dB
Conducted Spurious Emission	1.24dB
Radiated spurious emissions (above 1GHz)	1G-6GHz: 4.78dB; 6G-18GHz: 4.88dB 18G-40GHz: 5.68dB
Radiated emissions (Below 30MHz)	3.53dB
Radiated spurious emissions (30MHz~1GHz)	Horizontal: 3.92dB; Vertical: 4.52dB
The measurement uncertainty and decision risk evaluated according to AB/WI-RF-F-032. This uncertainty represents an expanded uncertainty expressed at approximately the 95% confidence level using a coverage factor of k=2.	

Shenzhen Anbotek Compliance Laboratory Limited

Address: 1/F., Building D, Sogood Science and Technology Park, Sanwei Community, Hangcheng Street, Bao'an District, Shenzhen, Guangdong, China.
Tel: (86)0755-26066440 Fax: (86)0755-26014772 Email: service@anbotek.com



Hotline
400-003-0500
www.anbotek.com.cn



1.7. Test Summary

Test Items	Test Modes	Status
Antenna requirement	/	P
Conducted Emission at AC power line	Mode1,2,3	P
Occupied Bandwidth	Mode1,2,3	P
Maximum Conducted Output Power	Mode1,2,3	P
Power Spectral Density	Mode1,2,3	P
Emissions in non-restricted frequency bands	Mode1,2,3	P
Band edge emissions (Radiated)	Mode1,2,3	P
Emissions in frequency bands (below 1GHz)	Mode1,2,3	P
Emissions in frequency bands (above 1GHz)	Mode1,2,3	P
Note: P: Pass N: N/A, not applicable		

Shenzhen Anbotek Compliance Laboratory Limited

Address: 1/F., Building D, Sogood Science and Technology Park, Sanwei Community, Hangcheng Street, Bao'an District, Shenzhen, Guangdong, China.
Tel: (86)0755-26066440 Fax: (86)0755-26014772 Email: service@anbotek.com



Hotline
400-003-0500
www.anbotek.com.cn



1.8. Description of Test Facility

The test facility is recognized, certified, or accredited by the following organizations:

FCC-Registration No.:434132

Shenzhen Anbotek Compliance Laboratory Limited, EMC Laboratory has been registered and fully described in a report filed with the (FCC) Federal Communications Commission. The acceptance letter from the FCC is maintained in our files. Registration No. 434132.

ISED-Registration No.: 8058A

Shenzhen Anbotek Compliance Laboratory Limited, EMC Laboratory has been registered and fully described in a report filed with the (ISED) Innovation, Science and Economic Development Canada. The acceptance letter from the ISED is maintained in our files. Registration 8058A.

Test Location

Shenzhen Anbotek Compliance Laboratory Limited.

1/F, Building D, Sogood Science and Technology Park, Sanwei community, Hangcheng Street, Bao'an District, Shenzhen, Guangdong, China.

1.9. Disclaimer

1. The test report is invalid if not marked with the signatures of the persons responsible for preparing and approving the test report.
2. The test report is invalid if there is any evidence and/or falsification.
3. The results documented in this report apply only to the tested sample, under the conditions and modes of operation as described herein.
4. This document may not be altered or revised in any way unless done so by Anbotek and all revisions are duly noted in the revisions section.
5. Content of the test report, in part or in full, cannot be used for publicity and/or promotional purposes without prior written approval from the laboratory.
6. The authenticity of the information provided by the customer is the responsibility of the customer and the laboratory is not responsible for its authenticity.

The laboratory is only responsible for the data released by the laboratory, except for the part provided by the applicant.

Shenzhen Anbotek Compliance Laboratory Limited

Address:1/F.,Building D,Sogood Science and Technology Park, Sanwei Community,
Hangcheng Street, Bao'an District, Shenzhen, Guangdong, China.
Tel:(86)0755-26066440 Fax:(86)0755-26014772 Email:service@anbotek.com



Hotline
400-003-0500
www.anbotek.com.cn



1.10. Test Equipment List

Conducted Emission at AC power line						
Item	Equipment	Manufacturer	Model No.	Serial No.	Last Cal.	Cal.Due Date
1	L.I.S.N. Artificial Mains Network	Rohde & Schwarz	ENV216	100055	2023-10-12	2024-10-11
2	Three Phase V-type Artificial Power Network	CYBERTEK	EM5040DT	E215040D T001	2023-07-05	2024-07-04
3	EMI Test Receiver	Rohde & Schwarz	ESCI	100627	2023-10-12	2024-10-11
4	Software Name EZ-EMC	Farad Technology	ANB-03A	N/A	/	/

Occupied Bandwidth Maximum Conducted Output Power Power Spectral Density Emissions in non-restricted frequency bands						
Item	Equipment	Manufacturer	Model No.	Serial No.	Last Cal.	Cal.Due Date
1	Constant Temperature Humidity Chamber	ZHONGJIAN	ZJ-KHWS80B	N/A	2023-10-16	2024-10-15
2	DC Power Supply	IVYTECH	IV3605	1804D360 510	2023-10-20	2024-10-19
3	Spectrum Analyzer	Rohde & Schwarz	FSV40-N	101792	2023-05-26	2024-05-25
4	MXA Spectrum Analysis	KEYSIGHT	N9020A	MY505318 23	2023-02-23	2024-02-22
5	Oscilloscope	Tektronix	MDO3012	C020298	2023-10-12	2024-10-11
6	MXG RF Vector Signal Generator	Agilent	N5182A	MY474206 47	2023-02-23	2024-10-22
7	Power Meter	Agilent	N1914A	MY500011 02	2023-10-20	2024-10-19

Shenzhen Anbotek Compliance Laboratory Limited

Address: 1/F., Building D, Sogood Science and Technology Park, Sanwei Community, Hangcheng Street, Bao'an District, Shenzhen, Guangdong, China.
Tel: (86)0755-26066440 Fax: (86)0755-26014772 Email: service@anbotek.com



Hotline
400-003-0500
www.anbotek.com.cn



Band edge emissions (Radiated) Emissions in frequency bands (above 1GHz)						
Item	Equipment	Manufacturer	Model No.	Serial No.	Last Cal.	Cal.Due Date
1	EMI Test Receiver	Rohde & Schwarz	ESR26	101481	2023-10-12	2024-10-11
2	EMI Preamplifier	SKET Electronic	LNPA-0118G-45	SKET-PA-002	2023-10-12	2024-10-11
3	Double Ridged Horn Antenna	SCHWARZBECK	BBHA 9120D	02555	2022-10-16	2025-10-15
4	EMI Test Software EZ-EMC	SHURPLE	N/A	N/A	/	/
5	Horn Antenna	A-INFO	LB-180400-KF	J211060628	2023-10-12	2024-10-11
6	Spectrum Analyzer	Rohde & Schwarz	FSV40-N	101792	2023-05-26	2024-05-25
7	Amplifier	Talent Microwave	TLLA18G40 G-50-30	23022802	2023-05-25	2024-05-24

Emissions in frequency bands (below 1GHz)						
Item	Equipment	Manufacturer	Model No.	Serial No.	Last Cal.	Cal.Due Date
1	EMI Test Receiver	Rohde & Schwarz	ESR26	101481	2023-10-12	2024-10-11
2	Pre-amplifier	SONOMA	310N	186860	2023-10-12	2024-10-11
3	Bilog Broadband Antenna	Schwarzbeck	VULB9163	345	2022-10-23	2025-10-22
4	Loop Antenna (9K-30M)	Schwarzbeck	FMZB1519 B	00053	2023-10-12	2024-10-11
5	EMI Test Software EZ-EMC	SHURPLE	N/A	N/A	/	/

Shenzhen Anbotek Compliance Laboratory Limited

Address: 1/F., Building D, Sogood Science and Technology Park, Sanwei Community, Hangcheng Street, Bao'an District, Shenzhen, Guangdong, China.
 Tel: (86)0755-26066440 Fax: (86)0755-26014772 Email: service@anbotek.com

Hotline 400-003-0500
 www.anbotek.com.cn



2. Antenna requirement

Test Requirement:

Refer to 47 CFR Part 15.203, an intentional radiator shall be designed to ensure that no antenna other than that furnished by the responsible party shall be used with the device. The use of a permanently attached antenna or of an antenna that uses a unique coupling to the intentional radiator shall be considered sufficient to comply with the provisions of this section.

2.1. Conclusion

The antenna is a PCB antenna which permanently attached, and the best case gain of the antenna is 1.54dBi . It complies with the standard requirement.

Shenzhen Anbotek Compliance Laboratory Limited

Address: 1/F., Building D, Sogood Science and Technology Park, Sanwei Community, Hangcheng Street, Bao'an District, Shenzhen, Guangdong, China.
Tel: (86)0755-26066440 Fax: (86)0755-26014772 Email: service@anbotek.com



Hotline
400-003-0500
www.anbotek.com.cn



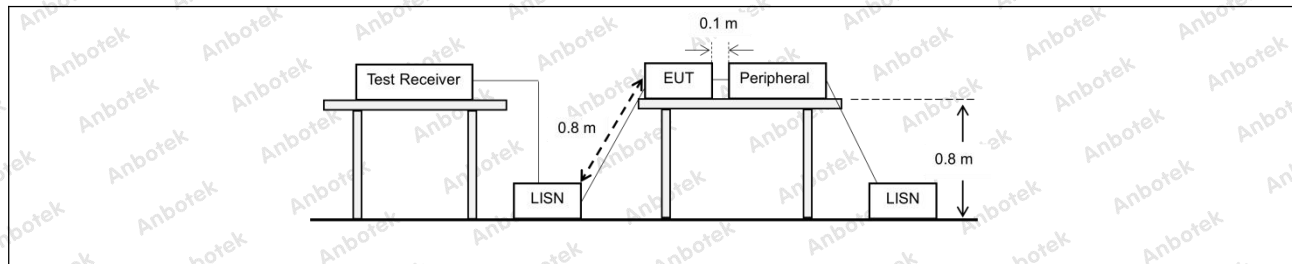
3. Conducted Emission at AC power line

Test Requirement:	Refer to 47 CFR 15.207(a), Except as shown in paragraphs (b) and (c) of this section, for an intentional radiator that is designed to be connected to the public utility (AC) power line, the radio frequency voltage that is conducted back onto the AC power line on any frequency or frequencies, within the band 150 kHz to 30 MHz, shall not exceed the limits in the following table, as measured using a 50 μ H/50 ohms line impedance stabilization network (LISN).		
Test Limit:	Frequency of emission (MHz)	Conducted limit (dB μ V)	
		Quasi-peak	Average
	0.15-0.5	66 to 56*	56 to 46*
	0.5-5	56	46
	5-30	60	50
	*Decreases with the logarithm of the frequency.		
Test Method:	ANSI C63.10-2020 section 6.2		
Procedure:	Refer to ANSI C63.10-2020 section 6.2, standard test method for ac power-line conducted emissions from unlicensed wireless devices		

3.1. EUT Operation

Operating Environment:	
Test mode:	<ol style="list-style-type: none"> 1: 802.11b mode: Keep the EUT in 802.11b transmitting mode. 2: 802.11g mode: Keep the EUT in 802.11g transmitting mode. 3: 802.11n(HT20) mode: Keep the EUT in 802.11n(HT20) transmitting mode.

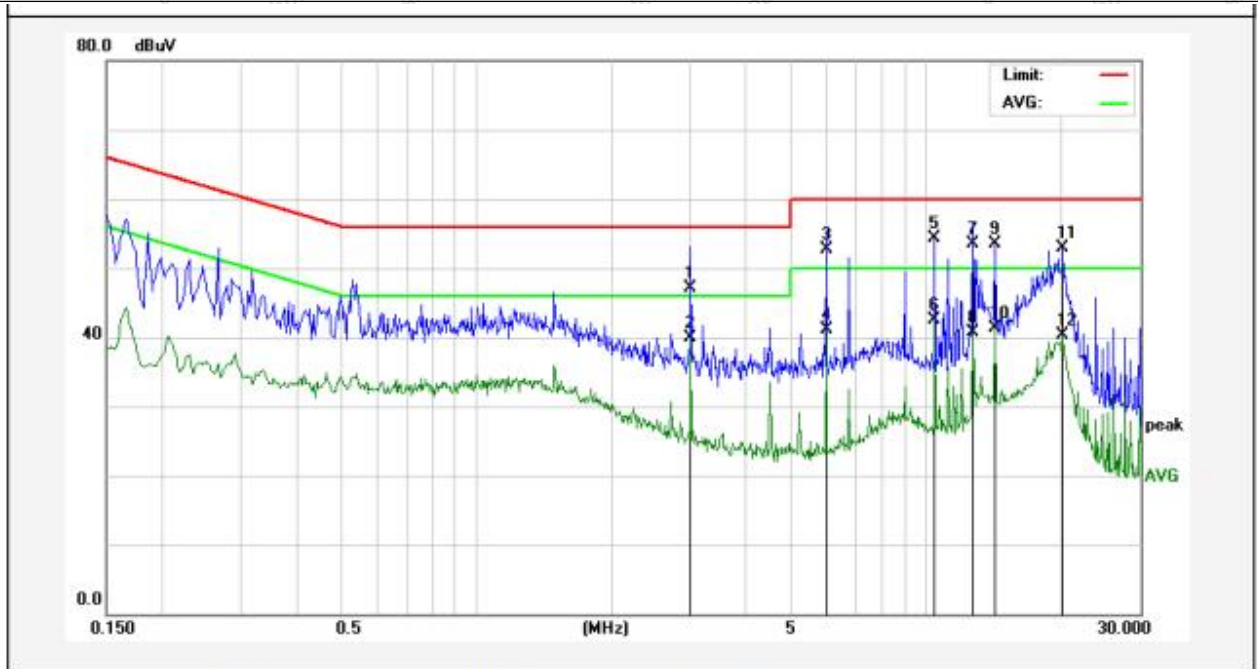
3.2. Test Setup



3.3. Test Data

Temperature:	23.5 °C	Humidity:	65 %	Atmospheric Pressure:	101 kPa
Test Model:	H61D2				

TM2 / Line: Line / Band: 2400-2483.5 MHz / BW: 20 / CH: H



No.	Freq. (MHz)	Reading (dBuV)	Factor (dB)	Result (dBuV)	Limit (dBuV)	Over Limit (dB)	Detector	Remark
1	3.0020	27.20	19.85	47.05	56.00	-8.95	QP	
2	3.0020	20.01	19.85	39.86	46.00	-6.14	AVG	
3	6.0020	32.77	19.88	52.65	60.00	-7.35	QP	
4	6.0020	21.29	19.88	41.17	50.00	-8.83	AVG	
5	10.5020	34.28	19.98	54.26	60.00	-5.74	QP	
6	10.5020	22.50	19.98	42.48	50.00	-7.52	AVG	
7	12.7540	33.45	20.07	53.52	60.00	-6.48	QP	
8	12.7540	20.64	20.07	40.71	50.00	-9.29	AVG	
9	14.2540	33.30	20.12	53.42	60.00	-6.58	QP	
10	14.2540	21.19	20.12	41.31	50.00	-8.69	AVG	
11	20.2540	32.62	20.29	52.91	60.00	-7.09	QP	
12	20.2540	19.94	20.29	40.23	50.00	-9.77	AVG	

Shenzhen Anbotek Compliance Laboratory Limited

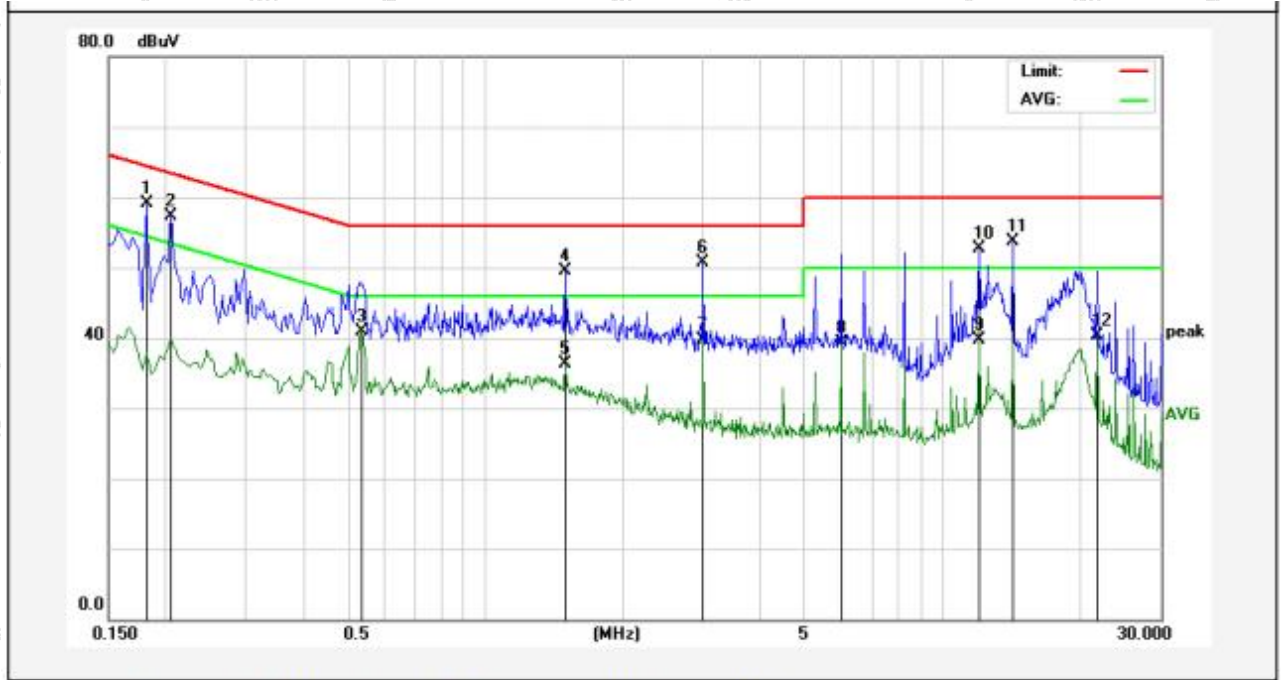
Address: 1/F, Building D, Sogood Science and Technology Park, Sanwei Community, Hangcheng Street, Bao'an District, Shenzhen, Guangdong, China.
 Tel: (86)0755-26066440 Fax: (86)0755-26014772 Email: service@anbotek.com

Hotline: 400-003-0500
 www.anbotek.com.cn



Temperature:	26.2 °C	Humidity:	60 %	Atmospheric Pressure:	101 kPa
Test Model:	H61D2				

TM2 / Line: Neutral / Band: 2400-2483.5 MHz / BW: 20 / CH: H



No.	Freq. (MHz)	Reading (dBuV)	Factor (dB)	Result (dBuV)	Limit (dBuV)	Over Limit (dB)	Detector	Remark
1	0.1819	39.30	19.82	59.12	64.39	-5.27	QP	
2	0.2060	37.49	19.82	57.31	63.36	-6.05	QP	
3	0.5380	21.00	19.86	40.86	46.00	-5.14	AVG	
4	1.5020	29.71	19.85	49.56	56.00	-6.44	QP	
5	1.5020	16.37	19.85	36.22	46.00	-9.78	AVG	
6	2.9980	30.83	19.85	50.68	56.00	-5.32	QP	
7	2.9980	19.92	19.85	39.77	46.00	-6.23	AVG	
8	5.9979	19.35	19.88	39.23	50.00	-10.77	AVG	
9	12.0059	19.65	20.04	39.69	50.00	-10.31	AVG	
10	12.0060	32.59	20.04	52.63	60.00	-7.37	QP	
11	14.2460	33.54	20.12	53.66	60.00	-6.34	QP	
12	21.7500	19.89	20.35	40.24	50.00	-9.76	AVG	

Note: Only record the worst data in the report.

Shenzhen Anbotek Compliance Laboratory Limited

Address: 1/F., Building D, Sogood Science and Technology Park, Sanwei Community, Hangcheng Street, Bao'an District, Shenzhen, Guangdong, China.
 Tel: (86)0755-26066440 Fax: (86)0755-26014772 Email: service@anbotek.com

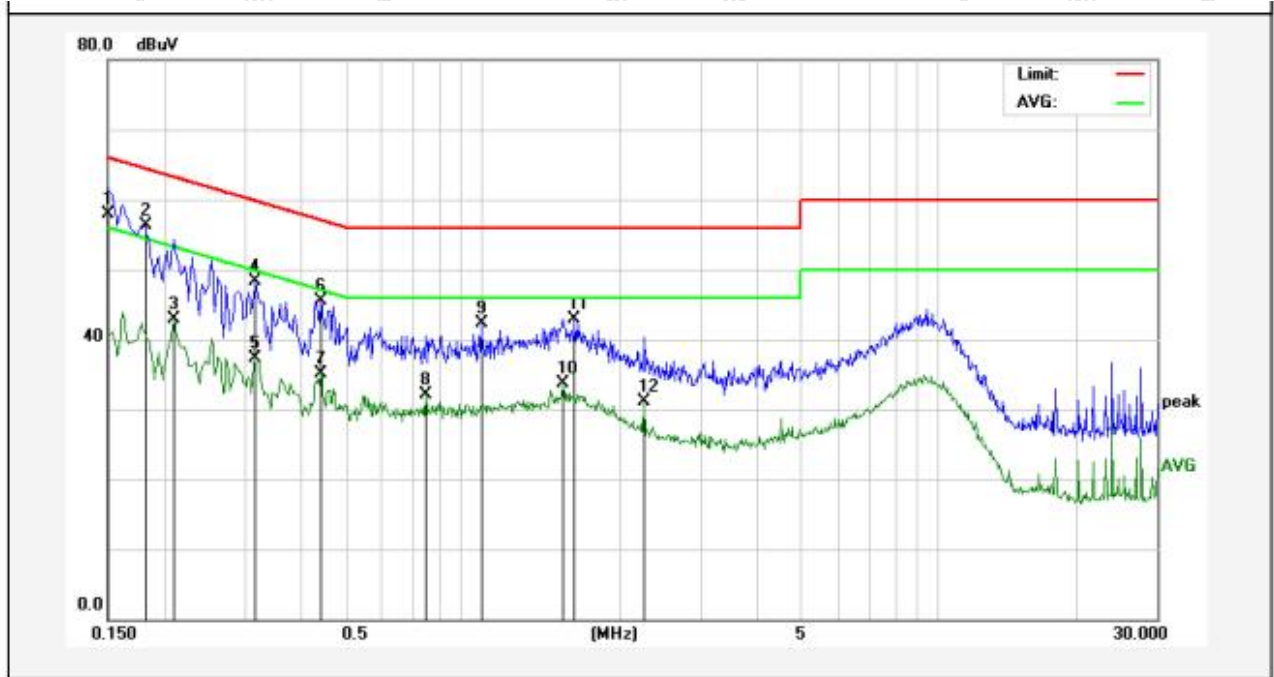


Hotline
 400-003-0500
 www.anbotek.com.cn



Temperature:	23.5 °C	Humidity:	65 %	Atmospheric Pressure:	101 kPa
Test Model:	H61D3				

TM2 / Line: Line / Band: 2400-2483.5 MHz / BW: 20 / CH: H



No.	Freq. (MHz)	Reading (dBuV)	Factor (dB)	Result (dBuV)	Limit (dBuV)	Over Limit (dB)	Detector	Remark
1	0.1500	40.01	17.82	57.83	65.99	-8.16	QP	
2	0.1819	38.46	17.82	56.28	64.39	-8.11	QP	
3	0.2100	25.01	17.82	42.83	53.20	-10.37	AVG	
4	0.3180	30.49	17.84	48.33	59.76	-11.43	QP	
5	0.3180	19.49	17.84	37.33	49.76	-12.43	AVG	
6	0.4420	27.74	17.83	45.57	57.02	-11.45	QP	
7	0.4420	17.35	17.83	35.18	47.02	-11.84	AVG	
8	0.7500	14.23	17.87	32.10	46.00	-13.90	AVG	
9	0.9900	24.37	17.86	42.23	56.00	-13.77	QP	
10	1.4980	15.91	17.85	33.76	46.00	-12.24	AVG	
11	1.5859	25.06	17.85	42.91	56.00	-13.09	QP	
12	2.2500	13.22	17.85	31.07	46.00	-14.93	AVG	

Shenzhen Anbotek Compliance Laboratory Limited

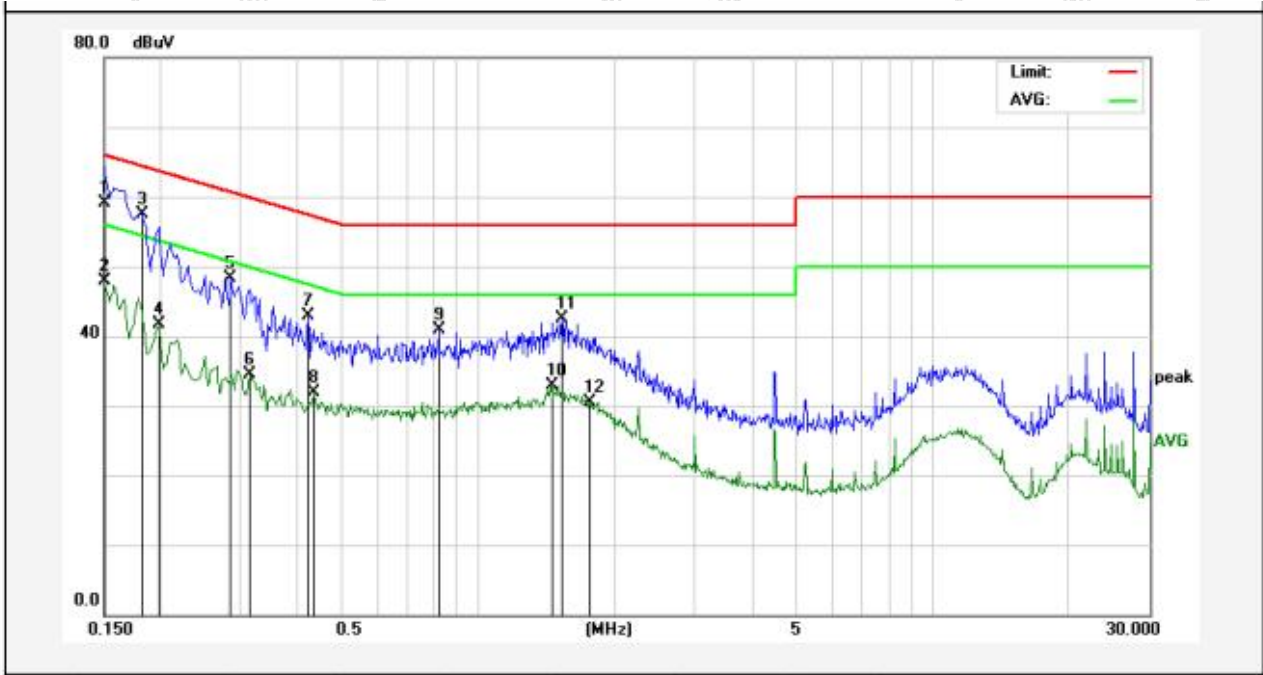
Address: 1/F., Building D, Sogood Science and Technology Park, Sanwei Community, Hangcheng Street, Bao'an District, Shenzhen, Guangdong, China.
 Tel: (86)0755-26066440 Fax: (86)0755-26014772 Email: service@anbotek.com

Hotline 400-003-0500
 www.anbotek.com.cn



Temperature:	26.2 °C	Humidity:	60 %	Atmospheric Pressure:	101 kPa
Test Model:	H61D3				

TM2 / Line: Neutral / Band: 2400-2483.5 MHz / BW: 20 / CH: H



No.	Freq. (MHz)	Reading (dBuV)	Factor (dB)	Result (dBuV)	Limit (dBuV)	Over Limit (dB)	Detector	Remark
1	0.1500	41.21	17.82	59.03	65.99	-6.96	QP	
2	0.1500	30.09	17.82	47.91	55.99	-8.08	AVG	
3	0.1819	39.78	17.82	57.60	64.39	-6.79	QP	
4	0.1980	23.96	17.82	41.78	53.69	-11.91	AVG	
5	0.2860	30.37	17.84	48.21	60.64	-12.43	QP	
6	0.3140	16.69	17.84	34.53	49.86	-15.33	AVG	
7	0.4220	25.04	17.82	42.86	57.41	-14.55	QP	
8	0.4340	14.13	17.82	31.95	47.18	-15.23	AVG	
9	0.8180	22.95	17.87	40.82	56.00	-15.18	QP	
10	1.4420	14.99	17.86	32.85	46.00	-13.15	AVG	
11	1.5300	24.61	17.85	42.46	56.00	-13.54	QP	
12	1.7580	12.68	17.86	30.54	46.00	-15.46	AVG	

Note: Only record the worst data in the report.

Shenzhen Anbotek Compliance Laboratory Limited

Address: 1/F., Building D, Sogood Science and Technology Park, Sanwei Community, Hangcheng Street, Bao'an District, Shenzhen, Guangdong, China.
 Tel: (86)0755-26066440 Fax: (86)0755-26014772 Email: service@anbotek.com

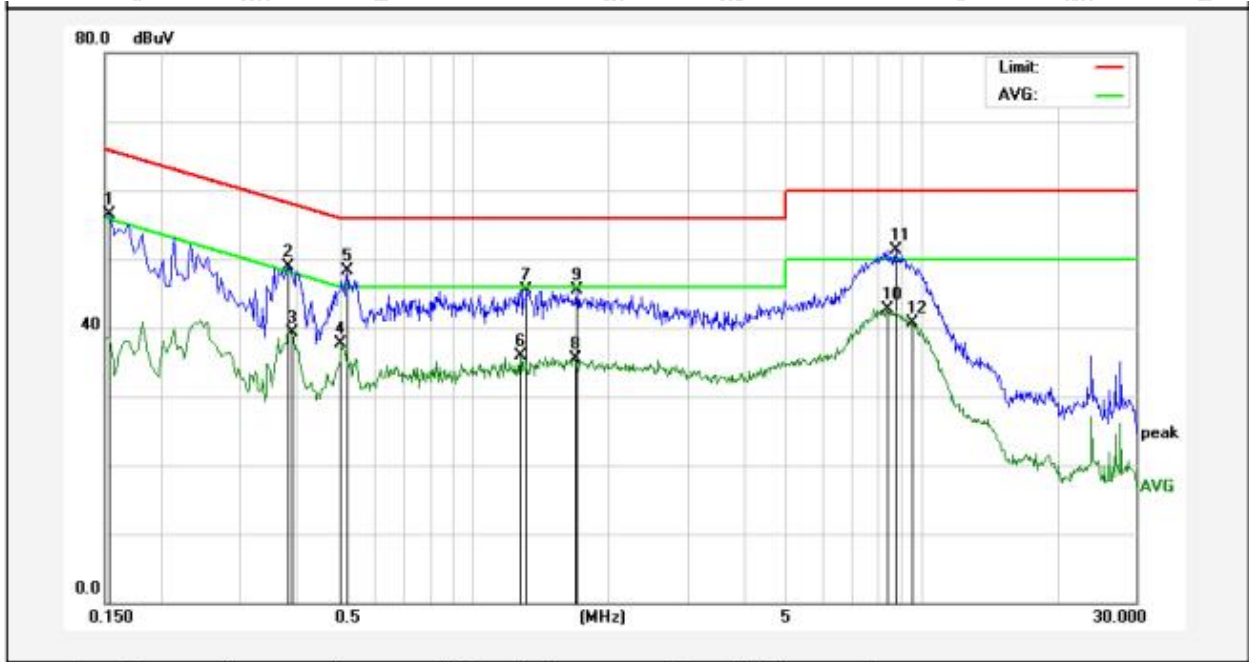


Hotline
 400-003-0500
 www.anbotek.com.cn



Temperature:	23.5 °C	Humidity:	65 %	Atmospheric Pressure:	101 kPa
Test Model:	H61D4				

TM2 / Line: Line / Band: 2400-2483.5 MHz / BW: 20 / CH: H



No.	Freq. (MHz)	Reading (dBuV)	Factor (dB)	Result (dBuV)	Limit (dBuV)	Over Limit (dB)	Detector	Remark
1	0.1539	38.65	17.83	56.48	65.78	-9.30	QP	
2	0.3860	31.02	17.81	48.83	58.15	-9.32	QP	
3	0.3940	21.50	17.81	39.31	47.98	-8.67	AVG	
4	0.5060	19.77	17.86	37.63	46.00	-8.37	AVG	
5	0.5220	30.50	17.86	48.36	56.00	-7.64	QP	
6	1.2740	17.98	17.86	35.84	46.00	-10.16	AVG	
7	1.3140	27.62	17.86	45.48	56.00	-10.52	QP	
8	1.6740	17.57	17.85	35.42	46.00	-10.58	AVG	
9	1.7060	27.63	17.85	45.48	56.00	-10.52	QP	
10	8.3860	24.67	17.94	42.61	50.00	-7.39	AVG	
11	8.7380	33.43	17.94	51.37	60.00	-8.63	QP	
12	9.5300	22.82	17.96	40.78	50.00	-9.22	AVG	

Shenzhen Anbotek Compliance Laboratory Limited

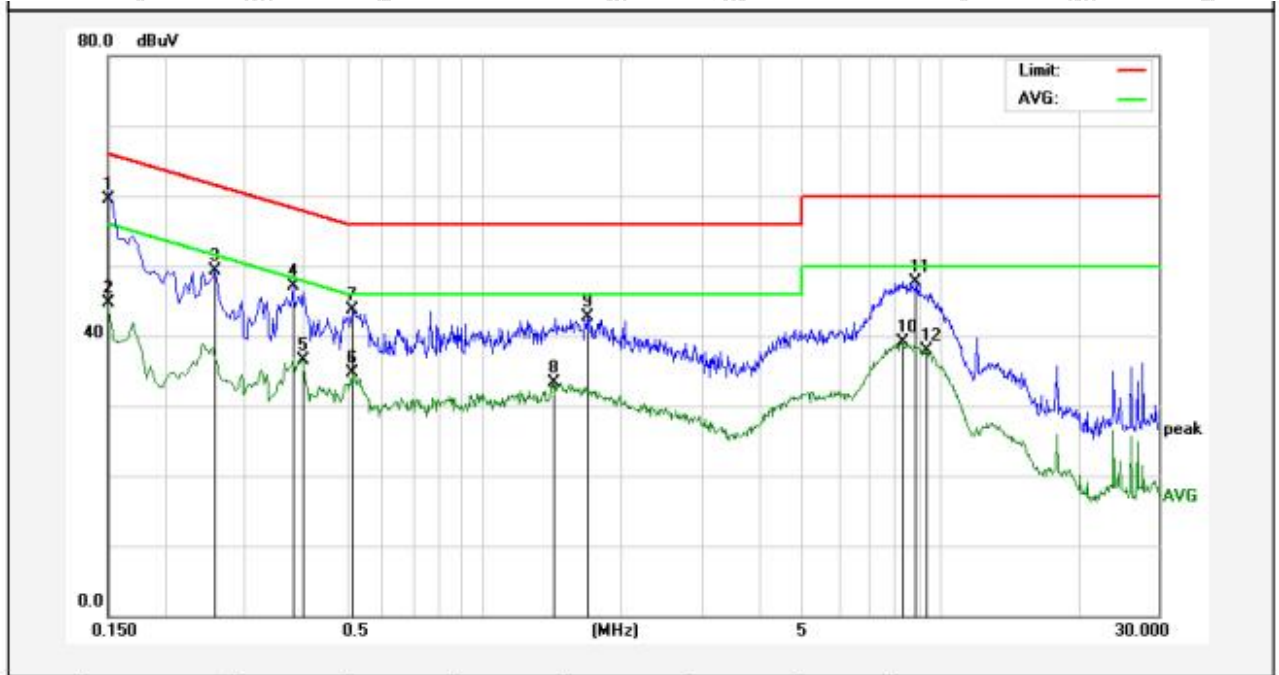
Address: 1/F., Building D, Sogood Science and Technology Park, Sanwei Community, Hangcheng Street, Bao'an District, Shenzhen, Guangdong, China.
 Tel: (86)0755-26066440 Fax: (86)0755-26014772 Email: service@anbotek.com

Hotline 400-003-0500
 www.anbotek.com.cn



Temperature:	26.2 °C	Humidity:	60 %	Atmospheric Pressure:	101 kPa
Test Model:	H61D4				

TM2 / Line: Neutral / Band: 2400-2483.5 MHz / BW: 20 / CH: H



No.	Freq. (MHz)	Reading (dBuV)	Factor (dB)	Result (dBuV)	Limit (dBuV)	Over Limit (dB)	Detector	Remark
1	0.1500	41.63	17.82	59.45	65.99	-6.54	QP	
2	0.1500	26.95	17.82	44.77	55.99	-11.22	AVG	
3	0.2580	31.39	17.84	49.23	61.49	-12.26	QP	
4	0.3820	29.28	17.81	47.09	58.23	-11.14	QP	
5	0.4020	18.71	17.81	36.52	47.81	-11.29	AVG	
6	0.5140	16.84	17.86	34.70	46.00	-11.30	AVG	
7	0.5180	25.90	17.86	43.76	56.00	-12.24	QP	
8	1.4180	15.38	17.86	33.24	46.00	-12.76	AVG	
9	1.6900	24.92	17.85	42.77	56.00	-13.23	QP	
10	8.2060	21.20	17.93	39.13	50.00	-10.87	AVG	
11	8.8420	29.74	17.95	47.69	60.00	-12.31	QP	
12	9.3100	19.88	17.96	37.84	50.00	-12.16	AVG	

Note: Only record the worst data in the report.

Shenzhen Anbotek Compliance Laboratory Limited

Address: 1/F., Building D, Sogood Science and Technology Park, Sanwei Community, Hangcheng Street, Bao'an District, Shenzhen, Guangdong, China.
 Tel: (86)0755-26066440 Fax: (86)0755-26014772 Email: service@anbotek.com

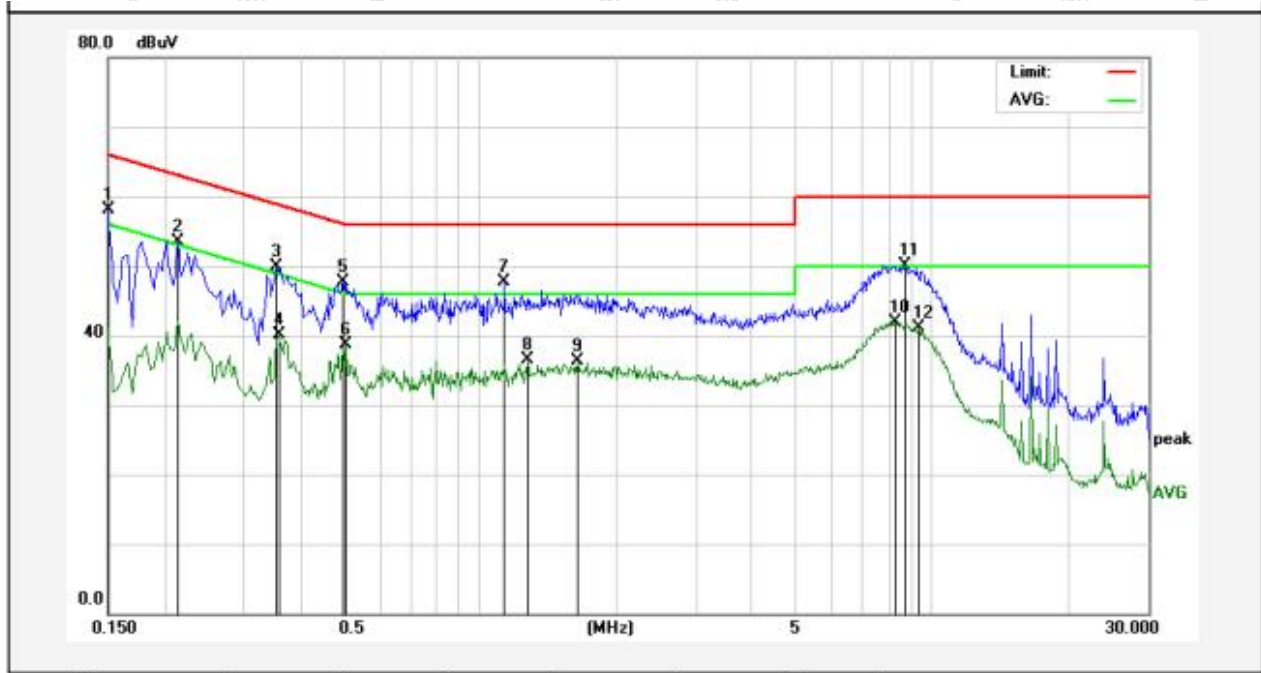


Hotline
 400-003-0500
 www.anbotek.com.cn



Temperature:	23.5 °C	Humidity:	65 %	Atmospheric Pressure:	101 kPa
Test Model:	H61D5				

TM2 / Line: Line / Band: 2400-2483.5 MHz / BW: 20 / CH: H



No.	Freq. (MHz)	Reading (dBuV)	Factor (dB)	Result (dBuV)	Limit (dBuV)	Over Limit (dB)	Detector	Remark
1	0.1500	40.31	17.82	58.13	65.99	-7.86	QP	
2	0.2140	35.63	17.82	53.45	63.04	-9.59	QP	
3	0.3540	32.00	17.82	49.82	58.87	-9.05	QP	
4	0.3580	22.20	17.82	40.02	48.77	-8.75	AVG	
5	0.4980	29.88	17.86	47.74	56.03	-8.29	QP	
6	0.5060	20.94	17.86	38.80	46.00	-7.20	AVG	
7	1.1340	29.83	17.86	47.69	56.00	-8.31	QP	
8	1.2740	18.58	17.86	36.44	46.00	-9.56	AVG	
9	1.6380	18.43	17.85	36.28	46.00	-9.72	AVG	
10	8.2460	23.93	17.93	41.86	50.00	-8.14	AVG	
11	8.7100	32.21	17.94	50.15	60.00	-9.85	QP	
12	9.3260	23.16	17.96	41.12	50.00	-8.88	AVG	

Shenzhen Anbotek Compliance Laboratory Limited

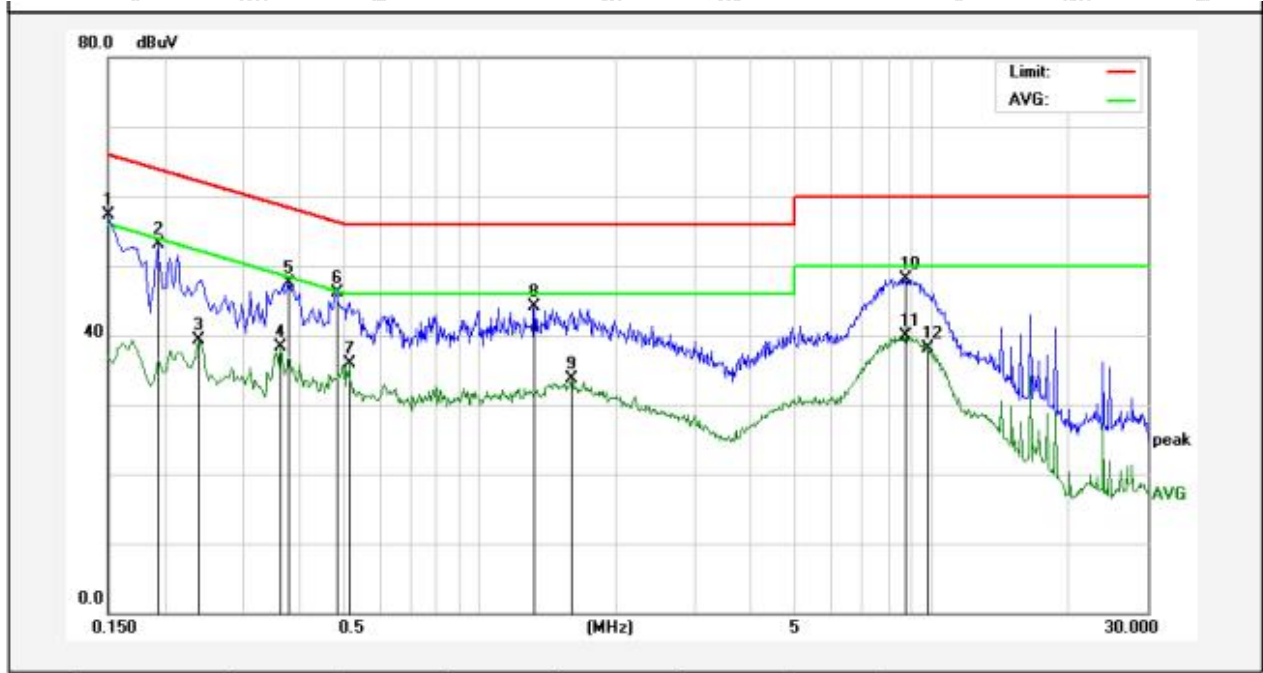
Address: 1/F., Building D, Sogood Science and Technology Park, Sanwei Community, Hangcheng Street, Bao'an District, Shenzhen, Guangdong, China.
 Tel: (86)0755-26066440 Fax: (86)0755-26014772 Email: service@anbotek.com

Hotline 400-003-0500
 www.anbotek.com.cn



Temperature:	26.2 °C	Humidity:	60 %	Atmospheric Pressure:	101 kPa
Test Model:	H61D5				

TM2 / Line: Neutral / Band: 2400-2483.5 MHz / BW: 20 / CH: H



No.	Freq. (MHz)	Reading (dBuV)	Factor (dB)	Result (dBuV)	Limit (dBuV)	Over Limit (dB)	Detector	Remark
1	0.1500	39.39	17.82	57.21	65.99	-8.78	QP	
2	0.1940	35.35	17.82	53.17	63.86	-10.69	QP	
3	0.2380	21.44	17.82	39.26	52.16	-12.90	AVG	
4	0.3620	20.41	17.82	38.23	48.68	-10.45	AVG	
5	0.3780	29.63	17.81	47.44	58.32	-10.88	QP	
6	0.4820	28.22	17.85	46.07	56.30	-10.23	QP	
7	0.5140	17.98	17.86	35.84	46.00	-10.16	AVG	
8	1.3180	26.30	17.86	44.16	56.00	-11.84	QP	
9	1.5940	15.85	17.85	33.70	46.00	-12.30	AVG	
10	8.7660	30.20	17.95	48.15	60.00	-11.85	QP	
11	8.7660	22.02	17.95	39.97	50.00	-10.03	AVG	
12	9.8139	20.10	17.97	38.07	50.00	-11.93	AVG	

Note: Only record the worst data in the report.

Shenzhen Anbotek Compliance Laboratory Limited

Address: 1/F., Building D, Sogood Science and Technology Park, Sanwei Community, Hangcheng Street, Bao'an District, Shenzhen, Guangdong, China.
 Tel: (86)0755-26066440 Fax: (86)0755-26014772 Email: service@anbotek.com



Hotline
 400-003-0500
 www.anbotek.com.cn



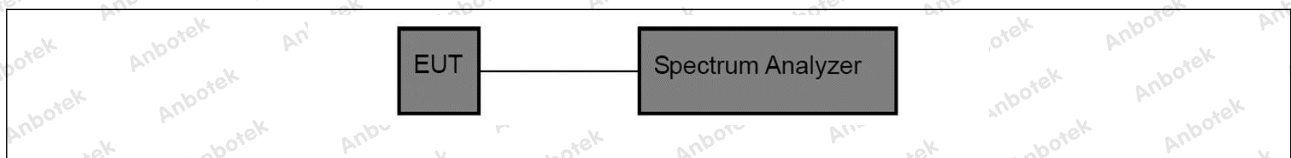
4. Occupied Bandwidth

Test Requirement:	47 CFR 15.247(a)(2)
Test Limit:	Refer to 47 CFR 15.247(a)(2), Systems using digital modulation techniques may operate in the 902-928 MHz, and 2400-2483.5 MHz bands. The minimum 6 dB bandwidth shall be at least 500 kHz.
Test Method:	ANSI C63.10-2020, section 11.8 KDB 558074 D01 15.247 Meas Guidance v05r02
Procedure:	<p>11.8.1 Option 1 The steps for the first option are as follows:</p> <ul style="list-style-type: none"> a) Set RBW = shall be in the range of 1% to 5% of the OBW but not less than 100 kHz. b) Set the VBW $\geq [3 \times \text{RBW}]$. c) Detector = peak. d) Trace mode = max-hold. e) Sweep = No faster than coupled (auto) time. f) Allow the trace to stabilize. g) Measure the maximum width of the emission by placing two markers, one at the lowest frequency and the other at the highest frequency of the envelope of the spectral display, such that each marker is at or slightly below the “-6 dB down amplitude”. If a marker is below this “-6 dB down amplitude” value, then it shall be as close as possible to this value. <p>11.8.2 Option 2 The automatic bandwidth measurement capability of an instrument may be employed using the X dB bandwidth mode with X set to 6 dB, if the functionality described in 11.8.1 (i.e., RBW = 100 kHz, VBW $\geq 3 \times \text{RBW}$, and peak detector with maximum hold) is implemented by the instrumentation function. When using this capability, care shall be taken so that the bandwidth measurement is not influenced by any intermediate power nulls in the fundamental emission that might be ≥ 6 dB.</p>

4.1. EUT Operation

Operating Environment:	
Test mode:	<ul style="list-style-type: none"> 1: 802.11b mode: Keep the EUT in 802.11b transmitting mode. 2: 802.11g mode: Keep the EUT in 802.11g transmitting mode. 3: 802.11n(HT20) mode: Keep the EUT in 802.11n(HT20) transmitting mode.

4.2. Test Setup



4.3. Test Data

Temperature:	26.2 °C	Humidity:	44 %	Atmospheric Pressure:	101 kPa
--------------	---------	-----------	------	-----------------------	---------

Please Refer to Appendix for Details.

Shenzhen Anbotek Compliance Laboratory Limited

Address: 1/F., Building D, Sogood Science and Technology Park, Sanwei Community, Hangcheng Street, Bao'an District, Shenzhen, Guangdong, China.
Tel: (86)0755-26066440 Fax: (86)0755-26014772 Email: service@anbotek.com



Hotline
400-003-0500
www.anbotek.com.cn



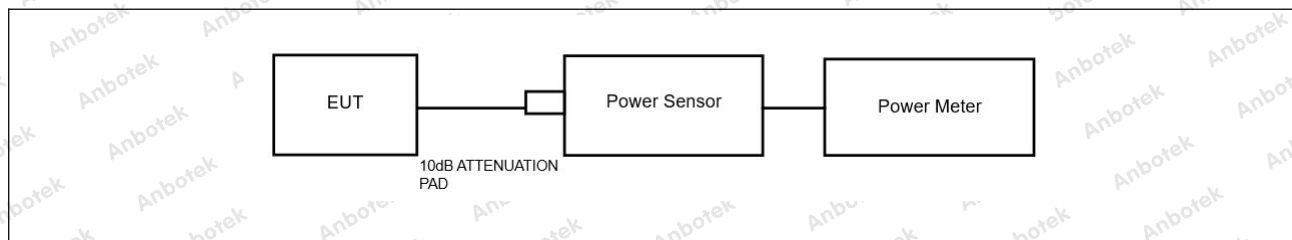
5. Maximum Conducted Output Power

Test Requirement:	47 CFR 15.247(b)(3)
Test Limit:	Refer to 47 CFR 15.247(b)(3), For systems using digital modulation in the 902-928 MHz, 2400-2483.5 MHz, and 5725-5850 MHz bands: 1 Watt. As an alternative to a peak power measurement, compliance with the one Watt limit can be based on a measurement of the maximum conducted output power. Maximum Conducted Output Power is defined as the total transmit power delivered to all antennas and antenna elements averaged across all symbols in the signaling alphabet when the transmitter is operating at its maximum power control level. Power must be summed across all antennas and antenna elements. The average must not include any time intervals during which the transmitter is off or is transmitting at a reduced power level. If multiple modes of operation are possible (e.g., alternative modulation methods), the maximum conducted output power is the highest total transmit power occurring in any mode.
Test Method:	ANSI C63.10-2020 section 11.9.1 KDB 558074 D01 15.247 Meas Guidance v05r02
Procedure:	ANSI C63.10-2020, section 11.9.1 Maximum peak conducted output power

5.1. EUT Operation

Operating Environment:	
Test mode:	1: 802.11b mode: Keep the EUT in 802.11b transmitting mode. 2: 802.11g mode: Keep the EUT in 802.11g transmitting mode. 3: 802.11n(HT20) mode: Keep the EUT in 802.11n(HT20) transmitting mode.

5.2. Test Setup



5.3. Test Data

Temperature:	26.2 °C	Humidity:	44 %	Atmospheric Pressure:	101 kPa
--------------	---------	-----------	------	-----------------------	---------

Please Refer to Appendix for Details.



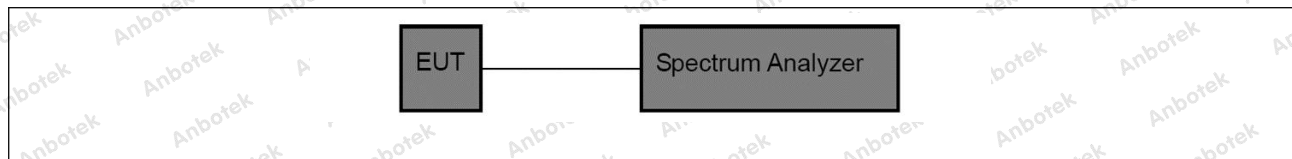
6. Power Spectral Density

Test Requirement:	47 CFR 15.247(e)
Test Limit:	Refer to 47 CFR 15.247(e), For digitally modulated systems, the power spectral density conducted from the intentional radiator to the antenna shall not be greater than 8 dBm in any 3 kHz band during any time interval of continuous transmission. This power spectral density shall be determined in accordance with the provisions of paragraph (b) of this section. The same method of determining the conducted output power shall be used to determine the power spectral density.
Test Method:	ANSI C63.10-2020, section 11.10 KDB 558074 D01 15.247 Meas Guidance v05r02
Procedure:	ANSI C63.10-2020, section 11.10, Maximum power spectral density level in the fundamental emission

6.1. EUT Operation

Operating Environment:	
Test mode:	1: 802.11b mode: Keep the EUT in 802.11b transmitting mode. 2: 802.11g mode: Keep the EUT in 802.11g transmitting mode. 3: 802.11n(HT20) mode: Keep the EUT in 802.11n(HT20) transmitting mode.

6.2. Test Setup



6.3. Test Data

Temperature:	26.2 °C	Humidity:	44 %	Atmospheric Pressure:	101 kPa
--------------	---------	-----------	------	-----------------------	---------

Please Refer to Appendix for Details.



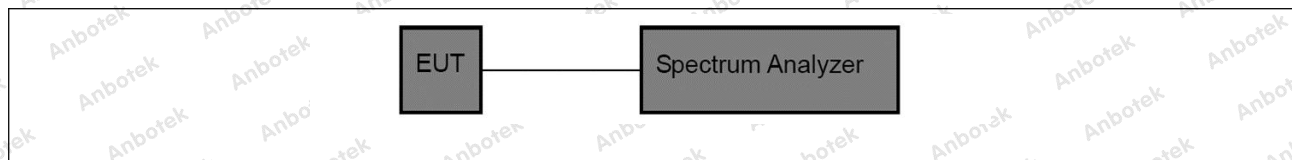
7. Emissions in non-restricted frequency bands

Test Requirement:	47 CFR 15.247(d), 15.209, 15.205
Test Limit:	Refer to 47 CFR 15.247(d), In any 100 kHz bandwidth outside the frequency band in which the spread spectrum or digitally modulated intentional radiator is operating, the radio frequency power that is produced by the intentional radiator shall be at least 20 dB below that in the 100 kHz bandwidth within the band that contains the highest level of the desired power, based on either an RF conducted or a radiated measurement, provided the transmitter demonstrates compliance with the peak conducted power limits. If the transmitter complies with the conducted power limits based on the use of RMS averaging over a time interval, as permitted under paragraph (b)(3) of this section, the attenuation required under this paragraph shall be 30 dB instead of 20 dB. Attenuation below the general limits specified in § 15.209(a) is not required.
Test Method:	ANSI C63.10-2020 section 11.11 KDB 558074 D01 15.247 Meas Guidance v05r02
Procedure:	ANSI C63.10-2020 Section 11.11.1, Section 11.11.2, Section 11.11.3

7.1. EUT Operation

Operating Environment:	
Test mode:	1: 802.11b mode: Keep the EUT in 802.11b transmitting mode. 2: 802.11g mode: Keep the EUT in 802.11g transmitting mode. 3: 802.11n(HT20) mode: Keep the EUT in 802.11n(HT20) transmitting mode.

7.2. Test Setup



7.3. Test Data

Temperature:	26.2 °C	Humidity:	44 %	Atmospheric Pressure:	101 kPa
--------------	---------	-----------	------	-----------------------	---------

Please Refer to Appendix for Details.



8. Band edge emissions (Radiated)

Test Requirement:	Refer to 47 CFR 15.247(d), In addition, radiated emissions which fall in the restricted bands, as defined in § 15.205(a), must also comply with the radiated emission limits specified in § 15.209(a)(see § 15.205(c)).`		
Test Limit:	Frequency (MHz)	Field strength (microvolts/meter)	Measurement distance (meters)
	0.009-0.490	2400/F(kHz)	300
	0.490-1.705	24000/F(kHz)	30
	1.705-30.0	30	30
	30-88	100 **	3
	88-216	150 **	3
	216-960	200 **	3
	Above 960	500	3
Test Method:	ANSI C63.10-2020 section 6.10 KDB 558074 D01 15.247 Meas Guidance v05r02		
Procedure:	ANSI C63.10-2020 section 6.10.5.2		

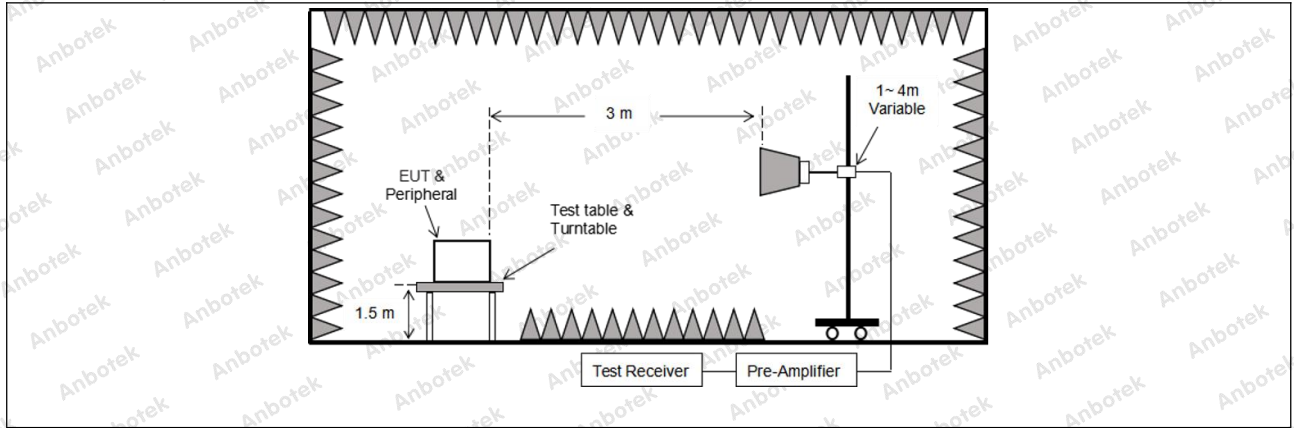
** Except as provided in paragraph (g), fundamental emissions from intentional radiators operating under this section shall not be located in the frequency bands 54-72 MHz, 76-88 MHz, 174-216 MHz or 470-806 MHz. However, operation within these frequency bands is permitted under other sections of this part, e.g., §§ 15.231 and 15.241. In the emission table above, the tighter limit applies at the band edges. The emission limits shown in the above table are based on measurements employing a CISPR quasi-peak detector except for the frequency bands 9–90 kHz, 110–490 kHz and above 1000 MHz. Radiated emission limits in these three bands are based on measurements employing an average detector.

8.1. EUT Operation

Operating Environment:	
Test mode:	1: 802.11b mode: Keep the EUT in 802.11b transmitting mode. 2: 802.11g mode: Keep the EUT in 802.11g transmitting mode. 3: 802.11n(HT20) mode: Keep the EUT in 802.11n(HT20) transmitting mode.



8.2. Test Setup



8.3. Test Data

Temperature:	26.2 °C	Humidity:	44 %	Atmospheric Pressure:	101 kPa
--------------	---------	-----------	------	-----------------------	---------

TM1 / CH: L						
Peak value:						
Frequency (MHz)	Reading (dBUV)	Factor (dB/m)	Result (dBUV/m)	Limit Line (dBUV/m)	Over Limit (dB)	Polarization
2310.00	38.45	9.58	48.03	74.00	-25.97	Horizontal
2390.00	40.74	9.73	50.47	74.00	-23.53	Horizontal
2310.00	39.78	9.58	49.36	74.00	-24.64	Vertical
2390.00	46.38	9.73	56.11	74.00	-17.89	Vertical
Average value:						
Frequency (MHz)	Reading (dBUV)	Factor (dB/m)	Result (dBUV/m)	Limit Line (dBUV/m)	Over Limit (dB)	Polarization
2310.00	29.09	9.58	38.67	54.00	-15.33	Horizontal
2390.00	36.31	9.73	46.04	54.00	-7.96	Horizontal
2310.00	30.29	9.58	39.87	54.00	-14.13	Vertical
2390.00	38.66	9.73	48.39	54.00	-5.61	Vertical

TM1 / CH: H						
Peak value:						
Frequency (MHz)	Reading (dBUV)	Factor (dB/m)	Result (dBUV/m)	Limit Line (dBUV/m)	Over Limit (dB)	Polarization
2483.50	46.43	9.91	56.34	74.00	-17.66	Horizontal
2500.00	40.56	9.94	50.50	74.00	-23.50	Horizontal
2483.50	46.79	9.91	56.70	74.00	-17.30	Vertical
2500.00	40.23	9.94	50.17	74.00	-23.83	Vertical
Average value:						
Frequency (MHz)	Reading (dBUV)	Factor (dB/m)	Result (dBUV/m)	Limit Line (dBUV/m)	Over Limit (dB)	Polarization
2483.50	37.72	9.91	47.63	54.00	-6.37	Horizontal
2500.00	29.60	9.94	39.54	54.00	-14.46	Horizontal
2483.50	39.36	9.91	49.27	54.00	-4.73	Vertical
2500.00	29.95	9.94	39.89	54.00	-14.11	Vertical

Remark: 1. Result=Reading + Factor

Shenzhen Anbotek Compliance Laboratory Limited

Address: 1/F., Building D, Sogood Science and Technology Park, Sanwei Community, Hangcheng Street, Bao'an District, Shenzhen, Guangdong, China.
 Tel: (86)0755-26066440 Fax: (86)0755-26014772 Email: service@anbotek.com

Hotline
 400-003-0500
 www.anbotek.com.cn



TM2 / CH: L						
Peak value:						
Frequency (MHz)	Reading (dBuV)	Factor (dB/m)	Result (dBuV/m)	Limit Line (dBuV/m)	Over Limit (dB)	Polarization
2310.00	37.16	9.58	46.74	74.00	-27.26	Horizontal
2390.00	40.93	9.73	50.66	74.00	-23.34	Horizontal
2310.00	39.40	9.58	48.98	74.00	-25.02	Vertical
2390.00	43.17	9.73	52.90	74.00	-21.10	Vertical
Average value:						
Frequency (MHz)	Reading (dBuV)	Factor (dB/m)	Result (dBuV/m)	Limit Line (dBuV/m)	Over Limit (dB)	Polarization
2310.00	29.66	9.58	39.24	54.00	-14.76	Horizontal
2390.00	36.12	9.73	45.85	54.00	-8.15	Horizontal
2310.00	30.48	9.58	40.06	54.00	-13.94	Vertical
2390.00	36.13	9.73	45.86	54.00	-8.14	Vertical

TM2 / CH: H						
Peak value:						
Frequency (MHz)	Reading (dBuV)	Factor (dB/m)	Result (dBuV/m)	Limit Line (dBuV/m)	Over Limit (dB)	Polarization
2483.50	46.45	9.91	56.36	74.00	-17.64	Horizontal
2500.00	40.56	9.94	50.50	74.00	-23.50	Horizontal
2483.50	46.58	9.91	56.49	74.00	-17.51	Vertical
2500.00	40.16	9.94	50.10	74.00	-23.90	Vertical
Average value:						
Frequency (MHz)	Reading (dBuV)	Factor (dB/m)	Result (dBuV/m)	Limit Line (dBuV/m)	Over Limit (dB)	Polarization
2483.50	35.89	9.91	45.80	54.00	-8.20	Horizontal
2500.00	28.70	9.94	38.64	54.00	-15.36	Horizontal
2483.50	38.31	9.91	48.22	54.00	-5.78	Vertical
2500.00	29.48	9.94	39.42	54.00	-14.58	Vertical

Remark: 1. Result=Reading + Factor

Shenzhen Anbotek Compliance Laboratory Limited

Address: 1/F., Building D, Sogood Science and Technology Park, Sanwei Community, Hangcheng Street, Bao'an District, Shenzhen, Guangdong, China.
 Tel: (86)0755-26066440 Fax: (86)0755-26014772 Email: service@anbotek.com

Hotline 400-003-0500
 www.anbotek.com.cn



TM3 / CH: L						
Peak value:						
Frequency (MHz)	Reading (dBuV)	Factor (dB/m)	Result (dBuV/m)	Limit Line (dBuV/m)	Over Limit (dB)	Polarization
2310.00	35.16	9.58	44.74	74.00	-29.26	Horizontal
2390.00	38.93	9.73	48.66	74.00	-25.34	Horizontal
2310.00	38.40	9.58	47.98	74.00	-26.02	Vertical
2390.00	41.17	9.73	50.90	74.00	-23.10	Vertical
Average value:						
Frequency (MHz)	Reading (dBuV)	Factor (dB/m)	Result (dBuV/m)	Limit Line (dBuV/m)	Over Limit (dB)	Polarization
2310.00	28.34	9.58	37.92	54.00	-16.08	Horizontal
2390.00	33.72	9.73	43.45	54.00	-10.55	Horizontal
2310.00	28.09	9.58	37.67	54.00	-16.33	Vertical
2390.00	34.13	9.73	43.86	54.00	-10.14	Vertical

TM3 / CH: H						
Peak value:						
Frequency (MHz)	Reading (dBuV)	Factor (dB/m)	Result (dBuV/m)	Limit Line (dBuV/m)	Over Limit (dB)	Polarization
2483.50	44.20	9.91	54.11	74.00	-19.89	Horizontal
2500.00	38.56	9.94	48.50	74.00	-25.50	Horizontal
2483.50	45.79	9.91	55.70	74.00	-18.30	Vertical
2500.00	40.23	9.94	50.17	74.00	-23.83	Vertical
Average value:						
Frequency (MHz)	Reading (dBuV)	Factor (dB/m)	Result (dBuV/m)	Limit Line (dBuV/m)	Over Limit (dB)	Polarization
2483.50	33.87	9.91	43.78	54.00	-10.22	Horizontal
2500.00	28.85	9.94	38.79	54.00	-15.21	Horizontal
2483.50	35.13	9.91	45.04	54.00	-8.96	Vertical
2500.00	29.62	9.94	39.56	54.00	-14.44	Vertical

Remark: 1. Result=Reading + Factor



9. Emissions in frequency bands (below 1GHz)

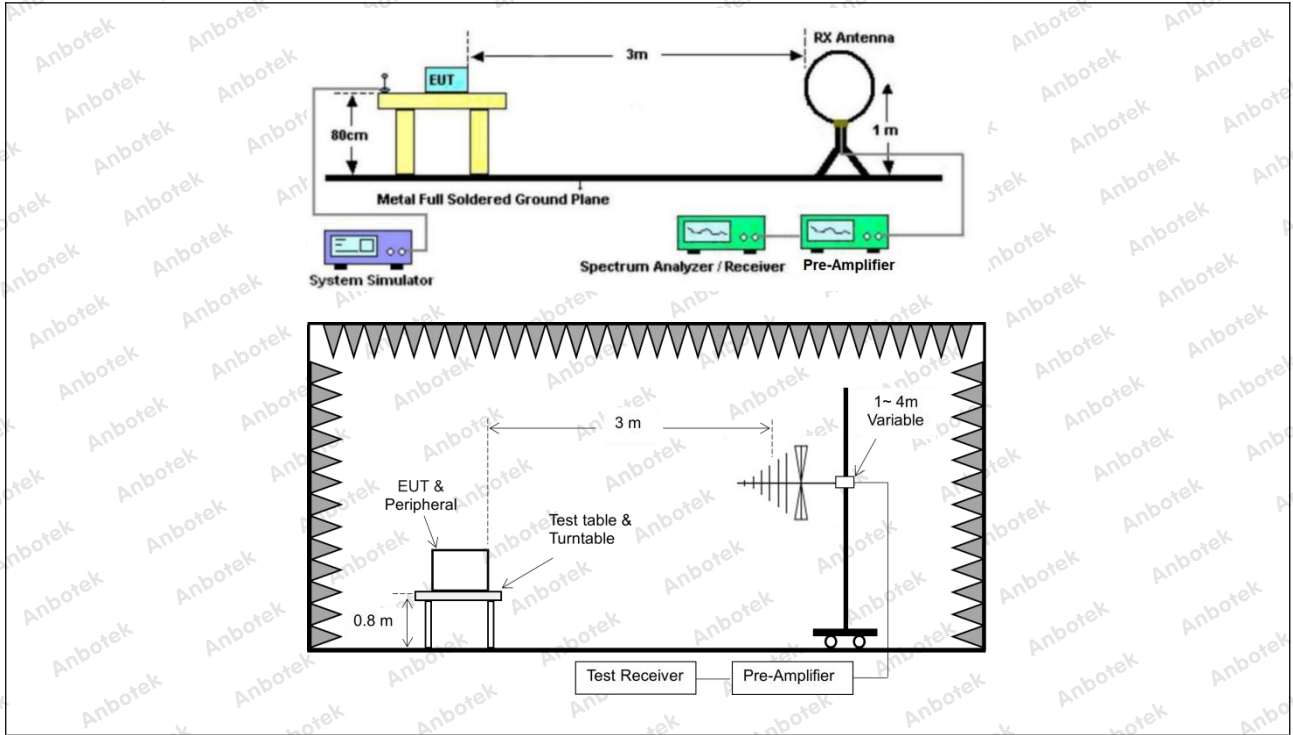
Test Requirement:	Refer to 47 CFR 15.247(d), In addition, radiated emissions which fall in the restricted bands, as defined in § 15.205(a), must also comply with the radiated emission limits specified in § 15.209(a)(see § 15.205(c)).`		
Test Limit:	Frequency (MHz)	Field strength (microvolts/meter)	Measurement distance (meters)
	0.009-0.490	2400/F(kHz)	300
	0.490-1.705	24000/F(kHz)	30
	1.705-30.0	30	30
	30-88	100 **	3
	88-216	150 **	3
	216-960	200 **	3
	Above 960	500	3
Test Method:	<p>** Except as provided in paragraph (g), fundamental emissions from intentional radiators operating under this section shall not be located in the frequency bands 54-72 MHz, 76-88 MHz, 174-216 MHz or 470-806 MHz. However, operation within these frequency bands is permitted under other sections of this part, e.g., §§ 15.231 and 15.241.</p> <p>In the emission table above, the tighter limit applies at the band edges. The emission limits shown in the above table are based on measurements employing a CISPR quasi-peak detector except for the frequency bands 9–90 kHz, 110–490 kHz and above 1000 MHz. Radiated emission limits in these three bands are based on measurements employing an average detector.</p>		
Procedure:	ANSI C63.10-2020 section 6.6.4		

9.1. EUT Operation

Operating Environment:	
Test mode:	<p>1: 802.11b mode: Keep the EUT in 802.11b transmitting mode.</p> <p>2: 802.11g mode: Keep the EUT in 802.11g transmitting mode.</p> <p>3: 802.11n(HT20) mode: Keep the EUT in 802.11n(HT20) transmitting mode.</p>



9.2. Test Setup



9.3. Test Data

The test results of 9kHz-30MHz was attenuated more than 20dB below the permissible limits, so the results don't record in the report.

Temperature:	20.1 °C	Humidity:	49 %	Atmospheric Pressure:	101 kPa
Test Model:	H61D2				

TM2 / Polarization: Horizontal / Band: 2400-2483.5 MHz / BW: 20 / CH: H

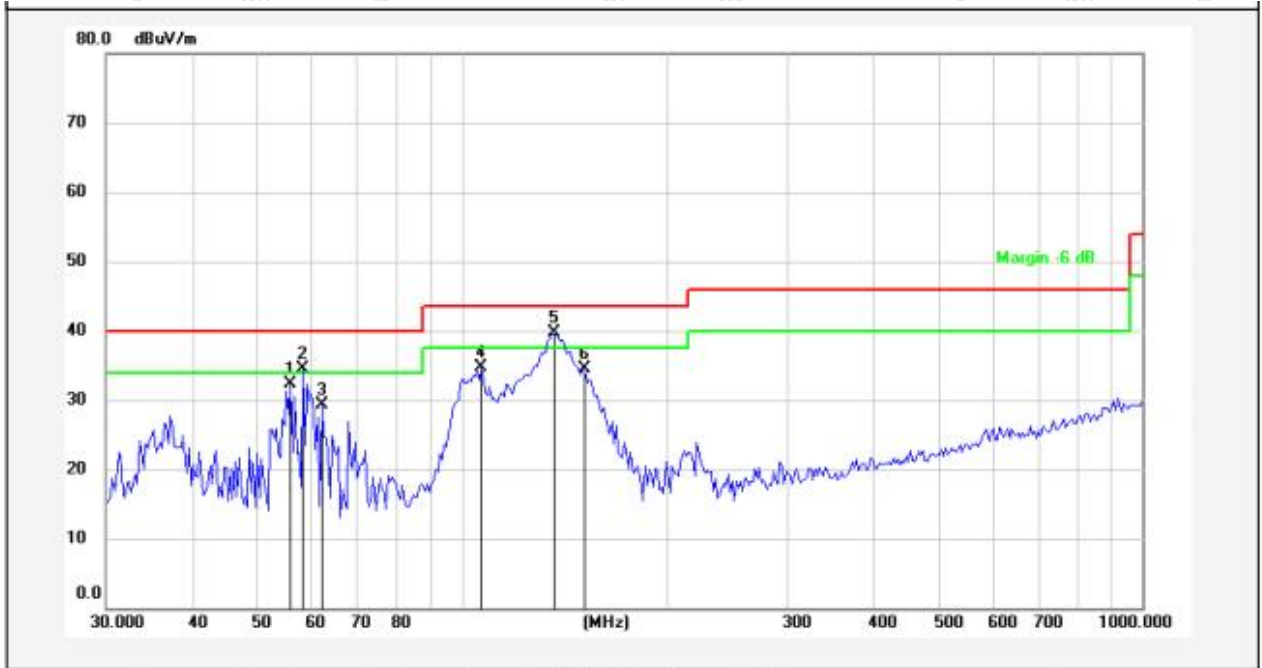


No.	Freq. (MHz)	Reading (dBuV)	Factor ()	Result (dBuV/m)	Limit (dBuV/m)	Over Limit (dB)	Detector	Height (cm)	degree (deg)	Remark
1	56.0007	48.25	-17.49	30.76	40.00	-9.24	QP			
2	58.4074	51.17	-17.61	33.56	40.00	-6.44	QP			
3	62.2128	50.07	-18.58	31.49	40.00	-8.51	QP			
4	64.4331	48.55	-19.45	29.10	40.00	-10.90	QP			
5	111.3468	55.30	-18.43	36.87	43.50	-6.63	QP			
6	906.4824	45.12	-4.41	40.71	46.00	-5.29	QP			



Temperature:	20.1 °C	Humidity:	49 %	Atmospheric Pressure:	101 kPa
Test Model:	H61D2				

TM2 / Polarization: Vertical / Band: 2400-2483.5 MHz / BW: 20 / CH: H



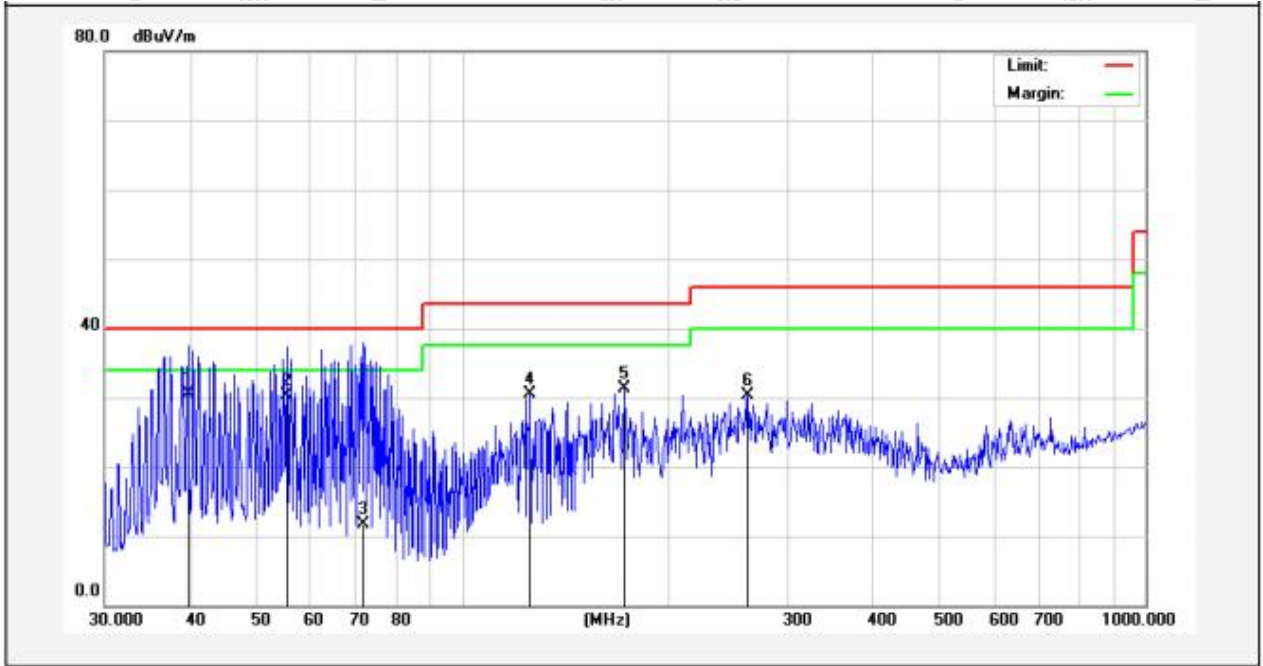
No.	Freq. (MHz)	Reading (dBuV)	Factor ()	Result (dBuV/m)	Limit (dBuV/m)	Over Limit (dB)	Detector	Height (cm)	degree (deg)	Remark
1	56.0007	49.84	-17.49	32.35	40.00	-7.65	QP			
2	58.4074	52.21	-17.61	34.60	40.00	-5.40	QP			
3	62.2128	47.81	-18.58	29.23	40.00	-10.77	QP			
4	106.7587	52.54	-17.83	34.71	43.50	-8.79	QP			
5	135.5062	60.85	-21.11	39.74	43.50	-3.76	QP			
6	150.5378	55.55	-21.08	34.47	43.50	-9.03	QP			

Note: Only record the worst data in the report.



Temperature:	20.1 °C	Humidity:	49 %	Atmospheric Pressure:	101 kPa
Test Model:	H61D3				

TM2 / Polarization: Horizontal / Band: 2400-2483.5 MHz / BW: 20 / CH: H



No.	Freq. (MHz)	Reading (dBuV)	Factor (dB/m)	Result (dBuV/m)	Limit (dBuV/m)	Over Limit (dB)	Detector	Height (cm)	degree (deg)	Remark
1	39.7146	46.67	-16.17	30.50	40.00	-9.50	QP			
2	55.4147	47.98	-17.62	30.36	40.00	-9.64	QP			
3	71.8320	33.95	-22.16	11.79	40.00	-28.21	QP			
4	125.8864	53.65	-23.10	30.55	43.50	-12.95	QP			
5	172.5988	54.88	-23.50	31.38	43.50	-12.12	QP			
6	261.9753	50.75	-20.46	30.29	46.00	-15.71	QP			

Shenzhen Anbotek Compliance Laboratory Limited

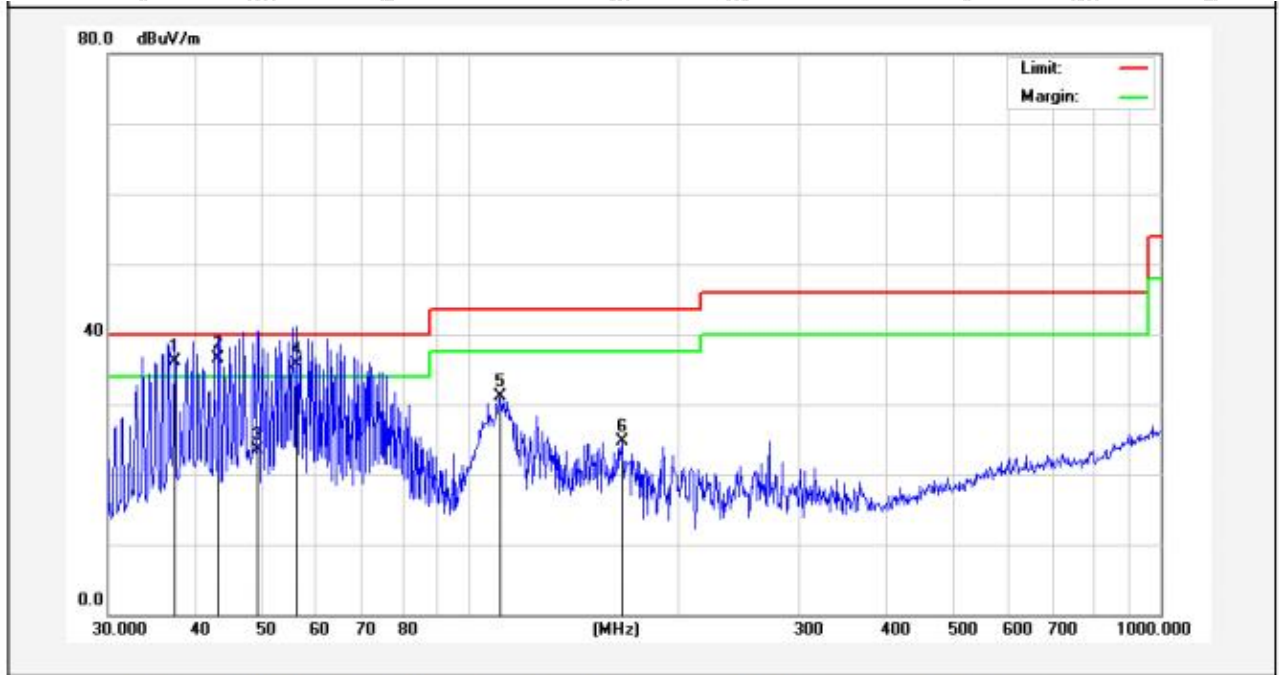
Address: 1/F., Building D, Sogood Science and Technology Park, Sanwei Community, Hangcheng Street, Bao'an District, Shenzhen, Guangdong, China.
 Tel: (86)0755-26066440 Fax: (86)0755-26014772 Email: service@anbotek.com

Hotline 400-003-0500
 www.anbotek.com.cn



Temperature:	20.1 °C	Humidity:	49 %	Atmospheric Pressure:	101 kPa
Test Model:	H61D3				

TM2 / Polarization: Vertical / Band: 2400-2483.5 MHz / BW: 20 / CH: H



No.	Freq. (MHz)	Reading (dBuV)	Factor (dB/m)	Result (dBuV/m)	Limit (dBuV/m)	Over Limit (dB)	Detector	Height (cm)	degree (deg)	Remark
1	37.4165	51.95	-15.90	36.05	40.00	-3.95	QP			
2	43.3534	51.38	-14.89	36.49	40.00	-3.51	QP			
3	49.3594	39.25	-15.68	23.57	40.00	-16.43	QP			
4	56.1974	53.40	-17.60	35.80	40.00	-4.20	QP			
5	110.9571	49.46	-18.35	31.11	43.50	-12.39	QP			
6	166.6514	46.05	-21.30	24.75	43.50	-18.75	QP			

Note: Only record the worst data in the report.

Shenzhen Anbotek Compliance Laboratory Limited

Address: 1/F., Building D, Sogood Science and Technology Park, Sanwei Community, Hangcheng Street, Bao'an District, Shenzhen, Guangdong, China.
 Tel: (86)0755-26066440 Fax: (86)0755-26014772 Email: service@anbotek.com

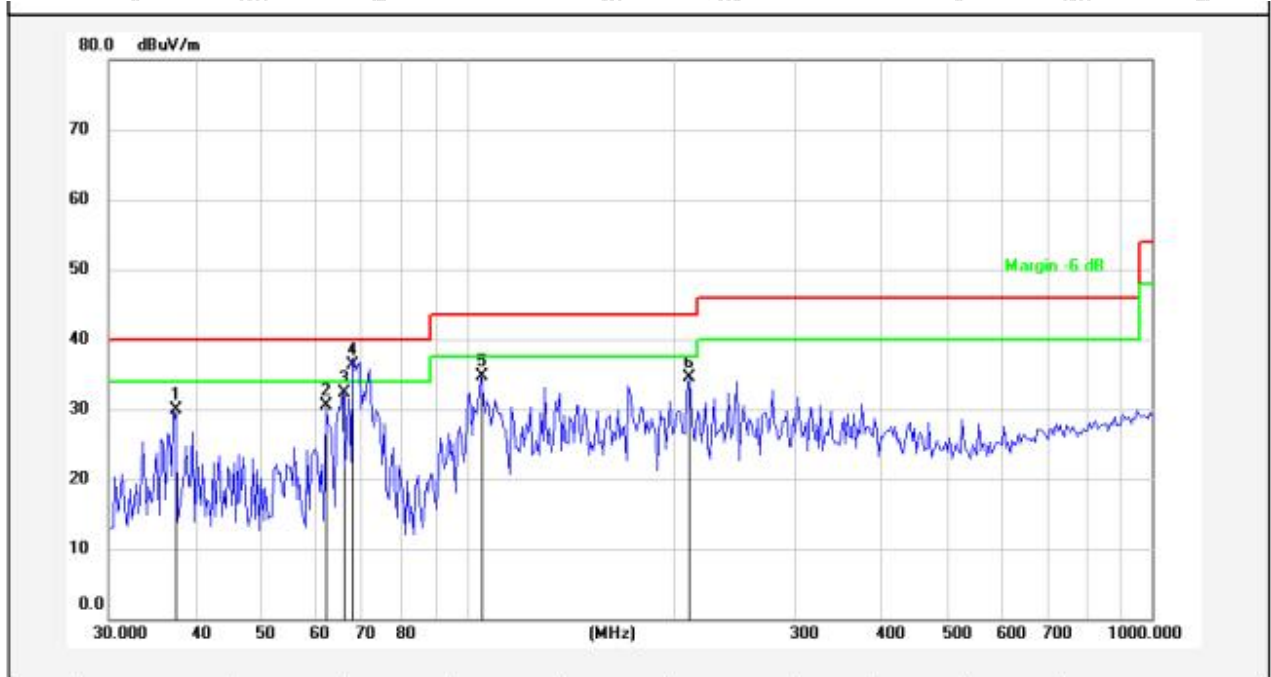


Hotline
 400-003-0500
 www.anbotek.com.cn



Temperature:	20.1 °C	Humidity:	49 %	Atmospheric Pressure:	101 kPa
Test Model:	H61D4				

TM2 / Polarization: Horizontal / Band: 2400-2483.5 MHz / BW: 20 / CH: H



No.	Freq. (MHz)	Reading (dBuV)	Factor ()	Result (dBuV/m)	Limit (dBuV/m)	Over Limit (dB)	Detector	Height (cm)	degree (deg)	Remark
1	37.2855	47.37	-17.49	29.88	40.00	-10.12	QP			
2	62.2128	49.09	-18.58	30.51	40.00	-9.49	QP			
3	65.8031	52.35	-19.99	32.36	40.00	-7.64	QP			
4	68.1514	57.31	-20.92	36.39	40.00	-3.61	QP			
5	104.5361	52.29	-17.54	34.75	43.50	-8.75	QP			
6	210.7860	52.24	-17.73	34.51	43.50	-8.99	QP			

Shenzhen Anbotek Compliance Laboratory Limited

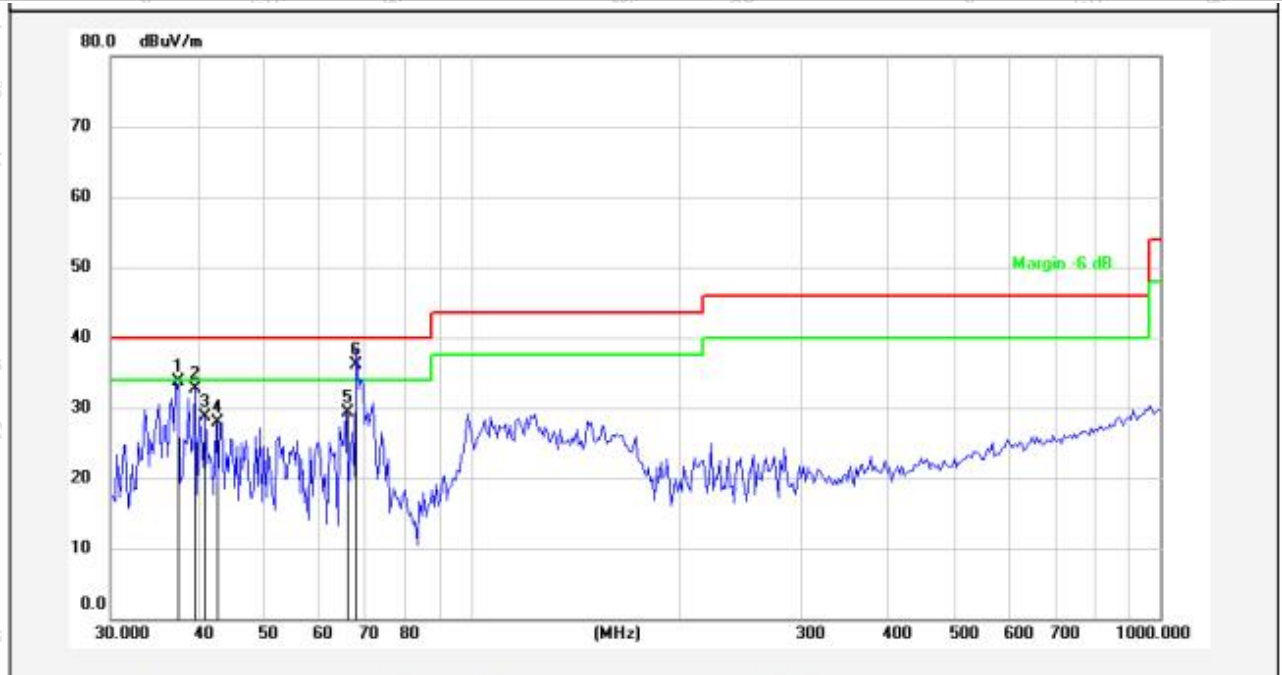
Address: 1/F., Building D, Sogood Science and Technology Park, Sanwei Community, Hangcheng Street, Bao'an District, Shenzhen, Guangdong, China.
 Tel: (86)0755-26066440 Fax: (86)0755-26014772 Email: service@anbotek.com

Hotline 400-003-0500
 www.anbotek.com.cn



Temperature:	20.1 °C	Humidity:	49 %	Atmospheric Pressure:	101 kPa
Test Model:	H61D4				

TM2 / Polarization: Vertical / Band: 2400-2483.5 MHz / BW: 20 / CH: H



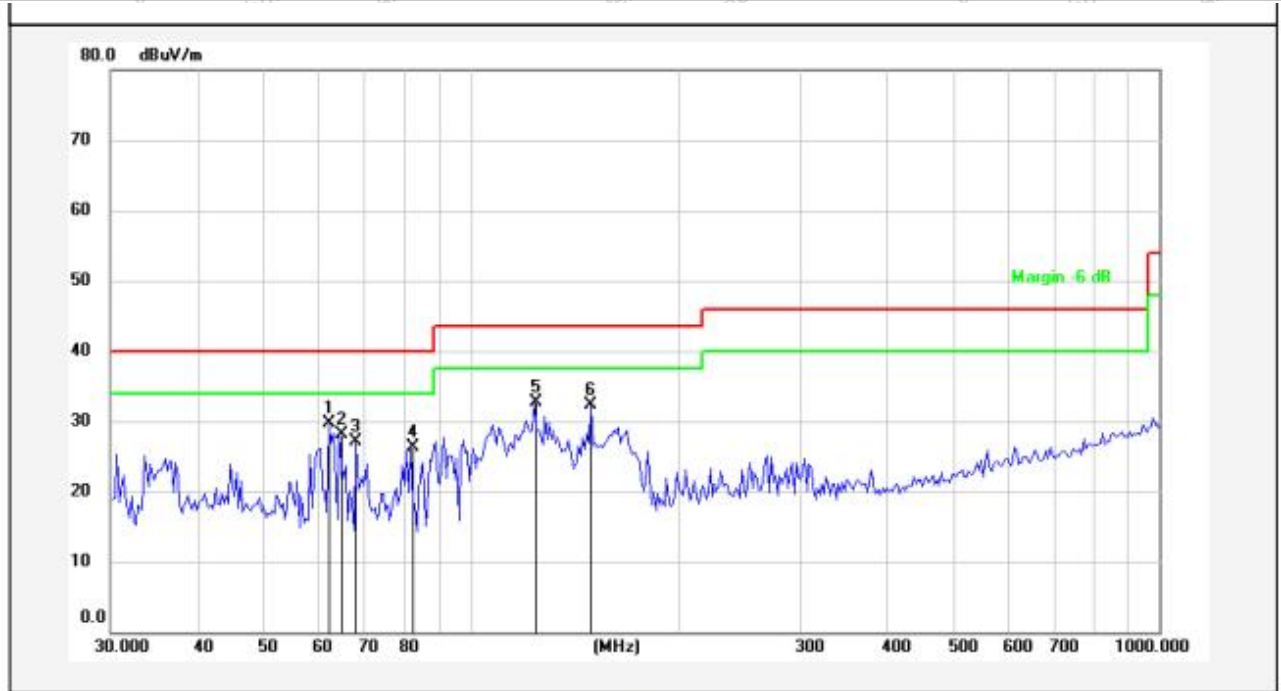
No.	Freq. (MHz)	Reading (dBuV)	Factor ()	Result (dBuV/m)	Limit (dBuV/m)	Over Limit (dB)	Detector	Height (cm)	degree (deg)	Remark
1	37.2855	51.29	-17.49	33.80	40.00	-6.20	QP			
2	39.7146	49.70	-16.92	32.78	40.00	-7.22	QP			
3	41.1320	45.64	-16.88	28.76	40.00	-11.24	QP			
4	42.6000	44.89	-16.94	27.95	40.00	-12.05	QP			
5	65.8031	49.33	-19.99	29.34	40.00	-10.66	QP			
6	68.1514	57.12	-20.92	36.20	40.00	-3.80	QP			

Note: Only record the worst data in the report.



Temperature:	20.1 °C	Humidity:	49 %	Atmospheric Pressure:	101 kPa
Test Model:	H61D5				

TM2 / Polarization: Horizontal / Band: 2400-2483.5 MHz / BW: 20 / CH: H



No.	Freq. (MHz)	Reading (dBuV)	Factor ()	Result (dBuV/m)	Limit (dBuV/m)	Over Limit (dB)	Detector	Height (cm)	degree (deg)	Remark
1	62.2128	48.28	-18.58	29.70	40.00	-10.30	peak			
2	64.4331	47.65	-19.45	28.20	40.00	-11.80	peak			
3	68.1514	48.12	-20.92	27.20	40.00	-12.80	peak			
4	81.7833	47.46	-21.09	26.37	40.00	-13.63	peak			
5	123.6985	52.67	-20.02	32.65	43.50	-10.85	peak			
6	149.4857	53.48	-21.13	32.35	43.50	-11.15	peak			

Shenzhen Anbotek Compliance Laboratory Limited

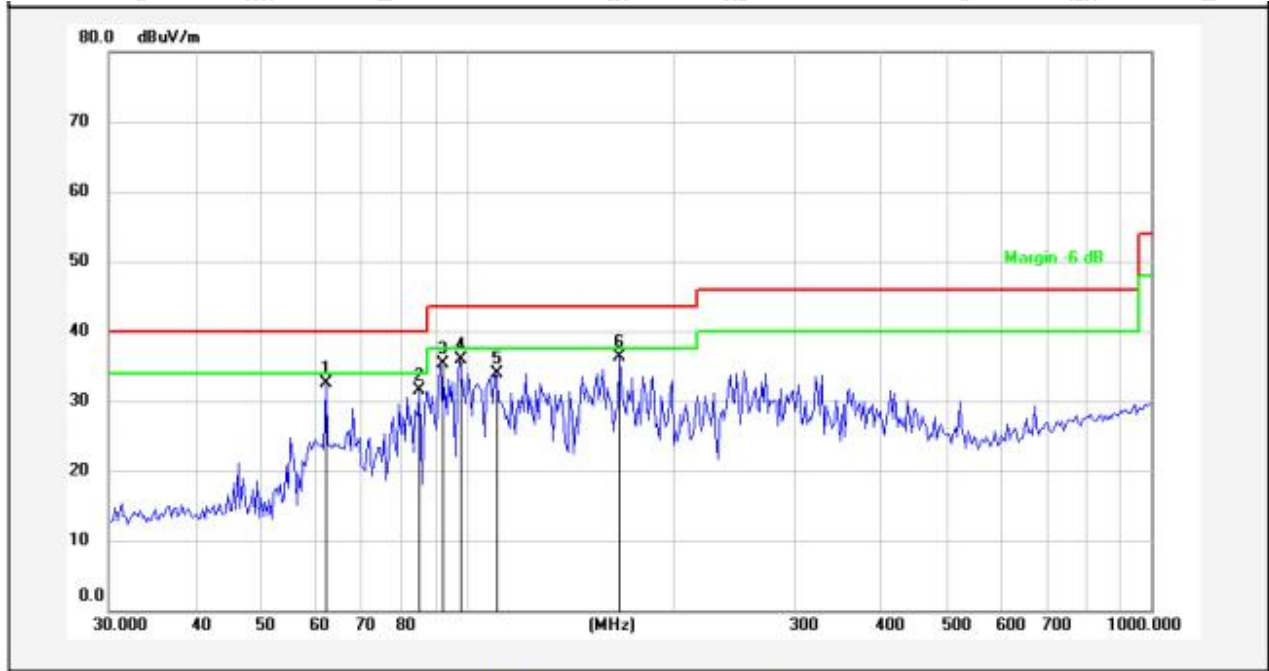
Address: 1/F., Building D, Sogood Science and Technology Park, Sanwei Community, Hangcheng Street, Bao'an District, Shenzhen, Guangdong, China.
 Tel: (86)0755-26066440 Fax: (86)0755-26014772 Email: service@anbotek.com

Hotline 400-003-0500
 www.anbotek.com.cn



Temperature:	20.1 °C	Humidity:	49 %	Atmospheric Pressure:	101 kPa
Test Model:	H61D5				

TM2 / Polarization: Vertical / Band: 2400-2483.5 MHz / BW: 20 / CH: H



No.	Freq. (MHz)	Reading (dBuV)	Factor ()	Result (dBuV/m)	Limit (dBuV/m)	Over Limit (dB)	Detector	Height (cm)	degree (deg)	Remark
1	62.2128	51.13	-18.58	32.55	40.00	-7.45	QP			
2	85.2980	51.47	-19.90	31.57	40.00	-8.43	QP			
3	91.4949	53.44	-18.12	35.32	43.50	-8.18	QP			
4	97.4560	53.11	-17.30	35.81	43.50	-7.69	QP			
5	109.7960	52.06	-18.22	33.84	43.50	-9.66	QP			
6	167.2368	56.45	-20.10	36.35	43.50	-7.15	QP			

Note: Only record the worst data in the report.



10. Emissions in frequency bands (above 1GHz)

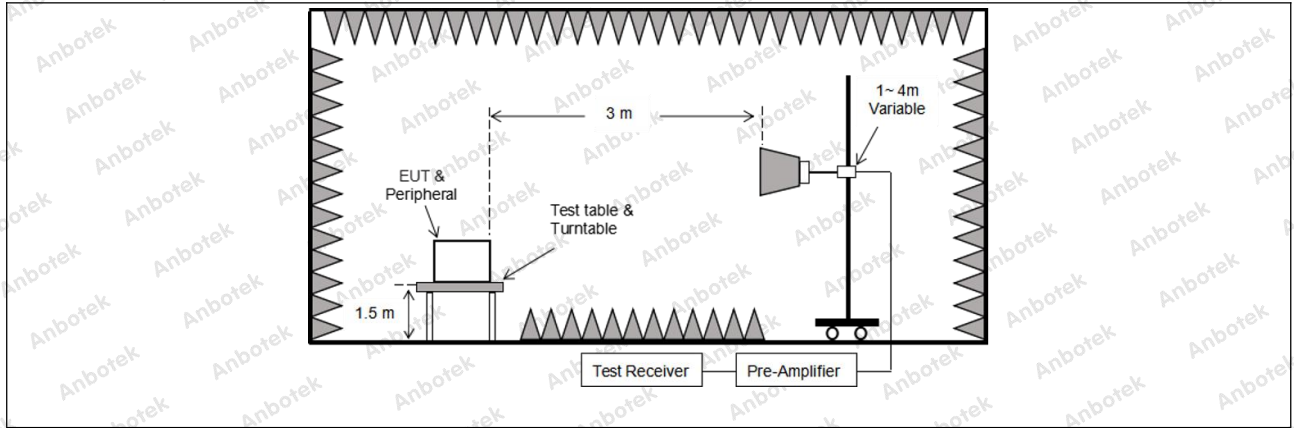
Test Requirement:	In addition, radiated emissions which fall in the restricted bands, as defined in § 15.205(a), must also comply with the radiated emission limits specified in § 15.209(a)(see § 15.205(c)).		
Test Limit:	Frequency (MHz)	Field strength (microvolts/meter)	Measurement distance (meters)
	0.009-0.490	2400/F(kHz)	300
	0.490-1.705	24000/F(kHz)	30
	1.705-30.0	30	30
	30-88	100 **	3
	88-216	150 **	3
	216-960	200 **	3
	Above 960	500	3
	** Except as provided in paragraph (g), fundamental emissions from intentional radiators operating under this section shall not be located in the frequency bands 54-72 MHz, 76-88 MHz, 174-216 MHz or 470-806 MHz. However, operation within these frequency bands is permitted under other sections of this part, e.g., §§ 15.231 and 15.241. In the emission table above, the tighter limit applies at the band edges. The emission limits shown in the above table are based on measurements employing a CISPR quasi-peak detector except for the frequency bands 9–90 kHz, 110–490 kHz and above 1000 MHz. Radiated emission limits in these three bands are based on measurements employing an average detector.		
Test Method:	ANSI C63.10-2020 section 6.6.4 KDB 558074 D01 15.247 Meas Guidance v05r02		
Procedure:	ANSI C63.10-2020 section 6.6.4		

10.1. EUT Operation

Operating Environment:	
Test mode:	<p>1: 802.11b mode: Keep the EUT in 802.11b transmitting mode.</p> <p>2: 802.11g mode: Keep the EUT in 802.11g transmitting mode.</p> <p>3: 802.11n(HT20) mode: Keep the EUT in 802.11n(HT20) transmitting mode.</p>



10.2. Test Setup



Shenzhen Anbotek Compliance Laboratory Limited

Address: 1/F., Building D, Sogood Science and Technology Park, Sanwei Community, Hangcheng Street, Bao'an District, Shenzhen, Guangdong, China.
Tel: (86)0755-26066440 Fax: (86)0755-26014772 Email: service@anbotek.com



Hotline
400-003-0500
www.anbotek.com.cn



10.3. Test Data

Temperature:	26.2 °C	Humidity:	44 %	Atmospheric Pressure:	101 kPa
--------------	---------	-----------	------	-----------------------	---------

TM2 / CH: L						
Peak value:						
Frequency (MHz)	Reading (dBuV)	Factor (dB/m)	Result (dBuV/m)	Limit (dBuV/m)	Over Limit (dB)	polarization
4824.00	28.20	15.31	43.51	74.00	-30.49	Vertical
7236.00	29.76	18.06	47.82	74.00	-26.18	Vertical
9648.00	29.64	23.77	53.41	74.00	-20.59	Vertical
12060.00	*			74.00		Vertical
14472.00	*			74.00		Vertical
4824.00	27.65	15.31	42.96	74.00	-31.04	Horizontal
7236.00	29.94	18.06	48.00	74.00	-26.00	Horizontal
9648.00	28.09	23.77	51.86	74.00	-22.14	Horizontal
12060.00	*			74.00		Horizontal
14472.00	*			74.00		Horizontal
Average value:						
Frequency (MHz)	Reading (dBuV)	Factor (dB/m)	Result (dBuV/m)	Limit (dBuV/m)	Over Limit (dB)	polarization
4824.00	20.22	15.31	35.53	54.00	-18.47	Vertical
7236.00	21.54	18.06	39.60	54.00	-14.40	Vertical
9648.00	21.54	23.77	45.31	54.00	-8.69	Vertical
12060.00	*			54.00		Vertical
14472.00	*			54.00		Vertical
4824.00	20.16	15.31	35.47	54.00	-18.53	Horizontal
7236.00	22.51	18.06	40.57	54.00	-13.43	Horizontal
9648.00	19.83	23.77	43.60	54.00	-10.40	Horizontal
12060.00	*			54.00		Horizontal
14472.00	*			54.00		Horizontal

Shenzhen Anbotek Compliance Laboratory Limited

Address: 1/F., Building D, Sogood Science and Technology Park, Sanwei Community, Hangcheng Street, Bao'an District, Shenzhen, Guangdong, China.
 Tel: (86)0755-26066440 Fax: (86)0755-26014772 Email: service@anbotek.com

Hotline
 400-003-0500
www.anbotek.com.cn



TM2 / CH: M						
Peak value:						
Frequency (MHz)	Reading (dBuV)	Factor (dB/m)	Result (dBuV/m)	Limit (dBuV/m)	Over Limit (dB)	polarization
4874.00	28.15	15.41	43.56	74.00	-30.44	Vertical
7311.00	28.11	18.01	46.12	74.00	-27.88	Vertical
9748.00	29.58	23.79	53.37	74.00	-20.63	Vertical
12185.00	*			74.00		Vertical
14622.00	*			74.00		Vertical
4874.00	27.45	15.41	42.86	74.00	-31.14	Horizontal
7311.00	28.86	18.01	46.87	74.00	-27.13	Horizontal
9748.00	28.39	23.79	52.18	74.00	-21.82	Horizontal
12185.00	*			74.00		Horizontal
14622.00	*			74.00		Horizontal
Average value:						
Frequency (MHz)	Reading (dBuV)	Factor (dB/m)	Result (dBuV/m)	Limit (dBuV/m)	Over Limit (dB)	polarization
4874.00	18.97	15.41	34.38	54.00	-19.62	Vertical
7311.00	19.01	18.01	37.02	54.00	-16.98	Vertical
9748.00	19.83	23.79	43.62	54.00	-10.38	Vertical
12185.00	*			54.00		Vertical
14622.00	*			54.00		Vertical
4874.00	18.55	15.41	33.96	54.00	-20.04	Horizontal
7311.00	18.94	18.01	36.95	54.00	-17.05	Horizontal
9748.00	19.10	23.79	42.89	54.00	-11.11	Horizontal
12185.00	*			54.00		Horizontal
14622.00	*			54.00		Horizontal

Shenzhen Anbotek Compliance Laboratory Limited

Address: 1/F., Building D, Sogood Science and Technology Park, Sanwei Community, Hangcheng Street, Bao'an District, Shenzhen, Guangdong, China.
 Tel: (86)0755-26066440 Fax: (86)0755-26014772 Email: service@anbotek.com

Hotline 400-003-0500
 www.anbotek.com.cn



TM2 / CH: H						
Peak value:						
Frequency (MHz)	Reading (dBuV)	Factor (dB/m)	Result (dBuV/m)	Limit (dBuV/m)	Over Limit (dB)	polarization
4924.00	28.01	15.51	43.52	74.00	-30.48	Vertical
7386.00	28.05	17.97	46.02	74.00	-27.98	Vertical
9848.00	29.02	23.82	52.84	74.00	-21.16	Vertical
12310.00	*			74.00		Vertical
14772.00	*			74.00		Vertical
4924.00	28.11	15.51	43.62	74.00	-30.38	Horizontal
7386.00	29.21	17.97	47.18	74.00	-26.82	Horizontal
9848.00	28.89	23.82	52.71	74.00	-21.29	Horizontal
12310.00	*			74.00		Horizontal
14772.00	*			74.00		Horizontal
Average value:						
Frequency (MHz)	Reading (dBuV)	Factor (dB/m)	Result (dBuV/m)	Limit (dBuV/m)	Over Limit (dB)	polarization
4924.00	18.80	15.51	34.31	54.00	-19.69	Vertical
7386.00	18.45	17.97	36.42	54.00	-17.58	Vertical
9848.00	20.27	23.82	44.09	54.00	-9.91	Vertical
12310.00	*			54.00		Vertical
14772.00	*			54.00		Vertical
4924.00	18.36	15.51	33.87	54.00	-20.13	Horizontal
7386.00	19.32	17.97	37.29	54.00	-16.71	Horizontal
9848.00	19.33	23.82	43.15	54.00	-10.85	Horizontal
12310.00	*			54.00		Horizontal
14772.00	*			54.00		Horizontal

Remark:

1. Result = Reading + Factor
2. "*" means the test results were attenuated more than 20dB below the permissible limits, so the results don't record in the report.
3. Only the worst case is recorded in the report.

Shenzhen Anbotek Compliance Laboratory Limited

Address: 1/F., Building D, Sogood Science and Technology Park, Sanwei Community, Hangcheng Street, Bao'an District, Shenzhen, Guangdong, China.
 Tel: (86)0755-26066440 Fax: (86)0755-26014772 Email: service@anbotek.com

Hotline
 400-003-0500
 www.anbotek.com.cn



APPENDIX I -- TEST SETUP PHOTOGRAPH

Please refer to separated files Appendix I -- Test Setup Photograph_RF

APPENDIX II -- EXTERNAL PHOTOGRAPH

Please refer to separated files Appendix II -- External Photograph

APPENDIX III -- INTERNAL PHOTOGRAPH

Please refer to separated files Appendix III -- Internal Photograph

----- End of Report -----

Shenzhen Anbotek Compliance Laboratory Limited

Address: 1/F., Building D, Sogood Science and Technology Park, Sanwei Community,
Hangcheng Street, Bao'an District, Shenzhen, Guangdong, China.
Tel: (86)0755-26066440 Fax: (86)0755-26014772 Email: service@anbotek.com



Hotline
400-003-0500
www.anbotek.com.cn

