

Antenna test report

Test Laboratory	Dongguan Yijia Electronic Co., LTD
Address	No. 59 Muyu Road, Shatou Community, Chang 'an Town, Dongguan City, Guangdong Province
Contact:	Mr. Gan 13823198410
Model	H606A


1. Test procedures

Name	Parameter	Method	Standard No.
Mobile communication antenna	VSWR	Generic specification for antennas used in the mobile communications	GB/T 9410-2008
	Antenna Gain		
	Radiation pattern		
Antenna	Radiation efficiency	IEEE Standard Test Procedures for Antennas	ANSI/IEEE Std 149-1979

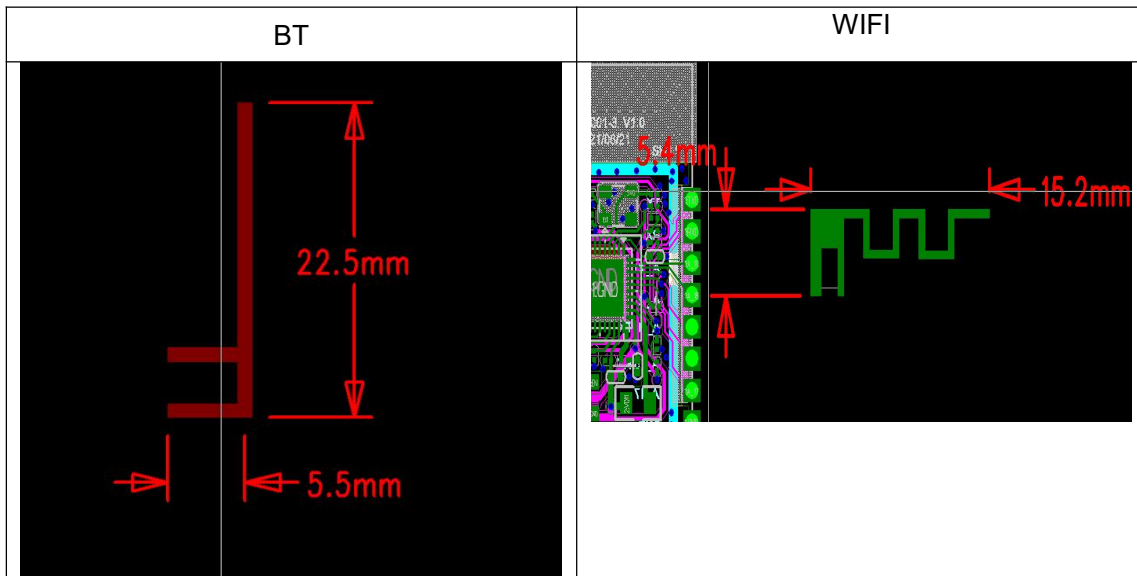
2. Test Equipment

Equipment	Model No.	Serial No.	Manufacture	Calibration Date	Next calibration Date
24 probe Microwave chamber	MPS2450 Multi-probe OTA measurement systems 5*5*5	YJ-PB-F01	XH-IOE	2022.09.01	2023.09.01
Network Analyzer	ZVB8	YJ-RD-15	ROHDE&SCHWARS	2022.08.25	2023.08.25
Wideband radio Communication tester	CMW500	YJ-RD-16	ROHDE&SCHWARS	2022.08.25	2023.08.25

3. DUT Setup Photo



4. Bluetooth & Wi-Fi Antenna Physical Size

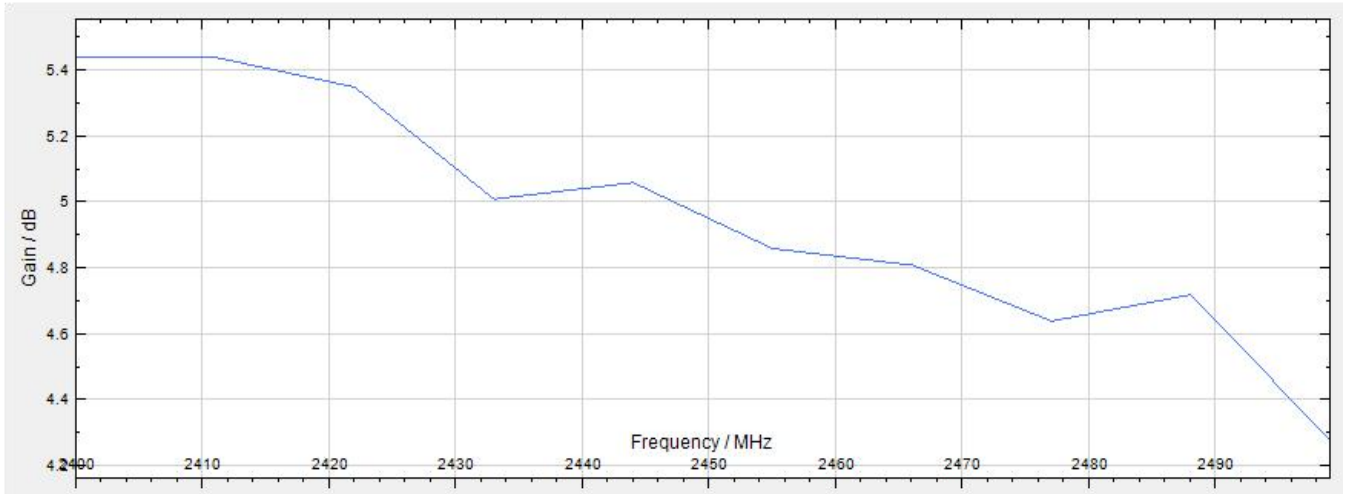


5. Bluetooth & Wi-Fi Antenna Type & Gain

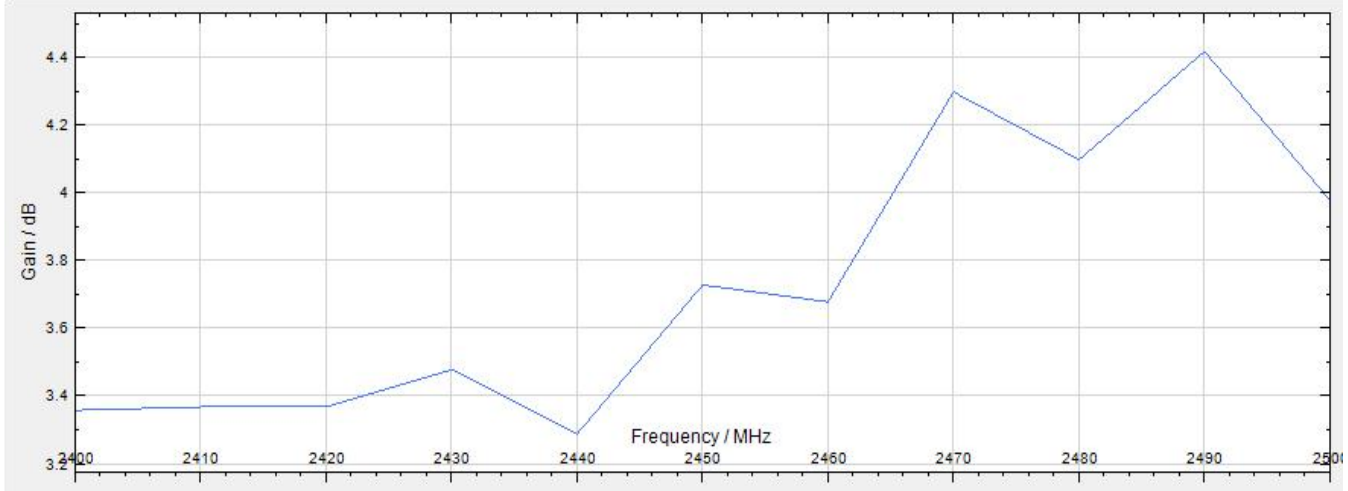
Type: PCB Antenna

Frequency / MHz	BT Gain/dB	WIFI Gain/dB
2400	5.44	3.36
2410	5.44	3.37
2420	5.35	3.37
2430	5.01	3.48
2440	5.06	3.29
2450	4.86	3.73
2460	4.81	3.68
2470	4.64	4.3
2480	4.72	4.1
2490	4.28	4.42
2500	5.44	3.98

BT

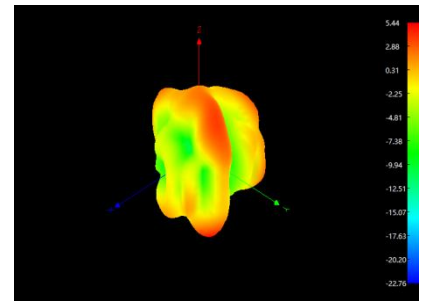
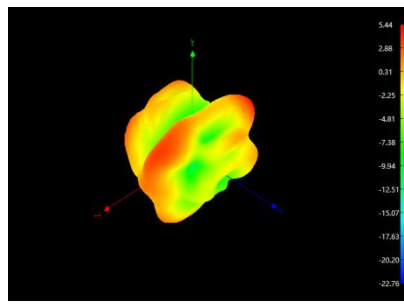
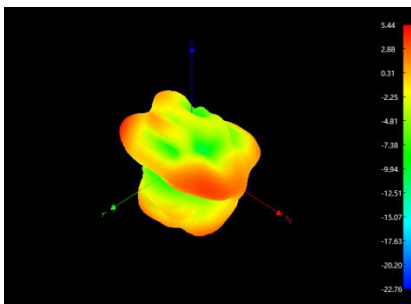


WIFI

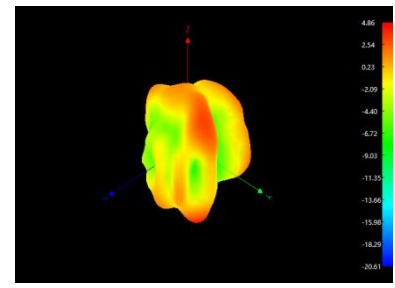
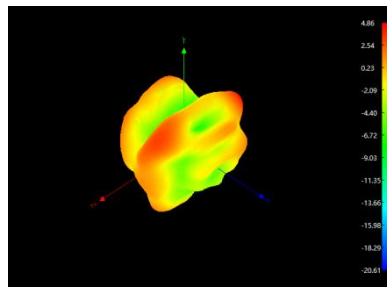



6. Bluetooth Antenna Pattern Picture

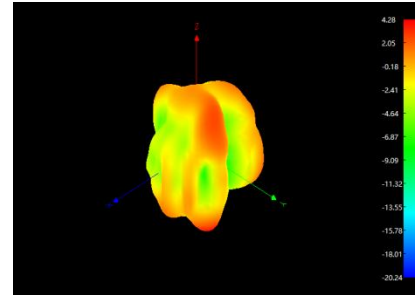
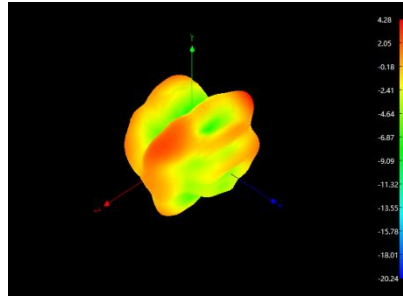
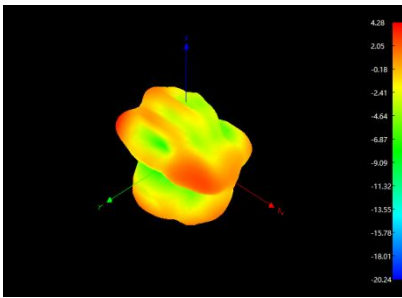
2400MHz



2450MHz

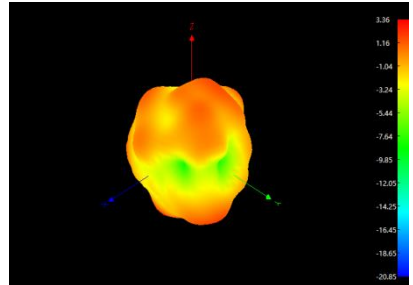
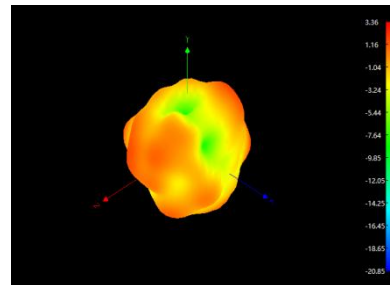
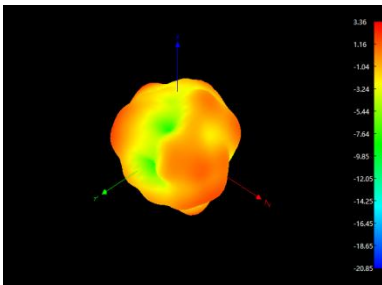


2500MHz

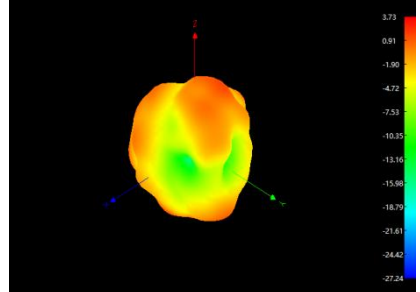
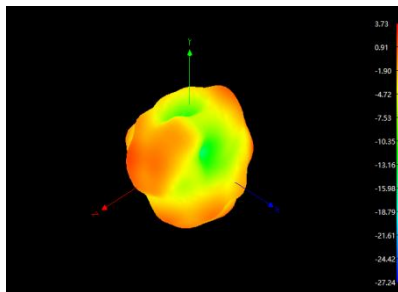
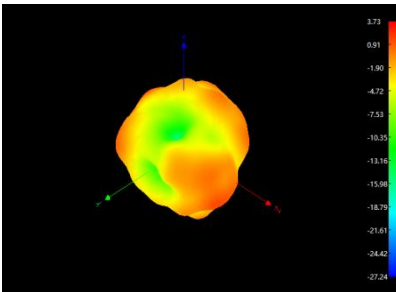


7. WIFI Antenna Pattern Picture

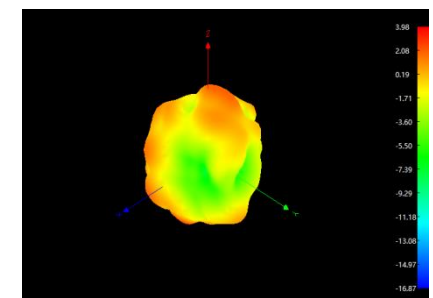
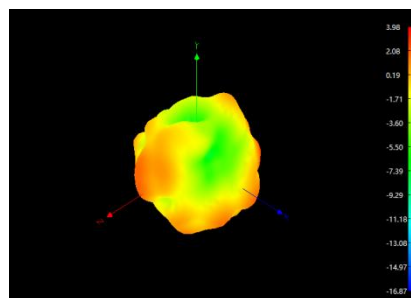

2400MHz



2450MHz



2500MHz



Tester by: Wu xianming

Wu Xianming