

FCC Test Report

Applicant : **Shenzhen Qianyan Technology LTD**

Address : **No. 3301, Block C, Section 1, Chuangzhi
Yuncheng Building, Liuxian Avenue, Xili
Community, Xili Street, Nanshan District,
Shenzhen, 518000, China**

Product Name : **Govee Gaming Wall Light**

Report Date : **Apr. 11, 2024**

Shenzhen Anbotek Compliance Laboratory Limited



Shenzhen Anbotek Compliance Laboratory Limited

Address: 1/F., Building D, Sogood Science and Technology Park, Sanwei Community, Hangcheng Street, Bao'an District, Shenzhen, Guangdong, China.
Tel: (86)0755-26066440 Fax: (86)0755-26014772 Email: service@anbotek.com



Hotline
400-003-0500
www.anbotek.com.cn



Contents

1. General Information	6
1.1. Client Information	6
1.2. Description of Device (EUT)	6
1.3. Auxiliary Equipment Used During Test	7
1.4. Operation channel list	8
1.5. Description of Test Modes	8
1.6. Measurement Uncertainty	8
1.7. Test Summary	9
1.8. Description of Test Facility	10
1.9. Disclaimer	10
1.10. Test Equipment List	11
2. Antenna requirement	13
2.1. Conclusion	13
3. Conducted Emission at AC power line	14
3.1. EUT Operation	14
3.2. Test Setup	14
3.3. Test Data	15
4. Occupied Bandwidth	21
4.1. EUT Operation	21
4.2. Test Setup	21
4.3. Test Data	22
5. Maximum Conducted Output Power	23
5.1. EUT Operation	23
5.2. Test Setup	23
5.3. Test Data	23
6. Power Spectral Density	24
6.1. EUT Operation	24
6.2. Test Setup	24
6.3. Test Data	24
7. Emissions in non-restricted frequency bands	25
7.1. EUT Operation	25
7.2. Test Setup	25
7.3. Test Data	25
8. Band edge emissions (Radiated)	26
8.1. EUT Operation	26
8.2. Test Setup	27
8.3. Test Data	28
9. Emissions in frequency bands (below 1GHz)	31
9.1. EUT Operation	31
9.2. Test Setup	32
9.3. Test Data	33
10. Emissions in frequency bands (above 1GHz)	39

Shenzhen Anbotek Compliance Laboratory Limited

Address: 1/F., Building D, Sogood Science and Technology Park, Sanwei Community, Hangcheng Street, Bao'an District, Shenzhen, Guangdong, China.
Tel: (86)0755-26066440 Fax: (86)0755-26014772 Email: service@anbotek.com



Hotline
400-003-0500
www.anbotek.com.cn



10.1. EUT Operation	39
10.2. Test Setup	40
10.3. Test Data	41
APPENDIX I -- TEST SETUP PHOTOGRAPH	44
APPENDIX II -- EXTERNAL PHOTOGRAPH	44
APPENDIX III -- INTERNAL PHOTOGRAPH	44

Shenzhen Anbotek Compliance Laboratory Limited

Address: 1/F., Building D, Sogood Science and Technology Park, Sanwei Community, Hangcheng Street, Bao'an District, Shenzhen, Guangdong, China.
Tel: (86)0755-26066440 Fax: (86)0755-26014772 Email: service@anbotek.com



Hotline
400-003-0500
www.anbotek.com.cn



Report No.: 18220WC40016902

FCC ID: 2A7VD-H6063

Page 4 of 44

TEST REPORT

Applicant : Shenzhen Qianyan Technology LTD

Manufacturer : Shenzhen Qianyan Technology LTD

Product Name : Govee Gaming Wall Light

Test Model No. : H6063A

Reference Model No. : H6063B, H6063C

Trade Mark : Govee

Rating(s) : Input: 36V $\overline{=}$ 2A**Test Standard(s) : 47 CFR Part 15.247****ANSI C63.10-2020****KDB 558074 D01 15.247 Meas Guidance v05r02**

The device described above is tested by Shenzhen Anbotek Compliance Laboratory Limited to determine the maximum emission levels emanating from the device and the severe levels of the device can endure and its performance criterion. The measurement results are contained in this test report and Shenzhen Anbotek Compliance Laboratory Limited is assumed full of responsibility for the accuracy and completeness of these measurements. Also, this report shows that the EUT (Equipment Under Test) is technically compliant with above listed standard(s) requirements. This report applies to above tested sample only and shall not be reproduced in part without written approval of Shenzhen Anbotek Compliance Laboratory Limited.

Date of Receipt:

Jan. 23, 2024

Date of Test:

Jan. 23, 2024 ~ Mar. 12, 2024

Prepared By:



(Ella Liang)

Approved & Authorized Signer:



(Edward Pan)

Shenzhen Anbotek Compliance Laboratory Limited

Address: 1/F., Building D, Sogood Science and Technology Park, Sanwei Community,
Hangcheng Street, Bao'an District, Shenzhen, Guangdong, China.
Tel: (86)0755-26066440 Fax: (86)0755-26014772 Email: service@anbotek.com



Hotline

400-003-0500

www.anbotek.com.cn



Revision History

Report Version	Description	Issued Date
R00	Original Issue.	Apr. 11, 2024

Shenzhen Anbotek Compliance Laboratory Limited

Address: 1/F., Building D, Sogood Science and Technology Park, Sanwei Community, Hangcheng Street, Bao'an District, Shenzhen, Guangdong, China.
Tel: (86)0755-26066440 Fax: (86)0755-26014772 Email: service@anbotek.com



Hotline
400-003-0500
www.anbotek.com.cn



1. General Information

1.1. Client Information

Applicant	:	Shenzhen Qianyan Technology LTD
Address	:	No. 3301, Block C, Section 1, Chuangzhi Yuncheng Building, Liuxian Avenue, Xili Community, Xili Street, Nanshan District, Shenzhen, 518000, China
Manufacturer	:	Shenzhen Qianyan Technology LTD
Address	:	No. 3301, Block C, Section 1, Chuangzhi Yuncheng Building, Liuxian Avenue, Xili Community, Xili Street, Nanshan District, Shenzhen, 518000, China

1.2. Description of Device (EUT)

Product Name	:	Govee Gaming Wall Light
Test Model No.	:	H6063A
Reference Model No.	:	H6063B, H6063C (Note: According to the model differences on page 7, we prepare "H6063A" for all tests, and prepared H6063B, H6063C for conducted emission and radiated spurious emissions (below 1GHz) difference testing.)
Trade Mark	:	Govee
Test Power Supply	:	DC 36V from adapter input AC 120V/60Hz
Test Sample No.	:	H6063A: 1-4-1(Normal Sample), 1-4-2(Engineering Sample) H6063B: 1-4-3(Normal Sample) H6063C: 1-4-4(Normal Sample)
RF Specification		
Operation Frequency	:	802.11b/g/n(HT20): 2412MHz to 2462MHz
Number of Channel	:	802.11b/g/n(HT20): 11 Channels
Modulation Type	:	802.11b: DSSS(CCK, DQPSK, DBPSK); 802.11g: OFDM(BPSK, QPSK, 16QAM, 64QAM); 802.11n(HT20): OFDM (BPSK, QPSK, 16QAM, 64QAM)
Antenna Type	:	PCB antenna
Antenna Gain(Peak)	:	1.54dBi
Remark: (1) All of the RF specification are provided by customer. (2) For a more detailed features description, please refer to the manufacturer's specifications or the User's Manual.		

Shenzhen Anbotek Compliance Laboratory Limited

Address: 1/F., Building D, Sogood Science and Technology Park, Sanwei Community, Hangcheng Street, Bao'an District, Shenzhen, Guangdong, China.
Tel: (86)0755-26066440 Fax: (86)0755-26014772 Email: service@anbotek.com



Hotline
400-003-0500
www.anbotek.com.cn



Model differences:

Model No.	Light (PCS)	Square connector (PCS)	Triangle connector (PCS)	Adapter
H6063A	6	1	1	Model: BI72G-360200-E2 Input: 100-240V~ 50/60Hz 1.8A Output: 36V $\overline{=}$ 2A
H6063B	4	1	/	
H6063C	3	/	1	

1.3. Auxiliary Equipment Used During Test

Title	Manufacturer	Model No.	Serial No.
/	/	/	/

Shenzhen Anbotek Compliance Laboratory Limited

Address: 1/F., Building D, Sogood Science and Technology Park, Sanwei Community, Hangcheng Street, Bao'an District, Shenzhen, Guangdong, China.
Tel: (86)0755-26066440 Fax: (86)0755-26014772 Email: service@anbotek.com



Hotline
400-003-0500
www.anbotek.com.cn



1.4. Operation channel list

Operation Band:

Channel	Frequency (MHz)	Channel	Frequency (MHz)	Channel	Frequency (MHz)
1	2412	5	2432	9	2452
2	2417	6	2437	10	2457
3	2422	7	2442	11	2462
4	2427	8	2447	/	/

1.5. Description of Test Modes

Pretest Modes	Descriptions
TM1	Keep the EUT in 802.11b transmitting mode.
TM2	Keep the EUT in 802.11g transmitting mode.
TM3	Keep the EUT in 802.11n(HT20) transmitting mode.

1.6. Measurement Uncertainty

Parameter	Uncertainty
Conducted emissions (AMN 150kHz~30MHz)	3.4dB
Occupied Bandwidth	925Hz
Conducted Output Power	0.76dB
Power Spectral Density	0.76dB
Conducted Spurious Emission	1.24dB
Radiated spurious emissions (above 1GHz)	1G-6GHz: 4.78dB; 6G-18GHz: 4.88dB 18G-40GHz: 5.68dB
Radiated emissions (Below 30MHz)	3.53dB
Radiated spurious emissions (30MHz~1GHz)	Horizontal: 3.92dB; Vertical: 4.52dB
The measurement uncertainty and decision risk evaluated according to AB/WI-RF-F-032. This uncertainty represents an expanded uncertainty expressed at approximately the 95% confidence level using a coverage factor of k=2.	

Shenzhen Anbotek Compliance Laboratory Limited

Address: 1/F., Building D, Sogood Science and Technology Park, Sanwei Community, Hangcheng Street, Bao'an District, Shenzhen, Guangdong, China.
Tel: (86)0755-26066440 Fax: (86)0755-26014772 Email: service@anbotek.com



Hotline
400-003-0500
www.anbotek.com.cn



1.7. Test Summary

Test Items	Test Modes	Status
Antenna requirement	/	P
Conducted Emission at AC power line	Mode1,2,3	P
Occupied Bandwidth	Mode1,2,3	P
Maximum Conducted Output Power	Mode1,2,3	P
Power Spectral Density	Mode1,2,3	P
Emissions in non-restricted frequency bands	Mode1,2,3	P
Band edge emissions (Radiated)	Mode1,2,3	P
Emissions in frequency bands (below 1GHz)	Mode1,2,3	P
Emissions in frequency bands (above 1GHz)	Mode1,2,3	P
Note: P: Pass N: N/A, not applicable		

Shenzhen Anbotek Compliance Laboratory Limited

Address: 1/F., Building D, Sogood Science and Technology Park, Sanwei Community,
Hangcheng Street, Bao'an District, Shenzhen, Guangdong, China.
Tel: (86)0755-26066440 Fax: (86)0755-26014772 Email: service@anbotek.com



Hotline
400-003-0500
www.anbotek.com.cn



1.8. Description of Test Facility

The test facility is recognized, certified, or accredited by the following organizations:

FCC-Registration No.:434132

Shenzhen Anbotek Compliance Laboratory Limited, EMC Laboratory has been registered and fully described in a report filed with the (FCC) Federal Communications Commission. The acceptance letter from the FCC is maintained in our files. Registration No. 434132.

ISED-Registration No.: 8058A

Shenzhen Anbotek Compliance Laboratory Limited, EMC Laboratory has been registered and fully described in a report filed with the (ISED) Innovation, Science and Economic Development Canada. The acceptance letter from the ISED is maintained in our files. Registration 8058A.

Test Location

Shenzhen Anbotek Compliance Laboratory Limited.

1/F, Building D, Sogood Science and Technology Park, Sanwei community, Hangcheng Street, Bao'an District, Shenzhen, Guangdong, China.

1.9. Disclaimer

1. The test report is invalid if not marked with the signatures of the persons responsible for preparing and approving the test report.
2. The test report is invalid if there is any evidence and/or falsification.
3. The results documented in this report apply only to the tested sample, under the conditions and modes of operation as described herein.
4. This document may not be altered or revised in any way unless done so by Anbotek and all revisions are duly noted in the revisions section.
5. Content of the test report, in part or in full, cannot be used for publicity and/or promotional purposes without prior written approval from the laboratory.
6. The authenticity of the information provided by the customer is the responsibility of the customer and the laboratory is not responsible for its authenticity.

The laboratory is only responsible for the data released by the laboratory, except for the part provided by the applicant.

Shenzhen Anbotek Compliance Laboratory Limited

Address: 1/F., Building D, Sogood Science and Technology Park, Sanwei Community, Hangcheng Street, Bao'an District, Shenzhen, Guangdong, China.
Tel: (86)0755-26066440 Fax: (86)0755-26014772 Email: service@anbotek.com



Hotline
400-003-0500
www.anbotek.com.cn



1.10. Test Equipment List

Conducted Emission at AC power line						
Item	Equipment	Manufacturer	Model No.	Serial No.	Last Cal.	Cal.Due Date
1	L.I.S.N. Artificial Mains Network	Rohde & Schwarz	ENV216	100055	2023-10-12	2024-10-11
2	Three Phase V-type Artificial Power Network	CYBERTEK	EM5040DT	E215040D T001	2023-07-05	2024-07-04
3	EMI Test Receiver	Rohde & Schwarz	ESCI	100627	2023-10-12	2024-10-11
4	Software Name EZ-EMC	Farad Technology	ANB-03A	N/A	/	/

Occupied Bandwidth Maximum Conducted Output Power Power Spectral Density Emissions in non-restricted frequency bands						
Item	Equipment	Manufacturer	Model No.	Serial No.	Last Cal.	Cal.Due Date
1	Constant Temperature Humidity Chamber	ZHONGJIAN	ZJ-KHWS80B	N/A	2023-10-16	2024-10-15
2	DC Power Supply	IVYTECH	IV3605	1804D360 510	2023-10-20	2024-10-19
3	Spectrum Analyzer	Rohde & Schwarz	FSV40-N	101792	2023-05-26	2024-05-25
4	MXA Spectrum Analysis	KEYSIGHT	N9020A	MY505318 23	2023-10-12	2024-10-11
5	Oscilloscope	Tektronix	MDO3012	C020298	2023-10-12	2024-10-11
6	MXG RF Vector Signal Generator	Agilent	N5182A	MY474206 47	2023-02-23	2024-10-22

Band edge emissions (Radiated) Emissions in frequency bands (above 1GHz)						
Item	Equipment	Manufacturer	Model No.	Serial No.	Last Cal.	Cal.Due Date
1	EMI Test Receiver	Rohde & Schwarz	ESR26	101481	2023-10-12	2024-10-11
2	EMI Preamplifier	SKET Electronic	LNPA-0118G-45	SKET-PA-002	2023-10-12	2024-10-11
3	Double Ridged Horn Antenna	SCHWARZBECK	BBHA 9120D	02555	2022-10-16	2025-10-15
4	EMI Test Software EZ-EMC	SHURPLE	N/A	N/A	/	/
5	Horn Antenna	A-INFO	LB-180400-KF	J21106062 8	2023-10-12	2024-10-11
6	Spectrum Analyzer	Rohde & Schwarz	FSV40-N	101792	2023-05-26	2024-05-25
7	Amplifier	Talent Microwave	TLLA18G40 G-50-30	23022802	2023-05-25	2024-05-24

Shenzhen Anbotek Compliance Laboratory Limited

Address: 1/F., Building D, Sogood Science and Technology Park, Sanwei Community, Hangcheng Street, Bao'an District, Shenzhen, Guangdong, China.
Tel: (86)0755-26066440 Fax: (86)0755-26014772 Email: service@anbotek.com



Hotline
400-003-0500
www.anbotek.com.cn



Emissions in frequency bands (below 1GHz)

Item	Equipment	Manufacturer	Model No.	Serial No.	Last Cal.	Cal.Due Date
1	EMI Test Receiver	Rohde & Schwarz	ESR26	101481	2023-10-12	2024-10-11
2	Pre-amplifier	SONOMA	310N	186860	2023-10-12	2024-10-11
3	Bilog Broadband Antenna	Schwarzbeck	VULB9163	345	2022-10-23	2025-10-22
4	Loop Antenna (9K-30M)	Schwarzbeck	FMZB1519 B	00053	2023-10-12	2024-10-11
5	EMI Test Software EZ-EMC	SHURPLE	N/A	N/A	/	/

Shenzhen Anbotek Compliance Laboratory Limited

Address: 1/F., Building D, Sogood Science and Technology Park, Sanwei Community, Hangcheng Street, Bao'an District, Shenzhen, Guangdong, China.
Tel: (86)0755-26066440 Fax: (86)0755-26014772 Email: service@anbotek.com



Hotline
400-003-0500
www.anbotek.com.cn



2. Antenna requirement

Test Requirement:

Refer to 47 CFR Part 15.203, an intentional radiator shall be designed to ensure that no antenna other than that furnished by the responsible party shall be used with the device. The use of a permanently attached antenna or of an antenna that uses a unique coupling to the intentional radiator shall be considered sufficient to comply with the provisions of this section.

2.1. Conclusion

The antenna is a PCB antenna which permanently attached, and the best case gain of the antenna is 1.54dBi . It complies with the standard requirement.

Shenzhen Anbotek Compliance Laboratory Limited

Address: 1/F., Building D, Sogood Science and Technology Park, Sanwei Community, Hangcheng Street, Bao'an District, Shenzhen, Guangdong, China.
Tel: (86)0755-26066440 Fax: (86)0755-26014772 Email: service@anbotek.com



Hotline
400-003-0500
www.anbotek.com.cn



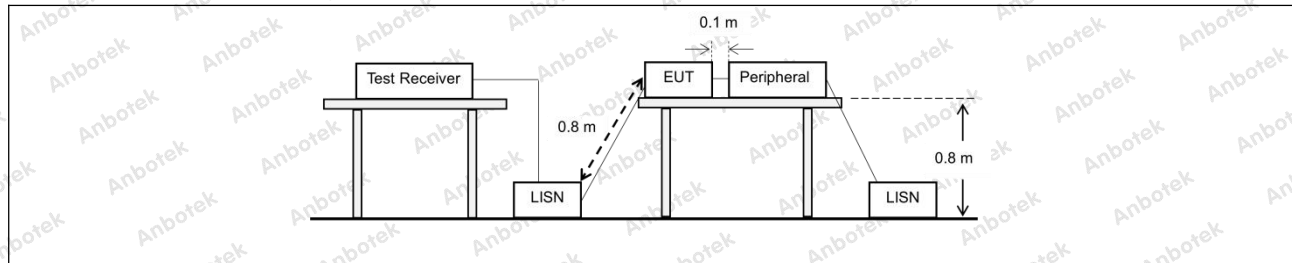
3. Conducted Emission at AC power line

Test Requirement:	Refer to 47 CFR 15.207(a), Except as shown in paragraphs (b) and (c) of this section, for an intentional radiator that is designed to be connected to the public utility (AC) power line, the radio frequency voltage that is conducted back onto the AC power line on any frequency or frequencies, within the band 150 kHz to 30 MHz, shall not exceed the limits in the following table, as measured using a 50 μ H/50 ohms line impedance stabilization network (LISN).		
Test Limit:	Frequency of emission (MHz)	Conducted limit (dB μ V)	
		Quasi-peak	Average
	0.15-0.5	66 to 56*	56 to 46*
	0.5-5	56	46
	5-30	60	50
	*Decreases with the logarithm of the frequency.		
Test Method:	ANSI C63.10-2020 section 6.2		
Procedure:	Refer to ANSI C63.10-2020 section 6.2, standard test method for ac power-line conducted emissions from unlicensed wireless devices		

3.1. EUT Operation

Operating Environment:	
Test mode:	<ol style="list-style-type: none"> 802.11b mode: Keep the EUT in 802.11b transmitting mode. 802.11g mode: Keep the EUT in 802.11g transmitting mode. 802.11n(HT20) mode: Keep the EUT in 802.11n(HT20) transmitting mode.

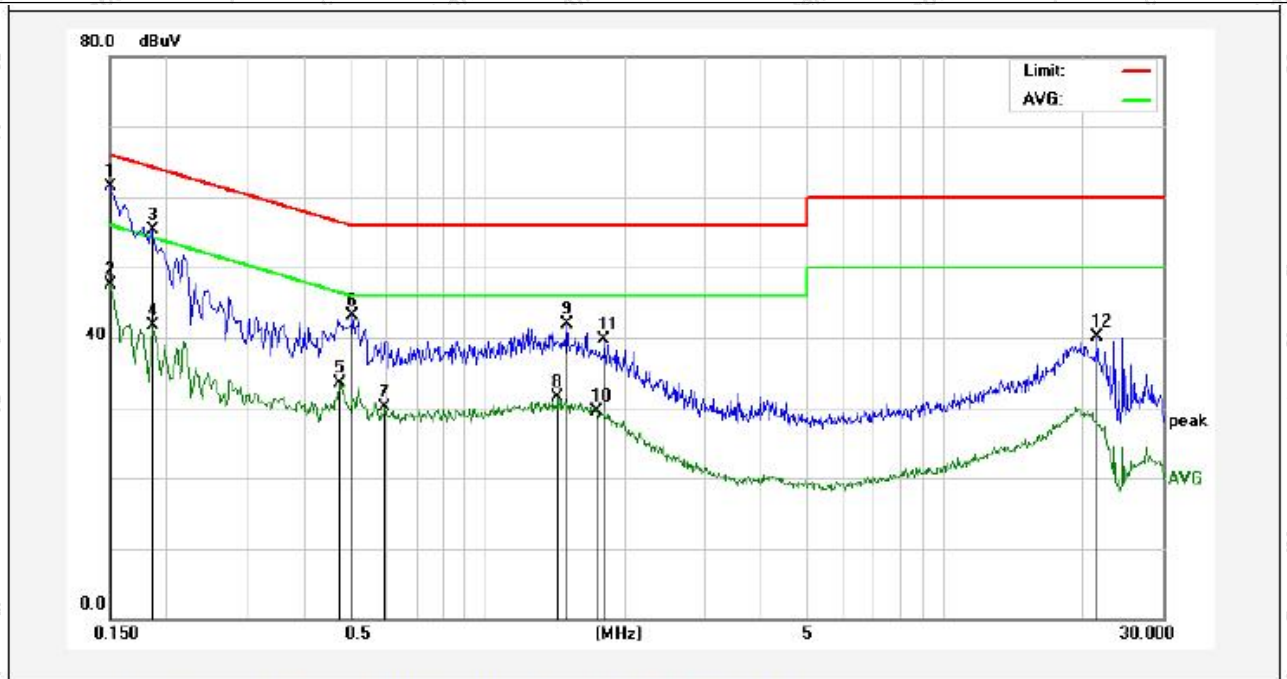
3.2. Test Setup



3.3. Test Data

Temperature:	21.4 °C	Humidity:	52 %	Atmospheric Pressure:	101 kPa
Test Model:	H6063A				

TM1 / Line: Line / Band: 2400-2483.5 MHz / BW: 20 / CH: M

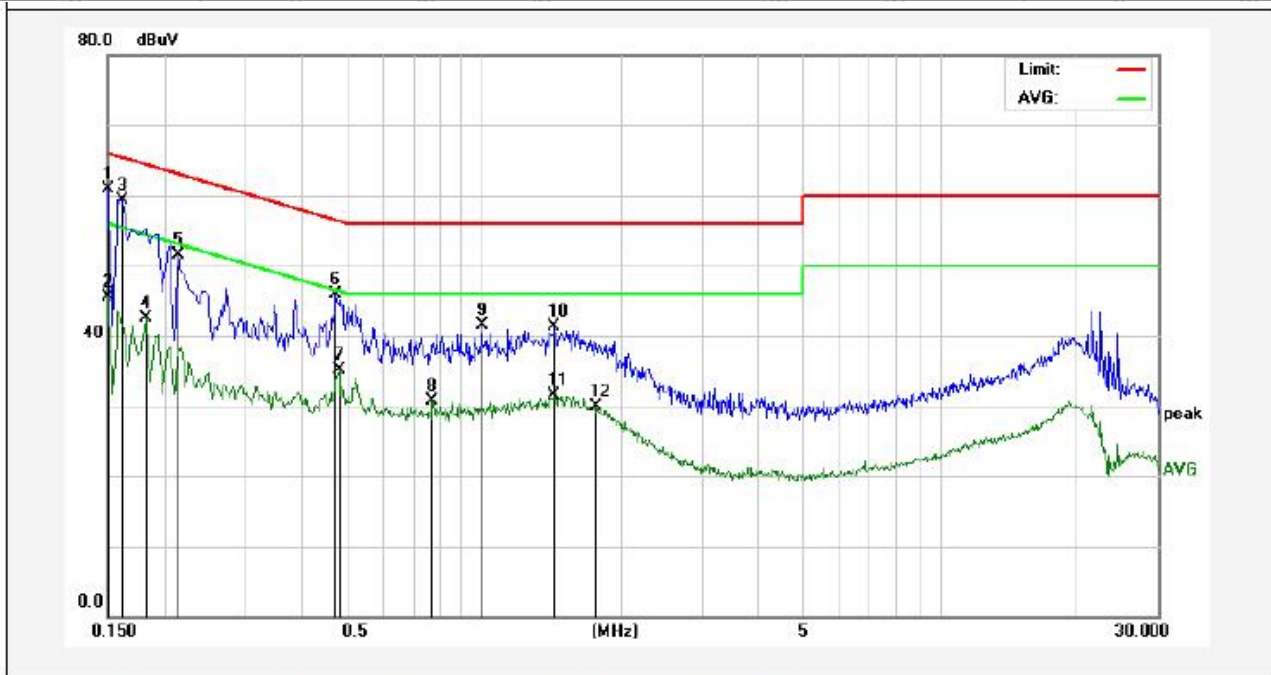


No.	Freq. (MHz)	Reading (dBuV)	Factor (dB)	Result (dBuV)	Limit (dBuV)	Over Limit (dB)	Detector	Remark
1	0.1500	43.67	17.82	61.49	65.99	-4.50	QP	
2	0.1500	29.69	17.82	47.51	55.99	-8.48	AVG	
3	0.1860	37.41	17.83	55.24	64.21	-8.97	QP	
4	0.1860	23.84	17.83	41.67	54.21	-12.54	AVG	
5	0.4780	15.66	17.84	33.50	46.37	-12.87	AVG	
6	0.5100	25.35	17.85	43.20	56.00	-12.80	QP	
7	0.5980	12.33	17.86	30.19	46.00	-15.81	AVG	
8	1.4299	13.70	17.84	31.54	46.00	-14.46	AVG	
9	1.4980	24.04	17.83	41.87	56.00	-14.13	QP	
10	1.7380	11.76	17.84	29.60	46.00	-16.40	AVG	
11	1.8020	21.78	17.84	39.62	56.00	-16.38	QP	
12	21.5140	21.62	18.55	40.17	60.00	-19.83	QP	



Temperature:	21.4 °C	Humidity:	52 %	Atmospheric Pressure:	101 kPa
Test Model:	H6063A				

TM1 / Line: Neutral / Band: 2400-2483.5 MHz / BW: 20 / CH: M



No.	Freq. (MHz)	Reading (dBuV)	Factor (dB)	Result (dBuV)	Limit (dBuV)	Over Limit (dB)	Detector	Remark
1	0.1500	43.13	17.82	60.95	65.99	-5.04	QP	
2	0.1500	27.78	17.82	45.60	55.99	-10.39	AVG	
3	0.1620	41.50	17.83	59.33	65.36	-6.03	QP	
4	0.1819	24.76	17.83	42.59	54.39	-11.80	AVG	
5	0.2140	33.76	17.83	51.59	63.04	-11.45	QP	
6	0.4740	27.97	17.84	45.81	56.44	-10.63	QP	
7	0.4820	17.23	17.84	35.07	46.30	-11.23	AVG	
8	0.7740	12.85	17.87	30.72	46.00	-15.28	AVG	
9	0.9900	23.59	17.85	41.44	56.00	-14.56	QP	
10	1.4260	23.45	17.84	41.29	56.00	-14.71	QP	
11	1.4260	13.66	17.84	31.50	46.00	-14.50	AVG	
12	1.7580	12.08	17.84	29.92	46.00	-16.08	AVG	

Note: Only record the worst data in the report.

Shenzhen Anbotek Compliance Laboratory Limited

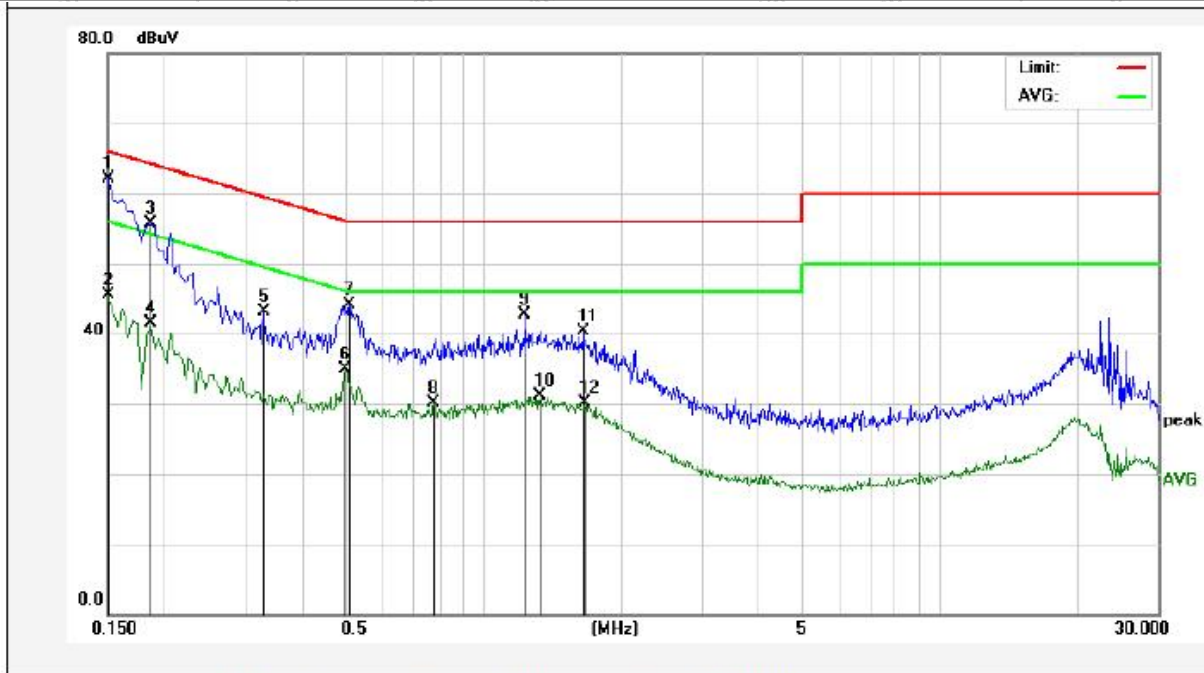
Address: 1/F., Building D, Sogood Science and Technology Park, Sanwei Community, Hangcheng Street, Bao'an District, Shenzhen, Guangdong, China.
 Tel: (86)0755-26066440 Fax: (86)0755-26014772 Email: service@anbotek.com

Hotline
 400-003-0500
 www.anbotek.com.cn



Temperature:	21.4 °C	Humidity:	52 %	Atmospheric Pressure:	101 kPa
Test Model:	H6063B				

TM1 / Line: Line / Band: 2400-2483.5 MHz / BW: 20 / CH: M



No.	Freq. (MHz)	Reading (dBuV)	Factor (dB)	Result (dBuV)	Limit (dBuV)	Over Limit (dB)	Detector	Remark
1	0.1500	44.28	17.82	62.10	65.99	-3.89	QP	
2	0.1500	27.60	17.82	45.42	55.99	-10.57	AVG	
3	0.1860	37.89	17.83	55.72	64.21	-8.49	QP	
4	0.1860	23.60	17.83	41.43	54.21	-12.78	AVG	
5	0.3300	25.28	17.82	43.10	59.45	-16.35	QP	
6	0.4980	17.06	17.85	34.91	46.03	-11.12	AVG	
7	0.5100	26.16	17.85	44.01	56.00	-11.99	QP	
8	0.7780	12.16	17.86	30.02	46.00	-15.98	AVG	
9	1.2340	24.88	17.84	42.72	56.00	-13.28	QP	
10	1.3260	13.30	17.84	31.14	46.00	-14.86	AVG	
11	1.6460	22.38	17.84	40.22	56.00	-15.78	QP	
12	1.6700	12.22	17.84	30.06	46.00	-15.94	AVG	

Shenzhen Anbotek Compliance Laboratory Limited

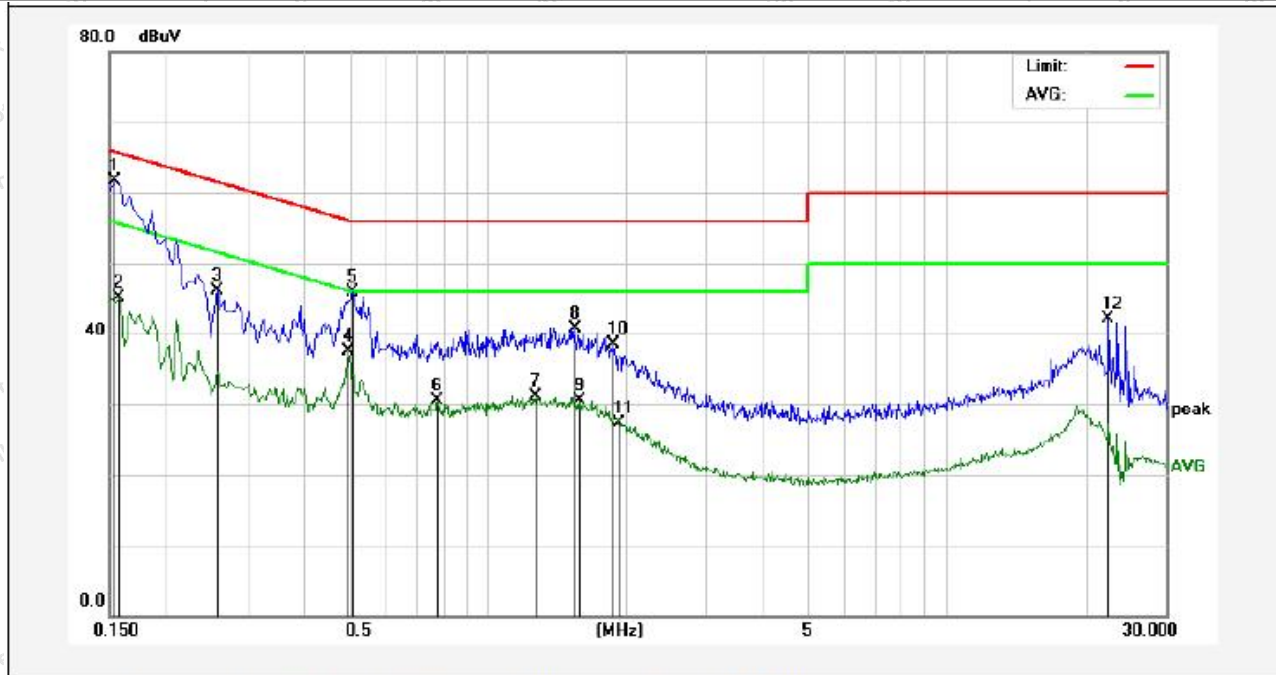
Address: 1/F., Building D, Sogood Science and Technology Park, Sanwei Community, Hangcheng Street, Bao'an District, Shenzhen, Guangdong, China.
 Tel: (86)0755-26066440 Fax: (86)0755-26014772 Email: service@anbotek.com

Hotline
 400-003-0500
 www.anbotek.com.cn



Temperature:	21.4 °C	Humidity:	52 %	Atmospheric Pressure:	101 kPa
Test Model:	H6063B				

TM1 / Line: Neutral / Band: 2400-2483.5 MHz / BW: 20 / CH: M



No.	Freq. (MHz)	Reading (dBuV)	Factor (dB)	Result (dBuV)	Limit (dBuV)	Over Limit (dB)	Detector	Remark
1	0.1539	43.89	17.83	61.72	65.78	-4.06	QP	
2	0.1580	27.22	17.83	45.05	55.56	-10.51	AVG	
3	0.2580	28.30	17.83	46.13	61.49	-15.36	QP	
4	0.4980	19.69	17.85	37.54	46.03	-8.49	AVG	
5	0.5100	28.04	17.85	45.89	56.00	-10.11	QP	
6	0.7780	12.62	17.86	30.48	46.00	-15.52	AVG	
7	1.2740	13.21	17.84	31.05	46.00	-14.95	AVG	
8	1.5500	22.88	17.84	40.72	56.00	-15.28	QP	
9	1.5820	12.67	17.84	30.51	46.00	-15.49	AVG	
10	1.8780	20.66	17.83	38.49	56.00	-17.51	QP	
11	1.9300	9.57	17.83	27.40	46.00	-18.60	AVG	
12	22.5100	23.43	18.71	42.14	60.00	-17.86	QP	

Note: Only record the worst data in the report.

Shenzhen Anbotek Compliance Laboratory Limited

Address: 1/F., Building D, Sogood Science and Technology Park, Sanwei Community, Hangcheng Street, Bao'an District, Shenzhen, Guangdong, China.
 Tel: (86)0755-26066440 Fax: (86)0755-26014772 Email: service@anbotek.com

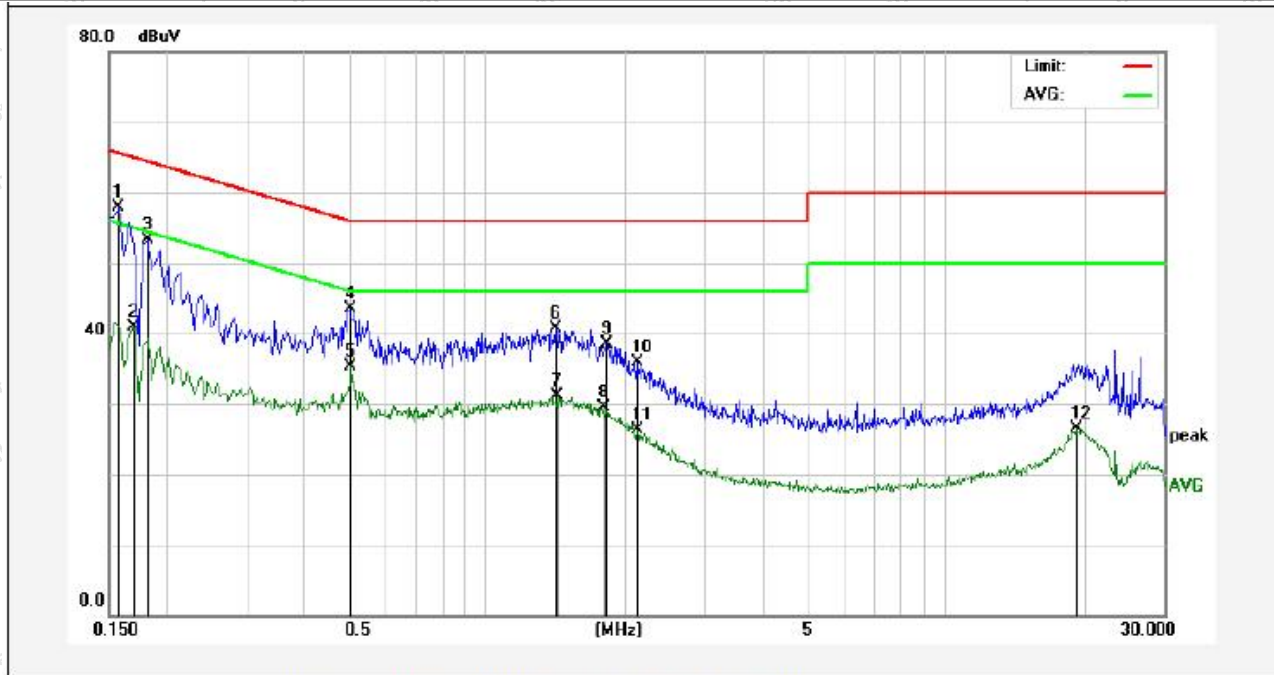


Hotline
 400-003-0500
 www.anbotek.com.cn



Temperature:	21.4 °C	Humidity:	52 %	Atmospheric Pressure:	101 kPa
Test Model:	H6063C				

TM1 / Line: Line / Band: 2400-2483.5 MHz / BW: 20 / CH: M



No.	Freq. (MHz)	Reading (dBuV)	Factor (dB)	Result (dBuV)	Limit (dBuV)	Over Limit (dB)	Detector	Remark
1	0.1580	40.02	17.83	57.85	65.56	-7.71	QP	
2	0.1700	23.09	17.83	40.92	54.96	-14.04	AVG	
3	0.1819	35.40	17.83	53.23	64.39	-11.16	QP	
4	0.5020	25.71	17.85	43.56	56.00	-12.44	QP	
5	0.5060	17.52	17.85	35.37	46.00	-10.63	AVG	
6	1.4140	22.87	17.84	40.71	56.00	-15.29	QP	
7	1.4299	13.36	17.84	31.20	46.00	-14.80	AVG	
8	1.7980	11.65	17.84	29.49	46.00	-16.51	AVG	
9	1.8220	20.63	17.84	38.47	56.00	-17.53	QP	
10	2.1220	18.02	17.83	35.85	56.00	-20.15	QP	
11	2.1340	8.57	17.83	26.40	46.00	-19.60	AVG	
12	19.3020	8.12	18.29	26.41	50.00	-23.59	AVG	

Shenzhen Anbotek Compliance Laboratory Limited

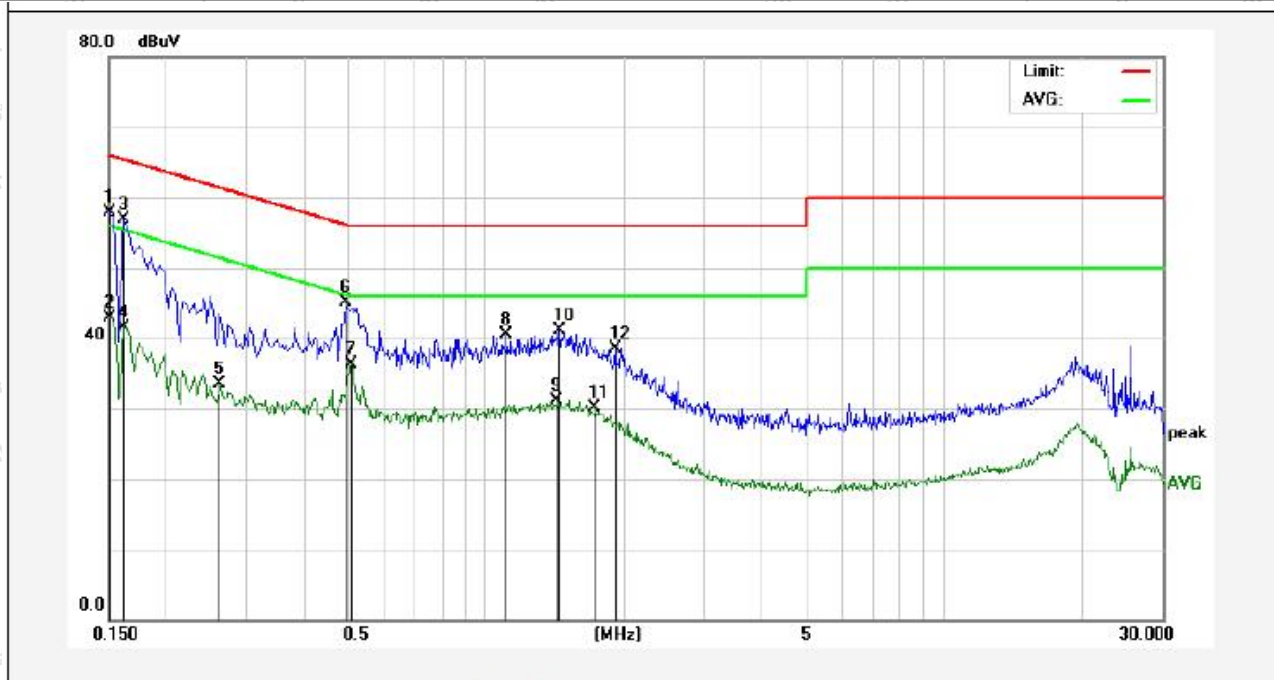
Address: 1/F., Building D, Sogood Science and Technology Park, Sanwei Community, Hangcheng Street, Bao'an District, Shenzhen, Guangdong, China.
 Tel: (86)0755-26066440 Fax: (86)0755-26014772 Email: service@anbotek.com

Hotline 400-003-0500
 www.anbotek.com.cn



Temperature:	21.4 °C	Humidity:	52 %	Atmospheric Pressure:	101 kPa
Test Model:	H6063C				

TM1 / Line: Neutral / Band: 2400-2483.5 MHz / BW: 20 / CH: M



No.	Freq. (MHz)	Reading (dBuV)	Factor (dB)	Result (dBuV)	Limit (dBuV)	Over Limit (dB)	Detector	Remark
1	0.1500	40.05	17.82	57.87	65.99	-8.12	QP	
2	0.1500	25.06	17.82	42.88	55.99	-13.11	AVG	
3	0.1620	39.08	17.83	56.91	65.36	-8.45	QP	
4	0.1620	23.77	17.83	41.60	55.36	-13.76	AVG	
5	0.2620	15.67	17.83	33.50	51.36	-17.86	AVG	
6	0.4940	27.29	17.85	45.14	56.10	-10.96	QP	
7	0.5100	18.53	17.85	36.38	46.00	-9.62	AVG	
8	1.1100	22.61	17.85	40.46	56.00	-15.54	QP	
9	1.4260	13.26	17.84	31.10	46.00	-14.90	AVG	
10	1.4460	23.18	17.84	41.02	56.00	-14.98	QP	
11	1.7260	12.19	17.84	30.03	46.00	-15.97	AVG	
12	1.9100	20.72	17.83	38.55	56.00	-17.45	QP	

Note: Only record the worst data in the report.

Shenzhen Anbotek Compliance Laboratory Limited

Address: 1/F., Building D, Sogood Science and Technology Park, Sanwei Community, Hangcheng Street, Bao'an District, Shenzhen, Guangdong, China.
 Tel: (86)0755-26066440 Fax: (86)0755-26014772 Email: service@anbotek.com



Hotline
 400-003-0500
 www.anbotek.com.cn



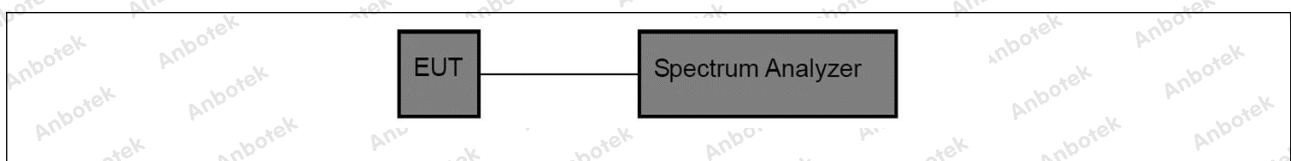
4. Occupied Bandwidth

Test Requirement:	47 CFR 15.247(a)(2)
Test Limit:	Refer to 47 CFR 15.247(a)(2), Systems using digital modulation techniques may operate in the 902-928 MHz, and 2400-2483.5 MHz bands. The minimum 6 dB bandwidth shall be at least 500 kHz.
Test Method:	ANSI C63.10-2020, section 11.8 KDB 558074 D01 15.247 Meas Guidance v05r02
Procedure:	<p>11.8.1 Option 1</p> <p>The steps for the first option are as follows:</p> <ul style="list-style-type: none"> a) Set RBW = shall be in the range of 1% to 5% of the OBW but not less than 100 kHz. b) Set the VBW $\geq [3 \times \text{RBW}]$. c) Detector = peak. d) Trace mode = max-hold. e) Sweep = No faster than coupled (auto) time. f) Allow the trace to stabilize. g) Measure the maximum width of the emission by placing two markers, one at the lowest frequency and the other at the highest frequency of the envelope of the spectral display, such that each marker is at or slightly below the “-6 dB down amplitude”. If a marker is below this “-6 dB down amplitude” value, then it shall be as close as possible to this value. <p>11.8.2 Option 2</p> <p>The automatic bandwidth measurement capability of an instrument may be employed using the X dB bandwidth mode with X set to 6 dB, if the functionality described in 11.8.1 (i.e., RBW = 100 kHz, VBW $\geq 3 \times \text{RBW}$, and peak detector with maximum hold) is implemented by the instrumentation function.</p> <p>When using this capability, care shall be taken so that the bandwidth measurement is not influenced by any intermediate power nulls in the fundamental emission that might be ≥ 6 dB.</p>

4.1. EUT Operation

Operating Environment:	
Test mode:	<p>1: 802.11b mode: Keep the EUT in 802.11b transmitting mode.</p> <p>2: 802.11g mode: Keep the EUT in 802.11g transmitting mode.</p> <p>3: 802.11n(HT20) mode: Keep the EUT in 802.11n(HT20) transmitting mode.</p>

4.2. Test Setup



4.3. Test Data

Temperature:	25.3 °C	Humidity:	48 %	Atmospheric Pressure:	101 kPa
--------------	---------	-----------	------	-----------------------	---------

Please Refer to Appendix for Details.

Shenzhen Anbotek Compliance Laboratory Limited

Address: 1/F., Building D, Sogood Science and Technology Park, Sanwei Community,
Hangcheng Street, Bao'an District, Shenzhen, Guangdong, China.
Tel: (86)0755-26066440 Fax: (86)0755-26014772 Email: service@anbotek.com



Hotline
400-003-0500
www.anbotek.com.cn



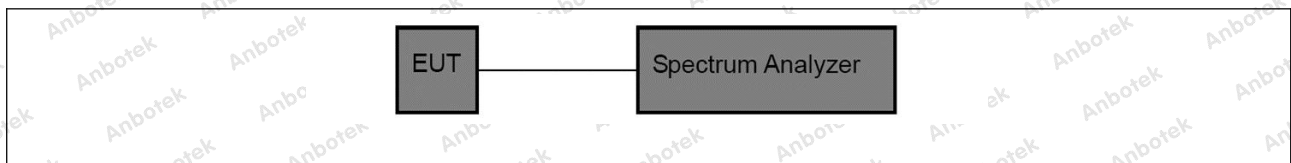
5. Maximum Conducted Output Power

Test Requirement:	47 CFR 15.247(b)(3)
Test Limit:	Refer to 47 CFR 15.247(b)(3), For systems using digital modulation in the 902-928 MHz, 2400-2483.5 MHz, and 5725-5850 MHz bands: 1 Watt. As an alternative to a peak power measurement, compliance with the one Watt limit can be based on a measurement of the maximum conducted output power. Maximum Conducted Output Power is defined as the total transmit power delivered to all antennas and antenna elements averaged across all symbols in the signaling alphabet when the transmitter is operating at its maximum power control level. Power must be summed across all antennas and antenna elements. The average must not include any time intervals during which the transmitter is off or is transmitting at a reduced power level. If multiple modes of operation are possible (e.g., alternative modulation methods), the maximum conducted output power is the highest total transmit power occurring in any mode.
Test Method:	ANSI C63.10-2020, section 11.9.2 KDB 558074 D01 15.247 Meas Guidance v05r02
Procedure:	ANSI C63.10-2020, section 11.9.2 Maximum conducted (average) output power

5.1. EUT Operation

Operating Environment:	
Test mode:	1: 802.11b mode: Keep the EUT in 802.11b transmitting mode. 2: 802.11g mode: Keep the EUT in 802.11g transmitting mode. 3: 802.11n(HT20) mode: Keep the EUT in 802.11n(HT20) transmitting mode.

5.2. Test Setup



5.3. Test Data

Temperature:	25.3 °C	Humidity:	48 %	Atmospheric Pressure:	101 kPa
--------------	---------	-----------	------	-----------------------	---------

Please Refer to Appendix for Details.



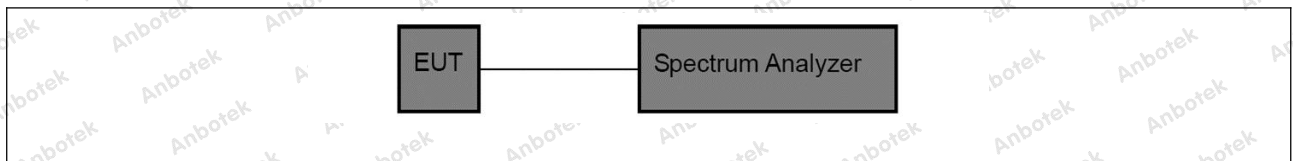
6. Power Spectral Density

Test Requirement:	47 CFR 15.247(e)
Test Limit:	Refer to 47 CFR 15.247(e), For digitally modulated systems, the power spectral density conducted from the intentional radiator to the antenna shall not be greater than 8 dBm in any 3 kHz band during any time interval of continuous transmission. This power spectral density shall be determined in accordance with the provisions of paragraph (b) of this section. The same method of determining the conducted output power shall be used to determine the power spectral density.
Test Method:	ANSI C63.10-2020, section 11.10 KDB 558074 D01 15.247 Meas Guidance v05r02
Procedure:	ANSI C63.10-2020, section 11.10, Maximum power spectral density level in the fundamental emission

6.1. EUT Operation

Operating Environment:	
Test mode:	1: 802.11b mode: Keep the EUT in 802.11b transmitting mode. 2: 802.11g mode: Keep the EUT in 802.11g transmitting mode. 3: 802.11n(HT20) mode: Keep the EUT in 802.11n(HT20) transmitting mode.

6.2. Test Setup



6.3. Test Data

Temperature:	25.3 °C	Humidity:	48 %	Atmospheric Pressure:	101 kPa
--------------	---------	-----------	------	-----------------------	---------

Please Refer to Appendix for Details.



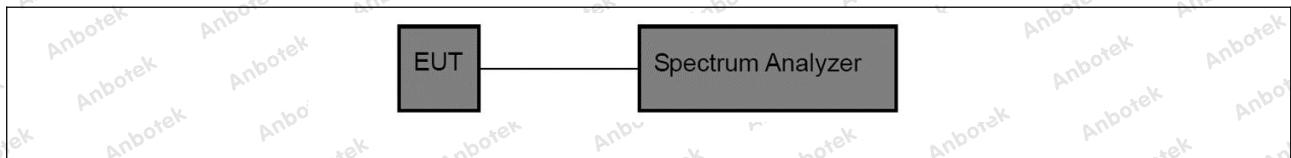
7. Emissions in non-restricted frequency bands

Test Requirement:	47 CFR 15.247(d), 15.209, 15.205
Test Limit:	Refer to 47 CFR 15.247(d), In any 100 kHz bandwidth outside the frequency band in which the spread spectrum or digitally modulated intentional radiator is operating, the radio frequency power that is produced by the intentional radiator shall be at least 20 dB below that in the 100 kHz bandwidth within the band that contains the highest level of the desired power, based on either an RF conducted or a radiated measurement, provided the transmitter demonstrates compliance with the peak conducted power limits. If the transmitter complies with the conducted power limits based on the use of RMS averaging over a time interval, as permitted under paragraph (b)(3) of this section, the attenuation required under this paragraph shall be 30 dB instead of 20 dB. Attenuation below the general limits specified in § 15.209(a) is not required.
Test Method:	ANSI C63.10-2020 section 11.11 KDB 558074 D01 15.247 Meas Guidance v05r02
Procedure:	ANSI C63.10-2020 Section 11.11.1, Section 11.11.2, Section 11.11.3

7.1. EUT Operation

Operating Environment:	
Test mode:	1: 802.11b mode: Keep the EUT in 802.11b transmitting mode. 2: 802.11g mode: Keep the EUT in 802.11g transmitting mode. 3: 802.11n(HT20) mode: Keep the EUT in 802.11n(HT20) transmitting mode.

7.2. Test Setup



7.3. Test Data

Temperature:	25.3 °C	Humidity:	48 %	Atmospheric Pressure:	101 kPa
--------------	---------	-----------	------	-----------------------	---------

Please Refer to Appendix for Details.



8. Band edge emissions (Radiated)

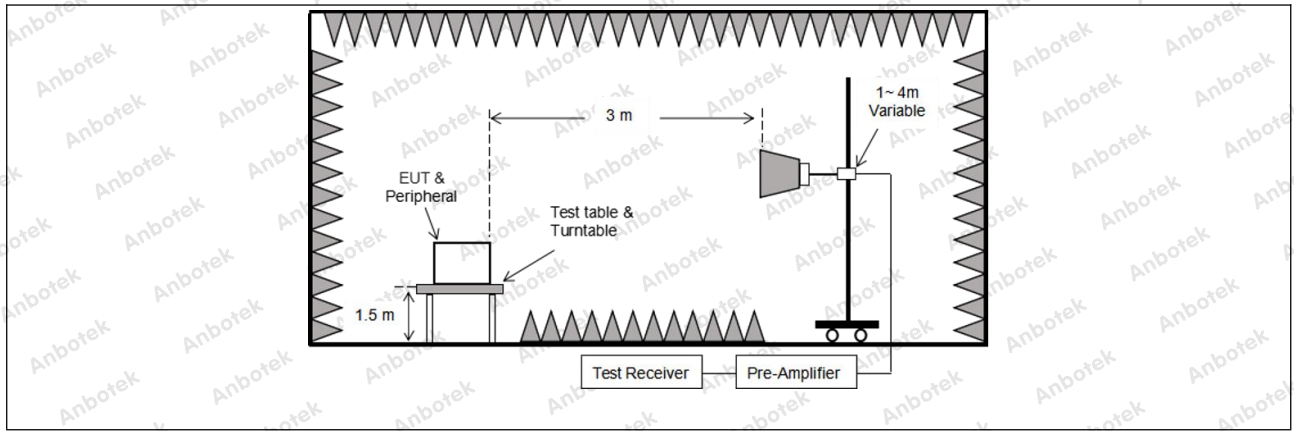
Test Requirement:	Refer to 47 CFR 15.247(d), In addition, radiated emissions which fall in the restricted bands, as defined in § 15.205(a), must also comply with the radiated emission limits specified in § 15.209(a)(see § 15.205(c)).		
Test Limit:	Frequency (MHz)	Field strength (microvolts/meter)	Measurement distance (meters)
	0.009-0.490	2400/F(kHz)	300
	0.490-1.705	24000/F(kHz)	30
	1.705-30.0	30	30
	30-88	100 **	3
	88-216	150 **	3
	216-960	200 **	3
	Above 960	500	3
	<p>** Except as provided in paragraph (g), fundamental emissions from intentional radiators operating under this section shall not be located in the frequency bands 54-72 MHz, 76-88 MHz, 174-216 MHz or 470-806 MHz. However, operation within these frequency bands is permitted under other sections of this part, e.g., §§ 15.231 and 15.241.</p> <p>In the emission table above, the tighter limit applies at the band edges.</p> <p>The emission limits shown in the above table are based on measurements employing a CISPR quasi-peak detector except for the frequency bands 9–90 kHz, 110–490 kHz and above 1000 MHz. Radiated emission limits in these three bands are based on measurements employing an average detector.</p>		
Test Method:	ANSI C63.10-2020 section 6.10 KDB 558074 D01 15.247 Meas Guidance v05r02		
Procedure:	ANSI C63.10-2020 section 6.10.5.2		

8.1. EUT Operation

Operating Environment:	
Test mode:	<p>1: 802.11b mode: Keep the EUT in 802.11b transmitting mode.</p> <p>2: 802.11g mode: Keep the EUT in 802.11g transmitting mode.</p> <p>3: 802.11n(HT20) mode: Keep the EUT in 802.11n(HT20) transmitting mode.</p>



8.2. Test Setup



Shenzhen Anbotek Compliance Laboratory Limited

Address: 1/F., Building D, Sogood Science and Technology Park, Sanwei Community, Hangcheng Street, Bao'an District, Shenzhen, Guangdong, China.
Tel: (86)0755-26066440 Fax: (86)0755-26014772 Email: service@anbotek.com



Hotline
400-003-0500
www.anbotek.com.cn



8.3. Test Data

Temperature:	25.3 °C	Humidity:	48 %	Atmospheric Pressure:	101 kPa
--------------	---------	-----------	------	-----------------------	---------

TM1 / CH: L						
Peak value:						
Frequency (MHz)	Reading (dBuV)	Factor (dB/m)	Result (dBuV/m)	Limit Line (dBuV/m)	Over Limit (dB)	Polarization
2310.00	38.91	9.58	48.49	74.00	-25.51	Horizontal
2390.00	40.98	9.73	50.71	74.00	-23.29	Horizontal
2310.00	40.32	9.58	49.90	74.00	-24.10	Vertical
2390.00	46.68	9.73	56.41	74.00	-17.59	Vertical
Average value:						
Frequency (MHz)	Reading (dBuV)	Factor (dB/m)	Result (dBuV/m)	Limit Line (dBuV/m)	Over Limit (dB)	Polarization
2310.00	29.57	9.58	39.15	54.00	-14.85	Horizontal
2390.00	36.83	9.73	46.56	54.00	-7.44	Horizontal
2310.00	30.59	9.58	40.17	54.00	-13.83	Vertical
2390.00	39.20	9.73	48.93	54.00	-5.07	Vertical

TM1 / CH: H						
Peak value:						
Frequency (MHz)	Reading (dBuV)	Factor (dB/m)	Result (dBuV/m)	Limit Line (dBuV/m)	Over Limit (dB)	Polarization
2483.50	46.67	9.91	56.58	74.00	-17.42	Horizontal
2500.00	41.02	9.94	50.96	74.00	-23.04	Horizontal
2483.50	47.03	9.91	56.94	74.00	-17.06	Vertical
2500.00	40.73	9.94	50.67	74.00	-23.33	Vertical
Average value:						
Frequency (MHz)	Reading (dBuV)	Factor (dB/m)	Result (dBuV/m)	Limit Line (dBuV/m)	Over Limit (dB)	Polarization
2483.50	38.10	9.91	48.01	54.00	-5.99	Horizontal
2500.00	30.08	9.94	40.02	54.00	-13.98	Horizontal
2483.50	39.88	9.91	49.79	54.00	-4.21	Vertical
2500.00	30.31	9.94	40.25	54.00	-13.75	Vertical

Remark: 1. Result=Reading + Factor

Shenzhen Anbotek Compliance Laboratory Limited

Address: 1/F., Building D, Sogood Science and Technology Park, Sanwei Community, Hangcheng Street, Bao'an District, Shenzhen, Guangdong, China.
 Tel: (86)0755-26066440 Fax: (86)0755-26014772 Email: service@anbotek.com



Hotline
 400-003-0500
www.anbotek.com.cn



TM2 / CH: L						
Peak value:						
Frequency (MHz)	Reading (dBUV)	Factor (dB/m)	Result (dBUV/m)	Limit Line (dBUV/m)	Over Limit (dB)	Polarization
2310.00	37.52	9.58	47.10	74.00	-26.90	Horizontal
2390.00	41.45	9.73	51.18	74.00	-22.82	Horizontal
2310.00	40.10	9.58	49.68	74.00	-24.32	Vertical
2390.00	44.01	9.73	53.74	74.00	-20.26	Vertical
Average value:						
Frequency (MHz)	Reading (dBUV)	Factor (dB/m)	Result (dBUV/m)	Limit Line (dBUV/m)	Over Limit (dB)	Polarization
2310.00	30.32	9.58	39.90	54.00	-14.10	Horizontal
2390.00	37.04	9.73	46.77	54.00	-7.23	Horizontal
2310.00	30.98	9.58	40.56	54.00	-13.44	Vertical
2390.00	36.47	9.73	46.20	54.00	-7.80	Vertical

TM2 / CH: H						
Peak value:						
Frequency (MHz)	Reading (dBUV)	Factor (dB/m)	Result (dBUV/m)	Limit Line (dBUV/m)	Over Limit (dB)	Polarization
2483.50	46.71	9.91	56.62	74.00	-17.38	Horizontal
2500.00	41.10	9.94	51.04	74.00	-22.96	Horizontal
2483.50	46.86	9.91	56.77	74.00	-17.23	Vertical
2500.00	40.68	9.94	50.62	74.00	-23.38	Vertical
Average value:						
Frequency (MHz)	Reading (dBUV)	Factor (dB/m)	Result (dBUV/m)	Limit Line (dBUV/m)	Over Limit (dB)	Polarization
2483.50	36.27	9.91	46.18	54.00	-7.82	Horizontal
2500.00	29.18	9.94	39.12	54.00	-14.88	Horizontal
2483.50	38.83	9.91	48.74	54.00	-5.26	Vertical
2500.00	29.84	9.94	39.78	54.00	-14.22	Vertical

Remark: 1. Result=Reading + Factor

Shenzhen Anbotek Compliance Laboratory Limited

Address: 1/F., Building D, Sogood Science and Technology Park, Sanwei Community, Hangcheng Street, Bao'an District, Shenzhen, Guangdong, China.
 Tel: (86)0755-26066440 Fax: (86)0755-26014772 Email: service@anbotek.com

Hotline
 400-003-0500
 www.anbotek.com.cn



TM3 / CH: L						
Peak value:						
Frequency (MHz)	Reading (dBuV)	Factor (dB/m)	Result (dBuV/m)	Limit Line (dBuV/m)	Over Limit (dB)	Polarization
2310.00	35.52	9.58	45.10	74.00	-28.90	Horizontal
2390.00	39.45	9.73	49.18	74.00	-24.82	Horizontal
2310.00	39.10	9.58	48.68	74.00	-25.32	Vertical
2390.00	42.01	9.73	51.74	74.00	-22.26	Vertical
Average value:						
Frequency (MHz)	Reading (dBuV)	Factor (dB/m)	Result (dBuV/m)	Limit Line (dBuV/m)	Over Limit (dB)	Polarization
2310.00	29.00	9.58	38.58	54.00	-15.42	Horizontal
2390.00	34.44	9.73	44.17	54.00	-9.83	Horizontal
2310.00	28.59	9.58	38.17	54.00	-15.83	Vertical
2390.00	34.47	9.73	44.20	54.00	-9.80	Vertical

TM3 / CH: H						
Peak value:						
Frequency (MHz)	Reading (dBuV)	Factor (dB/m)	Result (dBuV/m)	Limit Line (dBuV/m)	Over Limit (dB)	Polarization
2483.50	44.44	9.91	54.35	74.00	-19.65	Horizontal
2500.00	39.02	9.94	48.96	74.00	-25.04	Horizontal
2483.50	46.03	9.91	55.94	74.00	-18.06	Vertical
2500.00	40.73	9.94	50.67	74.00	-23.33	Vertical
Average value:						
Frequency (MHz)	Reading (dBuV)	Factor (dB/m)	Result (dBuV/m)	Limit Line (dBuV/m)	Over Limit (dB)	Polarization
2483.50	34.25	9.91	44.16	54.00	-9.84	Horizontal
2500.00	29.33	9.94	39.27	54.00	-14.73	Horizontal
2483.50	35.65	9.91	45.56	54.00	-8.44	Vertical
2500.00	29.98	9.94	39.92	54.00	-14.08	Vertical

Remark: 1. Result=Reading + Factor

Shenzhen Anbotek Compliance Laboratory Limited

Address: 1/F., Building D, Sogood Science and Technology Park, Sanwei Community, Hangcheng Street, Bao'an District, Shenzhen, Guangdong, China.
 Tel: (86)0755-26066440 Fax: (86)0755-26014772 Email: service@anbotek.com



Hotline
 400-003-0500
www.anbotek.com.cn



9. Emissions in frequency bands (below 1GHz)

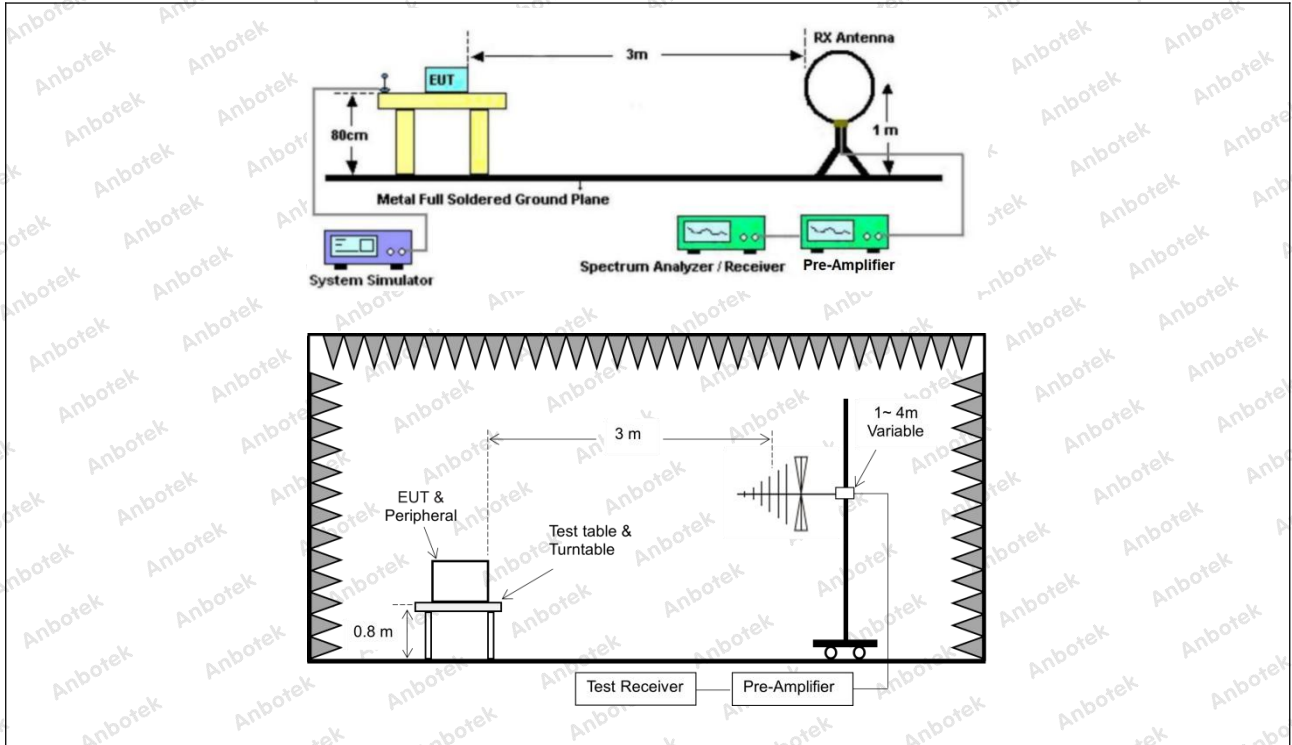
Test Requirement:	Refer to 47 CFR 15.247(d), In addition, radiated emissions which fall in the restricted bands, as defined in § 15.205(a), must also comply with the radiated emission limits specified in § 15.209(a)(see § 15.205(c)).		
Test Limit:	Frequency (MHz)	Field strength (microvolts/meter)	Measurement distance (meters)
	0.009-0.490	2400/F(kHz)	300
	0.490-1.705	24000/F(kHz)	30
	1.705-30.0	30	30
	30-88	100 **	3
	88-216	150 **	3
	216-960	200 **	3
	Above 960	500	3
	<p>** Except as provided in paragraph (g), fundamental emissions from intentional radiators operating under this section shall not be located in the frequency bands 54-72 MHz, 76-88 MHz, 174-216 MHz or 470-806 MHz. However, operation within these frequency bands is permitted under other sections of this part, e.g., §§ 15.231 and 15.241.</p> <p>In the emission table above, the tighter limit applies at the band edges.</p> <p>The emission limits shown in the above table are based on measurements employing a CISPR quasi-peak detector except for the frequency bands 9–90 kHz, 110–490 kHz and above 1000 MHz. Radiated emission limits in these three bands are based on measurements employing an average detector.</p>		
Test Method:	ANSI C63.10-2020 section 6.6.4 KDB 558074 D01 15.247 Meas Guidance v05r02		
Procedure:	ANSI C63.10-2020 section 6.6.4		

9.1. EUT Operation

Operating Environment:	
Test mode:	<p>1: 802.11b mode: Keep the EUT in 802.11b transmitting mode.</p> <p>2: 802.11g mode: Keep the EUT in 802.11g transmitting mode.</p> <p>3: 802.11n(HT20) mode: Keep the EUT in 802.11n(HT20) transmitting mode.</p>



9.2. Test Setup



9.3. Test Data

The test results of 9kHz-30MHz was attenuated more than 20dB below the permissible limits, so the results don't record in the report.

Temperature:	23.5 °C	Humidity:	49 %	Atmospheric Pressure:	101 kPa
Test Model:	H6063A				

TM1 / Polarization: Horizontal / Band: 2400-2483.5 MHz / BW: 20 / CH: M



No.	Freq. (MHz)	Reading (dBuV)	Factor ()	Result (dBuV/m)	Limit (dBuV/m)	Over Limit (dB)	Detector	Height (cm)	degree (deg)	Remark
1	56.3948	44.82	-17.51	27.31	40.00	-12.69	QP			
2	74.1351	55.40	-21.67	33.73	40.00	-6.27	QP			
3	144.3348	59.77	-21.25	38.52	43.50	-4.98	QP			
4	289.0021	54.27	-15.11	39.16	46.00	-6.84	QP			
5	578.6699	45.81	-8.75	37.06	46.00	-8.94	QP			
6	651.9417	47.12	-7.81	39.31	46.00	-6.69	QP			



Temperature:	23.5 °C	Humidity:	49 %	Atmospheric Pressure:	101 kPa
Test Model:	H6063A				

TM1 / Polarization: Vertical / Band: 2400-2483.5 MHz / BW: 20 / CH: M



No.	Freq. (MHz)	Reading (dBuV)	Factor ()	Result (dBuV/m)	Limit (dBuV/m)	Over Limit (dB)	Detector	Height (cm)	degree (deg)	Remark
1	30.4237	53.85	-18.04	35.81	40.00	-4.19	QP			
2	37.2854	51.82	-17.49	34.33	40.00	-5.67	QP			
3	74.1350	52.26	-21.67	30.59	40.00	-9.41	QP			
4	135.5062	56.49	-21.11	35.38	43.50	-8.12	QP			
5	289.0020	44.01	-15.11	28.90	46.00	-17.10	QP			
6	603.5392	47.32	-8.23	39.09	46.00	-6.91	QP			

Note: Only record the worst data in the report.



Temperature:	23.5 °C	Humidity:	49 %	Atmospheric Pressure:	101 kPa
Test Model:	H6063B				

TM1 / Polarization: Horizontal / Band: 2400-2483.5 MHz / BW: 20 / CH: M



No.	Freq. (MHz)	Reading (dBuV)	Factor ()	Result (dBuV/m)	Limit (dBuV/m)	Over Limit (dB)	Detector	Height (cm)	degree (deg)	Remark
1	73.6170	52.14	-21.67	30.47	40.00	-9.53	QP			
2	144.3348	56.73	-21.25	35.48	43.50	-8.02	QP			
3	216.7828	48.53	-17.47	31.06	46.00	-14.94	QP			
4	361.7139	44.96	-13.34	31.62	46.00	-14.38	QP			
5	455.9058	47.51	-11.38	36.13	46.00	-9.87	QP			
6	603.5392	44.92	-8.23	36.69	46.00	-9.31	QP			

Shenzhen Anbotek Compliance Laboratory Limited

Address: 1/F., Building D, Sogood Science and Technology Park, Sanwei Community, Hangcheng Street, Bao'an District, Shenzhen, Guangdong, China.
 Tel: (86)0755-26066440 Fax: (86)0755-26014772 Email: service@anbotek.com

Hotline 400-003-0500
 www.anbotek.com.cn



Temperature:	23.5 °C	Humidity:	49 %	Atmospheric Pressure:	101 kPa
Test Model:	H6063B				

TM1 / Polarization: Vertical / Band: 2400-2483.5 MHz / BW: 20 / CH: M



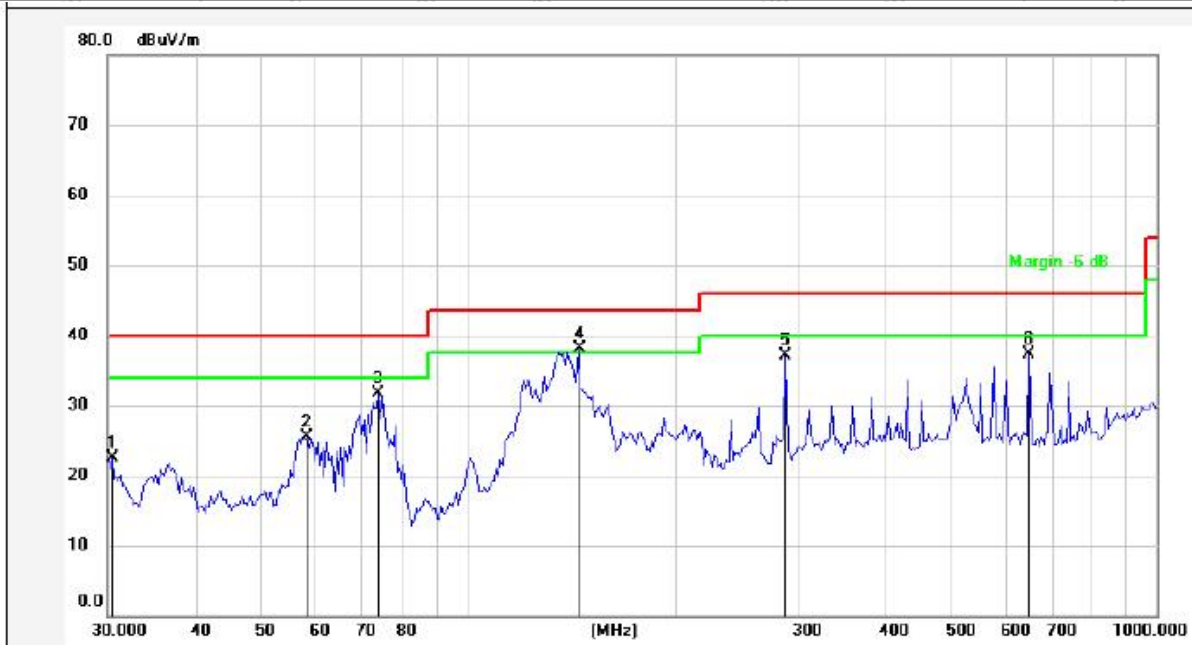
No.	Freq. (MHz)	Reading (dBuV)	Factor ()	Result (dBuV/m)	Limit (dBuV/m)	Over Limit (dB)	Detector	Height (cm)	degree (deg)	Remark
1	58.6874	43.15	-17.63	25.52	40.00	-14.48	QP			
2	140.3421	59.07	-21.35	37.72	43.50	-5.78	QP			
3	216.7828	50.74	-17.47	33.27	46.00	-12.73	QP			
4	455.9058	47.18	-11.38	35.80	46.00	-10.20	QP			
5	603.5392	44.33	-8.23	36.10	46.00	-9.90	QP			
6	699.3046	44.69	-7.40	37.29	46.00	-8.71	QP			

Note: Only record the worst data in the report.



Temperature:	23.5 °C	Humidity:	49 %	Atmospheric Pressure:	101 kPa
Test Model:	H6063C				

TM1 / Polarization: Horizontal / Band: 2400-2483.5 MHz / BW: 20 / CH: M



No.	Freq. (MHz)	Reading (dBuV)	Factor ()	Result (dBuV/m)	Limit (dBuV/m)	Over Limit (dB)	Detector	Height (cm)	degree (deg)	Remark
1	30.4237	40.57	-18.04	22.53	40.00	-17.47	QP			
2	58.4074	43.13	-17.61	25.52	40.00	-14.48	QP			
3	74.1350	53.40	-21.67	31.73	40.00	-8.27	QP			
4	144.3348	59.42	-21.25	38.17	43.50	-5.33	QP			
5	289.0020	52.27	-15.11	37.16	46.00	-8.84	QP			
6	651.9415	45.12	-7.81	37.31	46.00	-8.69	QP			

Shenzhen Anbotek Compliance Laboratory Limited

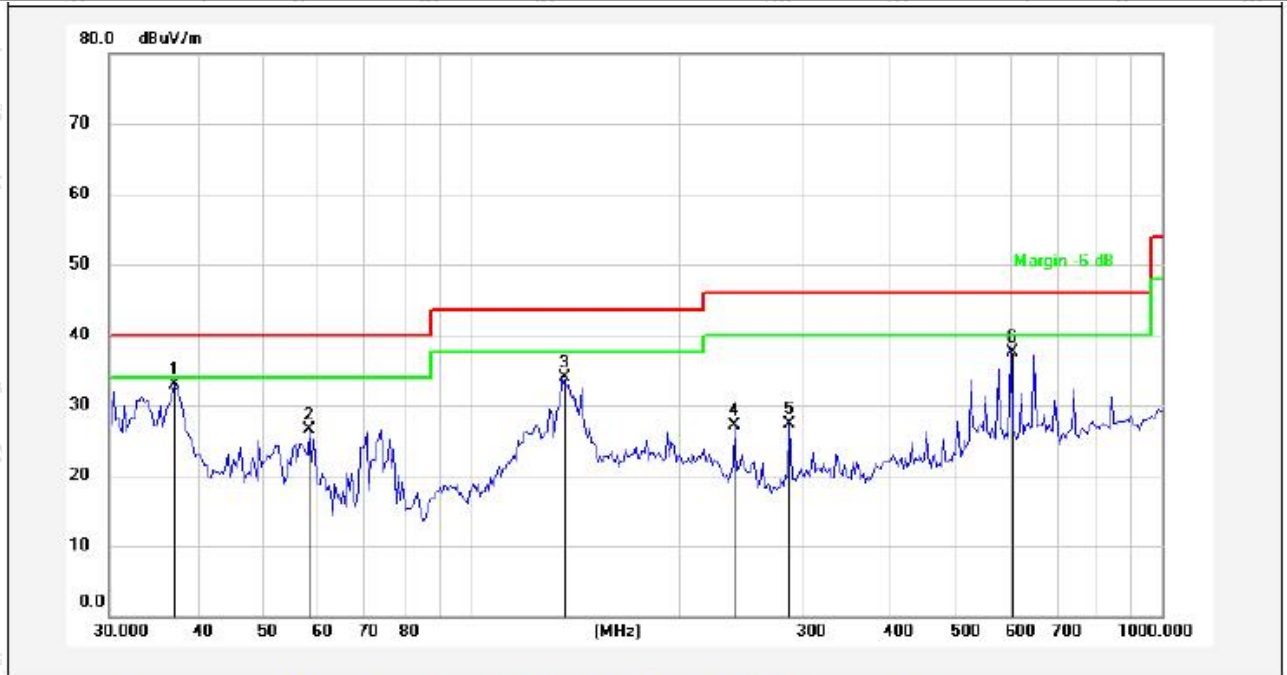
Address: 1/F., Building D, Sogood Science and Technology Park, Sanwei Community, Hangcheng Street, Bao'an District, Shenzhen, Guangdong, China.
 Tel: (86)0755-26066440 Fax: (86)0755-26014772 Email: service@anbotek.com

Hotline 400-003-0500
 www.anbotek.com.cn



Temperature:	23.5 °C	Humidity:	49 %	Atmospheric Pressure:	101 kPa
Test Model:	H6063C				

TM1 / Polarization: Vertical / Band: 2400-2483.5 MHz / BW: 20 / CH: M



No.	Freq. (MHz)	Reading (dBuV)	Factor ()	Result (dBuV/m)	Limit (dBuV/m)	Over Limit (dB)	Detector	Height (cm)	degree (deg)	Remark
1	37.2854	50.32	-17.49	32.83	40.00	-7.17	QP			
2	58.4074	44.09	-17.61	26.48	40.00	-13.52	QP			
3	135.5062	54.99	-21.11	33.88	43.50	-9.62	QP			
4	240.8300	43.57	-16.46	27.11	46.00	-18.89	QP			
5	289.0020	42.51	-15.11	27.40	46.00	-18.60	QP			
6	603.5392	45.82	-8.23	37.59	46.00	-8.41	QP			

Note: Only record the worst data in the report.



10. Emissions in frequency bands (above 1GHz)

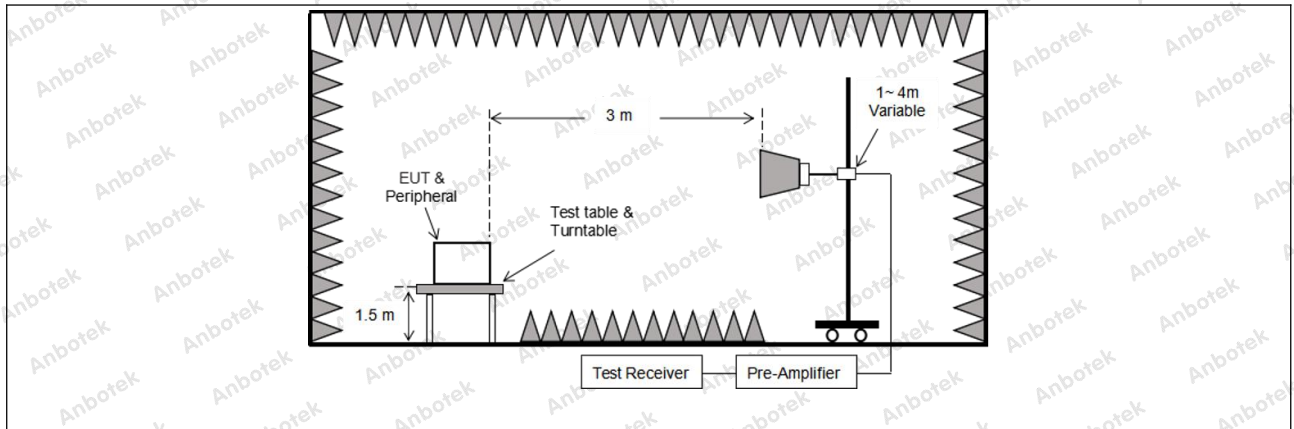
Test Requirement:	In addition, radiated emissions which fall in the restricted bands, as defined in § 15.205(a), must also comply with the radiated emission limits specified in § 15.209(a)(see § 15.205(c)).		
Test Limit:	Frequency (MHz)	Field strength (microvolts/meter)	Measurement distance (meters)
	0.009-0.490	2400/F(kHz)	300
	0.490-1.705	24000/F(kHz)	30
	1.705-30.0	30	30
	30-88	100 **	3
	88-216	150 **	3
	216-960	200 **	3
	Above 960	500	3
	<p>** Except as provided in paragraph (g), fundamental emissions from intentional radiators operating under this section shall not be located in the frequency bands 54-72 MHz, 76-88 MHz, 174-216 MHz or 470-806 MHz. However, operation within these frequency bands is permitted under other sections of this part, e.g., §§ 15.231 and 15.241.</p> <p>In the emission table above, the tighter limit applies at the band edges.</p> <p>The emission limits shown in the above table are based on measurements employing a CISPR quasi-peak detector except for the frequency bands 9–90 kHz, 110–490 kHz and above 1000 MHz. Radiated emission limits in these three bands are based on measurements employing an average detector.</p>		
Test Method:	ANSI C63.10-2020 section 6.6.4 KDB 558074 D01 15.247 Meas Guidance v05r02		
Procedure:	ANSI C63.10-2020 section 6.6.4		

10.1. EUT Operation

Operating Environment:	
Test mode:	<p>1: 802.11b mode: Keep the EUT in 802.11b transmitting mode.</p> <p>2: 802.11g mode: Keep the EUT in 802.11g transmitting mode.</p> <p>3: 802.11n(HT20) mode: Keep the EUT in 802.11n(HT20) transmitting mode.</p>



10.2. Test Setup



Shenzhen Anbotek Compliance Laboratory Limited

Address: 1/F., Building D, Sogood Science and Technology Park, Sanwei Community, Hangcheng Street, Bao'an District, Shenzhen, Guangdong, China.
Tel: (86)0755-26066440 Fax: (86)0755-26014772 Email: service@anbotek.com



Hotline
400-003-0500
www.anbotek.com.cn



10.3. Test Data

Temperature:	25.3 °C	Humidity:	48 %	Atmospheric Pressure:	101 kPa
--------------	---------	-----------	------	-----------------------	---------

TM1 / CH: L						
Peak value:						
Frequency (MHz)	Reading (dBuV)	Factor (dB/m)	Result (dBuV/m)	Limit Line (dBuV/m)	Over Limit (dB)	polarization
4824.00	28.30	15.31	43.61	74.00	-30.39	Vertical
7236.00	29.84	18.06	47.90	74.00	-26.10	Vertical
9648.00	29.75	23.77	53.52	74.00	-20.48	Vertical
12060.00	*			74.00		Vertical
14472.00	*			74.00		Vertical
4824.00	27.73	15.31	43.04	74.00	-30.96	Horizontal
7236.00	30.05	18.06	48.11	74.00	-25.89	Horizontal
9648.00	28.13	23.77	51.90	74.00	-22.10	Horizontal
12060.00	*			74.00		Horizontal
14472.00	*			74.00		Horizontal
Average value:						
Frequency (MHz)	Reading (dBuV)	Factor (dB/m)	Result (dBuV/m)	Limit Line (dBuV/m)	Over Limit (dB)	polarization
4824.00	20.32	15.31	35.63	54.00	-18.37	Vertical
7236.00	21.62	18.06	39.68	54.00	-14.32	Vertical
9648.00	21.65	23.77	45.42	54.00	-8.58	Vertical
12060.00	*			54.00		Vertical
14472.00	*			54.00		Vertical
4824.00	20.24	15.31	35.55	54.00	-18.45	Horizontal
7236.00	22.62	18.06	40.68	54.00	-13.32	Horizontal
9648.00	19.87	23.77	43.64	54.00	-10.36	Horizontal
12060.00	*			54.00		Horizontal
14472.00	*			54.00		Horizontal

Shenzhen Anbotek Compliance Laboratory Limited

Address: 1/F., Building D, Sogood Science and Technology Park, Sanwei Community, Hangcheng Street, Bao'an District, Shenzhen, Guangdong, China.
 Tel: (86)0755-26066440 Fax: (86)0755-26014772 Email: service@anbotek.com

Hotline 400-003-0500
 www.anbotek.com.cn



TM1 / CH: M						
Peak value:						
Frequency (MHz)	Reading (dBuV)	Factor (dB/m)	Result (dBuV/m)	Limit Line (dBuV/m)	Over Limit (dB)	polarization
4874.00	28.25	15.41	43.66	74.00	-30.34	Vertical
7311.00	28.19	18.01	46.20	74.00	-27.80	Vertical
9748.00	29.69	23.79	53.48	74.00	-20.52	Vertical
12185.00	*			74.00		Vertical
14622.00	*			74.00		Vertical
4874.00	27.53	15.41	42.94	74.00	-31.06	Horizontal
7311.00	28.97	18.01	46.98	74.00	-27.02	Horizontal
9748.00	28.43	23.79	52.22	74.00	-21.78	Horizontal
12185.00	*			74.00		Horizontal
14622.00	*			74.00		Horizontal
Average value:						
Frequency (MHz)	Reading (dBuV)	Factor (dB/m)	Result (dBuV/m)	Limit Line (dBuV/m)	Over Limit (dB)	polarization
4874.00	19.07	15.41	34.48	54.00	-19.52	Vertical
7311.00	19.09	18.01	37.10	54.00	-16.90	Vertical
9748.00	19.94	23.79	43.73	54.00	-10.27	Vertical
12185.00	*			54.00		Vertical
14622.00	*			54.00		Vertical
4874.00	18.63	15.41	34.04	54.00	-19.96	Horizontal
7311.00	19.05	18.01	37.06	54.00	-16.94	Horizontal
9748.00	19.14	23.79	42.93	54.00	-11.07	Horizontal
12185.00	*			54.00		Horizontal
14622.00	*			54.00		Horizontal

Shenzhen Anbotek Compliance Laboratory Limited

Address: 1/F., Building D, Sogood Science and Technology Park, Sanwei Community, Hangcheng Street, Bao'an District, Shenzhen, Guangdong, China.
 Tel: (86)0755-26066440 Fax: (86)0755-26014772 Email: service@anbotek.com

Hotline 400-003-0500
 www.anbotek.com.cn



TM1 / CH: H						
Peak value:						
Frequency (MHz)	Reading (dBuV)	Factor (dB/m)	Result (dBuV/m)	Limit Line (dBuV/m)	Over Limit (dB)	polarization
4924.00	28.11	15.51	43.62	74.00	-30.38	Vertical
7386.00	28.13	17.97	46.10	74.00	-27.90	Vertical
9848.00	29.13	23.82	52.95	74.00	-21.05	Vertical
12310.00	*			74.00		Vertical
14772.00	*			74.00		Vertical
4924.00	28.19	15.51	43.70	74.00	-30.30	Horizontal
7386.00	29.32	17.97	47.29	74.00	-26.71	Horizontal
9848.00	28.93	23.82	52.75	74.00	-21.25	Horizontal
12310.00	*			74.00		Horizontal
14772.00	*			74.00		Horizontal
Average value:						
Frequency (MHz)	Reading (dBuV)	Factor (dB/m)	Result (dBuV/m)	Limit Line (dBuV/m)	Over Limit (dB)	polarization
4924.00	18.90	15.51	34.41	54.00	-19.59	Vertical
7386.00	18.53	17.97	36.50	54.00	-17.50	Vertical
9848.00	20.38	23.82	44.20	54.00	-9.80	Vertical
12310.00	*			54.00		Vertical
14772.00	*			54.00		Vertical
4924.00	18.44	15.51	33.95	54.00	-20.05	Horizontal
7386.00	19.43	17.97	37.40	54.00	-16.60	Horizontal
9848.00	19.37	23.82	43.19	54.00	-10.81	Horizontal
12310.00	*			54.00		Horizontal
14772.00	*			54.00		Horizontal

Remark:

1. Result = Reading + Factor
2. "*" means the test results were attenuated more than 20dB below the permissible limits, so the results don't record in the report.
3. Only the worst case is recorded in the report.

Shenzhen Anbotek Compliance Laboratory Limited

Address: 1/F., Building D, Sogood Science and Technology Park, Sanwei Community, Hangcheng Street, Bao'an District, Shenzhen, Guangdong, China.
Tel: (86)0755-26066440 Fax: (86)0755-26014772 Email: service@anbotek.com



Hotline
400-003-0500
www.anbotek.com.cn



APPENDIX I -- TEST SETUP PHOTOGRAPH

Please refer to separated files Appendix I -- Test Setup Photograph_RF

APPENDIX II -- EXTERNAL PHOTOGRAPH

Please refer to separated files Appendix II -- External Photograph

APPENDIX III -- INTERNAL PHOTOGRAPH

Please refer to separated files Appendix III -- Internal Photograph

----- End of Report -----

Shenzhen Anbotek Compliance Laboratory Limited

Address: 1/F., Building D, Sogood Science and Technology Park, Sanwei Community,
Hangcheng Street, Bao'an District, Shenzhen, Guangdong, China.
Tel: (86)0755-26066440 Fax: (86)0755-26014772 Email: service@anbotek.com



Hotline
400-003-0500
www.anbotek.com.cn

