

Safety Instructions

Read and follow the safety instructions below:

- The light bar is not waterproof. Avoid exposing it to splashes or drops of water.
- The working temperature should be between -10 to 40°C (14 to 104°F).
- The internal light source of the light bar cannot be replaced. If damaged, the light bar must be replaced.
- Do not let children install the light bar alone.
- Avoid installing the light bar near heat sources.
- External dimmers cannot be used with the light bar.
- Avoid installing the light bar near potentially dangerous sources (e.g., candles, liquid-filled objects).

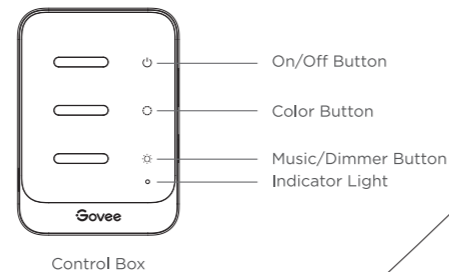
Introduction

Thank you for choosing the Govee TV Light Bar 2. The Govee TV Light Bar 2 provides vibrant, ambient light, ideal for TVs and PC screens. Our smart sound technology can perfectly synchronize sounds emitted from video games or movies to your lights, significantly enriching your visual experience.

What You Get

Light Bar	1
Control Box	1
Adapter	1
Mounting Bracket	2
User Manual	1

At a Glance




On/Off Button	Press to turn On/Off.
Color Button	Press to adjust the color.
Music/Dimmer Button	Press to enter Music mode. Long press to adjust the brightness.
Indicator Light	a. A red light indicates the device is not connected to the network. b. A blue light indicates the device has successfully connected to the network. c. No light indicates that the device is not powered on or might be broken.

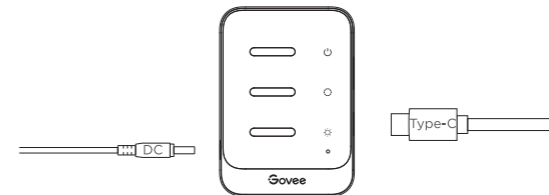
Installing Your Device

- 1 Place the light bar on the table with the silicone pad or mount it to the monitor.

Mounting Bracket



- 2 Connect the Light Bar cable to the control box.
- 3 Power on the adapter and connect it to the control box.
- 4 Installation completed!



Pairing Your Device with the Govee Home App

What You Need:

- A Wi-Fi router supporting the 2.4GHz and 802.11b/g/n bands. 5GHz is not supported.
- 1 Download the Govee Home app from the App Store (iOS devices) or Google Play (Android devices).
 - 2 Turn on the Bluetooth in your smartphone.
 - 3 Open the app, tap "+" icon in the top right corner and search "H6042".
 - 4 Tap the device icon and follow the onscreen instructions to complete pairing.

Specifications

Power Input (Adapter)	AC 100-240V
Power Input (Control Box)	12VDC 2A
Light Displaying Technology	RGBIC
Working Temperature	-10 to 40°C (14 to 104°F)



Govee Home App

For FAQs and more information,
please visit: www.govee.com

Troubleshooting

1. Cannot connect the device to the Govee Home app?

- Ensure the device is powered on.
- Check if the Bluetooth on your smartphone is enabled or try connecting with another smartphone.
- When connecting for the first time, ensure your smartphone is close to the device.
- If you're still experiencing a connection error, delete the connected device from the "My Device" page on the app. Then, reconnect to the Govee Home app, following the instructions provided previously.

2. The device lost connection?

- Ensure the device is powered on.
- Shorten the distance between the device and the router to less than 50 inches, then reconnect.
- If the device continues to lose connection, delete the connected device from the "My Device" page on the app. Then, reconnect to the Govee Home app, following the instructions provided previously.

3. Cannot pair or connect with Alexa or Google Assistant

- Ensure the stability of the Wi-Fi connection.
- Go to the "Device Settings" page and click "User Guide" to follow the instructions to pair the device again.

4. The synchronization effect for Music mode is not working properly

- Ensure the is close to the music source to help the mic pick up sounds better.
- Try switching the mic source to the smartphone.

FCC and ISED Canada Statement

This device complies with Part 15 of the FCC Rules and Industry Canada licence-exempt RSS standard(s). Operation is subject to the following two conditions:

- (1) This device may not cause harmful interference, and
- (2) This device must accept any interference received, including interference that may cause undesired operation.

Warning: Changes or modifications not expressly approved by the party responsible for compliance could void the user's authority to operate the equipment.

Le présent appareil est conforme aux CNR d'Industrie Canada applicables aux appareils radio exempts de licence. L'exploitation est autorisée aux deux conditions suivantes :

- (1) L'appareil nedoit pas produire de brouillage, et
- (2) l'utilisateur de l'appareil doit accepter tout brouillage radioélectrique subi, même si le brouillage est susceptible d'en compromettre le fonctionnement.

NOTE: This equipment has been tested and found to comply with the limits for a Class B digital device, pursuant to Part 15 of the FCC Rules.

These limits are designed to provide reasonable protection against harmful interference in a residential installation. This equipment generates uses and can radiate radio frequency energy and, if not installed and used in accordance with the instructions, may cause harmful interference to radio communications. However, there is no guarantee that interference will not occur in a particular installation. If this equipment does cause harmful interference to radio or television reception, which can be determined by turning the equipment off and on, the user is encouraged to try to correct the interference by one or more of the following measures:

1. Reorient or relocate the receiving antenna.
2. Increase the separation between the equipment and receiver.
3. Connect the equipment into an outlet on a circuit different from that to which the receiver is connected.
4. Consult the dealer or an experienced radio/TV technician for help.

This Class B digital apparatus complies with Canadian ICES-005.
Cet appareil numérique de la classe B est conforme à la norme NMB-005 du Canada.

Responsible party :

Name: GOVEE MOMENTS(US) TRADING LIMITED
Address: 2501 Chatham Rd Suite R Springfield IL 62704
Email: certification@govee.com
Contact information: <https://www.govee.com/support>

FCC and IC Radiation Exposure Statement

This equipment complies with FCC and IC radiation exposure limits set forth for an uncontrolled environment. This equipment should be installed and operated with minimum distance 20cm between the radiator & your body.

Lors de l'utilisation du produit, maintenez une distance de 20 cm du corps afin de vous conformer aux exigences en matière d'exposition RF.

This device uses a non-replaceable light source. When the light source reaches the end of its life cycle, this device should be replaced. Not intended for illumination. Only used for creating ambiance.



FOR INDOOR USE ONLY
POUR UNE UTILISATION EN INTÉRIEUR UNIQUEMENT

The Bluetooth® word mark and logos are registered trademarks owned by Bluetooth SIG, Inc. and any use of such marks by Shenzhen Qianyan Technology LTD is under license.

The trademark Govee have been authorised to Shenzhen Qianyan Technology LTD.
Copyright ©2021 Shenzhen Qianyan Technology LTD.
All Rights Reserved.

Customer Service

🔗 Warranty: 12-Month Limited Warranty

🔍 Support: Lifetime Technical Support

✉ Email: support@govee.com

🌐 Official Website: www.govee.com

📺 @Govee 📷 @govee_official 📺 @govee,official

🐦 @Goveeofficial 📱 @Govee.smarthome



User Manual

Model: H6042
Govee TV Light Bar 2