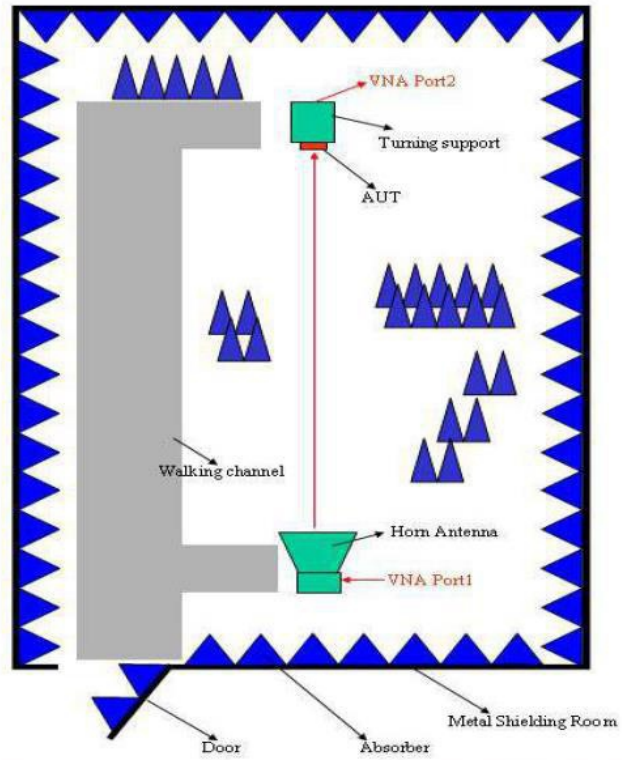


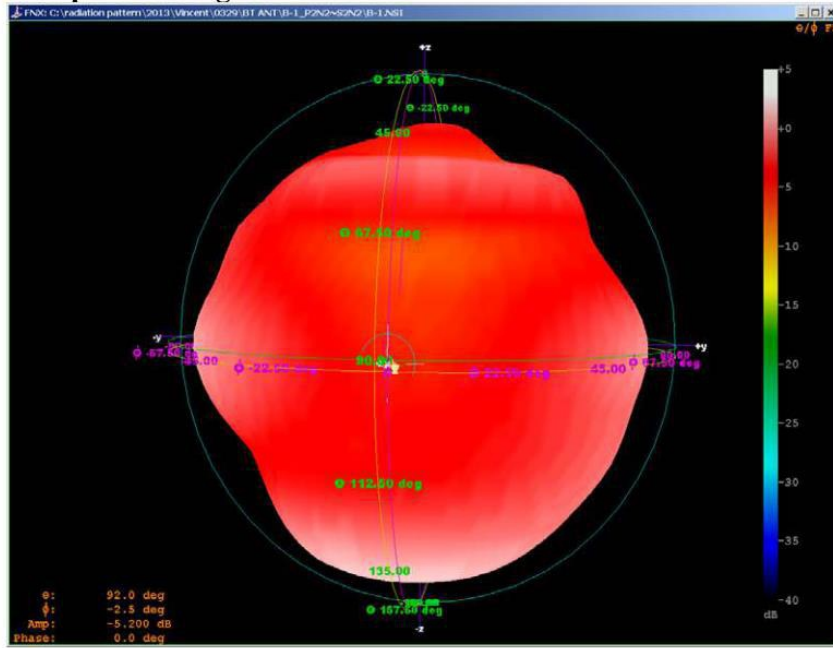
Return Loss



The Environment of Antenna Radiation Pattern

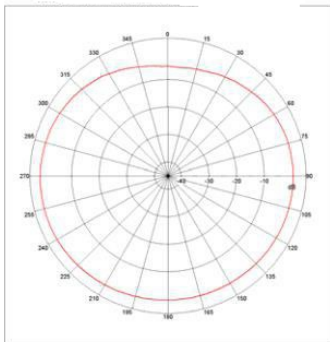


3D radiation pattern diagram



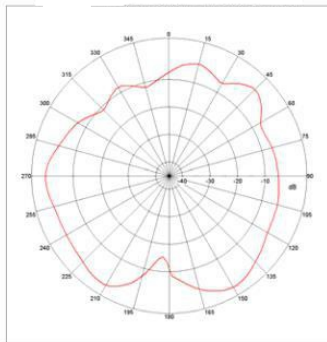
XY-plane

Far-field Power Distribution(H+V) on X-Y Plane
 Plot Peak Gain(H+V) — 1.35dB; Plot Avg Gain(H+V) — -0.48dB; @2.45000GHz



XZ-plane

Far-field Power Distribution(H+V) on X-Z Plane
 Plot Peak Gain(H+V) — 1.68dB; Plot Avg Gain(H+V) — -0.83dB; @2.45000GHz



YZ-plane

Far-field Power Distribution(H+V) on Y-Z Plane
 Plot Peak Gain(H+V) — 1.11dB; Plot Avg Gain(H+V) — -2.99dB; @2.45000GHz

