

You're now the proud owner of a **Standard** keyboard.
 Thanks for being a part of making **Good Things for EVERYONE**

What's Included

These accessories come with every Standard keyboard.



USB-C cable



Alternate & accent
keycaps

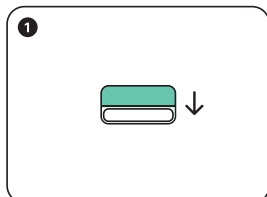


Switch puller



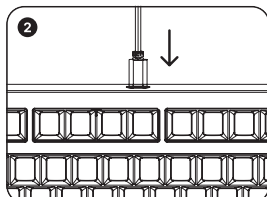
Keycap puller

Connecting Your Keyboard



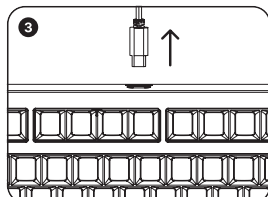
Turning your device on

Turn on the Standard by flipping the switch located on the bottom of the keyboard.



Wired

Connect the Standard using the provided USB-C cable to your device.






Wireless



Press **⌘ + P** to initiate the pairing process. LED 1 will display a blinking white indicator during the pairing process.

Status Indicators




Charging your keyboard

-  **Power On**
Indicator blinks for 1s.
-  **Charging**
Indicator turns off when charging is complete.
-  **Low Battery**
Indicator blinks 5 times.

Connecting your Keyboard


-  **Broadcasting Mode**
Indicator blinks in 0.5s intervals for 3 minutes.
-  **Device Paired**
Indicator blinks for 1s.


Using your Keyboard










-  **Caps Lock**
—
-  **Toggle Win / macOS Layout**
Indicator blinks for 1s.
-  **Switching Devices**
Indicator blinks for 1s.













Windows Hotkeys



Press  with any of these keys:

-  *Decrease Display brightness*
-  *Increase Display brightness*
-  *Swap Ctrl / Caps Lock*
-  *Previous Track*
-  *Play and Pause*
-  *Next Track*
-  *Volume Mute*
-  *Volume Down*
-  *Volume Up*

-  *Print Screen*
-  *Toggle Win Key (hold for 2s)*
-  *Reset Device (hold for 10s)*
-  *Switch to macOS Layout (hold for 2s)*
-  *Initiate Pairing*
-  *Switch to Device 1 (hold for 0.5s)*
-  *Switch to Device 2 (hold for 0.5s)*
-  *Switch to Device 3 (hold for 0.5s)*
-  *Switch to Device 4 (hold for 0.5s)*
-  *Switch to Device 5 (hold for 0.5s)*