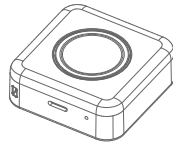


50

72

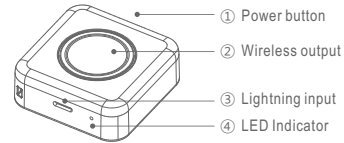
NHCA SURVIE™

User's Manual Cube Watch1000



B001

Product Diagram



Product specifications

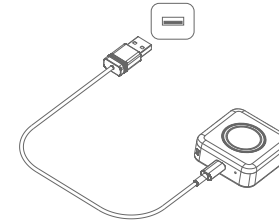
Product Name: Cube Watch1000
Model No.: B001
Capacity: 1200mAh(3.7V/4.44Wh)
Input: 5V 1A
Apple Watch Wireless Charging: 3W
Size: 44.6*44.6*16(H)mm
Weight: 40g

Recharge B001

Charge the product with adapter (5V/1A or above);

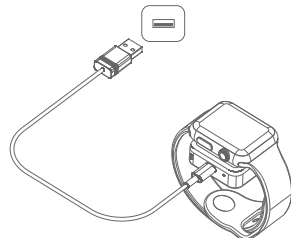
LED Indicator:

- Red Blinking LED Battery Level-0-30%
- Yellow Blinking LED Battery Level 31-70%
- White Blinking LED Battery Level-71-99%
- White Solid LED Battery Level-100%



Pass-through Charging

When charging B001, you don't need to press the power-button to activate charging your watch.



※Please connect to adapter when using the wireless charging function, otherwise the wireless charging function is unavailable.

Charge the watch

Place the watch on the wireless charging area and press the power button to charge the watch. Double-Click the power button to turn off the wireless charging.



Packing list

- iWatch Charger *1
- User Manual *1
- Charging Cable *1
- Key Chain *1
- Warning Card *1

Safety Precautions

- 1.To preserve battery lifespan, use and recharge it once at least every 4month.
2. Please keep the implanted medical device(pacemaker, implantable cochlea, etc.) at least 20cm directly away from the product to avoid potential interference with the medical device.
3. Do not expose to liquids.
4. Do not disassemble.
- 5.Avoid dropping.
- 6.Avoid extreme temperatures.
- 7.The heating caused by wireless charging is a normal phenomenon(the ambient temperature will also affect the heating).

FCC Statement

This device complies with part 15 of the FCC Rules. Operation is subject to the following two conditions: (1) This device may not cause harmful interference, and (2) this device must accept any interference received, including interference that may cause undesired operation.

This equipment has been tested and found to comply with the limits for a Class B digital device, pursuant to part 15 of the FCC Rules. These limits are designed to provide reasonable protection against harmful interference in a residential installation. This equipment generates, uses and can radiate radio frequency energy and, if not installed and used in accordance with the instructions, may cause harmful interference to radio communications. However, there is no guarantee that interference will not occur in a particular installation. If this equipment does cause harmful interference to radio or television reception, which can be determined by turning the equipment off and on, the user is encouraged to try to correct the interference by one or more of the following measures:

- Reorient or relocate the receiving antenna.
- Increase the separation between the equipment and receiver.
- Connect the equipment into an outlet on a circuit different from that to which the receiver is connected.
- Consult the dealer or an experienced radio/TV technician for help.

Caution: Any changes or modifications to this device not explicitly approved by manufacturer could void your authority to operate this equipment.

RF Exposure Information

The device has been evaluated to meet general RF exposure requirement. The device can be used in portable exposure condition without restriction.