

FCC Warning

This device complies with part 15 of the FCC Rules. Operation is subject to the following two conditions:(1) This device may not cause harmful interference, and (2) this device must accept any interference received, including interference that may cause undesired operation.

Any Changes or modifications not expressly approved by the party responsible for compliance could void the user's authority to operate the equipment.

This equipment has been tested and found to comply with the limits for a Class B digital device, pursuant to part 15 of the FCC Rules. These limits are designed to provide reasonable protection against harmful interference in a residential installation.

This equipment generates uses and can radiate radio frequency energy and, if not installed and used in accordance with the instructions, may cause harmful interference to radio communications. However, there is no guarantee that interference will not occur in a particular installation.

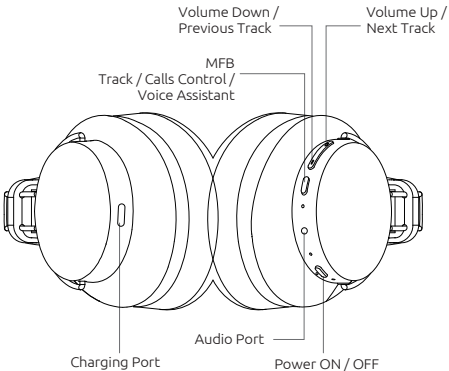
If this equipment does cause harmful interference to radio or television reception, which can be determined by turning the equipment off and on, the user is encouraged to try to correct the interference by one or more of the following measures:

- Reorient or relocate the receiving antenna.
  - Increase the separation between the equipment and receiver.
  - Connect the equipment into an outlet on a circuit different from that to which the receiver is connected.
  - Consult the dealer or an experienced radio/TV technician for help.
- The device has been evaluated to meet general RF exposure requirement. The device can be used in portable exposure condition without restriction.

Designed in France. Made in China.

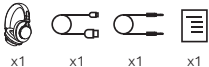


Description:



Content:

- Bluetooth Headphone
- Charging Cable
- Aux-in Cable
- Quick Guide



Product Specification

Bluetooth version: V5.4  
Transmit distance: 10 meter  
Battery: 3.7V / 300 mAh  
Input: DC 5V  
Charging Time: 2 hours  
Playback Time: 30 hours  
Driver Unit: 40mm  
Sensitivity: 100±3 dB  
Impedance: 32 ohm±15%  
Frequency: 20hz-20Khz



Product Operation

1. Bluetooth Pairing:

- For first pairing, press and hold button for 3 seconds to enter into pairing mode, the light will flash in Blue and Red alternatively.
  - Activate the Bluetooth function on your Bluetooth device (phone or music device). Please refer to the manufacturer's instructions for instructions on enabling Bluetooth on your device.
- Once you have activated Bluetooth on your device, select the headphone 'SP072' from the list of available Bluetooth devices.
- When the pairing is successful, Blue light will flash slowly every 5 seconds and your device will show the connected Bluetooth icon.

**Note:** The pairing function can be different from device to device (check the manual of your device) .

2. Power On and Power Off:

Power on – Press and hold button for 3 seconds.  
Power off – Press and hold button for 3 seconds.

3. Bluetooth music play:

- Open the music player, select a song to play, press the MFB to play music and then press again to pause music.
- Play music and short press button to increase the volume, press and hold to change the next song.
- Play music and short press button to decrease the volume, press and hold to change the previous song.

4. Bluetooth phone call:

- Press the MFB to answer an incoming call, press the button again to end the call.
- When the call is coming, press the MFB for 2 seconds to reject the call.

5.Active Voice Assistant


Press and hold MFB for 2 seconds.

Charging

When the Bluetooth headphone is connected with charger (or computer USB port) by charging cable, the headphone will indicate Red light. When the headphone is fully charged, the indicator will be off.

Wireless Headphone

Model: SP072



Quick Guide