

ANNEX A TEST SETUP PHOTOS

PHOTO 1

Photo of Power Line
Conducted Emission
Test




PHOTO 2

Photo of Radiated
Emission Test
(Below 1GHz)





PHOTO 3

Photo of Radiated
Emission Test
(Above 1GHz)



--- End ---