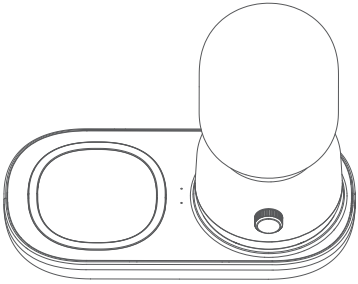



100mm

60mm

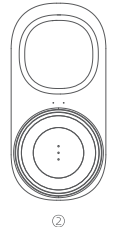


WIRELESS BEDSIDE LAMP


PARTS LIST




①



②



③




④

serial number	①	②	③	④
name	Bedside lamp	Wireless charging	Charging cable	manual
quantity	1	1	1	1


● Please check your accessories and quantity carefully. Please read and understand the instructions carefully before use to avoid misoperation and damage to the lamps.

01


PRODUCT DESCRIPTION



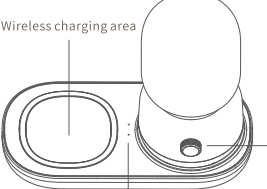
Indicator light




Type-C interface




Type-C interface



Wireless charging area






Knob switch



Wireless charging indicator

02



PRODUCT FUNCTION

1. The lighting part is controlled by the rotary button switch, which can realize stepless dimming. The top clockwise rotation can increase the brightness, and the counterclockwise rotation can reduce the brightness. The adjustable range of brightness is 1% ~ 100%.

2. Charging instructions for lighting part: when the battery voltage is lower than 3.3V, the red light of the indicator light is on for a long time, and when the battery voltage is lower than 2.8V, the light goes out and turns off. During charging, the indicator light is red and flashes in breathing mode. After being fully charged, the indicator light is green for a long time.

3. The function of wireless charging mobile phone is suitable for a variety of mobile phone models. The maximum charging power is 10W, and the maximum charging power of Apple model is 7.5W. At the same time, it is compatible with 5W wireless charging.

4. Wireless charging instructions: the blue light and red light flash alternately and then turn off when the wireless charging base is plugged in. During mobile phone charging, the blue light turns off, the white light breathes, and the blue light turns on and the white light turns off after filling. Both white and blue lights flash during foreign matter inspection.

● Please use 9V 2A for wireless charging and fast charging. The adapter needs to support QC protocol.

03

SAFETY MATTERS

1. If it is not used for a long time, please charge the battery to half full charge.

2. During use, keep away from heat sources and high-pressure places. Do not put this product into fire or water.

3. During use or storage, if the product is found to have high temperature heating, liquid leakage, peculiar smell and other abnormal phenomena, please stop using it immediately.

RF Exposure: A distance of 20 cm shall be maintained between the antenna and users, and the transmitter may not be co-located with any other transmitter or antenna.

04

BASIC PRODUCT PARAMETERS

Product Name: wireless bedside lamp
Product color temperature: yellow light (1800K)
Color rendering index: ≥ 80
Protection grade: IP20
Operating temperature: -20~40℃

Input: 5V=2A
Rated power: 0.5W
Wireless charging power: 10Wmax
Battery parameters: 3.7V=1500mah
Charging time: 2~3H
Endurance time: 11h
Product material: ABS+Al
Lamp light source: LED
Product specification: 210 x 175 x 105 mm
USB cable length: 100 cm

● Warning: the light source of this lamp is irreplaceable. The entire luminaire shall be replaced at the end of the life of the light source. This product is not a toy product. Children cannot use this product alone. There is a battery inside. Improper use is likely to cause risks such as battery fire and explosion.

05

WARRANTY CARD

User information (please fill in the real information, Mingjing Lighting promises that the user information is only used for after-sales service).

Full name _____ Telephone _____

E-mail _____ Postal Code _____

Contact address _____

Product information

name _____ model _____

Color temperature _____ Article number _____

Service required ☐ return goods ☐ replace ☐ repair

Fault phenomenon _____

Acceptance date _____

Signature of maintainer _____

06