

承认书项目表

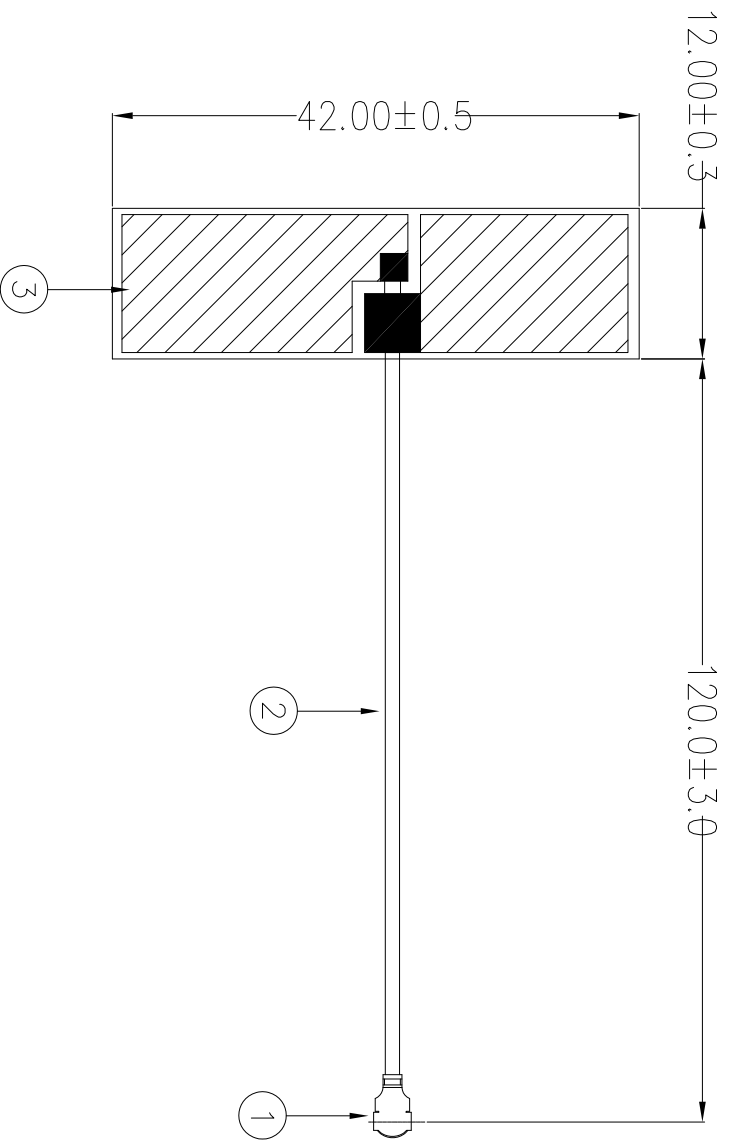
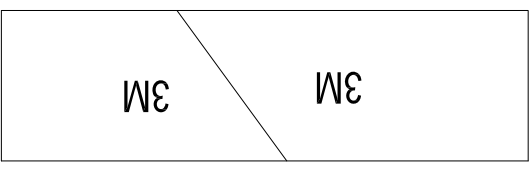
| NO. | 内容 (Contents) | 页数 (Number of Page) | 页码 (Page Code) |
|-----|-----------------------|---------------------------|----------------------|
| 1 | 承认书封面 (Spec Cover) | 1 | 1 |
| 2 | 承认书项目表 (Spec Item) | 1 | 2 |
| 3 | 工程成品图 (Drawing) | 1 | 3 |
| 4 | 电性测试报告 (Test Reports) | 1 | 4 |
| 5 | S参数测试 (S Parameter) | 1 | 5 |
| 6 | 增益测试 (Gain Test) | 1 | 6 |
| 7 | | | |
| 8 | | | |
| 9 | | | |
| 10 | - | - | - |
| 11 | - | - | - |
| 12 | - | - | - |

电性测试报告

Test Reports

| Electrical Properties | |
|------------------------------|---------------------------|
| Frequency | 2.4GHz |
| Impedance | 50 Ohm Nominal |
| V.S.W.R | 1.92 : 1 Max |
| Return Loss | -10 dB Max |
| Radiation | Omni-directional |
| Gain (Peak) | 3dBi |
| Cable Loss | 3.2 dB / m Max @ 2450 MHz |
| Polarization | Linear, Vertical |
| Admitted Power | 1 W |
| Connector | ipex |
| Physical Properties | |
| Antenna Material | FPCB |
| Cable Type | O.D. 1.13mm // 120 mm |
| Operating Temp. | -40 ~ +85 °C |
| Storage Temp. | -40 ~ +85 °C |
| Cable Color | Black |

| SIGN | DATE | DESCRIPTION | APPROVER |
|------|------|-------------|----------|
| △ | | | |
| △ | | | |
| △ | | | |



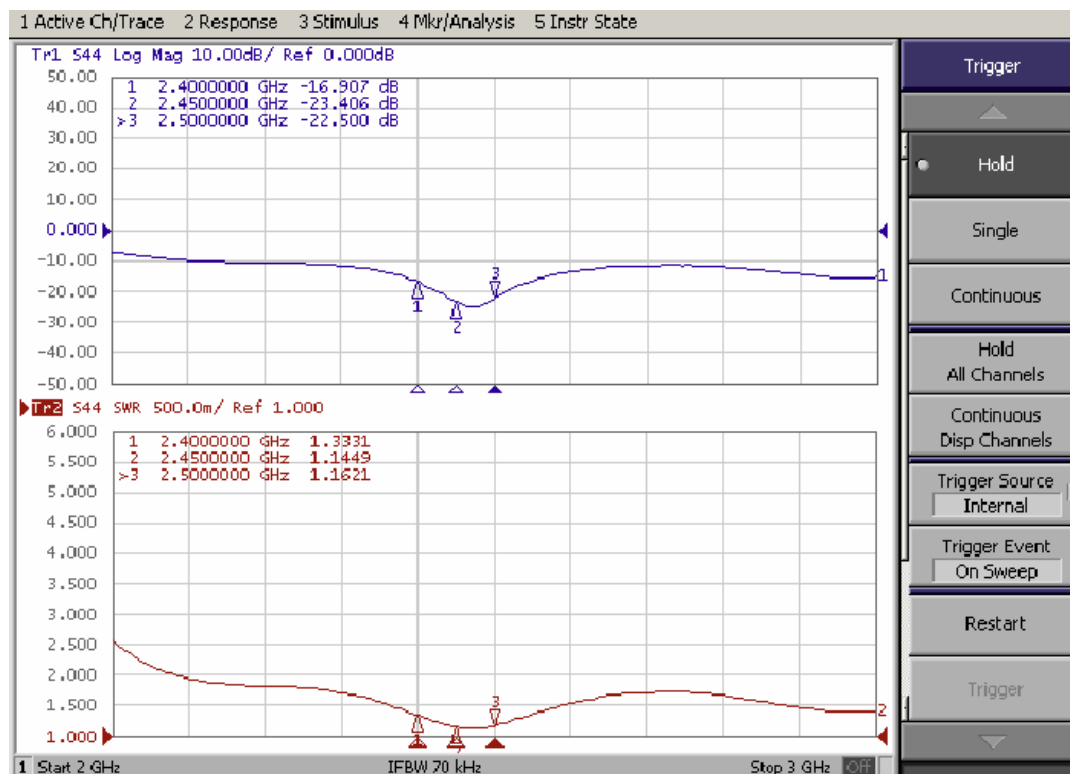
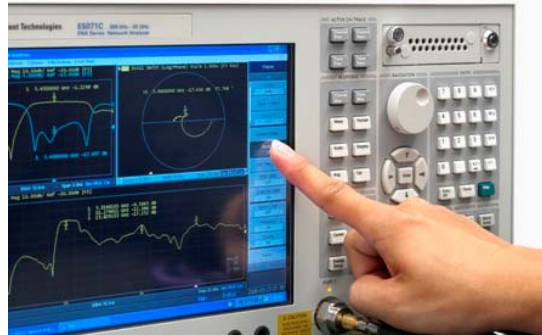
| No. | Part Number | Name | Material | Q'ty |
|-----|-------------|---------------|-------------------------|------|
| 3 | NB030B | FPC | 42*12mm | 1 |
| 2 | R-CB-113B | Coaxial Cable | SHOWA-O.D. 1.13mm Black | 1 |
| 1 | CL-113 | Connector | Mini Connector | 1 |

| | | | | | | | |
|---------------------------|--------------------|------------------|-------------|-------------------------------|-------|--|--|
| TITLE: 2.4GHz Antenna | | | | DWG NAME: NB030-13B-IX130.DWG | | | |
| PART NO.: NB030-13B-IX130 | | | | | | | |
| APPROVED BY | CHECKED BY | DESIGNED BY | Tolerance | | | | |
| jeff 2014-02-26 | leon 2014-02-26 | YD 2014-02-26 | UNITS: mm | X X | ±0.20 | | |
| | | | SCALE: 1/1 | X XX | ±0.10 | | |
| | | | REVISION: A | X° | ±3° | | |

S 参数测试

S Parameter Test

Agilent E5071C



增益测试

Gain Test

*Antenna
Radiation
Pattern
VS
Gain*

