

承认书项目表

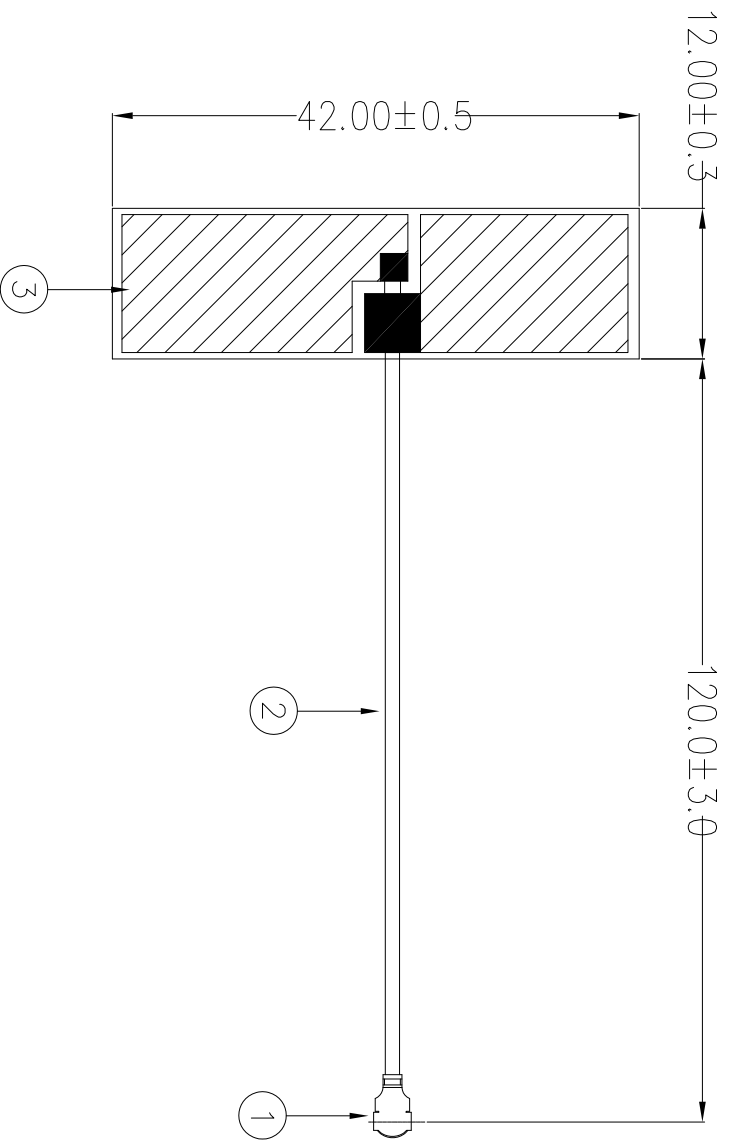
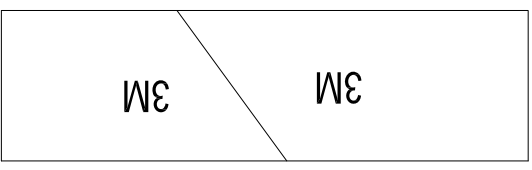
NO.	内容 (Contents)	页数 (Number of Page)	页码 (Page Code)
1	承认书封面 (Spec Cover)	1	1
2	承认书项目表 (Spec Item)	1	2
3	工程成品图 (Drawing)	1	3
4	电性测试报告 (Test Reports)	1	4
5	S参数测试 (S Parameter)	1	5
6	增益测试 (Gain Test)	1	6
7			
8			
9			
10	-	-	-
11	-	-	-
12	-	-	-

电性测试报告

Test Reports

Electrical Properties	
Frequency	2.4GHz
Impedance	50 Ohm Nominal
V.S.W.R	1.92 : 1 Max
Return Loss	-10 dB Max
Radiation	Omni-directional
Gain (Peak)	3dBi
Cable Loss	3.2 dB / m Max @ 2450 MHz
Polarization	Linear, Vertical
Admitted Power	1 W
Connector	ipex
Physical Properties	
Antenna Material	FPCB
Cable Type	O.D. 1.13mm // 120 mm
Operating Temp.	-40 ~ +85 °C
Storage Temp.	-40 ~ +85 °C
Cable Color	Black

SIGN	DATE	DESCRIPTION	APPROVER
△			
△			
△			



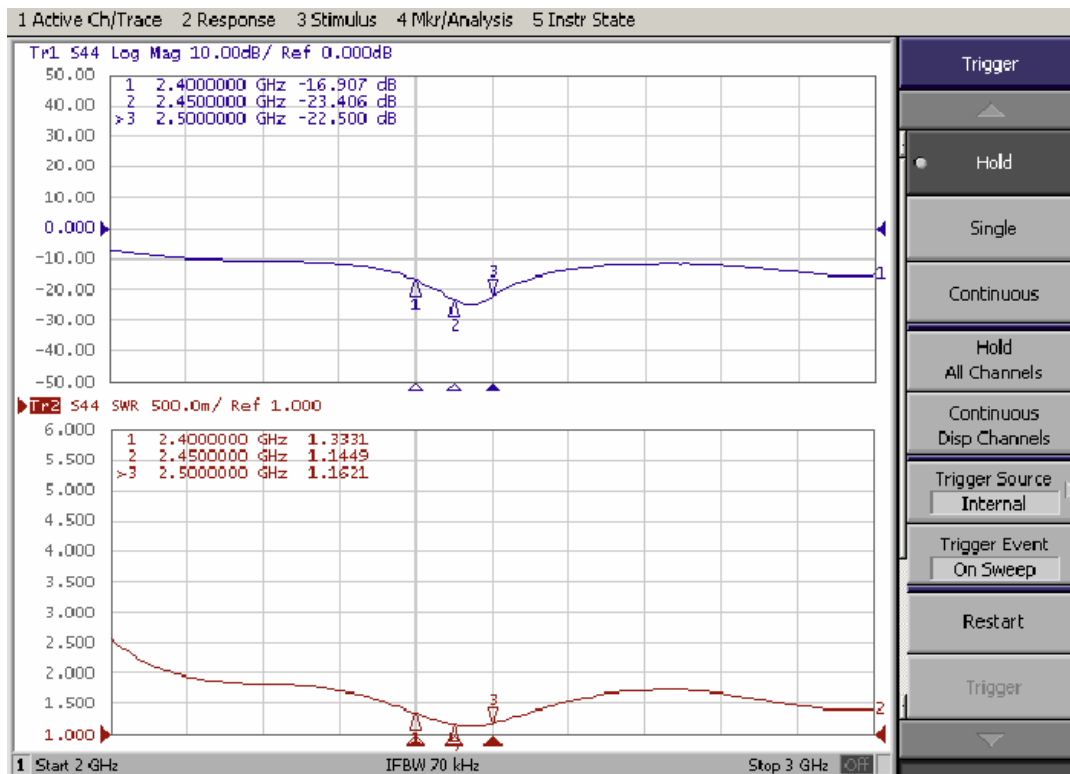
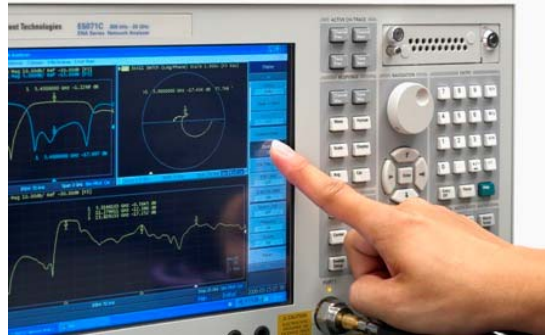
No.	Part Number	Name	Material	Q'ty
3	NB030B	FPC	42*12mm	1
2	R-CB-113B	Coaxial Cable	SHOWA-O.D. 1.13mm Black	1
1	CL-113	Connector	Mini Connector	1

TITLE: 2.4GHz Antenna				DWG NAME: NB030-13B-IX130.DWG			
PART NO.: NB030-13B-IX130							
APPROVED BY	CHECKED BY	DESIGNED BY	Tolerance				
jeff 2014-02-26	leon 2014-02-26	YD 2014-02-26	UNITS: mm	X.X	±0.20		
			SCALE: 1/1	X.XX	±0.10		
			REVISION: A	X°	±3°		

S 参数测试

S Parameter Test

Agilent E5071C



增益测试

Gain Test

*Antenna
Radiation
Pattern
VS
Gain*

