

# 1. Effective (Isotropic) Radiated Power Output Data

## 1.1 B7\_5MHz\_EIRP

### 1.1.1 Test Result

Band: 7 / Bandwidth: 5MHz / NTNV										
Modulation	Frequency (MHz)	RB Allocation		Conducted Power (dBm)	Gain (dBi)	EIRP (dBm)		Verdict		
		Size	Offset			Result	Limit			
QPSK	2502.5	1	0	20.15	1.00	20.15	<=33.01	Pass		
			13	20.33	1.00	20.33	<=33.01	Pass		
			24	20.21	1.00	20.21	<=33.01	Pass		
		12	0	19.26	1.00	19.26	<=33.01	Pass		
			6	19.32	1.00	19.32	<=33.01	Pass		
			13	19.27	1.00	19.27	<=33.01	Pass		
		25	0	19.25	1.00	19.25	<=33.01	Pass		
		2535	1	0	20.17	1.00	20.17	<=33.01	Pass	
				13	20.32	1.00	20.32	<=33.01	Pass	
	24			20.23	1.00	20.23	<=33.01	Pass		
	12		0	19.20	1.00	19.20	<=33.01	Pass		
			6	19.29	1.00	19.29	<=33.01	Pass		
			13	19.25	1.00	19.25	<=33.01	Pass		
	25		0	19.21	1.00	19.21	<=33.01	Pass		
	2567.5		1	0	20.30	1.00	20.30	<=33.01	Pass	
				13	20.51	1.00	20.51	<=33.01	Pass	
		24		20.46	1.00	20.46	<=33.01	Pass		
		12	0	19.41	1.00	19.41	<=33.01	Pass		
			6	19.47	1.00	19.47	<=33.01	Pass		
			13	19.45	1.00	19.45	<=33.01	Pass		
		25	0	19.41	1.00	19.41	<=33.01	Pass		
		16QAM	2502.5	1	0	18.99	1.00	18.99	<=33.01	Pass
					13	19.17	1.00	19.17	<=33.01	Pass
	24				19.07	1.00	19.07	<=33.01	Pass	
12	0			18.19	1.00	18.19	<=33.01	Pass		
	6			18.29	1.00	18.29	<=33.01	Pass		
	13			18.27	1.00	18.27	<=33.01	Pass		
25	0			18.28	1.00	18.28	<=33.01	Pass		
2535	1			0	19.23	1.00	19.23	<=33.01	Pass	
				13	19.38	1.00	19.38	<=33.01	Pass	
			24	19.24	1.00	19.24	<=33.01	Pass		
	12		0	18.15	1.00	18.15	<=33.01	Pass		
			6	18.24	1.00	18.24	<=33.01	Pass		
			13	18.19	1.00	18.19	<=33.01	Pass		
	25		0	18.21	1.00	18.21	<=33.01	Pass		
	2567.5		1	0	19.49	1.00	19.49	<=33.01	Pass	
				13	19.70	1.00	19.70	<=33.01	Pass	
24				19.59	1.00	19.59	<=33.01	Pass		
12			0	18.37	1.00	18.37	<=33.01	Pass		
			6	18.47	1.00	18.47	<=33.01	Pass		
			13	18.39	1.00	18.39	<=33.01	Pass		
25			0	18.37	1.00	18.37	<=33.01	Pass		

Note1: EIRP=Conducted Power+Antenna Gain

## 1.2 B7\_10MHz\_EIRP

### 1.2.1 Test Result

Band: 7 / Bandwidth: 10MHz / NTV										
Modulation	Frequency (MHz)	RB Allocation		Conducted Power (dBm)	Gain (dBi)	EIRP (dBm)		Verdict		
		Size	Offset			Result	Limit			
QPSK	2505	1	0	20.25	1.00	20.25	<=33.01	Pass		
			25	20.45	1.00	20.45	<=33.01	Pass		
			49	20.29	1.00	20.29	<=33.01	Pass		
		25	0	19.25	1.00	19.25	<=33.01	Pass		
			13	19.31	1.00	19.31	<=33.01	Pass		
			25	19.28	1.00	19.28	<=33.01	Pass		
		50	0	19.30	1.00	19.30	<=33.01	Pass		
		2535	1	0	20.19	1.00	20.19	<=33.01	Pass	
				25	20.41	1.00	20.41	<=33.01	Pass	
	49			20.27	1.00	20.27	<=33.01	Pass		
	25		0	19.24	1.00	19.24	<=33.01	Pass		
			13	19.29	1.00	19.29	<=33.01	Pass		
			25	19.26	1.00	19.26	<=33.01	Pass		
	50		0	19.25	1.00	19.25	<=33.01	Pass		
	2565		1	0	20.30	1.00	20.30	<=33.01	Pass	
				25	20.55	1.00	20.55	<=33.01	Pass	
		49		20.55	1.00	20.55	<=33.01	Pass		
		25	0	19.36	1.00	19.36	<=33.01	Pass		
			13	19.42	1.00	19.42	<=33.01	Pass		
			25	19.44	1.00	19.44	<=33.01	Pass		
		50	0	19.39	1.00	19.39	<=33.01	Pass		
		16QAM	2505	1	0	19.24	1.00	19.24	<=33.01	Pass
					25	19.43	1.00	19.43	<=33.01	Pass
	49				19.28	1.00	19.28	<=33.01	Pass	
25	0			18.33	1.00	18.33	<=33.01	Pass		
	13			18.35	1.00	18.35	<=33.01	Pass		
	25			18.39	1.00	18.39	<=33.01	Pass		
50	0			18.31	1.00	18.31	<=33.01	Pass		
2535	1			0	19.36	1.00	19.36	<=33.01	Pass	
				25	19.52	1.00	19.52	<=33.01	Pass	
			49	19.41	1.00	19.41	<=33.01	Pass		
	25		0	18.27	1.00	18.27	<=33.01	Pass		
			13	18.27	1.00	18.27	<=33.01	Pass		
			25	18.24	1.00	18.24	<=33.01	Pass		
	50		0	18.26	1.00	18.26	<=33.01	Pass		
	2565		1	0	19.79	1.00	19.79	<=33.01	Pass	
				25	19.94	1.00	19.94	<=33.01	Pass	
49				19.94	1.00	19.94	<=33.01	Pass		
25			0	18.38	1.00	18.38	<=33.01	Pass		
			13	18.45	1.00	18.45	<=33.01	Pass		
			25	18.45	1.00	18.45	<=33.01	Pass		
50			0	18.39	1.00	18.39	<=33.01	Pass		

Note1: EIRP=Conducted Power+Antenna Gain

### 1.3 B7\_15MHz\_EIRP

#### 1.3.1 Test Result

Band: 7 / Bandwidth: 15MHz / NTV								
Modulation	Frequency (MHz)	RB Allocation		Conducted Power (dBm)	Gain (dBi)	EIRP (dBm)		Verdict
		Size	Offset			Result	Limit	
QPSK	2507.5	1	0	20.09	1.00	20.09	<=33.01	Pass
			38	20.27	1.00	20.27	<=33.01	Pass
			74	20.09	1.00	20.09	<=33.01	Pass

16QAM	2535	36	0	19.28	1.00	19.28	<=33.01	Pass	
			18	19.32	1.00	19.32	<=33.01	Pass	
			39	19.33	1.00	19.33	<=33.01	Pass	
		75	0	19.29	1.00	19.29	<=33.01	Pass	
			1	0	20.05	1.00	20.05	<=33.01	Pass
				38	20.29	1.00	20.29	<=33.01	Pass
		74		20.16	1.00	20.16	<=33.01	Pass	
		36	0	19.29	1.00	19.29	<=33.01	Pass	
			18	19.35	1.00	19.35	<=33.01	Pass	
	39		19.35	1.00	19.35	<=33.01	Pass		
	75	0	19.33	1.00	19.33	<=33.01	Pass		
		2562.5	1	0	20.13	1.00	20.13	<=33.01	Pass
				38	20.36	1.00	20.36	<=33.01	Pass
	74			20.42	1.00	20.42	<=33.01	Pass	
	36	0	19.38	1.00	19.38	<=33.01	Pass		
		18	19.44	1.00	19.44	<=33.01	Pass		
		39	19.50	1.00	19.50	<=33.01	Pass		
	75	0	19.44	1.00	19.44	<=33.01	Pass		
		2507.5	1	0	19.41	1.00	19.41	<=33.01	Pass
				38	19.59	1.00	19.59	<=33.01	Pass
	74			19.47	1.00	19.47	<=33.01	Pass	
	36		0	18.26	1.00	18.26	<=33.01	Pass	
			18	18.25	1.00	18.25	<=33.01	Pass	
			39	18.24	1.00	18.24	<=33.01	Pass	
75	0		18.24	1.00	18.24	<=33.01	Pass		
	2535		1	0	19.21	1.00	19.21	<=33.01	Pass
				38	19.40	1.00	19.40	<=33.01	Pass
74		19.28		1.00	19.28	<=33.01	Pass		
36	0	18.24	1.00	18.24	<=33.01	Pass			
	18	18.29	1.00	18.29	<=33.01	Pass			
	39	18.29	1.00	18.29	<=33.01	Pass			
75	0	18.30	1.00	18.30	<=33.01	Pass			
	2562.5	1	0	19.66	1.00	19.66	<=33.01	Pass	
			38	19.80	1.00	19.80	<=33.01	Pass	
74			19.80	1.00	19.80	<=33.01	Pass		
36		0	18.34	1.00	18.34	<=33.01	Pass		
		18	18.40	1.00	18.40	<=33.01	Pass		
		39	18.43	1.00	18.43	<=33.01	Pass		
75		0	18.38	1.00	18.38	<=33.01	Pass		

Note1: EIRP=Conducted Power+Antenna Gain

## 1.4 B7\_20MHz\_EIRP

### 1.4.1 Test Result

Band: 7 / Bandwidth: 20MHz / NTNV									
Modulation	Frequency (MHz)	RB Allocation		Conducted Power (dBm)	Gain (dBi)	EIRP (dBm)		Verdict	
		Size	Offset			Result	Limit		
QPSK	2510	1	0	19.91	1.00	19.91	<=33.01	Pass	
			50	20.39	1.00	20.39	<=33.01	Pass	
			99	19.87	1.00	19.87	<=33.01	Pass	
		50	0	19.17	1.00	19.17	<=33.01	Pass	
			25	19.23	1.00	19.23	<=33.01	Pass	
			50	19.21	1.00	19.21	<=33.01	Pass	
	100	0	19.19	1.00	19.19	<=33.01	Pass		
		2535	1	0	19.84	1.00	19.84	<=33.01	Pass
				50	20.39	1.00	20.39	<=33.01	Pass

16QAM	2560	50	99	20.00	1.00	20.00	<=33.01	Pass	
			0	19.09	1.00	19.09	<=33.01	Pass	
			25	19.23	1.00	19.23	<=33.01	Pass	
			50	19.17	1.00	19.17	<=33.01	Pass	
		100	0	19.17	1.00	19.17	<=33.01	Pass	
		1	0	20.00	1.00	20.00	<=33.01	Pass	
			50	20.48	1.00	20.48	<=33.01	Pass	
			99	20.24	1.00	20.24	<=33.01	Pass	
			0	19.25	1.00	19.25	<=33.01	Pass	
			25	19.34	1.00	19.34	<=33.01	Pass	
			50	19.29	1.00	19.29	<=33.01	Pass	
			100	0	19.29	1.00	19.29	<=33.01	Pass
	0		19.41	1.00	19.41	<=33.01	Pass		
	2510	1	50	19.90	1.00	19.90	<=33.01	Pass	
			99	19.44	1.00	19.44	<=33.01	Pass	
			0	18.14	1.00	18.14	<=33.01	Pass	
		50	25	18.22	1.00	18.22	<=33.01	Pass	
			50	18.21	1.00	18.21	<=33.01	Pass	
			100	0	18.17	1.00	18.17	<=33.01	Pass
		2535	1	0	19.02	1.00	19.02	<=33.01	Pass
				50	19.52	1.00	19.52	<=33.01	Pass
				99	19.12	1.00	19.12	<=33.01	Pass
	50		0	18.15	1.00	18.15	<=33.01	Pass	
			25	18.20	1.00	18.20	<=33.01	Pass	
50			18.12	1.00	18.12	<=33.01	Pass		
100	0		18.15	1.00	18.15	<=33.01	Pass		
2560	1		0	19.21	1.00	19.21	<=33.01	Pass	
			50	19.69	1.00	19.69	<=33.01	Pass	
		99	19.39	1.00	19.39	<=33.01	Pass		
	50	0	18.23	1.00	18.23	<=33.01	Pass		
		25	18.29	1.00	18.29	<=33.01	Pass		
		50	18.29	1.00	18.29	<=33.01	Pass		
	100	0	18.29	1.00	18.29	<=33.01	Pass		

Note1: EIRP=Conducted Power+Antenna Gain

## 2. Frequency Stability

### 2.1 B7\_5MHz

#### 2.1.1 Test Result

Band: 7 / Bandwidth: 5MHz									
Modulation	Frequency (MHz)	RB Allocation		Temp. (°C)	Voltage (VDC)	Freq. Error (Hz)	Freq. vs. Rated (ppm)		Verdict
		Size	Offset				Result	Limit	
QPSK	2502.5	25	0	20	3.27	2.718	0.0011	-2.5 to 2.5	Pass
					3.85	-14.892	-0.0060	-2.5 to 2.5	Pass
					4.43	16.594	0.0066	-2.5 to 2.5	Pass
				-30	3.85	-1.059	-0.0004	-2.5 to 2.5	Pass
				-20	3.85	-10.300	-0.0041	-2.5 to 2.5	Pass
				-10	3.85	-9.842	-0.0039	-2.5 to 2.5	Pass
				0	3.85	-17.538	-0.0070	-2.5 to 2.5	Pass
				10	3.85	45.147	0.0180	-2.5 to 2.5	Pass
				30	3.85	-8.368	-0.0033	-2.5 to 2.5	Pass
				40	3.85	-18.768	-0.0075	-2.5 to 2.5	Pass
				50	3.85	-19.398	-0.0078	-2.5 to 2.5	Pass
				2535	25	0	20	3.27	10.872

					3.85	-18.625	-0.0073	-2.5 to 2.5	Pass
					4.43	-8.669	-0.0034	-2.5 to 2.5	Pass
				-30	3.85	40.784	0.0161	-2.5 to 2.5	Pass
				-20	3.85	-2.203	-0.0009	-2.5 to 2.5	Pass
				-10	3.85	-10.543	-0.0042	-2.5 to 2.5	Pass
				0	3.85	10.185	0.0040	-2.5 to 2.5	Pass
				10	3.85	-13.518	-0.0053	-2.5 to 2.5	Pass
				30	3.85	-7.796	-0.0031	-2.5 to 2.5	Pass
				40	3.85	-19.355	-0.0076	-2.5 to 2.5	Pass
				50	3.85	-5.894	-0.0023	-2.5 to 2.5	Pass
	2567.5	25	0	20	3.27	9.198	0.0036	-2.5 to 2.5	Pass
					3.85	-21.415	-0.0083	-2.5 to 2.5	Pass
					4.43	-18.697	-0.0073	-2.5 to 2.5	Pass
				-30	3.85	4.849	0.0019	-2.5 to 2.5	Pass
				-20	3.85	-12.717	-0.0050	-2.5 to 2.5	Pass
				-10	3.85	-14.219	-0.0055	-2.5 to 2.5	Pass
				0	3.85	-9.298	-0.0036	-2.5 to 2.5	Pass
				10	3.85	-16.809	-0.0065	-2.5 to 2.5	Pass
				30	3.85	-13.447	-0.0052	-2.5 to 2.5	Pass
				40	3.85	-22.559	-0.0088	-2.5 to 2.5	Pass
50	3.85	52.228	0.0203	-2.5 to 2.5	Pass				
16QAM	2502.5	25	0	20	3.27	-20.757	-0.0083	-2.5 to 2.5	Pass
					3.85	37.050	0.0148	-2.5 to 2.5	Pass
					4.43	5.064	0.0020	-2.5 to 2.5	Pass
				-30	3.85	-10.715	-0.0043	-2.5 to 2.5	Pass
				-20	3.85	-8.125	-0.0032	-2.5 to 2.5	Pass
				-10	3.85	-14.405	-0.0058	-2.5 to 2.5	Pass
				0	3.85	-22.731	-0.0091	-2.5 to 2.5	Pass
				10	3.85	-11.301	-0.0045	-2.5 to 2.5	Pass
				30	3.85	-18.997	-0.0076	-2.5 to 2.5	Pass
				40	3.85	-13.189	-0.0053	-2.5 to 2.5	Pass
	50	3.85	-13.075	-0.0052	-2.5 to 2.5	Pass			
	2535	25	0	20	3.27	-9.556	-0.0038	-2.5 to 2.5	Pass
					3.85	-7.925	-0.0031	-2.5 to 2.5	Pass
					4.43	-12.074	-0.0048	-2.5 to 2.5	Pass
				-30	3.85	-8.168	-0.0032	-2.5 to 2.5	Pass
				-20	3.85	-12.875	-0.0051	-2.5 to 2.5	Pass
				-10	3.85	-3.991	-0.0016	-2.5 to 2.5	Pass
				0	3.85	-5.751	-0.0023	-2.5 to 2.5	Pass
				10	3.85	-8.054	-0.0032	-2.5 to 2.5	Pass
				30	3.85	-7.553	-0.0030	-2.5 to 2.5	Pass
40				3.85	15.721	0.0062	-2.5 to 2.5	Pass	
50	3.85	13.547	0.0053	-2.5 to 2.5	Pass				
2567.5	25	0	20	3.27	-6.866	-0.0027	-2.5 to 2.5	Pass	
				3.85	-12.403	-0.0048	-2.5 to 2.5	Pass	
				4.43	-9.241	-0.0036	-2.5 to 2.5	Pass	
			-30	3.85	-3.133	-0.0012	-2.5 to 2.5	Pass	
			-20	3.85	-15.106	-0.0059	-2.5 to 2.5	Pass	
			-10	3.85	-5.493	-0.0021	-2.5 to 2.5	Pass	
			0	3.85	-10.028	-0.0039	-2.5 to 2.5	Pass	
			10	3.85	-9.041	-0.0035	-2.5 to 2.5	Pass	
			30	3.85	-6.065	-0.0024	-2.5 to 2.5	Pass	
			40	3.85	-15.421	-0.0060	-2.5 to 2.5	Pass	
50	3.85	-11.859	-0.0046	-2.5 to 2.5	Pass				

## 2.2 B7\_10MHz

2.2.1 Test Result

Band: 7 / Bandwidth: 10MHz									
Modulation	Frequency (MHz)	RB Allocation		Temp. (°C)	Voltage (VDC)	Freq. Error (Hz)	Freq. vs. Rated (ppm)		Verdict
		Size	Offset				Result	Limit	
QPSK	2505	50	0	20	3.27	4.206	0.0017	-2.5 to 2.5	Pass
					3.85	0.501	0.0002	-2.5 to 2.5	Pass
					4.43	11.358	0.0045	-2.5 to 2.5	Pass
				-30	3.85	2.017	0.0008	-2.5 to 2.5	Pass
				-20	3.85	-1.030	-0.0004	-2.5 to 2.5	Pass
				-10	3.85	2.275	0.0009	-2.5 to 2.5	Pass
				0	3.85	-5.193	-0.0021	-2.5 to 2.5	Pass
				10	3.85	-2.275	-0.0009	-2.5 to 2.5	Pass
				30	3.85	-6.151	-0.0025	-2.5 to 2.5	Pass
				40	3.85	-10.099	-0.0040	-2.5 to 2.5	Pass
	50	3.85	-12.445	-0.0050	-2.5 to 2.5	Pass			
	2535	50	0	20	3.27	0.572	0.0002	-2.5 to 2.5	Pass
					3.85	-2.847	-0.0011	-2.5 to 2.5	Pass
					4.43	-6.537	-0.0026	-2.5 to 2.5	Pass
				-30	3.85	-5.722	-0.0023	-2.5 to 2.5	Pass
				-20	3.85	-5.479	-0.0022	-2.5 to 2.5	Pass
				-10	3.85	-8.340	-0.0033	-2.5 to 2.5	Pass
				0	3.85	-3.605	-0.0014	-2.5 to 2.5	Pass
				10	3.85	-6.323	-0.0025	-2.5 to 2.5	Pass
				30	3.85	-13.905	-0.0055	-2.5 to 2.5	Pass
				40	3.85	-11.787	-0.0046	-2.5 to 2.5	Pass
	50	3.85	-8.512	-0.0034	-2.5 to 2.5	Pass			
	2565	50	0	20	3.27	1.187	0.0005	-2.5 to 2.5	Pass
					3.85	-7.010	-0.0027	-2.5 to 2.5	Pass
					4.43	-4.778	-0.0019	-2.5 to 2.5	Pass
				-30	3.85	-6.094	-0.0024	-2.5 to 2.5	Pass
				-20	3.85	-4.249	-0.0017	-2.5 to 2.5	Pass
				-10	3.85	2.389	0.0009	-2.5 to 2.5	Pass
				0	3.85	20.685	0.0081	-2.5 to 2.5	Pass
				10	3.85	-8.941	-0.0035	-2.5 to 2.5	Pass
30				3.85	2.718	0.0011	-2.5 to 2.5	Pass	
40				3.85	-5.450	-0.0021	-2.5 to 2.5	Pass	
50	3.85	-14.520	-0.0057	-2.5 to 2.5	Pass				
16QAM	2505	50	0	20	3.27	-12.431	-0.0050	-2.5 to 2.5	Pass
					3.85	-12.174	-0.0049	-2.5 to 2.5	Pass
					4.43	-2.460	-0.0010	-2.5 to 2.5	Pass
				-30	3.85	-7.768	-0.0031	-2.5 to 2.5	Pass
				-20	3.85	-6.766	-0.0027	-2.5 to 2.5	Pass
				-10	3.85	-3.319	-0.0013	-2.5 to 2.5	Pass
				0	3.85	-7.925	-0.0032	-2.5 to 2.5	Pass
				10	3.85	-4.978	-0.0020	-2.5 to 2.5	Pass
				30	3.85	-5.507	-0.0022	-2.5 to 2.5	Pass
				40	3.85	-2.904	-0.0012	-2.5 to 2.5	Pass
	50	3.85	1.974	0.0008	-2.5 to 2.5	Pass			
	2535	50	0	20	3.27	5.250	0.0021	-2.5 to 2.5	Pass
					3.85	-4.220	-0.0017	-2.5 to 2.5	Pass
					4.43	-7.839	-0.0031	-2.5 to 2.5	Pass
				-30	3.85	-4.263	-0.0017	-2.5 to 2.5	Pass
				-20	3.85	0.615	0.0002	-2.5 to 2.5	Pass
				-10	3.85	-6.566	-0.0026	-2.5 to 2.5	Pass
				0	3.85	-8.068	-0.0032	-2.5 to 2.5	Pass
				10	3.85	-9.441	-0.0037	-2.5 to 2.5	Pass
				30	3.85	-10.643	-0.0042	-2.5 to 2.5	Pass
40				3.85	1.187	0.0005	-2.5 to 2.5	Pass	

	2565	50	0	50	3.85	-5.364	-0.0021	-2.5 to 2.5	Pass
				20	3.27	5.322	0.0021	-2.5 to 2.5	Pass
					3.85	-0.873	-0.0003	-2.5 to 2.5	Pass
				-30	4.43	-2.632	-0.0010	-2.5 to 2.5	Pass
					3.85	-1.645	-0.0006	-2.5 to 2.5	Pass
				-20	3.85	3.362	0.0013	-2.5 to 2.5	Pass
				-10	3.85	-8.140	-0.0032	-2.5 to 2.5	Pass
				0	3.85	-2.561	-0.0010	-2.5 to 2.5	Pass
				10	3.85	-3.605	-0.0014	-2.5 to 2.5	Pass
				30	3.85	-3.104	-0.0012	-2.5 to 2.5	Pass
				40	3.85	0.343	0.0001	-2.5 to 2.5	Pass
				50	3.85	-10.200	-0.0040	-2.5 to 2.5	Pass

## 2.3 B7\_15MHz

### 2.3.1 Test Result

Band: 7 / Bandwidth: 15MHz									
Modulation	Frequency (MHz)	RB Allocation		Temp. (°C)	Voltage (VDC)	Freq. Error (Hz)	Freq. vs. Rated (ppm)		Verdict
		Size	Offset				Result	Limit	
QPSK	2507.5	75	0	20	3.27	7.510	0.0030	-2.5 to 2.5	Pass
					3.85	1.173	0.0005	-2.5 to 2.5	Pass
					4.43	3.219	0.0013	-2.5 to 2.5	Pass
				-30	3.85	-2.875	-0.0011	-2.5 to 2.5	Pass
					-20	3.85	-8.526	-0.0034	-2.5 to 2.5
				-10	3.85	-11.930	-0.0048	-2.5 to 2.5	Pass
					0	3.85	-2.489	-0.0010	-2.5 to 2.5
				10	3.85	-7.510	-0.0030	-2.5 to 2.5	Pass
				30	3.85	-3.748	-0.0015	-2.5 to 2.5	Pass
				40	3.85	-2.704	-0.0011	-2.5 to 2.5	Pass
				50	3.85	-3.276	-0.0013	-2.5 to 2.5	Pass
				2535	75	0	20	3.27	-15.392
	3.85	-3.448	-0.0014					-2.5 to 2.5	Pass
	4.43	-3.605	-0.0014					-2.5 to 2.5	Pass
	-30	3.85	2.260				0.0009	-2.5 to 2.5	Pass
		-20	3.85				12.274	0.0048	-2.5 to 2.5
	-10	3.85	4.706				0.0019	-2.5 to 2.5	Pass
		0	3.85				-8.826	-0.0035	-2.5 to 2.5
	10	3.85	-3.390				-0.0013	-2.5 to 2.5	Pass
	30	3.85	-4.520				-0.0018	-2.5 to 2.5	Pass
	40	3.85	-2.732				-0.0011	-2.5 to 2.5	Pass
	50	3.85	-1.745				-0.0007	-2.5 to 2.5	Pass
	2562.5	75	0				20	3.27	3.777
				3.85	-10.300	-0.0040		-2.5 to 2.5	Pass
				4.43	-10.543	-0.0041		-2.5 to 2.5	Pass
				-30	3.85	-5.622	-0.0022	-2.5 to 2.5	Pass
					-20	3.85	-9.599	-0.0037	-2.5 to 2.5
				-10	3.85	-2.933	-0.0011	-2.5 to 2.5	Pass
					0	3.85	-7.153	-0.0028	-2.5 to 2.5
				10	3.85	-7.238	-0.0028	-2.5 to 2.5	Pass
30				3.85	-2.275	-0.0009	-2.5 to 2.5	Pass	
40				3.85	-4.034	-0.0016	-2.5 to 2.5	Pass	
50				3.85	-6.294	-0.0025	-2.5 to 2.5	Pass	
16QAM				2507.5	75	0	20	3.27	-3.963
	3.85	-8.898	-0.0035					-2.5 to 2.5	Pass
	4.43	-2.017	-0.0008					-2.5 to 2.5	Pass
	-30	3.85	1.774				0.0007	-2.5 to 2.5	Pass

	2535	75	0	-20	3.85	-2.918	-0.0012	-2.5 to 2.5	Pass
				-10	3.85	0.916	0.0004	-2.5 to 2.5	Pass
				0	3.85	-4.106	-0.0016	-2.5 to 2.5	Pass
				10	3.85	-2.418	-0.0010	-2.5 to 2.5	Pass
				30	3.85	-3.476	-0.0014	-2.5 to 2.5	Pass
				40	3.85	-3.133	-0.0012	-2.5 to 2.5	Pass
				50	3.85	0.687	0.0003	-2.5 to 2.5	Pass
				20	3.27	1.245	0.0005	-2.5 to 2.5	Pass
					3.85	3.061	0.0012	-2.5 to 2.5	Pass
					4.43	5.794	0.0023	-2.5 to 2.5	Pass
	-30	3.85	-5.665	-0.0022	-2.5 to 2.5	Pass			
	-20	3.85	0.958	0.0004	-2.5 to 2.5	Pass			
	-10	3.85	4.134	0.0016	-2.5 to 2.5	Pass			
	0	3.85	0.043	0.0000	-2.5 to 2.5	Pass			
	10	3.85	-0.486	-0.0002	-2.5 to 2.5	Pass			
	30	3.85	-4.120	-0.0016	-2.5 to 2.5	Pass			
	40	3.85	1.230	0.0005	-2.5 to 2.5	Pass			
	50	3.85	-2.317	-0.0009	-2.5 to 2.5	Pass			
	2562.5	75	0	20	3.27	2.704	0.0011	-2.5 to 2.5	Pass
					3.85	27.366	0.0107	-2.5 to 2.5	Pass
					4.43	-6.194	-0.0024	-2.5 to 2.5	Pass
				-30	3.85	-0.329	-0.0001	-2.5 to 2.5	Pass
				-20	3.85	3.762	0.0015	-2.5 to 2.5	Pass
				-10	3.85	0.944	0.0004	-2.5 to 2.5	Pass
				0	3.85	-0.300	-0.0001	-2.5 to 2.5	Pass
				10	3.85	3.376	0.0013	-2.5 to 2.5	Pass
				30	3.85	0.787	0.0003	-2.5 to 2.5	Pass
				40	3.85	0.072	0.0000	-2.5 to 2.5	Pass
50	3.85	-4.807	-0.0019	-2.5 to 2.5	Pass				

## 2.4 B7\_20MHz

### 2.4.1 Test Result

Band: 7 / Bandwidth: 20MHz									
Modulation	Frequency (MHz)	RB Allocation		Temp. (°C)	Voltage (VDC)	Freq. Error (Hz)	Freq. vs. Rated (ppm)		Verdict
		Size	Offset				Result	Limit	
QPSK	2510	100	0	20	3.27	0.286	0.0001	-2.5 to 2.5	Pass
					3.85	8.054	0.0032	-2.5 to 2.5	Pass
					4.43	-6.008	-0.0024	-2.5 to 2.5	Pass
				-30	3.85	-9.341	-0.0037	-2.5 to 2.5	Pass
				-20	3.85	-5.436	-0.0022	-2.5 to 2.5	Pass
				-10	3.85	-4.578	-0.0018	-2.5 to 2.5	Pass
				0	3.85	-11.430	-0.0046	-2.5 to 2.5	Pass
				10	3.85	-10.872	-0.0043	-2.5 to 2.5	Pass
				30	3.85	-6.180	-0.0025	-2.5 to 2.5	Pass
				40	3.85	8.154	0.0032	-2.5 to 2.5	Pass
	50	3.85	-13.676	-0.0054	-2.5 to 2.5	Pass			
	2535	100	0	20	3.27	-1.259	-0.0005	-2.5 to 2.5	Pass
					3.85	-10.629	-0.0042	-2.5 to 2.5	Pass
					4.43	-2.589	-0.0010	-2.5 to 2.5	Pass
				-30	3.85	-10.142	-0.0040	-2.5 to 2.5	Pass
				-20	3.85	-9.027	-0.0036	-2.5 to 2.5	Pass
				-10	3.85	0.386	0.0002	-2.5 to 2.5	Pass
				0	3.85	-10.986	-0.0043	-2.5 to 2.5	Pass
				10	3.85	-7.396	-0.0029	-2.5 to 2.5	Pass
				30	3.85	-1.888	-0.0007	-2.5 to 2.5	Pass



	2560	100	0	40	3.85	12.531	0.0049	-2.5 to 2.5	Pass				
				50	3.85	1.788	0.0007	-2.5 to 2.5	Pass				
				20	3.27	-11.644	-0.0045	-2.5 to 2.5	Pass				
					3.85	-19.126	-0.0075	-2.5 to 2.5	Pass				
					4.43	-8.354	-0.0033	-2.5 to 2.5	Pass				
				-30	3.85	-4.091	-0.0016	-2.5 to 2.5	Pass				
				-20	3.85	-10.486	-0.0041	-2.5 to 2.5	Pass				
				-10	3.85	-7.739	-0.0030	-2.5 to 2.5	Pass				
				0	3.85	-1.001	-0.0004	-2.5 to 2.5	Pass				
				10	3.85	5.293	0.0021	-2.5 to 2.5	Pass				
				30	3.85	9.427	0.0037	-2.5 to 2.5	Pass				
				40	3.85	-4.549	-0.0018	-2.5 to 2.5	Pass				
				50	3.85	-2.789	-0.0011	-2.5 to 2.5	Pass				
				16QAM	2510	100	0	20	3.27	-4.935	-0.0020	-2.5 to 2.5	Pass
									3.85	-4.749	-0.0019	-2.5 to 2.5	Pass
									4.43	-1.788	-0.0007	-2.5 to 2.5	Pass
								-30	3.85	-2.217	-0.0009	-2.5 to 2.5	Pass
								-20	3.85	-2.832	-0.0011	-2.5 to 2.5	Pass
								-10	3.85	-9.828	-0.0039	-2.5 to 2.5	Pass
								0	3.85	19.012	0.0076	-2.5 to 2.5	Pass
10	3.85	-2.189	-0.0009					-2.5 to 2.5	Pass				
30	3.85	-7.081	-0.0028					-2.5 to 2.5	Pass				
40	3.85	3.333	0.0013					-2.5 to 2.5	Pass				
50	3.85	-8.283	-0.0033		-2.5 to 2.5	Pass							
2535	100	0	20		3.27	-4.964	-0.0020	-2.5 to 2.5	Pass				
					3.85	-0.215	-0.0001	-2.5 to 2.5	Pass				
					4.43	-10.500	-0.0041	-2.5 to 2.5	Pass				
			-30		3.85	-7.524	-0.0030	-2.5 to 2.5	Pass				
			-20		3.85	-4.578	-0.0018	-2.5 to 2.5	Pass				
			-10		3.85	-5.136	-0.0020	-2.5 to 2.5	Pass				
			0		3.85	-5.536	-0.0022	-2.5 to 2.5	Pass				
			10		3.85	-9.170	-0.0036	-2.5 to 2.5	Pass				
			30		3.85	-5.765	-0.0023	-2.5 to 2.5	Pass				
			40	3.85	1.631	0.0006	-2.5 to 2.5	Pass					
50	3.85	-6.938	-0.0027	-2.5 to 2.5	Pass								
2560	100	0	20	3.27	-0.873	-0.0003	-2.5 to 2.5	Pass					
				3.85	-3.304	-0.0013	-2.5 to 2.5	Pass					
				4.43	-4.878	-0.0019	-2.5 to 2.5	Pass					
			-30	3.85	-6.824	-0.0027	-2.5 to 2.5	Pass					
			-20	3.85	-4.077	-0.0016	-2.5 to 2.5	Pass					
			-10	3.85	-9.613	-0.0038	-2.5 to 2.5	Pass					
			0	3.85	-12.875	-0.0050	-2.5 to 2.5	Pass					
			10	3.85	-6.495	-0.0025	-2.5 to 2.5	Pass					
			30	3.85	-3.633	-0.0014	-2.5 to 2.5	Pass					
			40	3.85	-4.306	-0.0017	-2.5 to 2.5	Pass					
50	3.85	-10.471	-0.0041	-2.5 to 2.5	Pass								

### 3. Modulation Characteristics

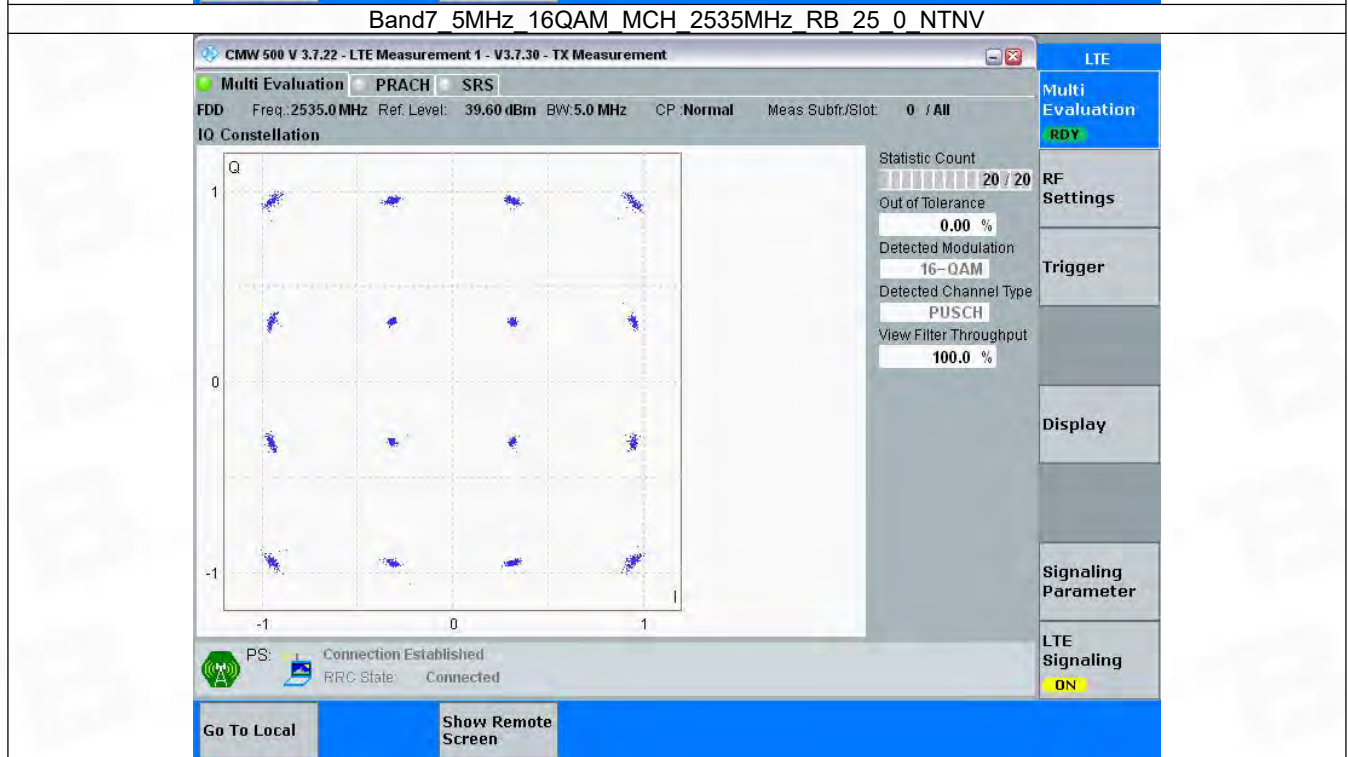
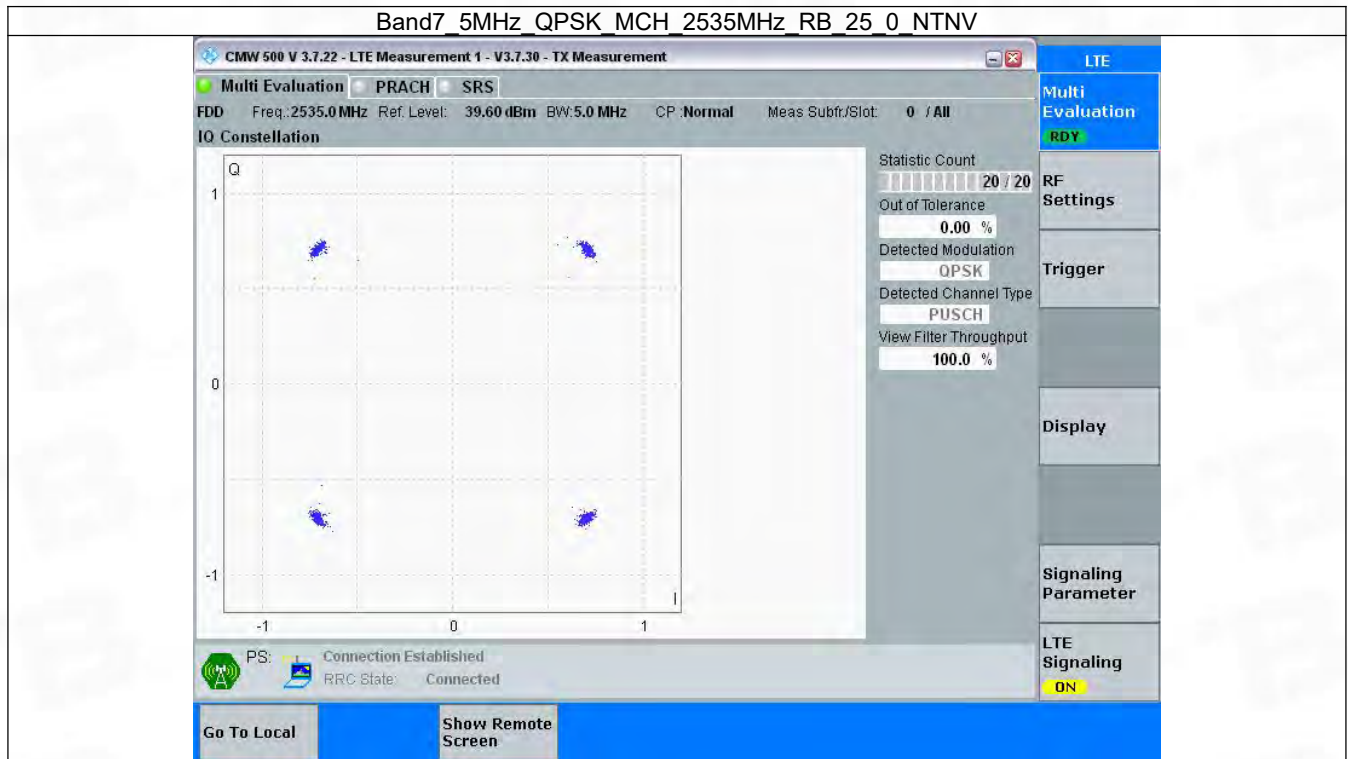
#### 3.1 B7\_5MHz

##### 3.1.1 Test Result

Band: 7 / Bandwidth: 5MHz / NTN						
Modulation	Frequency (MHz)	RB Allocation		Modulation Characteristics		Verdict
		Size	Offset	Result	Limit	

QPSK	2535	25	0	Refer To Test Graph	Pass
16QAM	2535	25	0	Refer To Test Graph	Pass

### 3.1.2 Test Graph

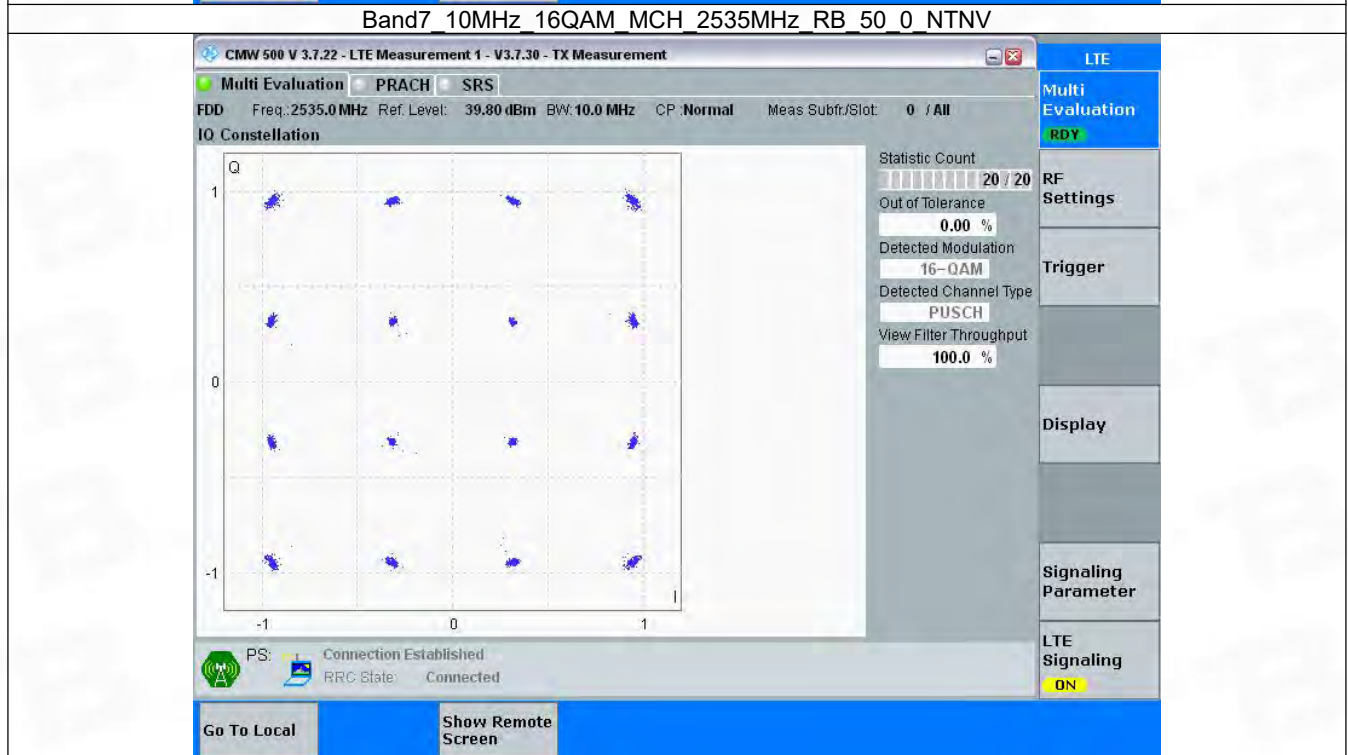
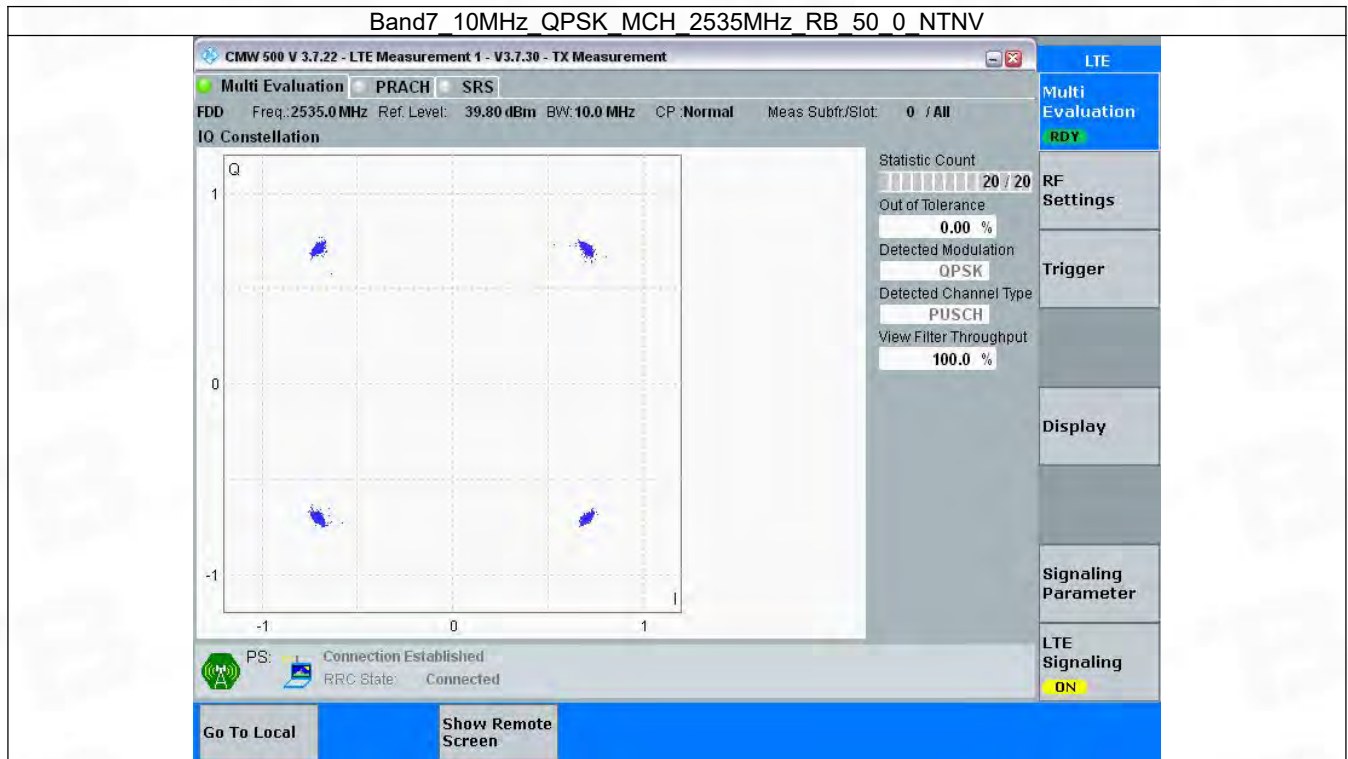


### 3.2 B7\_10MHz

#### 3.2.1 Test Result

Band: 7 / Bandwidth: 10MHz / NTV						
Modulation	Frequency (MHz)	RB Allocation		Modulation Characteristics		Verdict
		Size	Offset	Result	Limit	
QPSK	2535	50	0	Refer To Test Graph		Pass
16QAM	2535	50	0	Refer To Test Graph		Pass

### 3.2.2 Test Graph

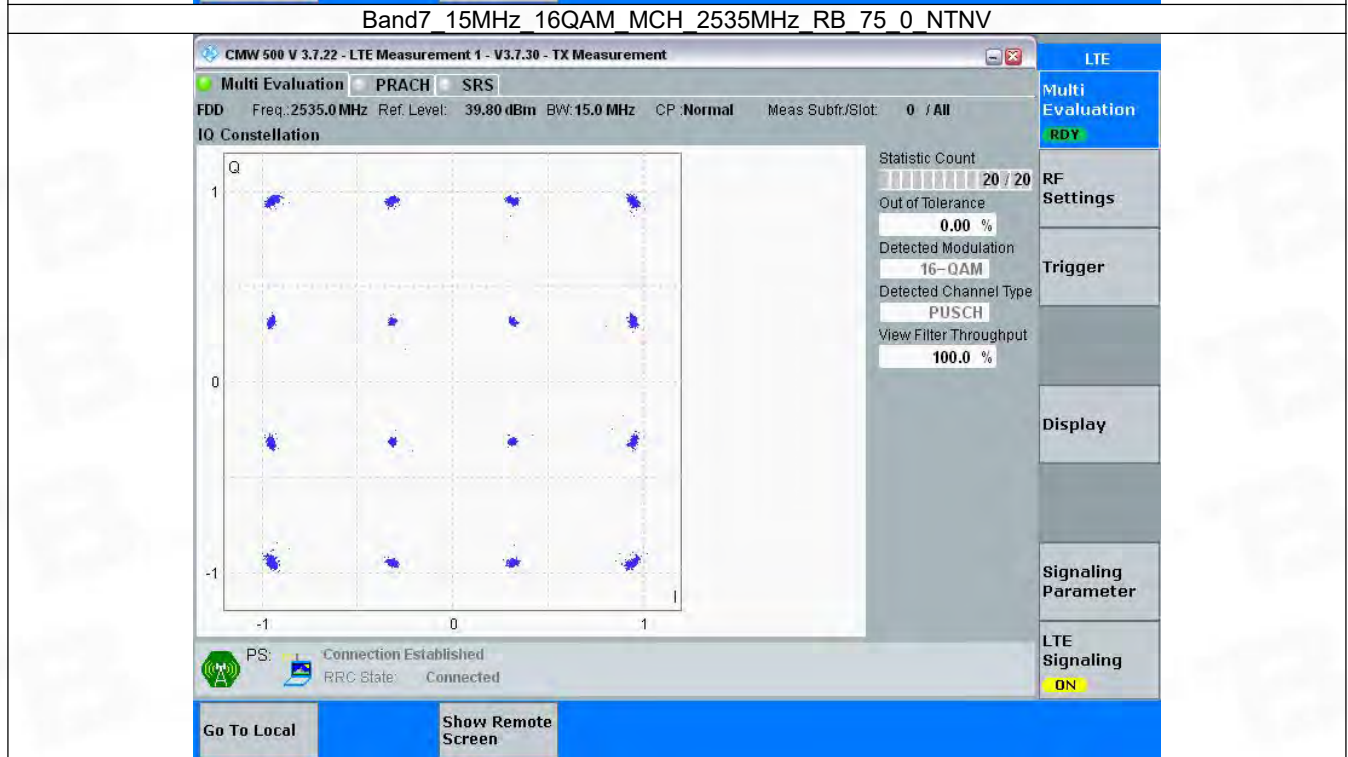
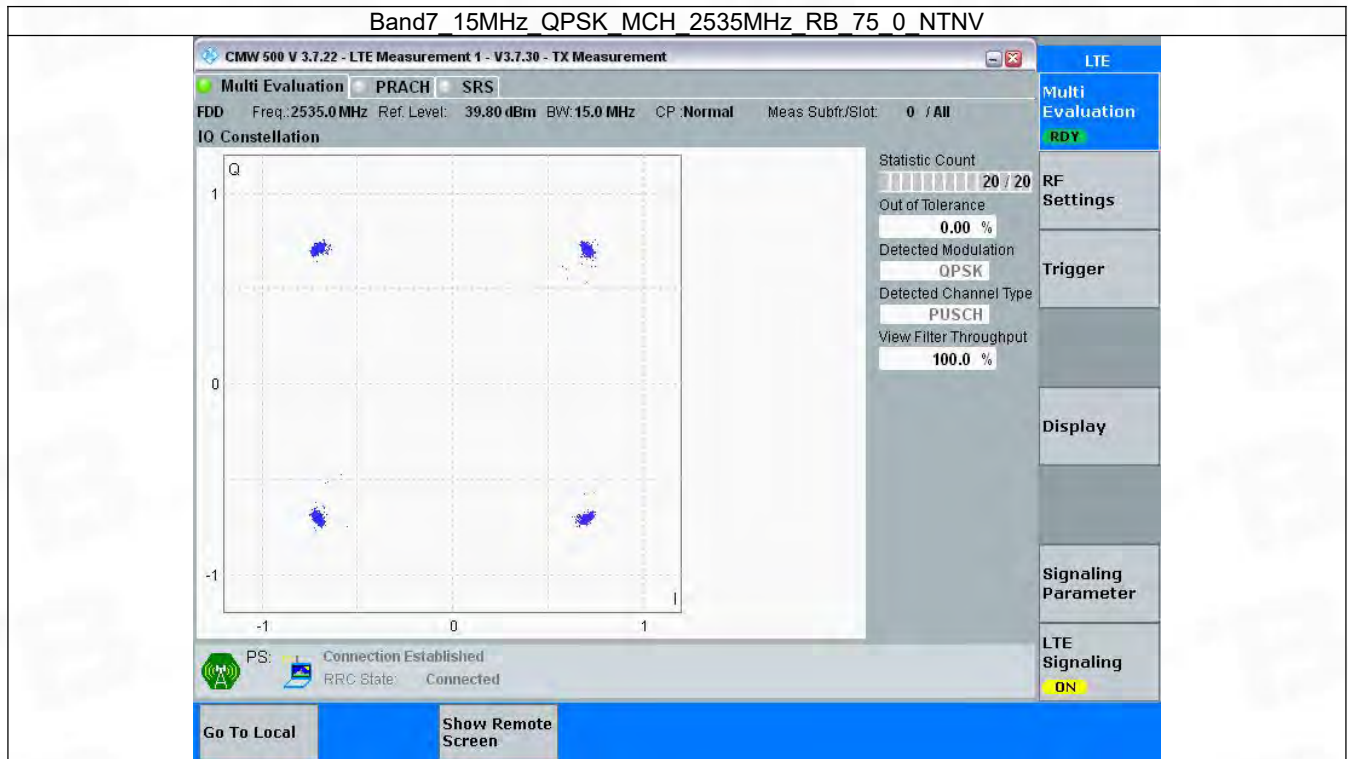


### 3.3 B7\_15MHz

#### 3.3.1 Test Result

Band: 7 / Bandwidth: 15MHz / NTV						
Modulation	Frequency (MHz)	RB Allocation		Modulation Characteristics		Verdict
		Size	Offset	Result	Limit	
QPSK	2535	75	0	Refer To Test Graph		Pass
16QAM	2535	75	0	Refer To Test Graph		Pass

### 3.3.2 Test Graph



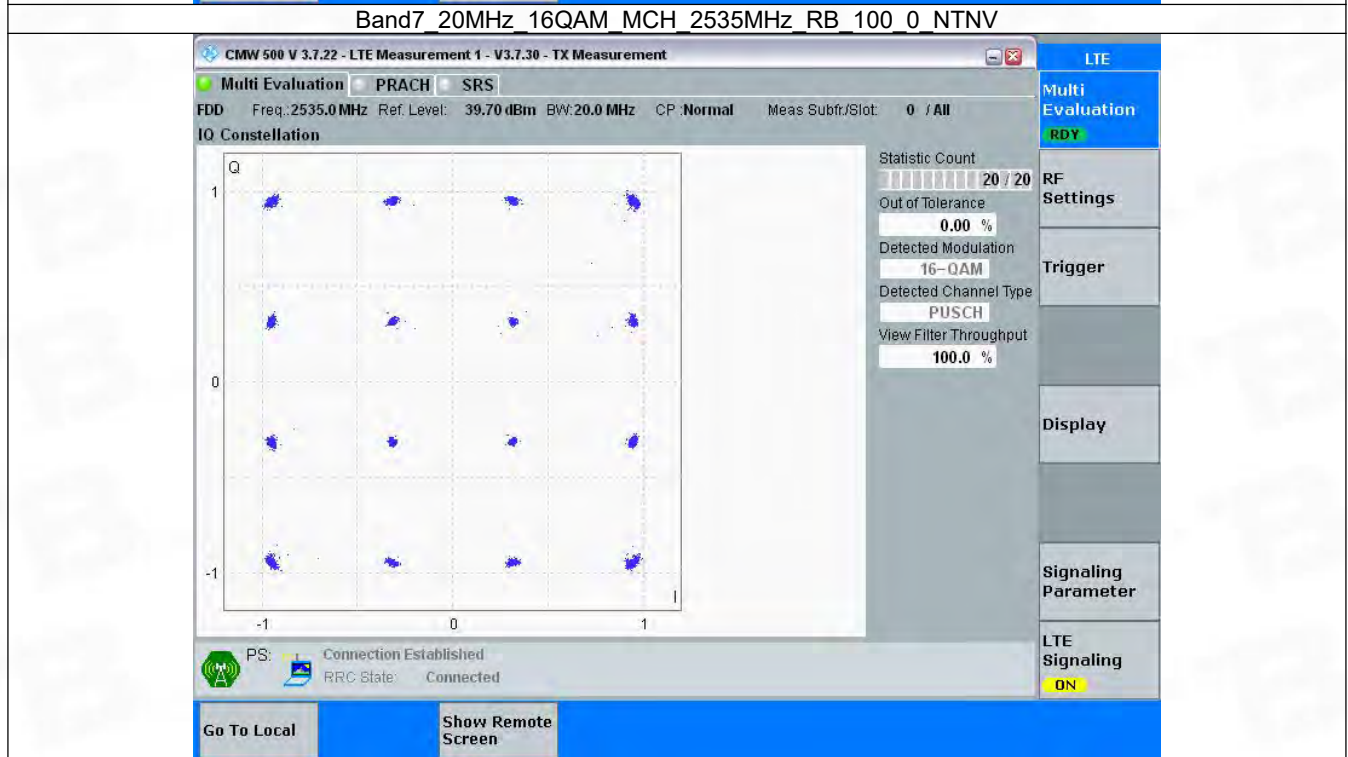
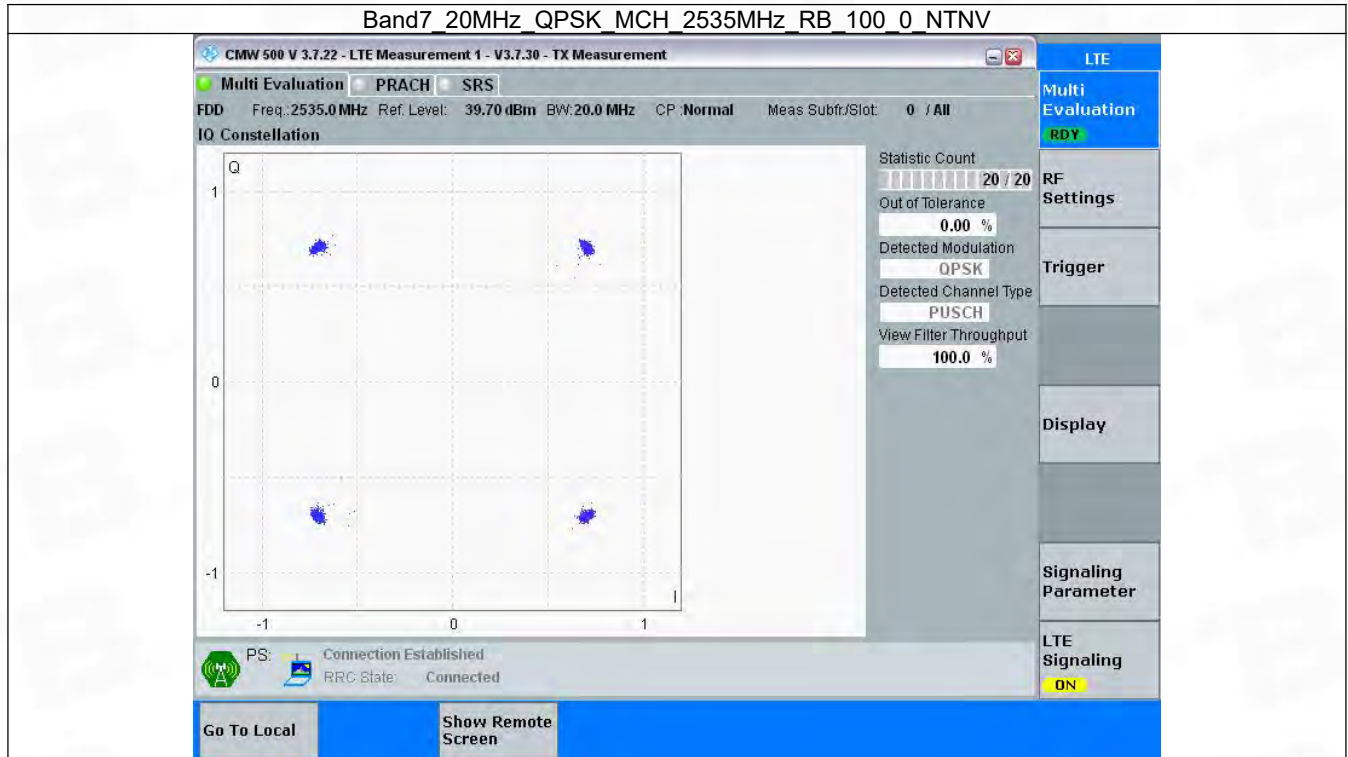
### 3.4 B7\_20MHz

#### 3.4.1 Test Result

Band: 7 / Bandwidth: 20MHz / NTNV						
Modulation	Frequency (MHz)	RB Allocation		Modulation Characteristics		Verdict
		Size	Offset	Result	Limit	
QPSK	2535	100	0	Refer To Test Graph		Pass
16QAM	2535	100	0	Refer To Test Graph		Pass



### 3.4.2 Test Graph



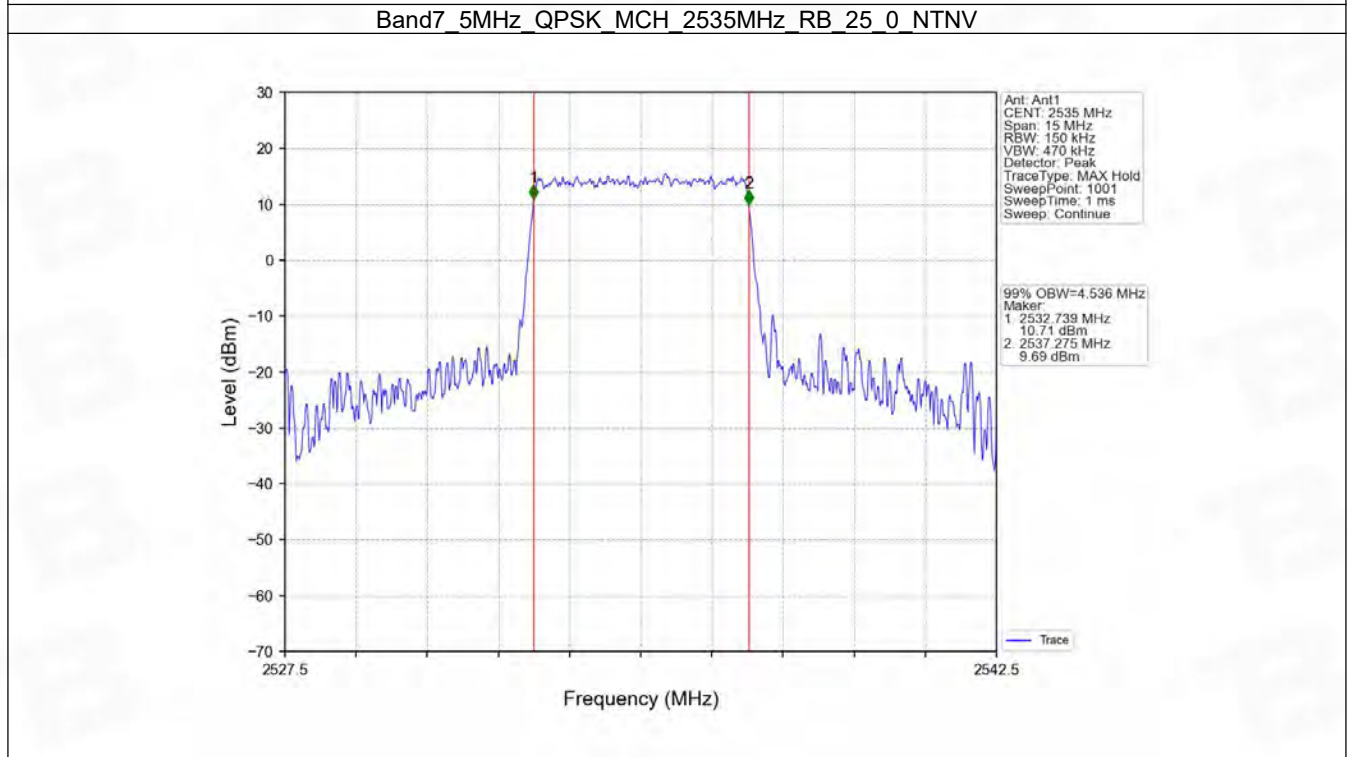
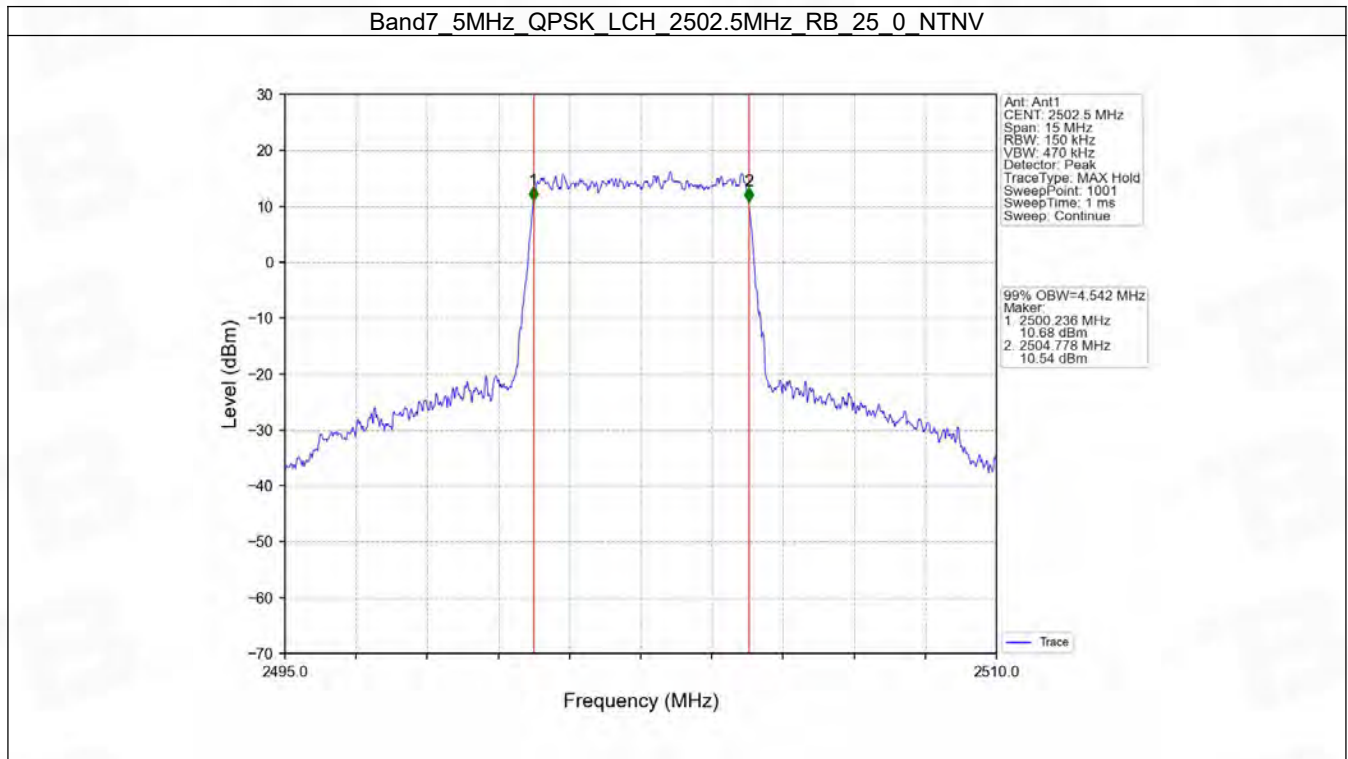
## 4. 99% & 26dB Bandwidth

### 4.1 Band7\_OBW

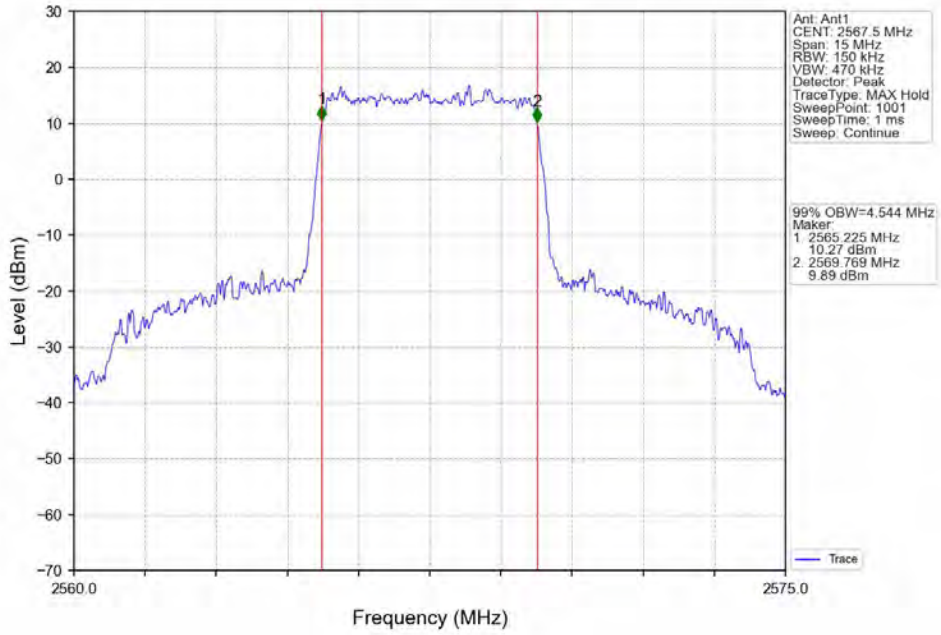
#### 4.1.1 Test Result

Band: 7 / NTN							
Bandwidth (MHz)	Modulation	Frequency (MHz)	RB Allocation		99% Occupied Bandwidth (MHz)		Verdict
			Size	Offset	Result	Limit	
5	QPSK	2502.5	25	0	4.542	/	Pass
		2535	25	0	4.536	/	Pass
		2567.5	25	0	4.544	/	Pass
	16QAM	2502.5	25	0	4.549	/	Pass
		2535	25	0	4.547	/	Pass
		2567.5	25	0	4.529	/	Pass
10	QPSK	2505	50	0	9.056	/	Pass
		2535	50	0	9.056	/	Pass
		2565	50	0	9.044	/	Pass
	16QAM	2505	50	0	9.053	/	Pass
		2535	50	0	9.050	/	Pass
		2565	50	0	9.067	/	Pass
15	QPSK	2507.5	75	0	13.587	/	Pass
		2535	75	0	13.555	/	Pass
		2562.5	75	0	13.587	/	Pass
	16QAM	2507.5	75	0	13.599	/	Pass
		2535	75	0	13.577	/	Pass
		2562.5	75	0	13.590	/	Pass
20	QPSK	2510	100	0	18.073	/	Pass
		2535	100	0	18.102	/	Pass
		2560	100	0	18.136	/	Pass
	16QAM	2510	100	0	18.079	/	Pass
		2535	100	0	18.048	/	Pass
		2560	100	0	18.089	/	Pass

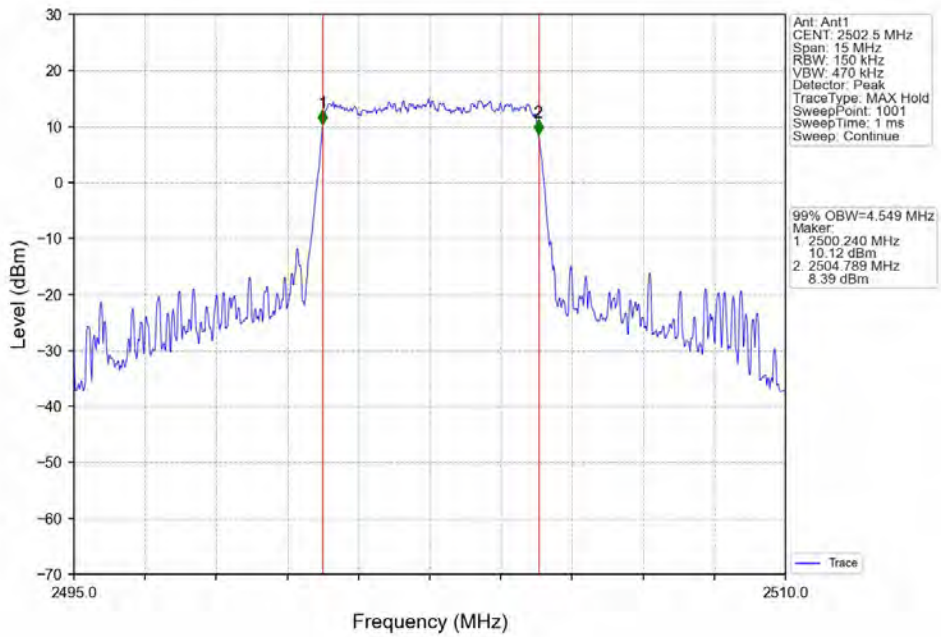
### 4.1.2 Test Graph



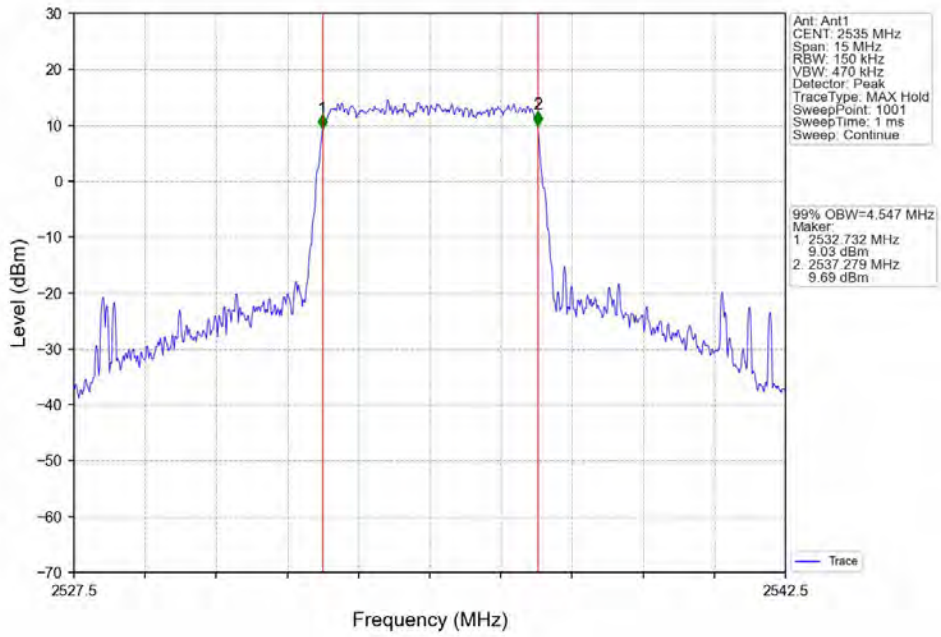
Band7\_5MHz\_QPSK\_HCH\_2567.5MHz\_RB\_25\_0\_NTNV



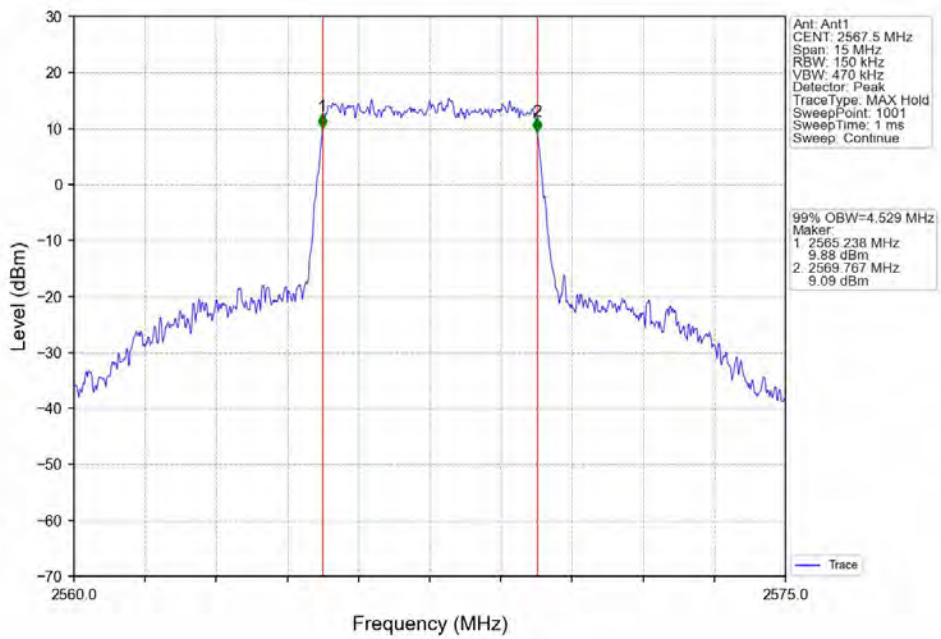
Band7\_5MHz\_16QAM\_LCH\_2502.5MHz\_RB\_25\_0\_NTNV



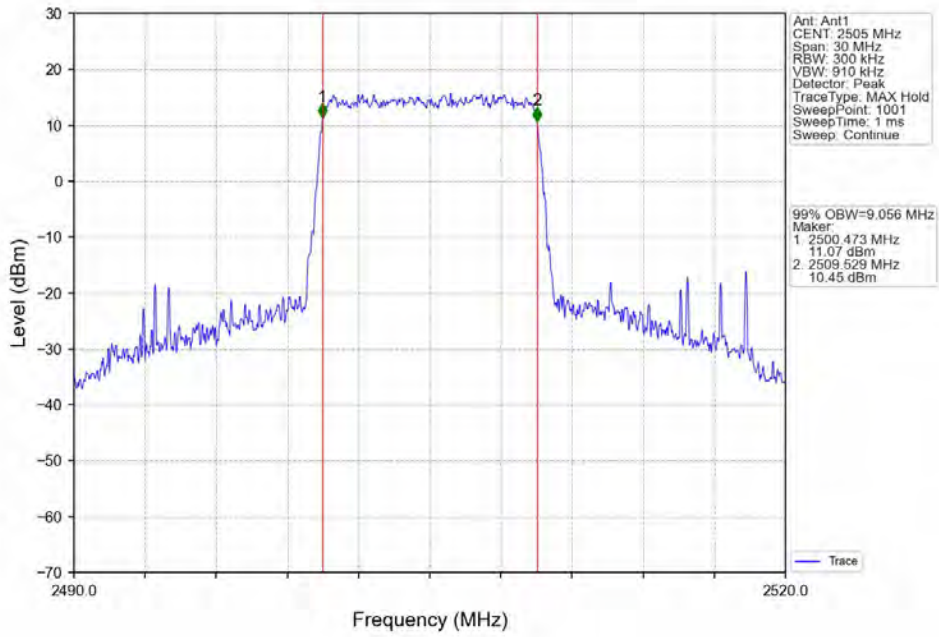
Band7\_5MHz\_16QAM\_MCH\_2535MHz\_RB\_25\_0\_NTNV



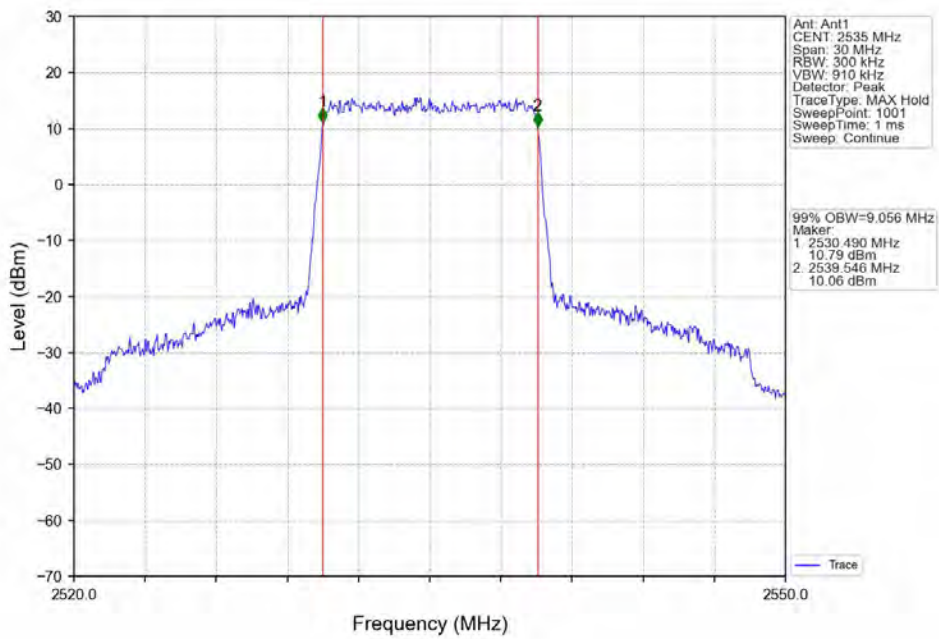
Band7\_5MHz\_16QAM\_HCH\_2567.5MHz\_RB\_25\_0\_NTNV



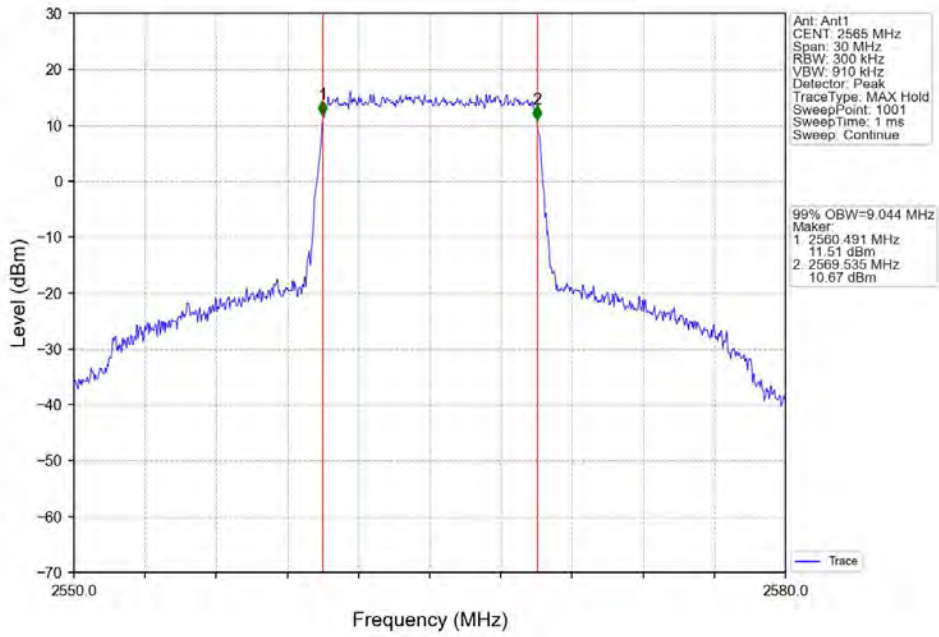
Band7\_10MHz\_QPSK\_LCH\_2505MHz\_RB\_50\_0\_NTNV



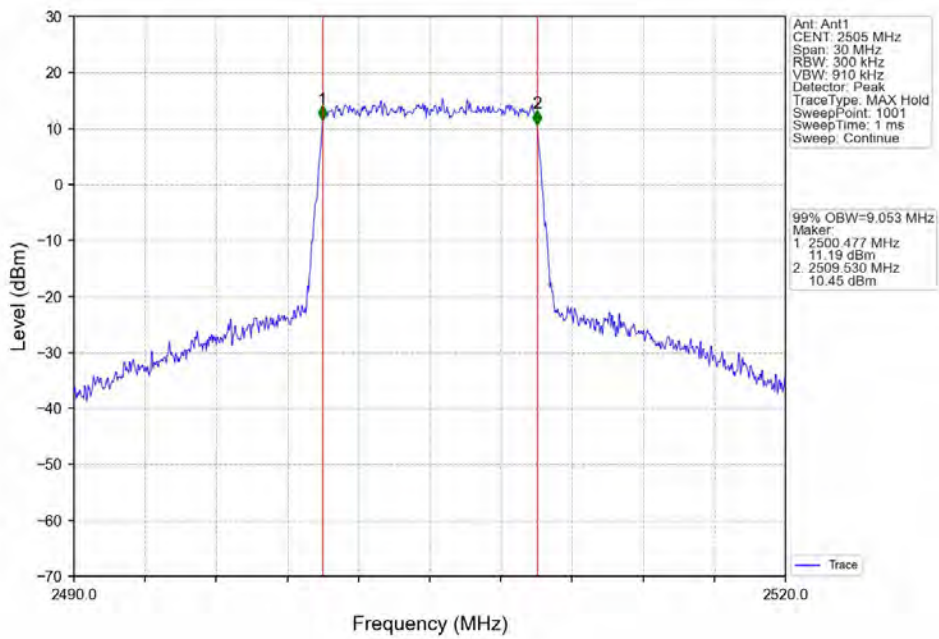
Band7\_10MHz\_QPSK\_MCH\_2535MHz\_RB\_50\_0\_NTNV



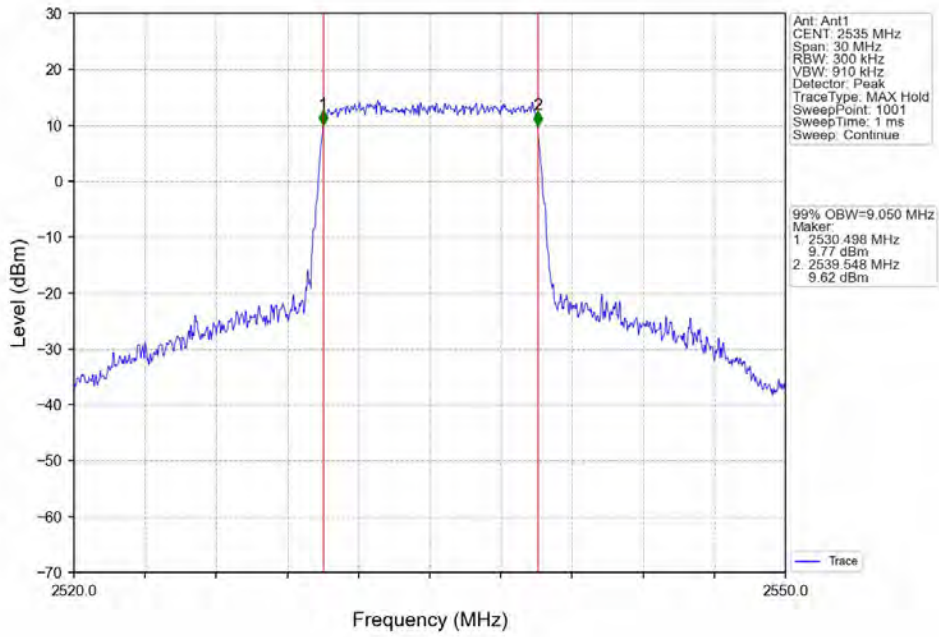
Band7 10MHz QPSK HCH 2565MHz RB 50\_0 NTN



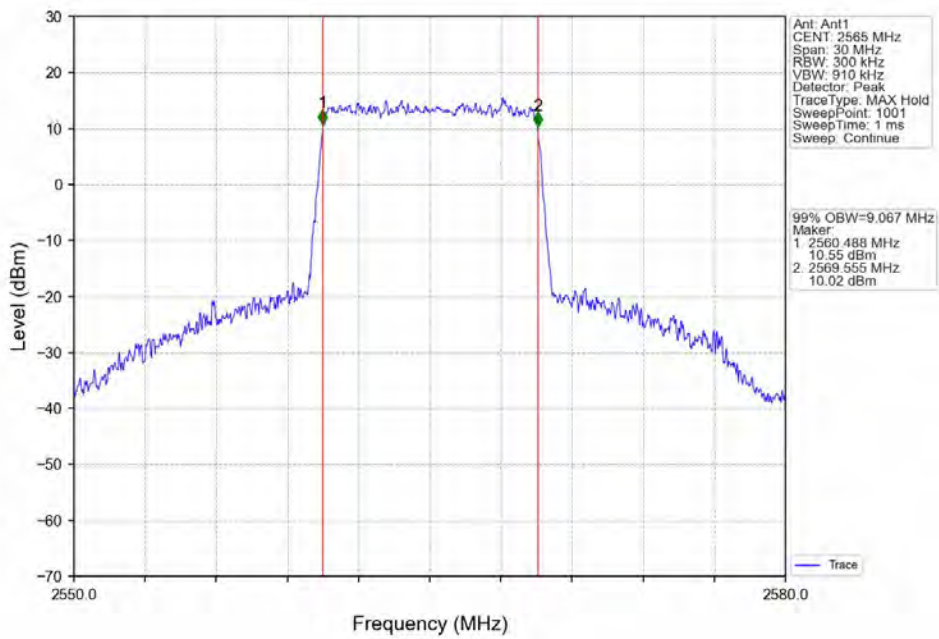
Band7 10MHz 16QAM LCH 2505MHz RB 50\_0 NTN



Band7\_10MHz\_16QAM\_MCH\_2535MHz\_RB\_50\_0\_NTNV

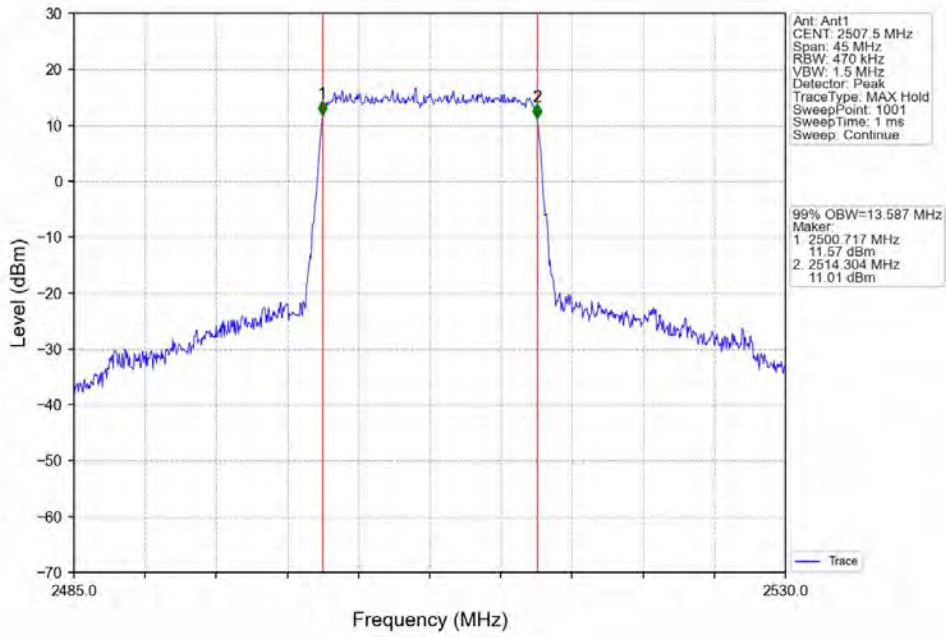


Band7\_10MHz\_16QAM\_HCH\_2565MHz\_RB\_50\_0\_NTNV

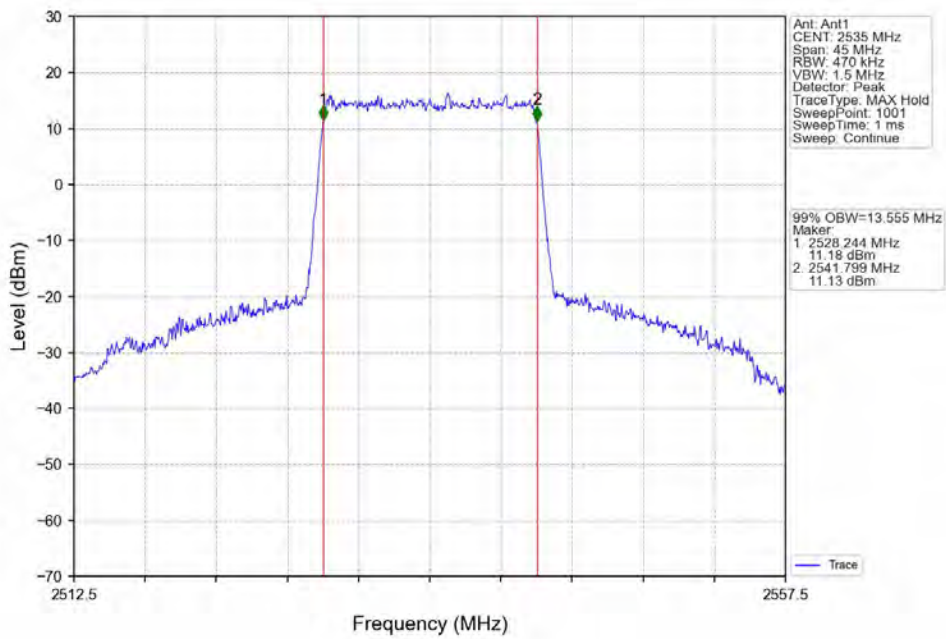




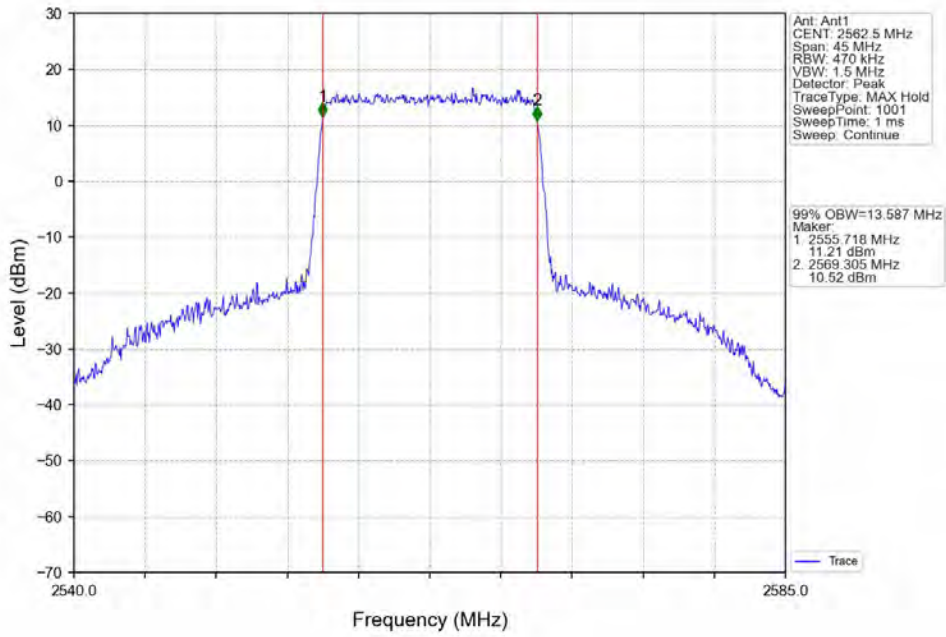
Band7\_15MHz\_QPSK\_LCH\_2507.5MHz\_RB\_75\_0\_NTNV



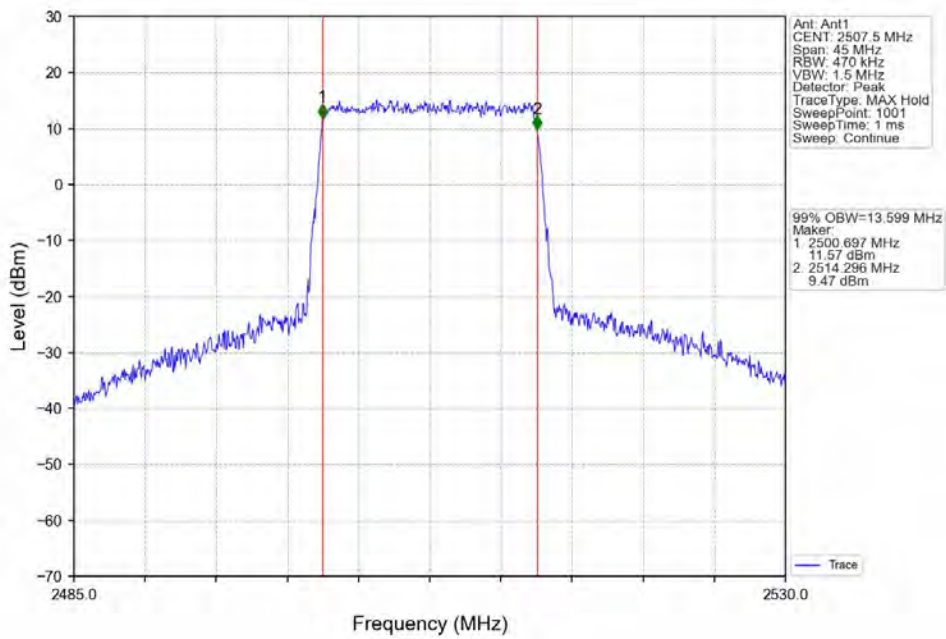
Band7\_15MHz\_QPSK\_MCH\_2535MHz\_RB\_75\_0\_NTNV



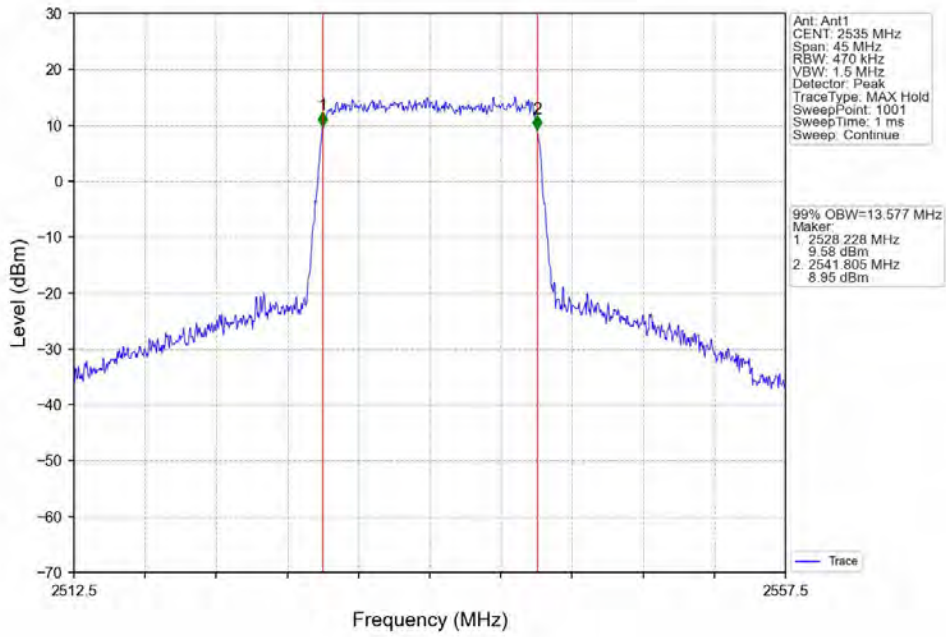
Band7\_15MHz\_QPSK\_HCH\_2562.5MHz\_RB\_75\_0\_NTNV



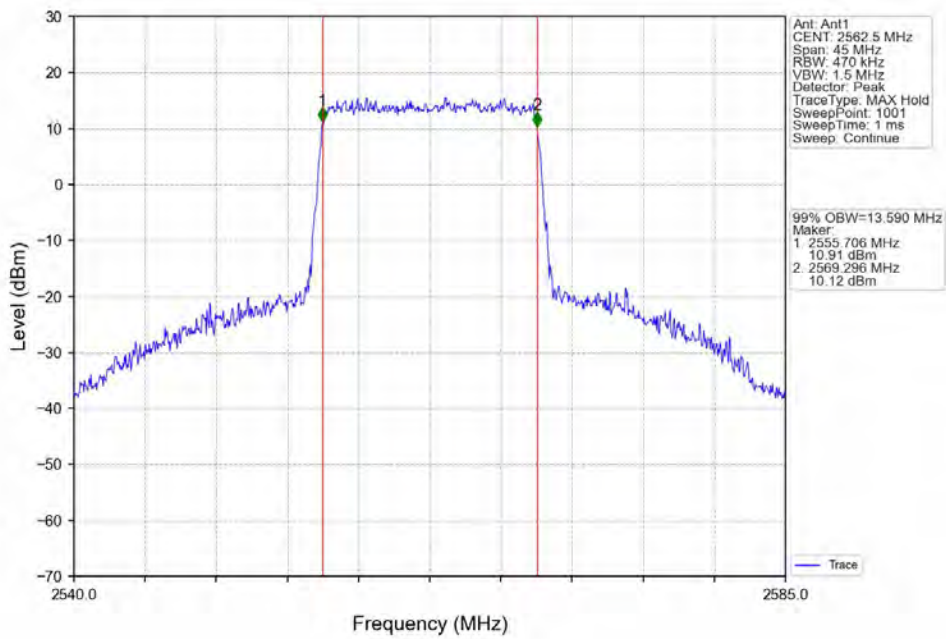
Band7\_15MHz\_16QAM\_LCH\_2507.5MHz\_RB\_75\_0\_NTNV



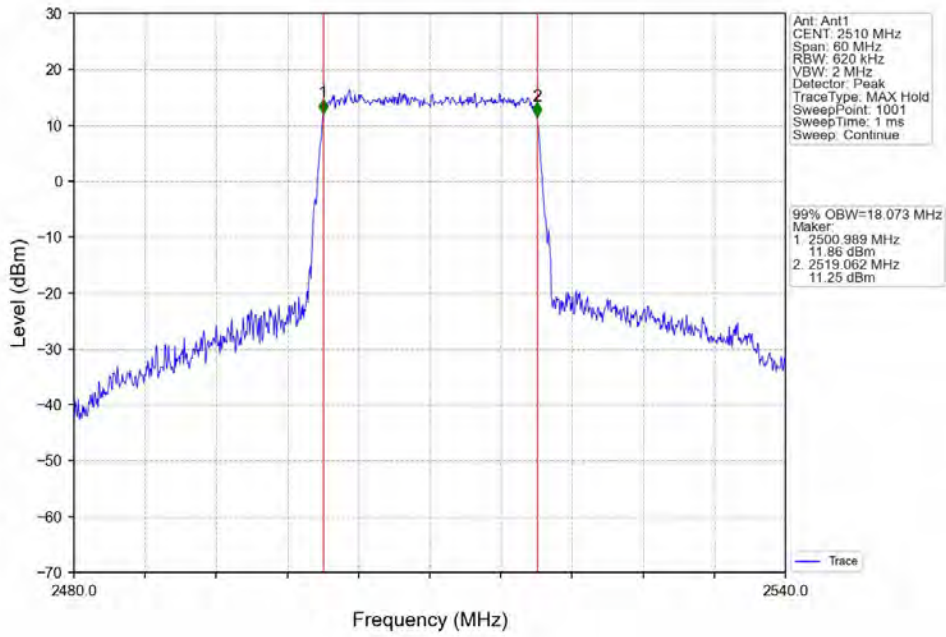
Band7\_15MHz\_16QAM\_MCH\_2535MHz\_RB\_75\_0\_NTNV



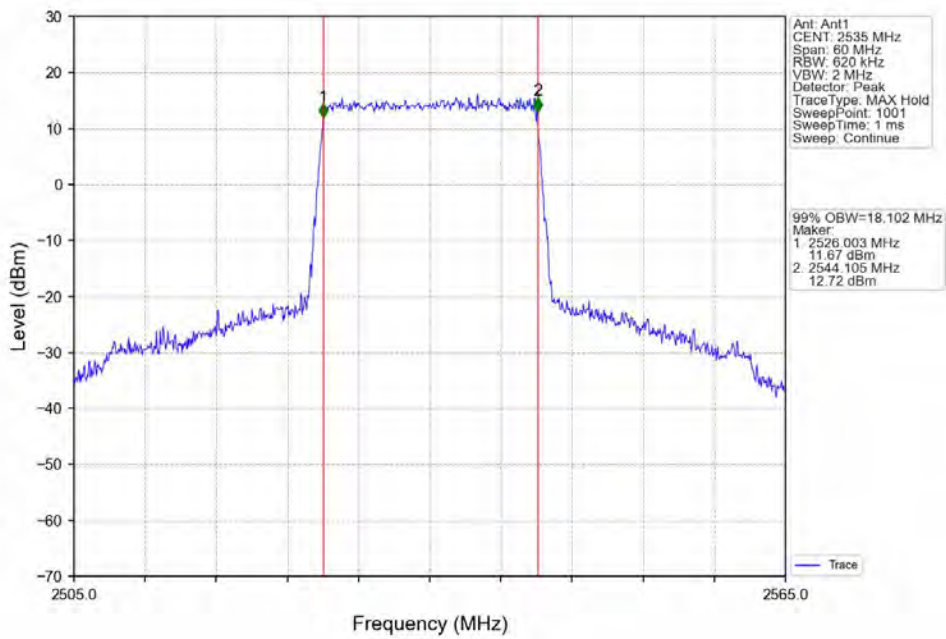
Band7\_15MHz\_16QAM\_HCH\_2562.5MHz\_RB\_75\_0\_NTNV



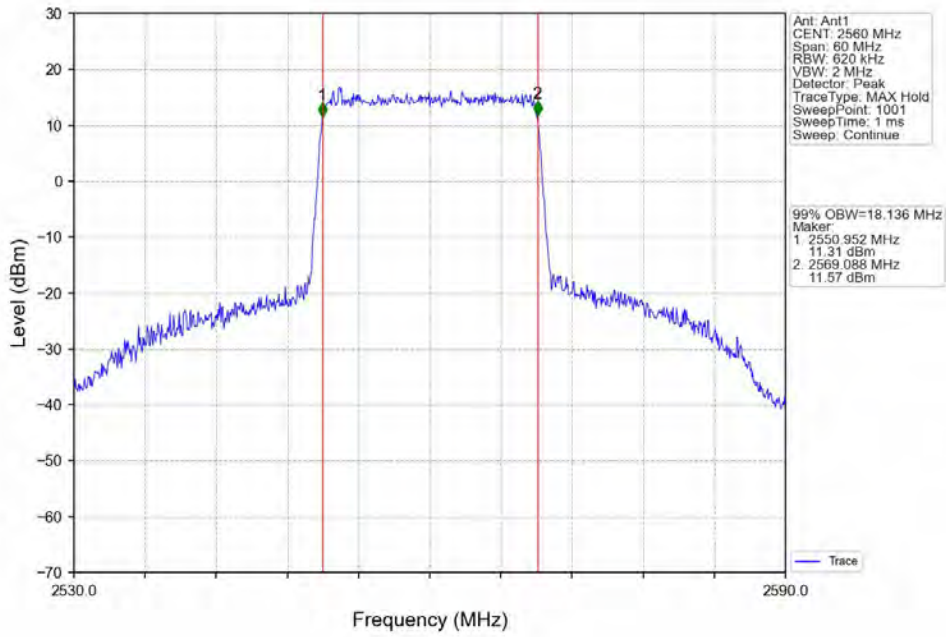
Band7\_20MHz\_QPSK\_LCH\_2510MHz\_RB\_100\_0\_NTNV



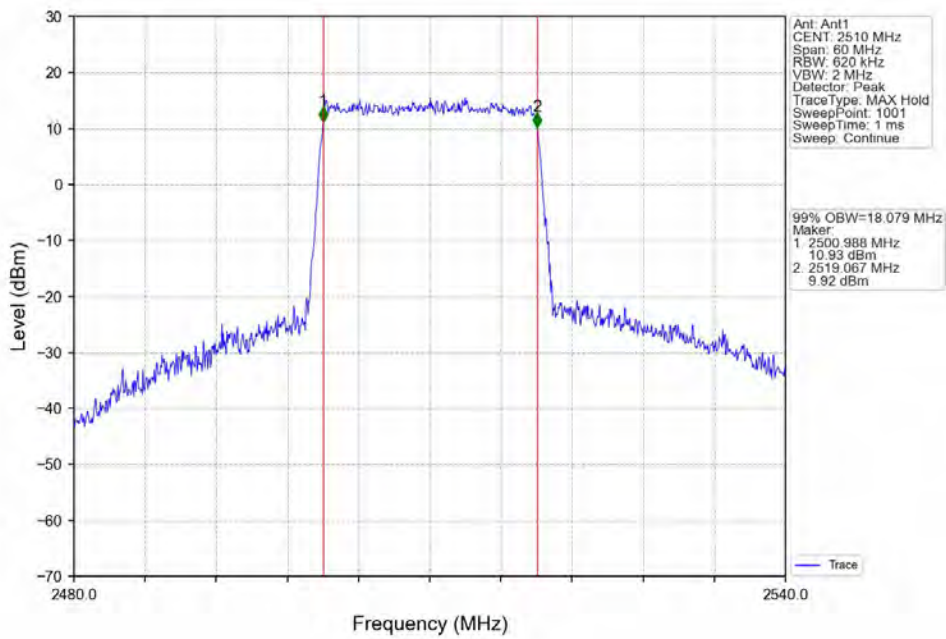
Band7\_20MHz\_QPSK\_MCH\_2535MHz\_RB\_100\_0\_NTNV



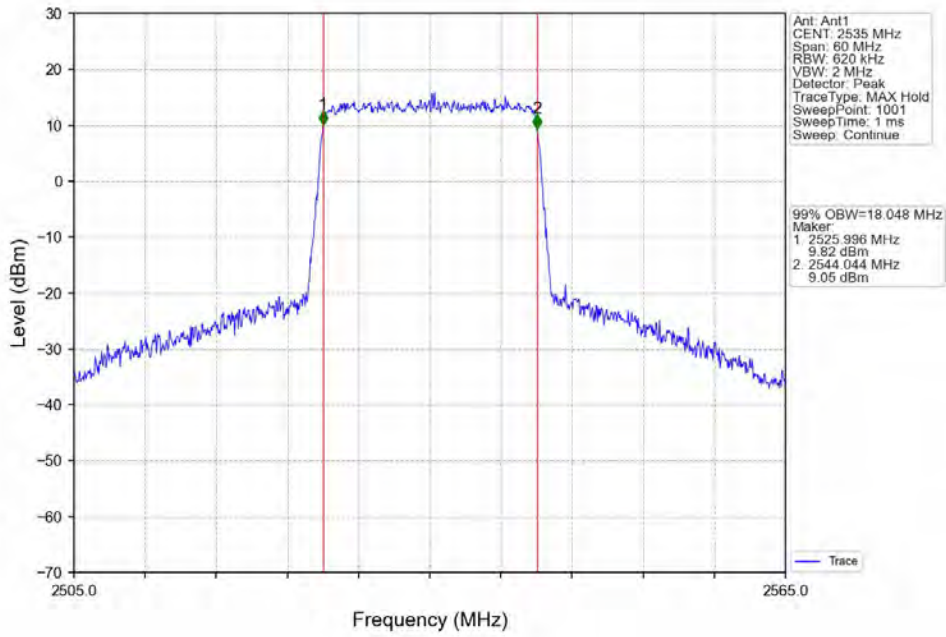
Band7\_20MHz\_QPSK\_HCH\_2560MHz\_RB\_100\_0\_NTNV



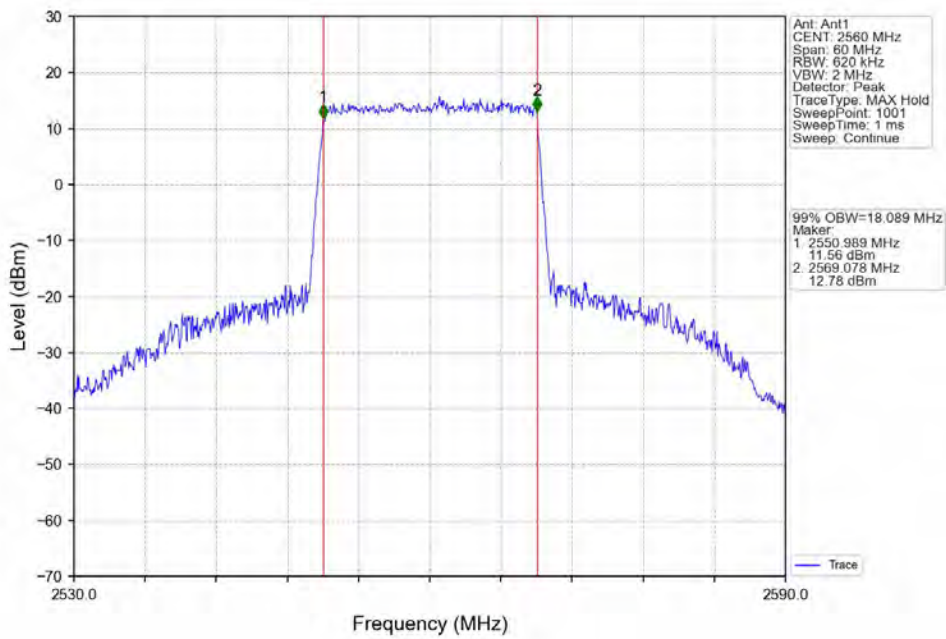
Band7\_20MHz\_16QAM\_LCH\_2510MHz\_RB\_100\_0\_NTNV



Band7 20MHz 16QAM MCH 2535MHz RB 100\_0 NTN



Band7 20MHz 16QAM HCH 2560MHz RB 100\_0 NTN

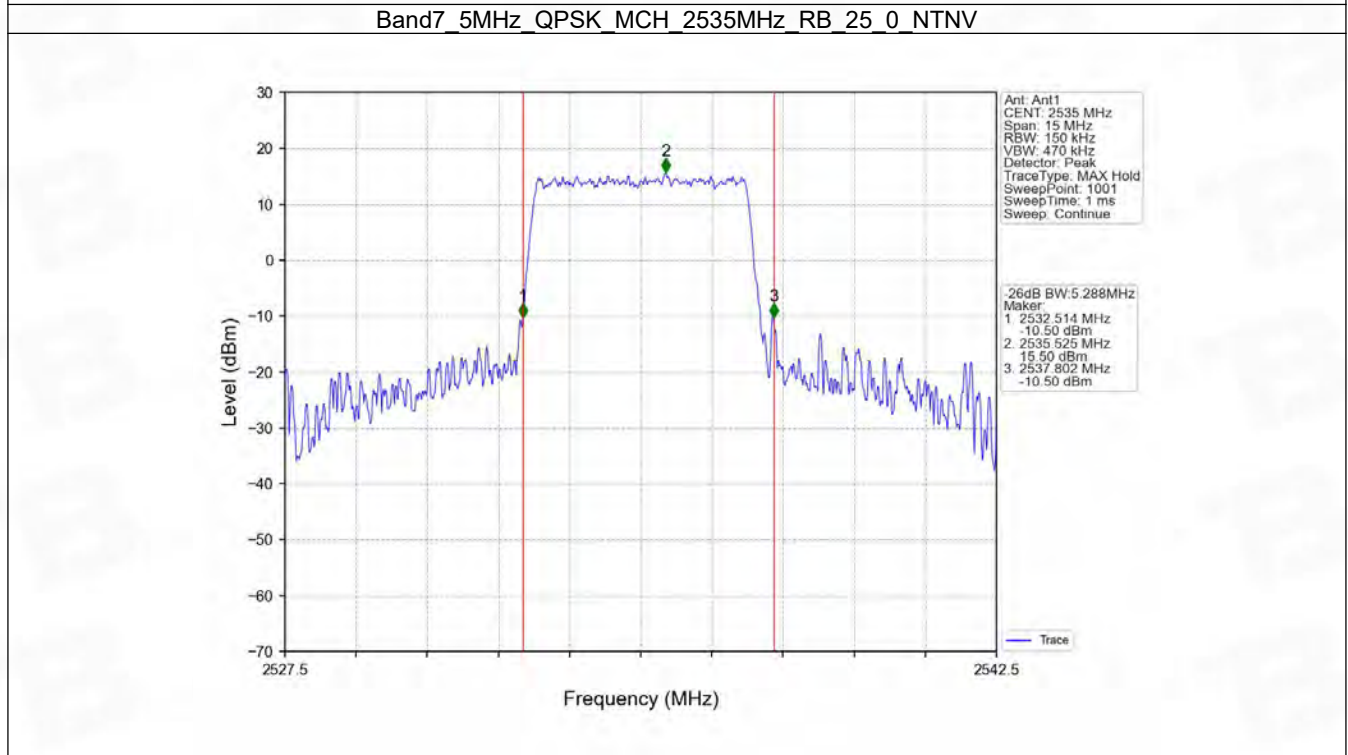
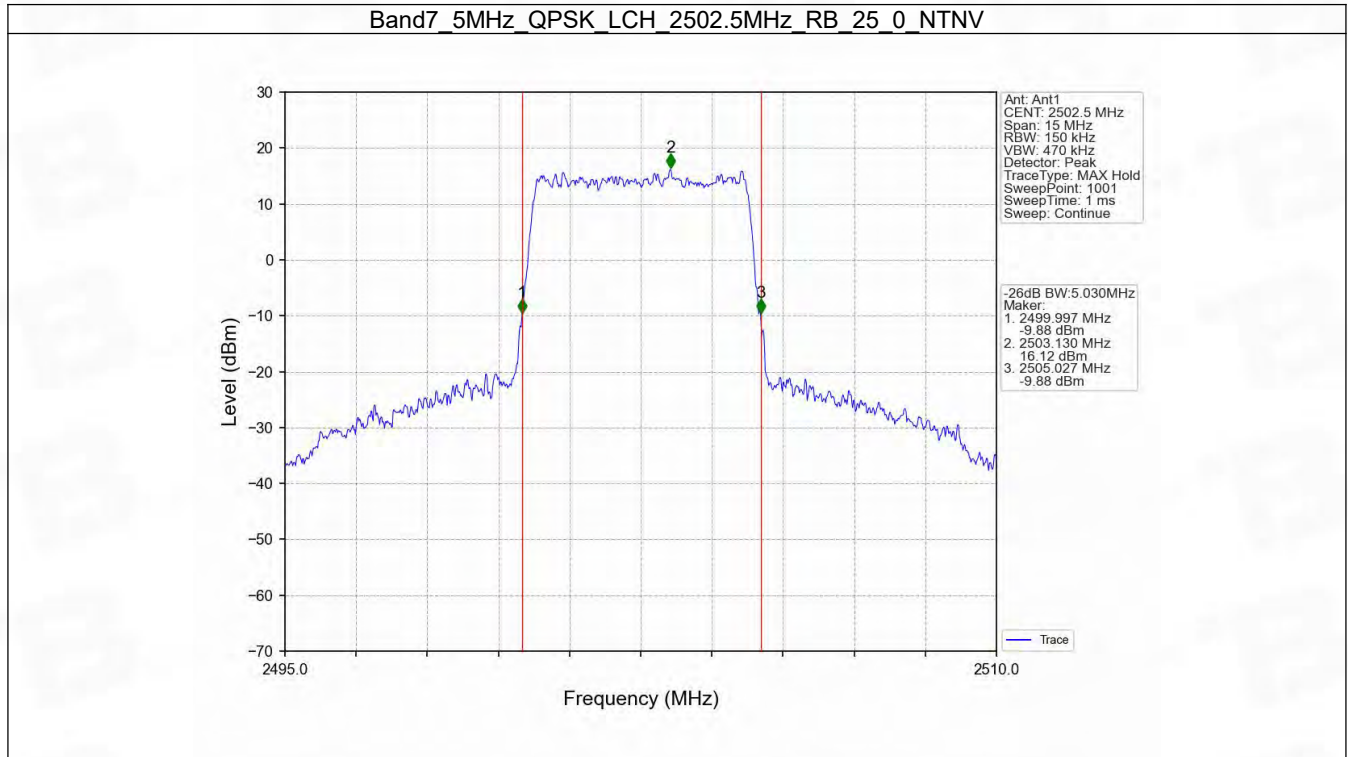


## 4.2 Band7\_XDB

### 4.2.1 Test Result

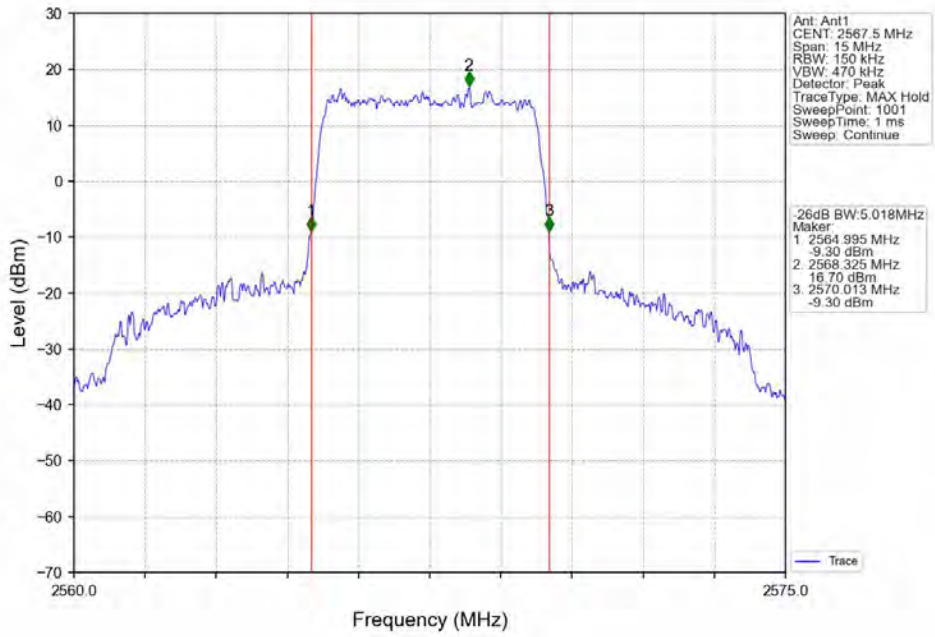
Band: 7 / NTNV							
Bandwidth (MHz)	Modulation	Frequency (MHz)	RB Allocation		26dB Bandwidth (MHz)		Verdict
			Size	Offset	Result	Limit	
5	QPSK	2502.5	25	0	5.030	/	Pass
		2535	25	0	5.288	/	Pass
		2567.5	25	0	5.018	/	Pass
	16QAM	2502.5	25	0	5.082	/	Pass
		2535	25	0	5.021	/	Pass
		2567.5	25	0	5.002	/	Pass
10	QPSK	2505	50	0	9.934	/	Pass
		2535	50	0	9.949	/	Pass
		2565	50	0	9.938	/	Pass
	16QAM	2505	50	0	9.957	/	Pass
		2535	50	0	9.897	/	Pass
		2565	50	0	9.933	/	Pass
15	QPSK	2507.5	75	0	14.929	/	Pass
		2535	75	0	14.860	/	Pass
		2562.5	75	0	14.823	/	Pass
	16QAM	2507.5	75	0	15.027	/	Pass
		2535	75	0	14.942	/	Pass
		2562.5	75	0	14.901	/	Pass
20	QPSK	2510	100	0	19.952	/	Pass
		2535	100	0	19.799	/	Pass
		2560	100	0	19.614	/	Pass
	16QAM	2510	100	0	19.782	/	Pass
		2535	100	0	19.664	/	Pass
		2560	100	0	19.655	/	Pass

## 4.2.2 Test Graph

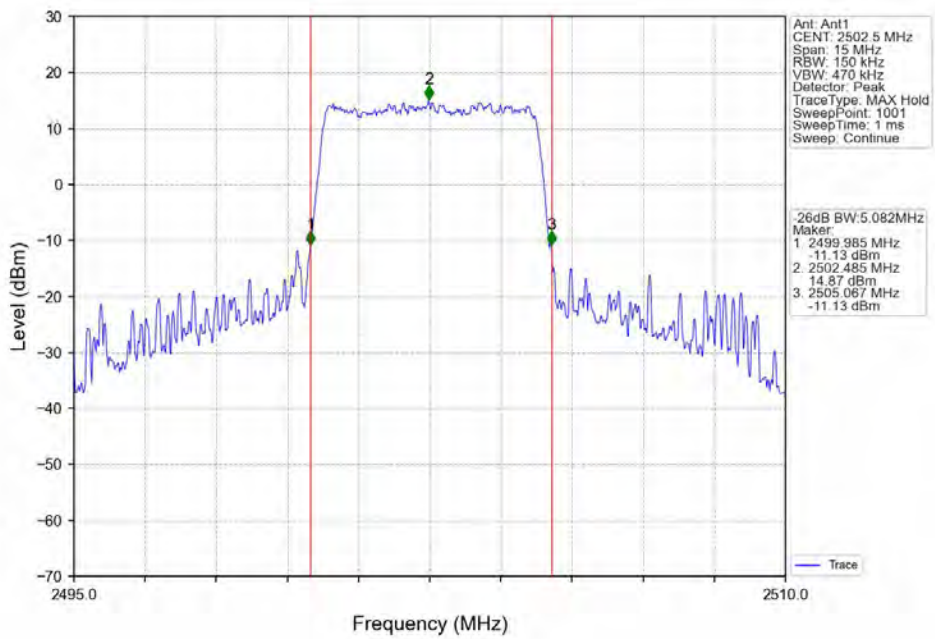




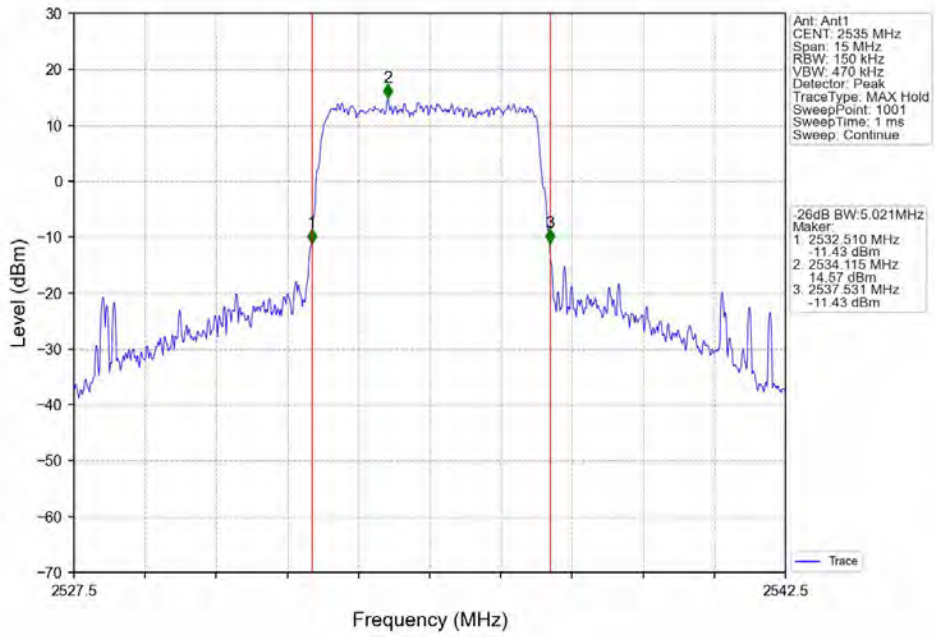
Band7\_5MHz\_QPSK\_HCH\_2567.5MHz\_RB\_25\_0\_NTNV



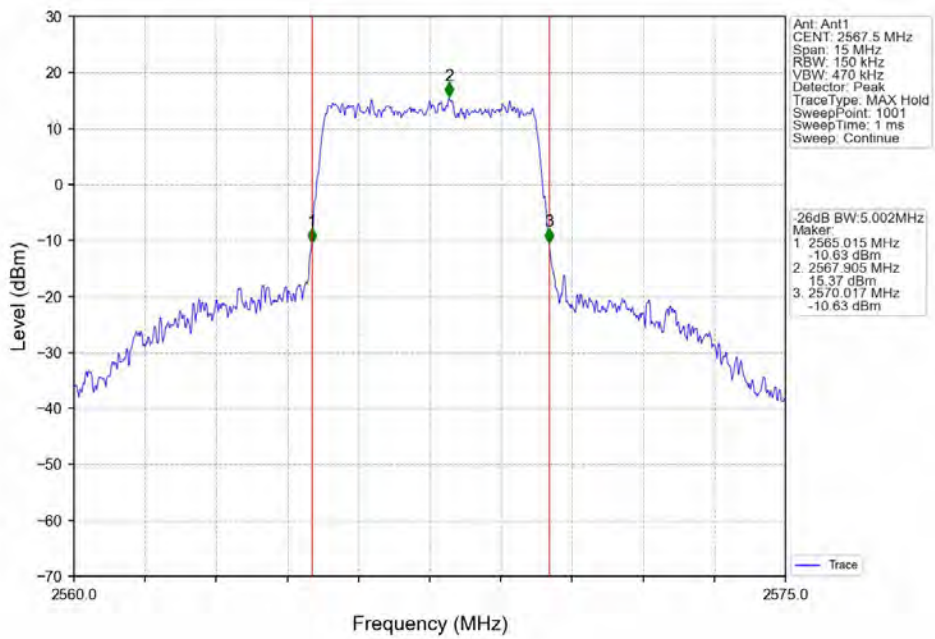
Band7\_5MHz\_16QAM\_LCH\_2502.5MHz\_RB\_25\_0\_NTNV



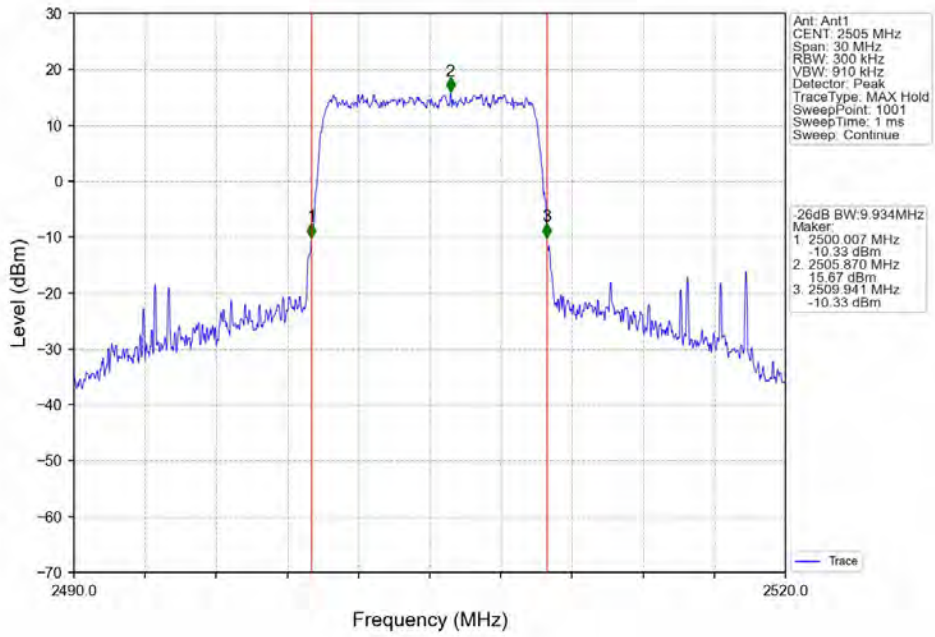
Band7\_5MHz\_16QAM\_MCH\_2535MHz\_RB\_25\_0\_NTNV



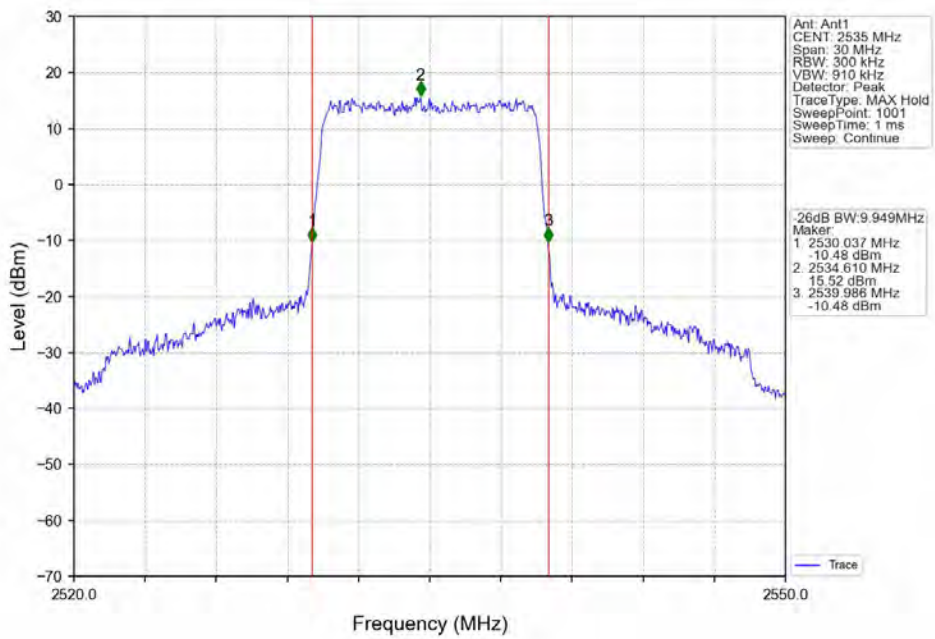
Band7\_5MHz\_16QAM\_HCH\_2567.5MHz\_RB\_25\_0\_NTNV



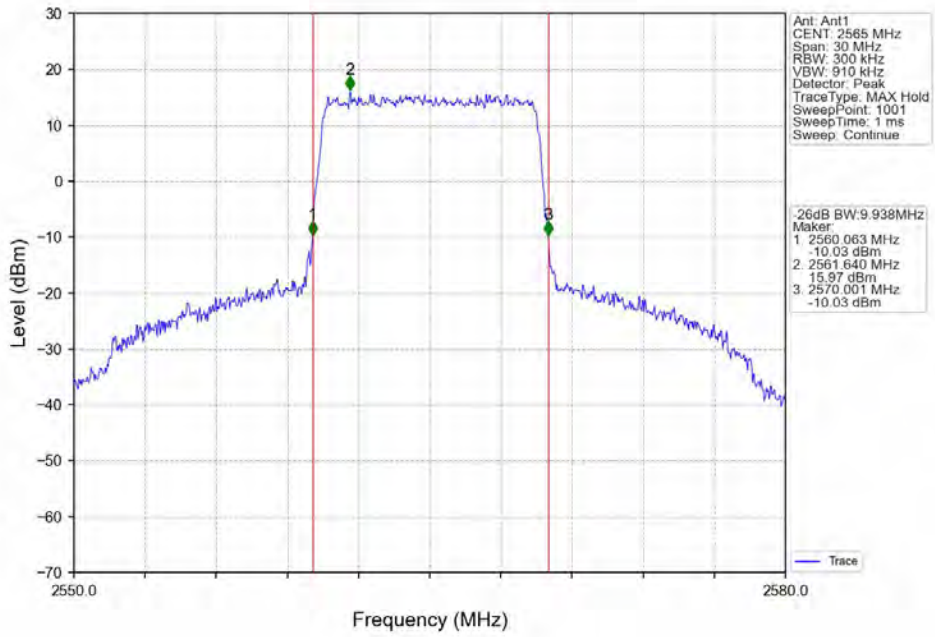
Band7\_10MHz\_QPSK\_LCH\_2505MHz\_RB\_50\_0\_NTNV



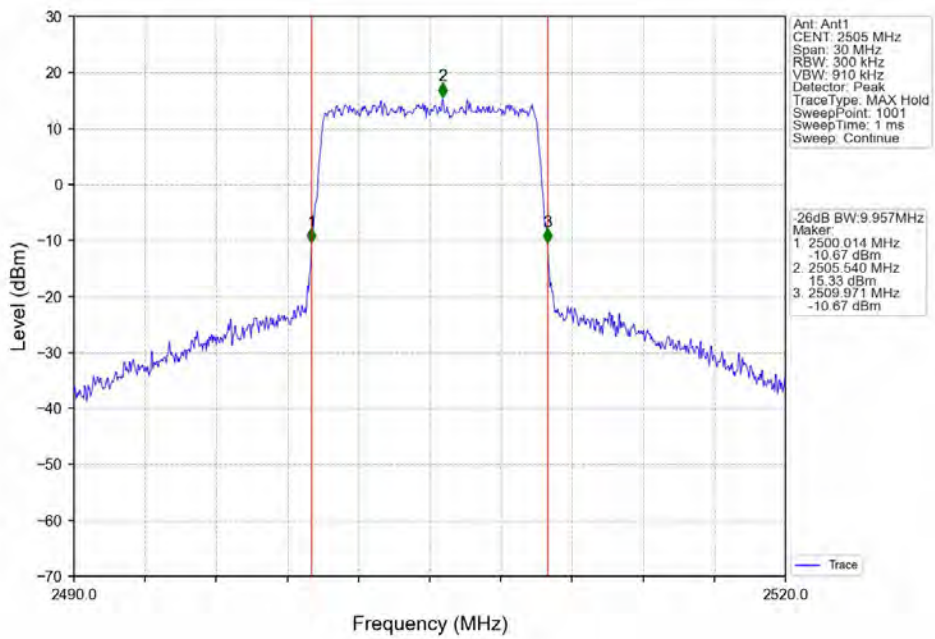
Band7\_10MHz\_QPSK\_MCH\_2535MHz\_RB\_50\_0\_NTNV



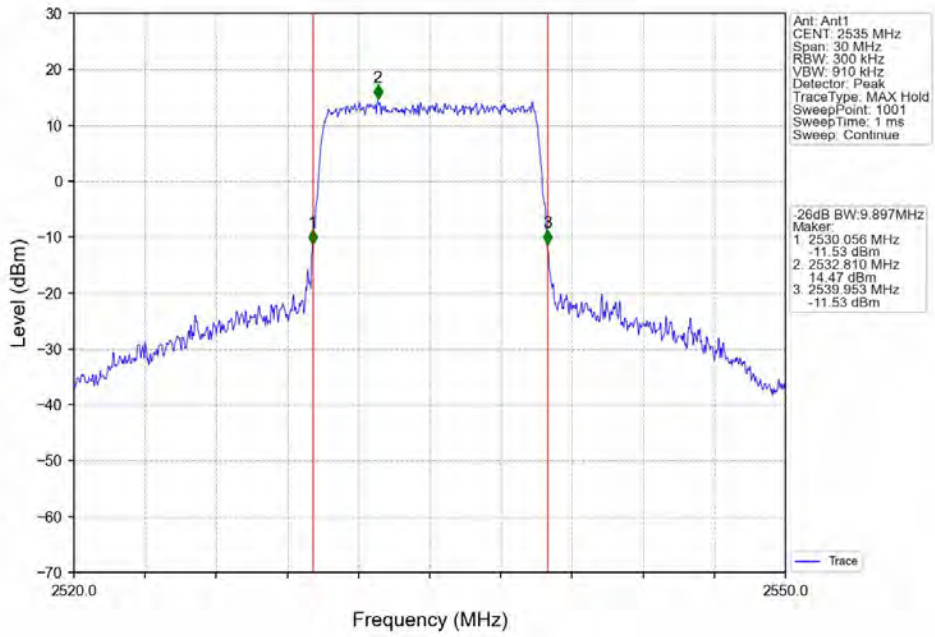
Band7 10MHz QPSK HCH 2565MHz RB 50\_0 NTN



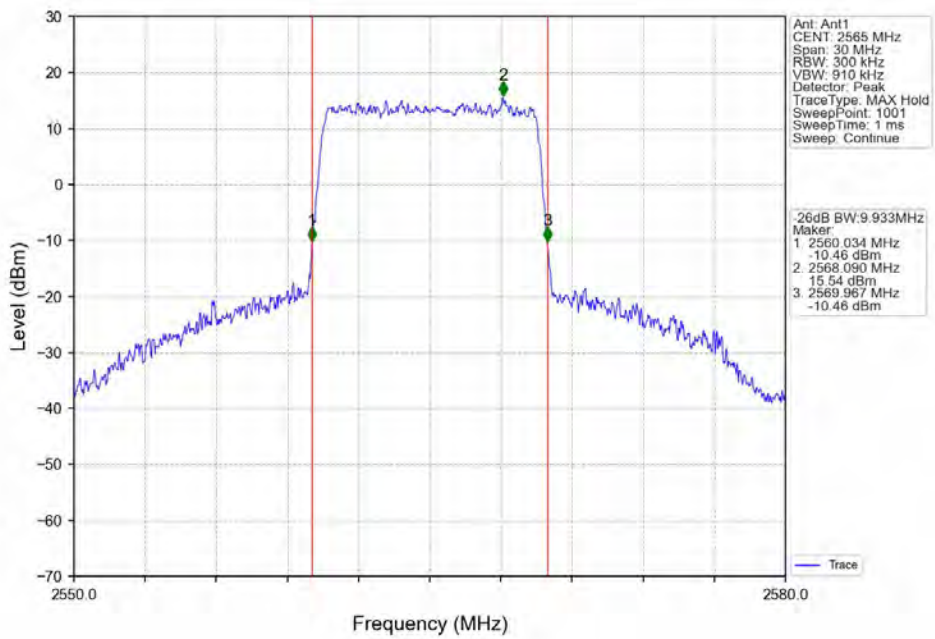
Band7 10MHz 16QAM LCH 2505MHz RB 50\_0 NTN



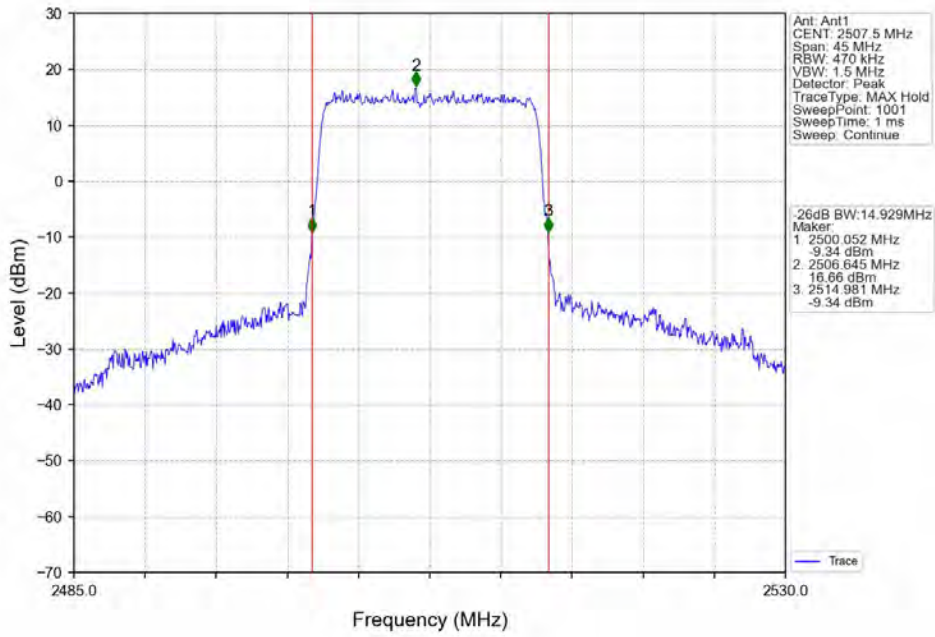
Band7\_10MHz\_16QAM\_MCH\_2535MHz\_RB\_50\_0\_NTNV



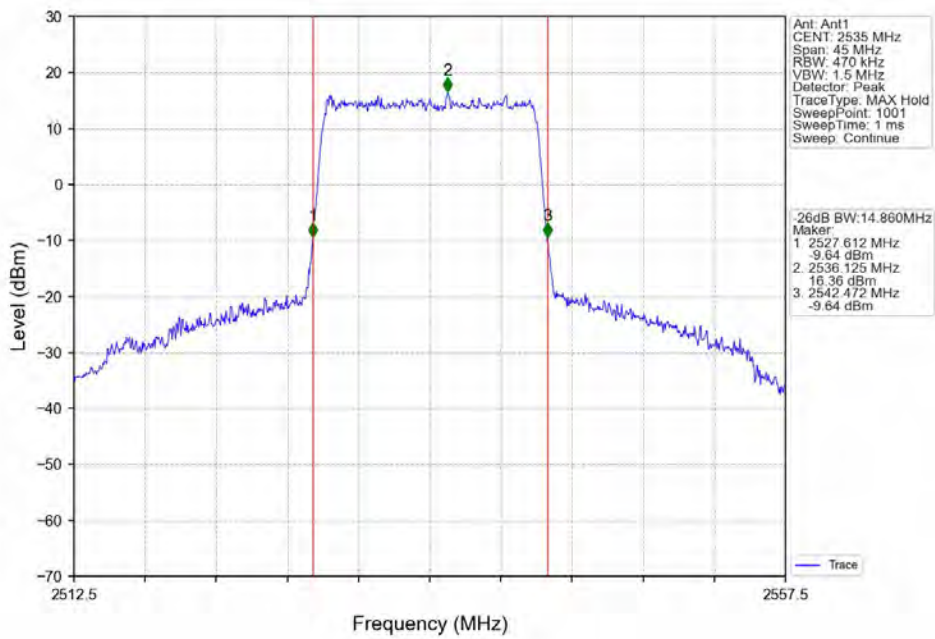
Band7\_10MHz\_16QAM\_HCH\_2565MHz\_RB\_50\_0\_NTNV



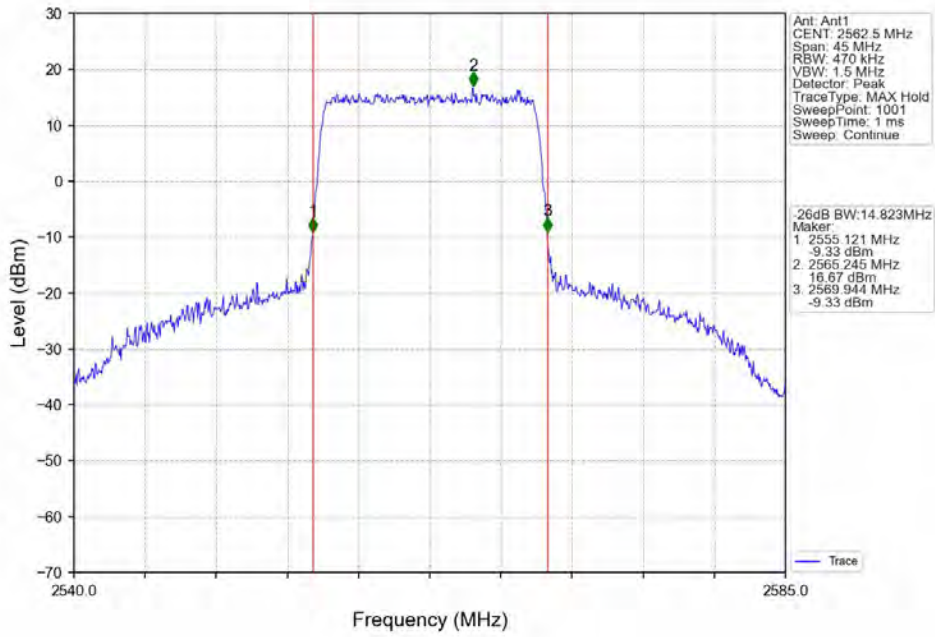
Band7\_15MHz\_QPSK\_LCH\_2507.5MHz\_RB\_75\_0\_NTNV



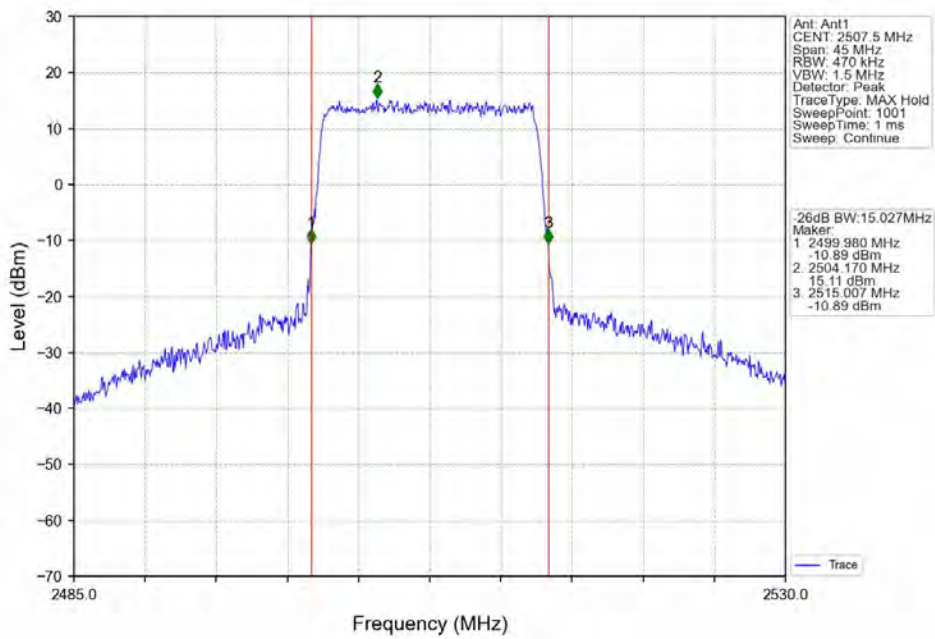
Band7\_15MHz\_QPSK\_MCH\_2535MHz\_RB\_75\_0\_NTNV



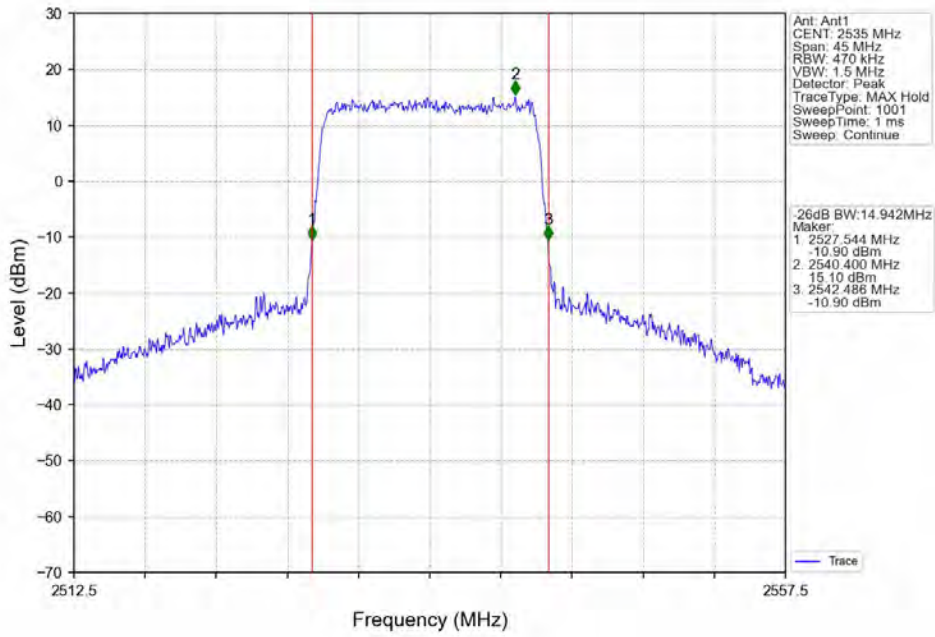
Band7\_15MHz\_QPSK\_HCH\_2562.5MHz\_RB\_75\_0\_NTNV



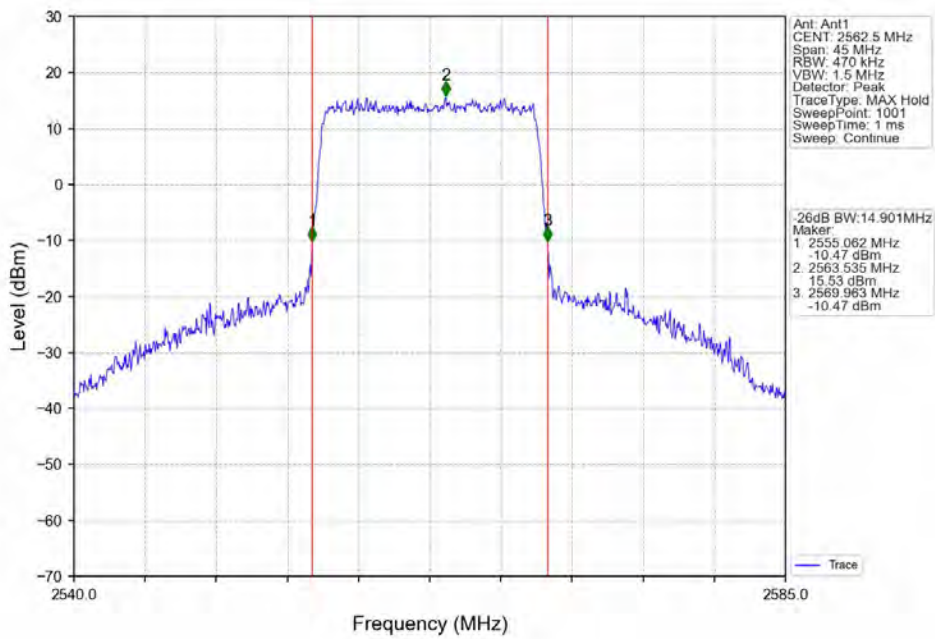
Band7\_15MHz\_16QAM\_LCH\_2507.5MHz\_RB\_75\_0\_NTNV



Band7\_15MHz\_16QAM\_MCH\_2535MHz\_RB\_75\_0\_NTNV

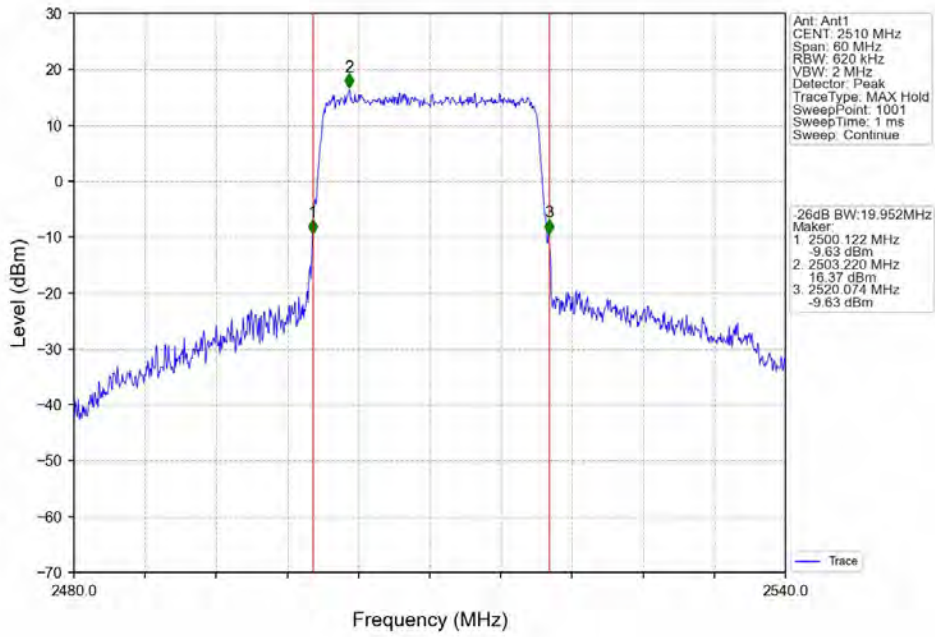


Band7\_15MHz\_16QAM\_HCH\_2562.5MHz\_RB\_75\_0\_NTNV

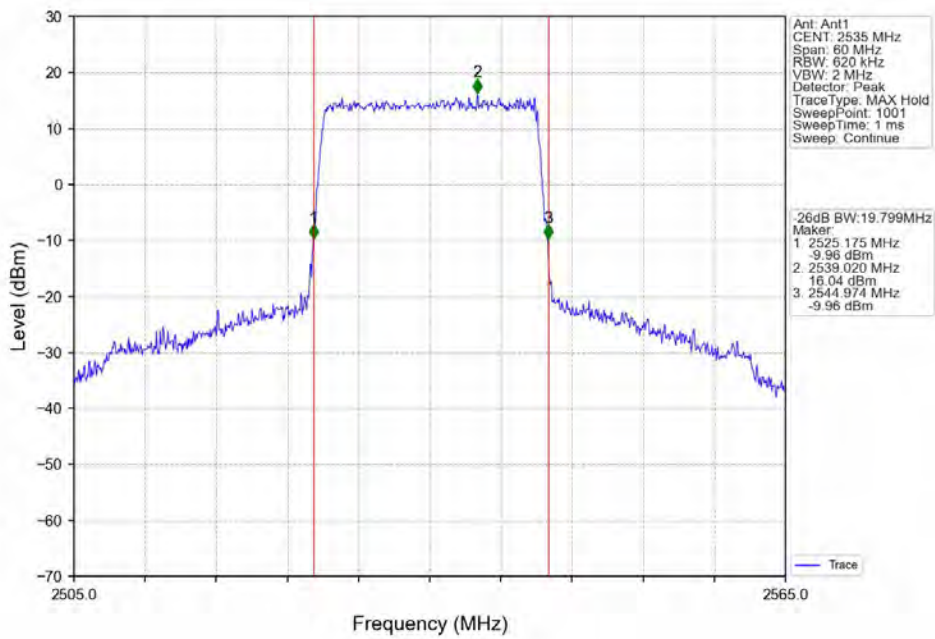




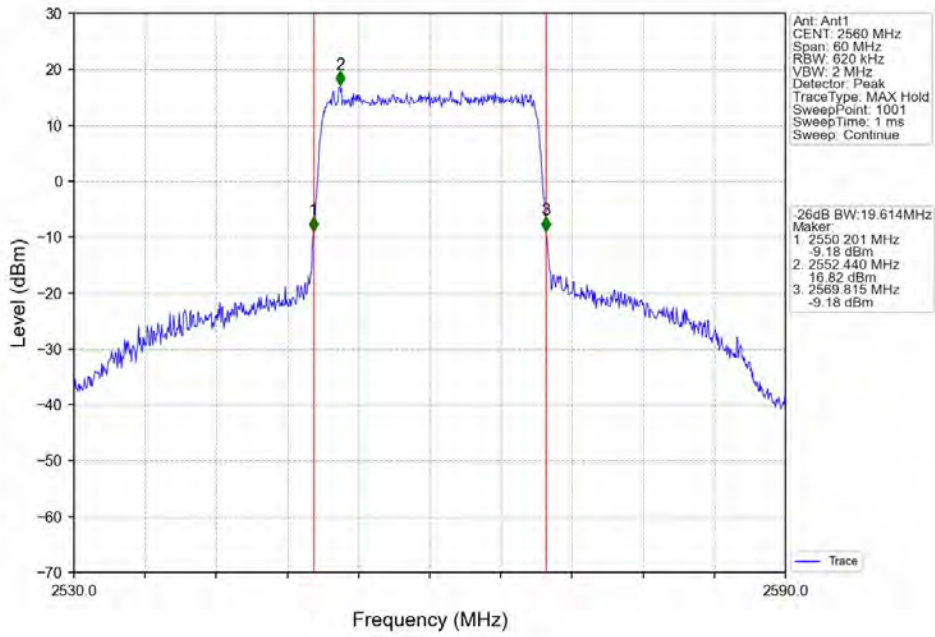
Band7\_20MHz\_QPSK\_LCH\_2510MHz\_RB\_100\_0\_NTNV



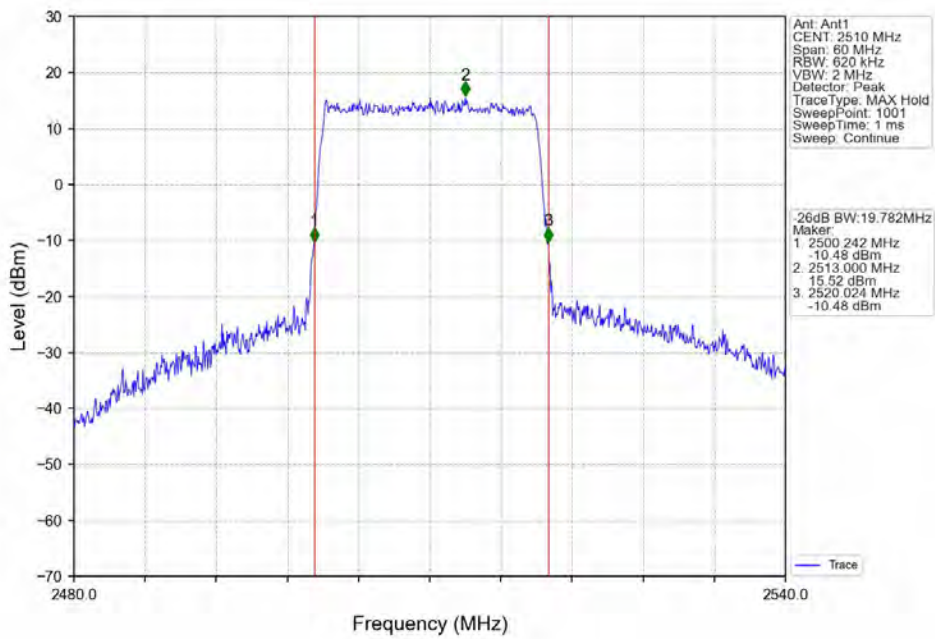
Band7\_20MHz\_QPSK\_MCH\_2535MHz\_RB\_100\_0\_NTNV



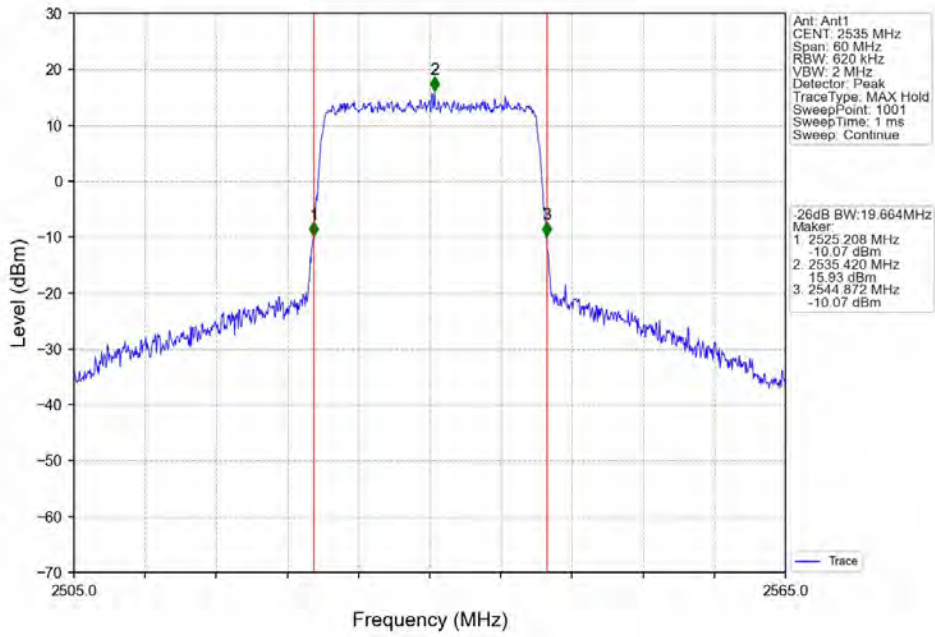
Band7\_20MHz\_QPSK\_HCH\_2560MHz\_RB\_100\_0\_NTNV



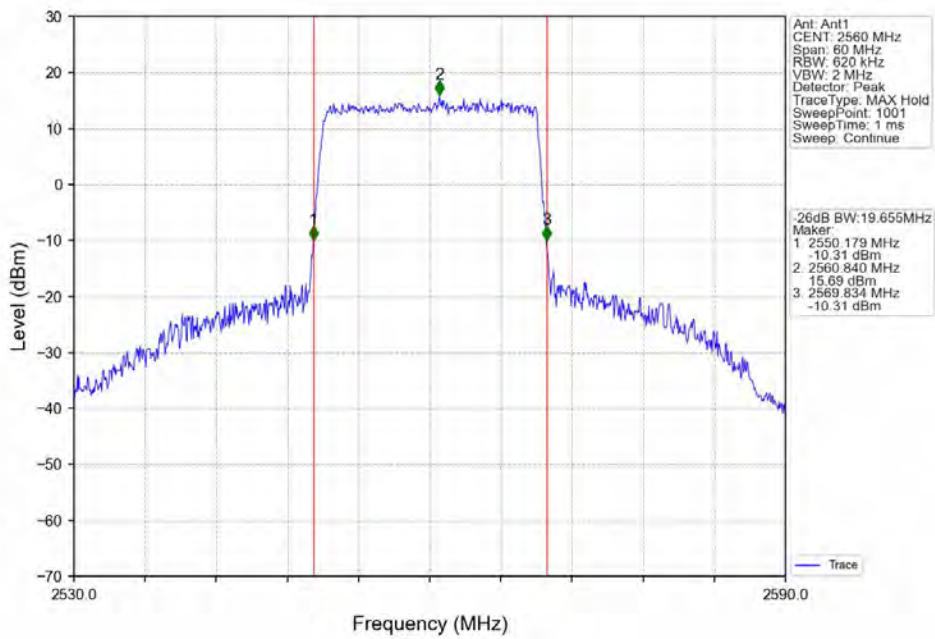
Band7\_20MHz\_16QAM\_LCH\_2510MHz\_RB\_100\_0\_NTNV



Band7 20MHz 16QAM MCH 2535MHz RB 100\_0 NTN



Band7 20MHz 16QAM HCH 2560MHz RB 100\_0 NTN



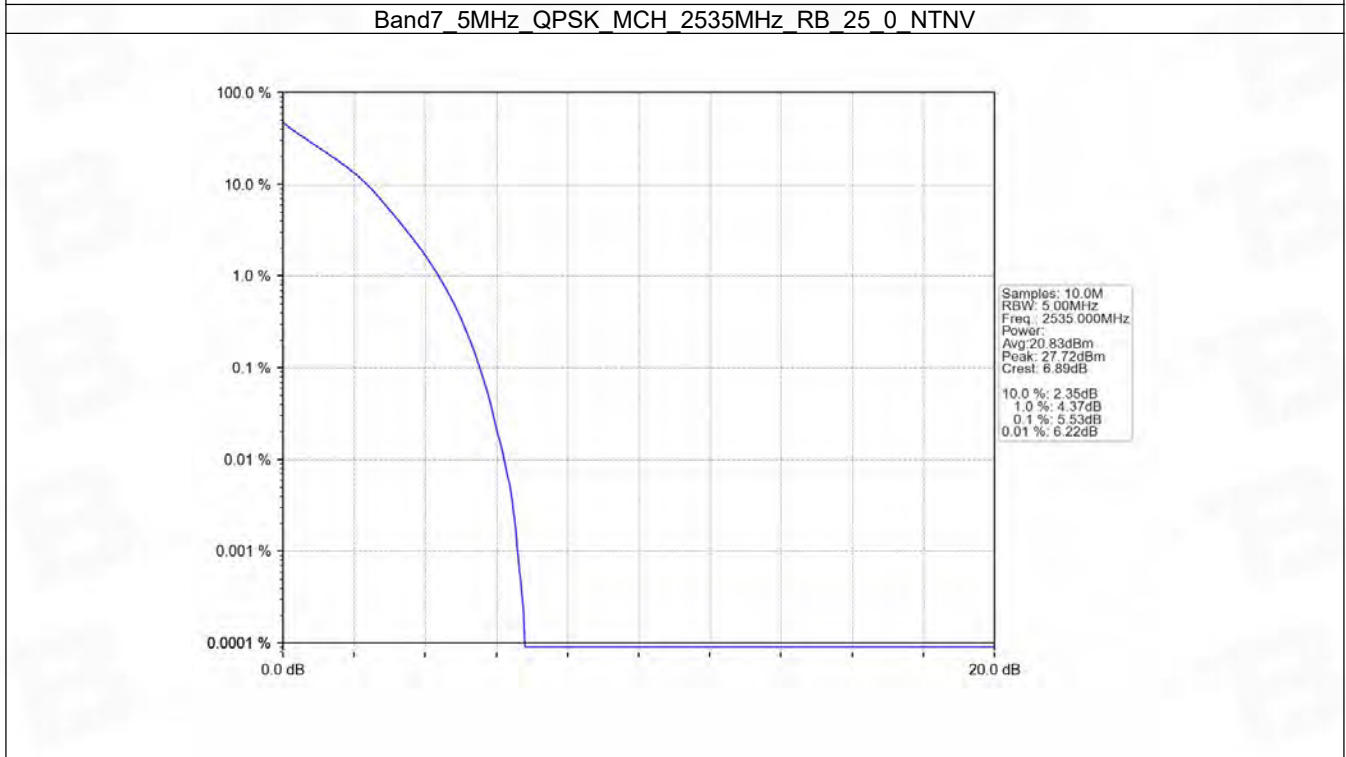
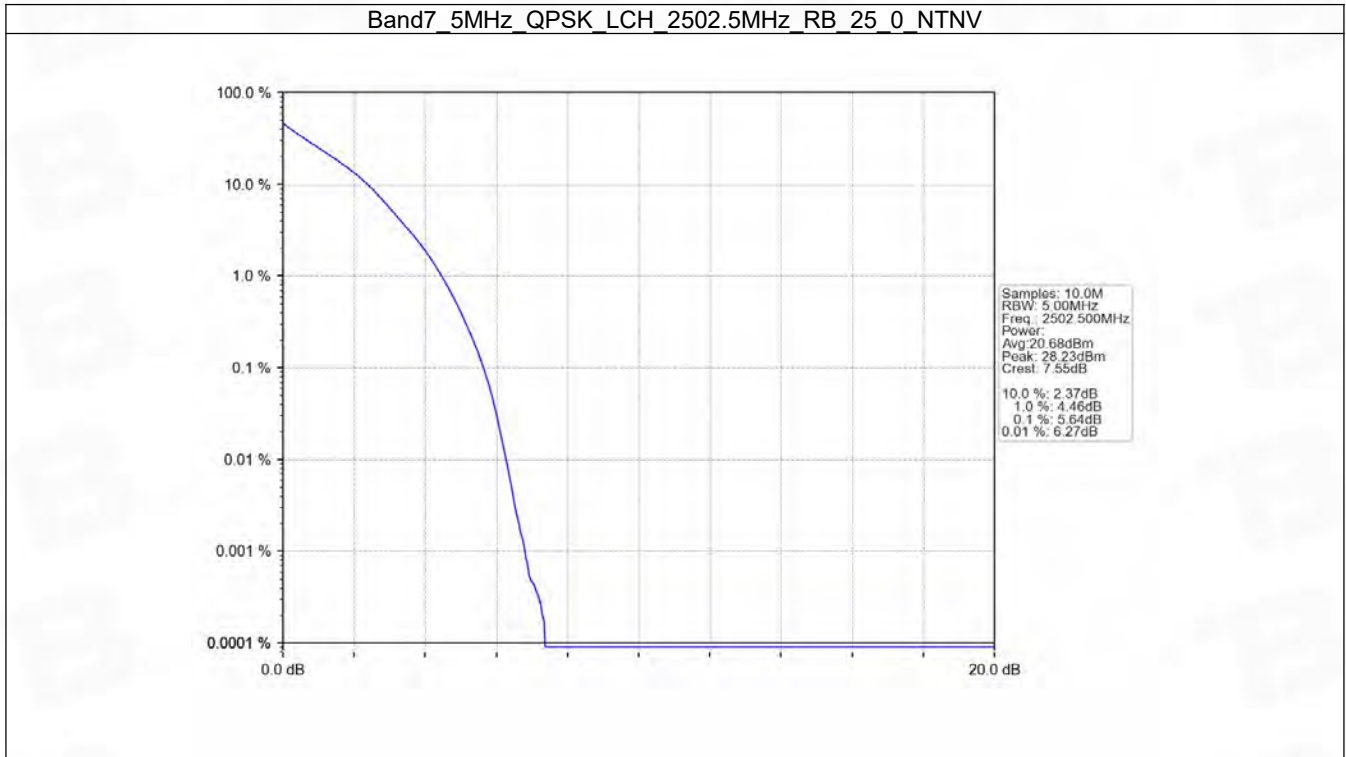
## 5. Peak-Average Ratio

### 5.1 B7\_5MHz

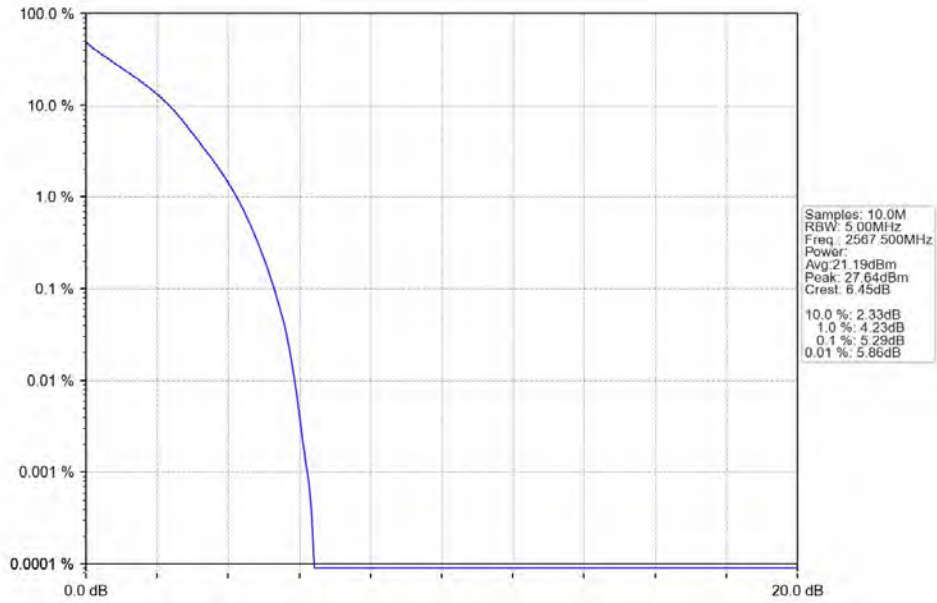
#### 5.1.1 Test Result

Band: 7 / Bandwidth: 5MHz / NTNV						
Modulation	Frequency (MHz)	RB Allocation		Peak-Average Ratio (dB)		Verdict
		Size	Offset	Result	Limit	
QPSK	2502.5	25	0	5.64	<=13	Pass
	2535	25	0	5.53	<=13	Pass
	2567.5	25	0	5.29	<=13	Pass
16QAM	2502.5	25	0	6.32	<=13	Pass
	2535	25	0	6.20	<=13	Pass
	2567.5	25	0	6.03	<=13	Pass

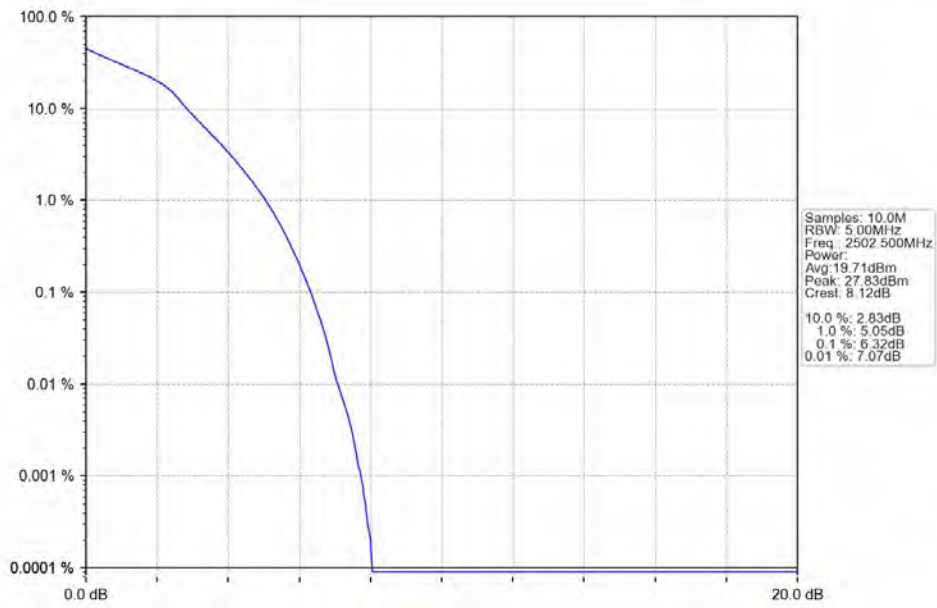
### 5.1.2 Test Graph



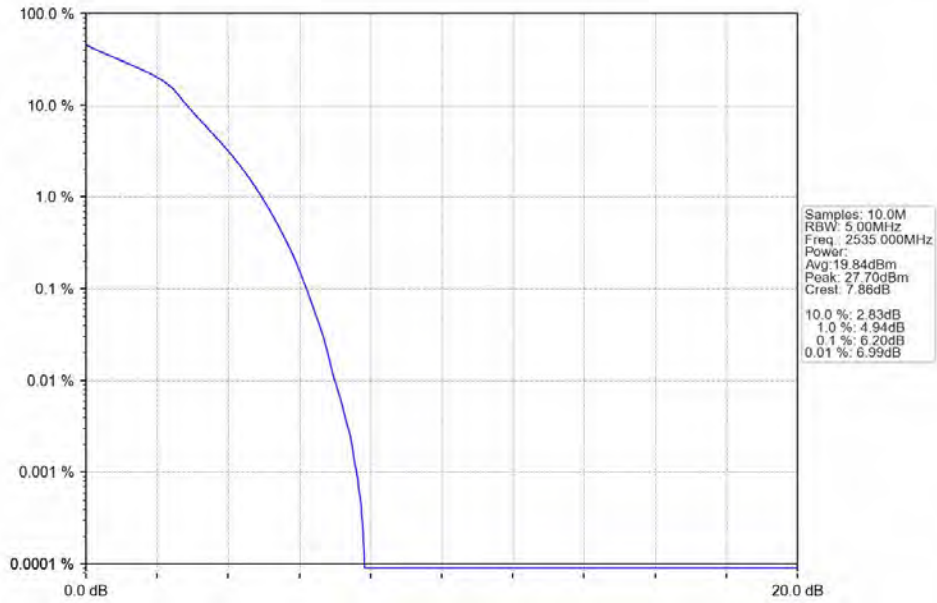
Band7\_5MHz\_QPSK\_HCH\_2567.5MHz\_RB\_25\_0\_NTNV



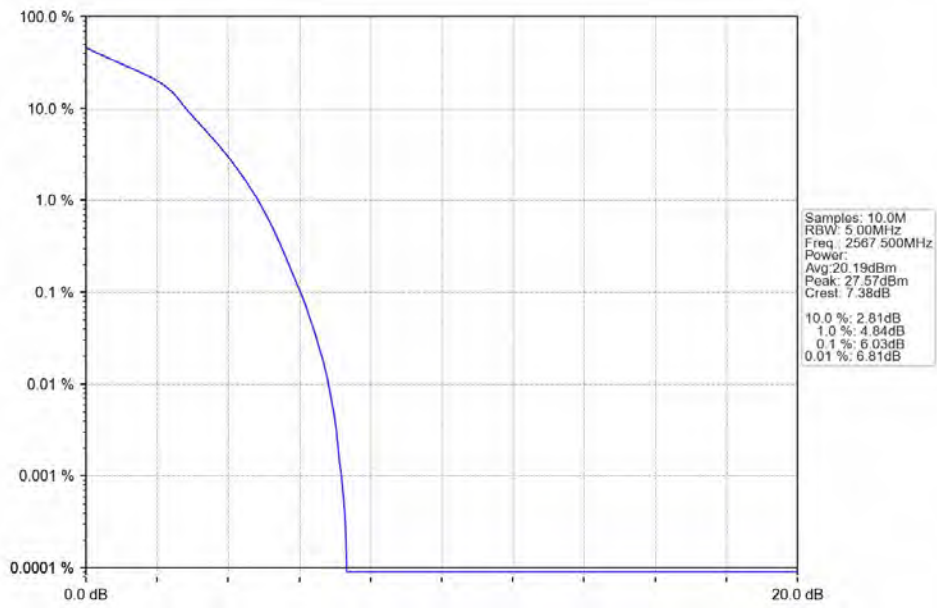
Band7\_5MHz\_16QAM\_LCH\_2502.5MHz\_RB\_25\_0\_NTNV



Band7 5MHz 16QAM MCH 2535MHz RB 25 0 NTV



Band7 5MHz 16QAM HCH 2567.5MHz RB 25 0 NTV



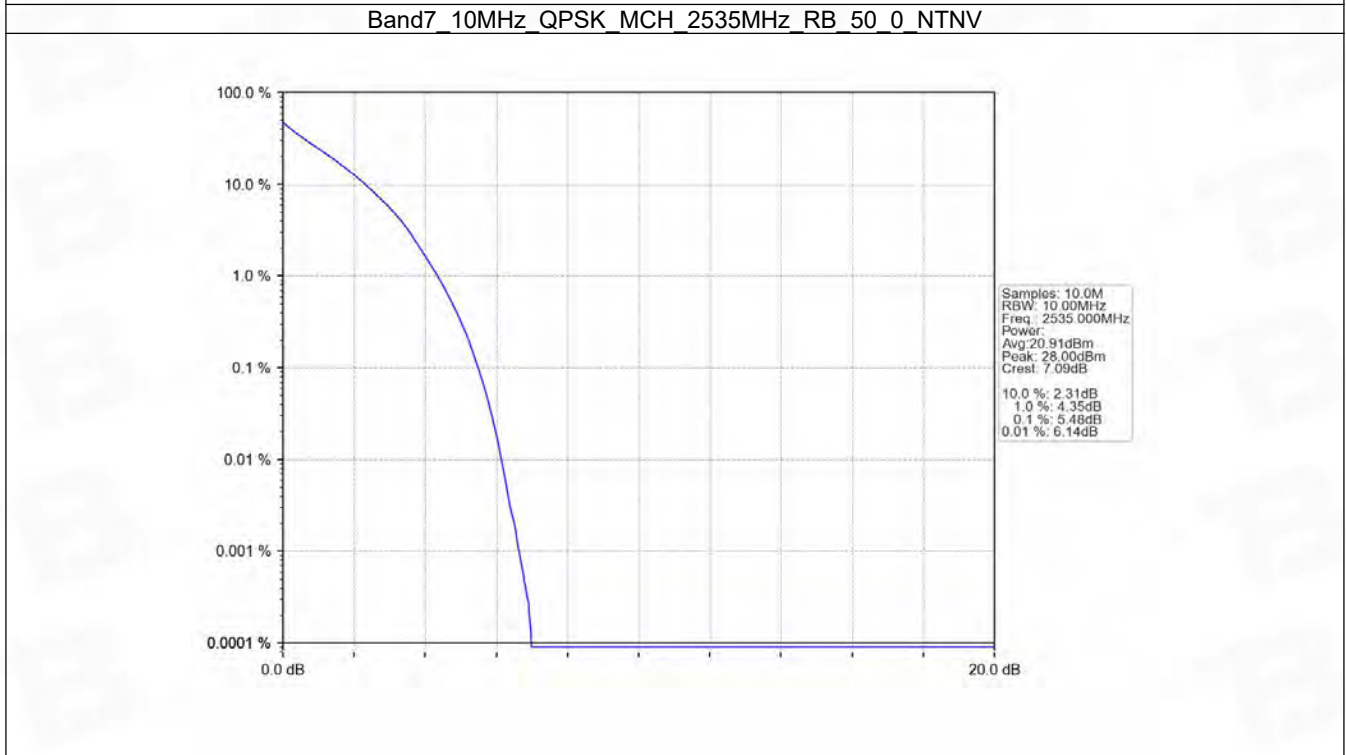
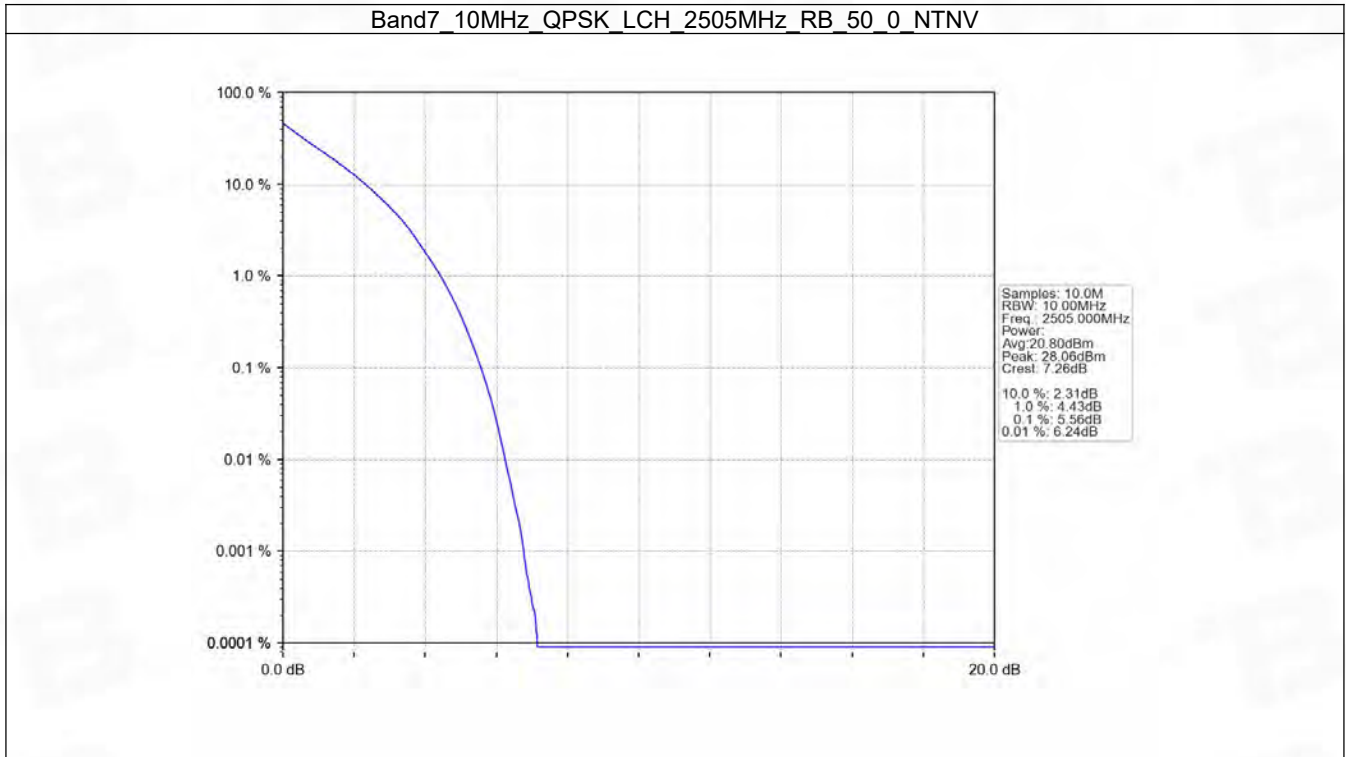
## 5.2 B7\_10MHz

### 5.2.1 Test Result

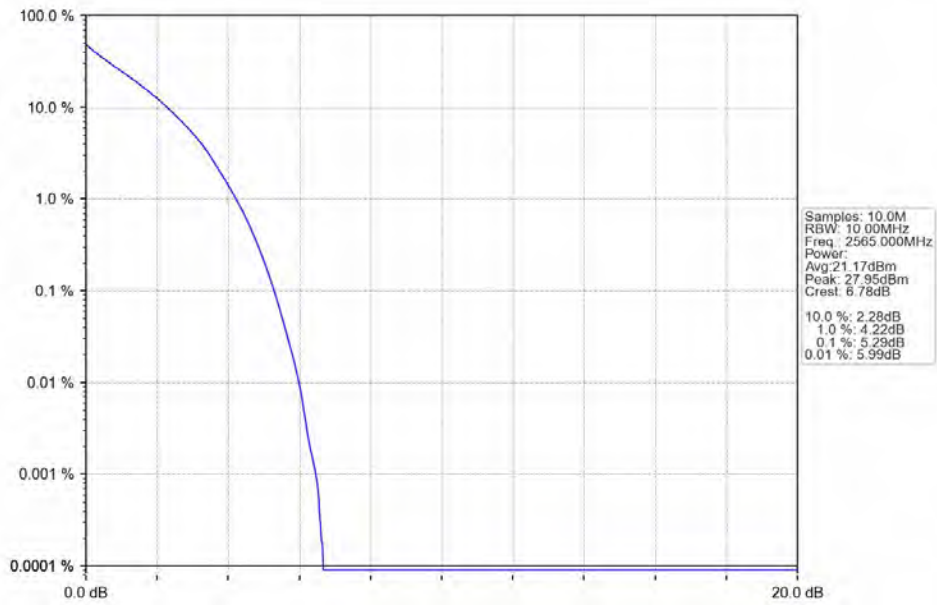
Band: 7 / Bandwidth: 10MHz / NTV						
Modulation	Frequency (MHz)	RB Allocation		Peak-Average Ratio (dB)		Verdict
		Size	Offset	Result	Limit	
QPSK	2505	50	0	5.56	<=13	Pass
	2535	50	0	5.48	<=13	Pass
	2565	50	0	5.29	<=13	Pass
16QAM	2505	50	0	6.31	<=13	Pass
	2535	50	0	6.25	<=13	Pass
	2565	50	0	6.00	<=13	Pass



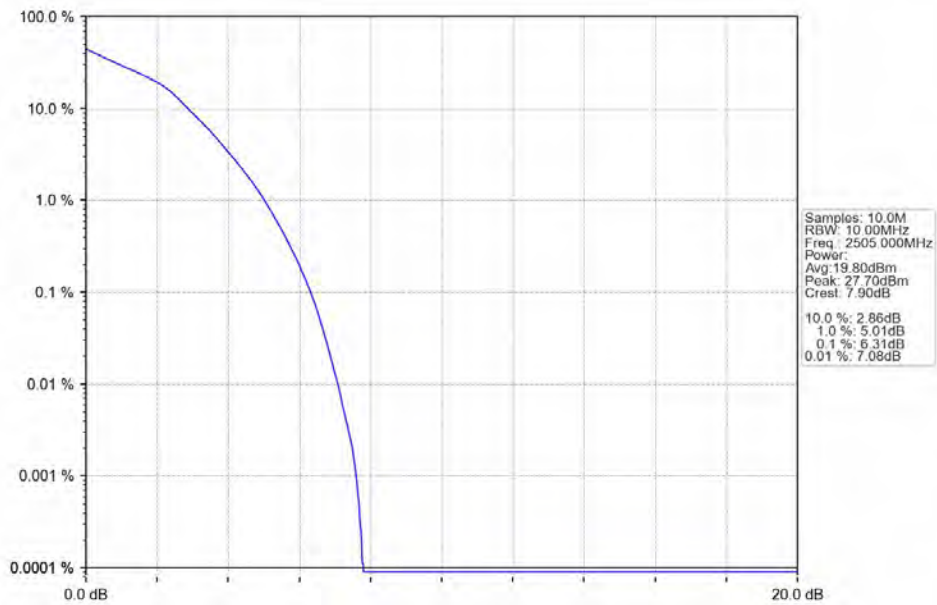
## 5.2.2 Test Graph



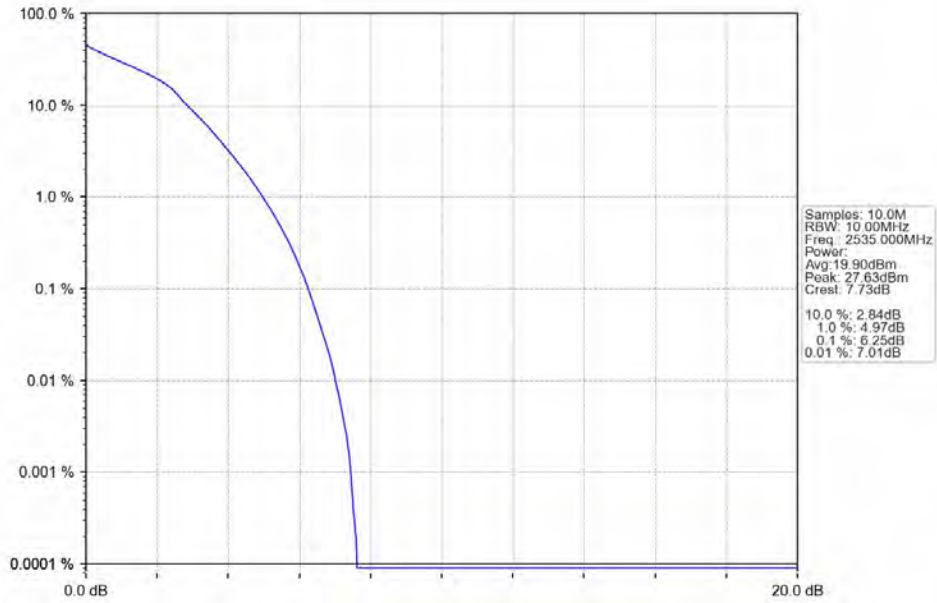
Band7 10MHz QPSK HCH 2565MHz RB 50\_0 NTN



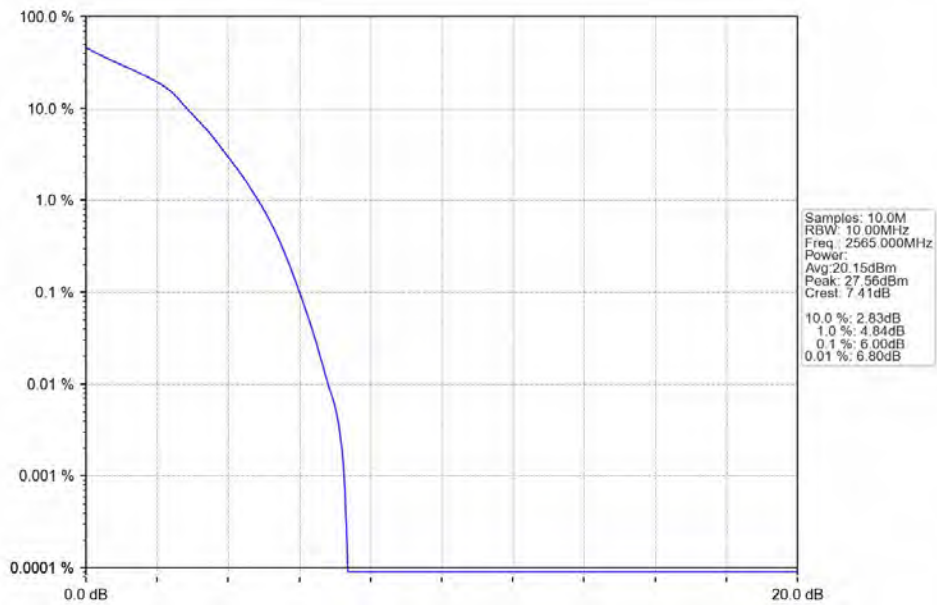
Band7 10MHz 16QAM LCH 2505MHz RB 50\_0 NTN



Band7\_10MHz\_16QAM\_MCH\_2535MHz\_RB\_50\_0\_NTNV



Band7\_10MHz\_16QAM\_HCH\_2565MHz\_RB\_50\_0\_NTNV

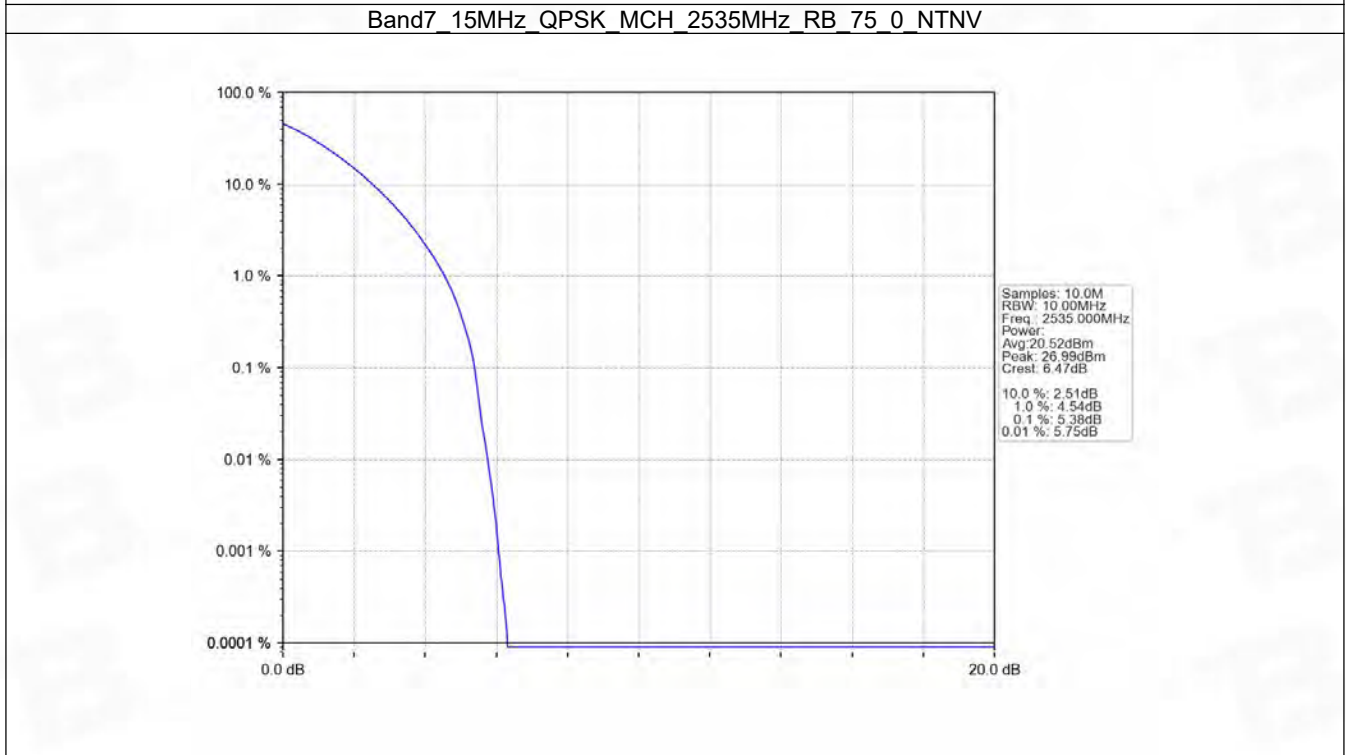
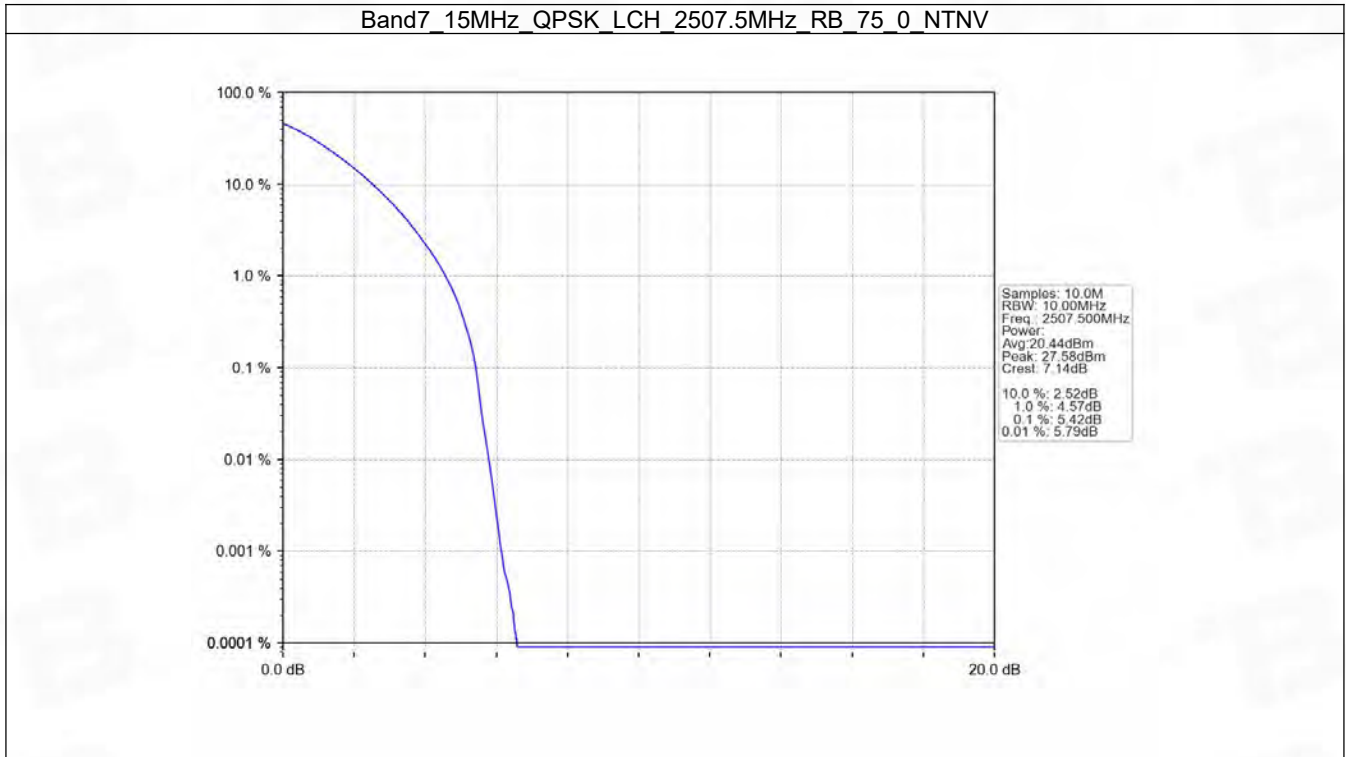


## 5.3 B7\_15MHz

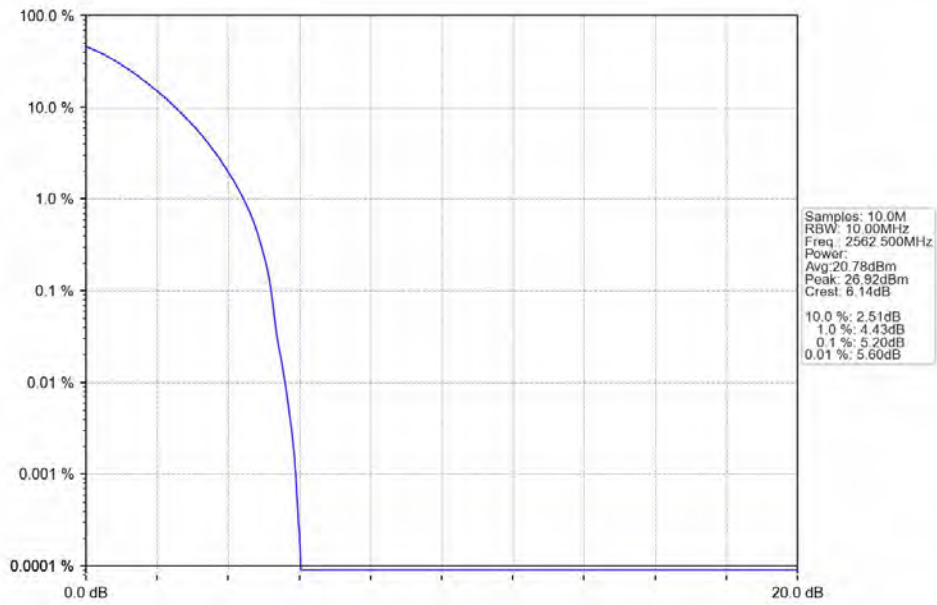
### 5.3.1 Test Result

Band: 7 / Bandwidth: 15MHz / NTNV						
Modulation	Frequency (MHz)	RB Allocation		Peak-Average Ratio (dB)		Verdict
		Size	Offset	Result	Limit	
QPSK	2507.5	75	0	5.42	<=13	Pass
	2535	75	0	5.38	<=13	Pass
	2562.5	75	0	5.20	<=13	Pass
16QAM	2507.5	75	0	6.15	<=13	Pass
	2535	75	0	6.11	<=13	Pass
	2562.5	75	0	5.95	<=13	Pass

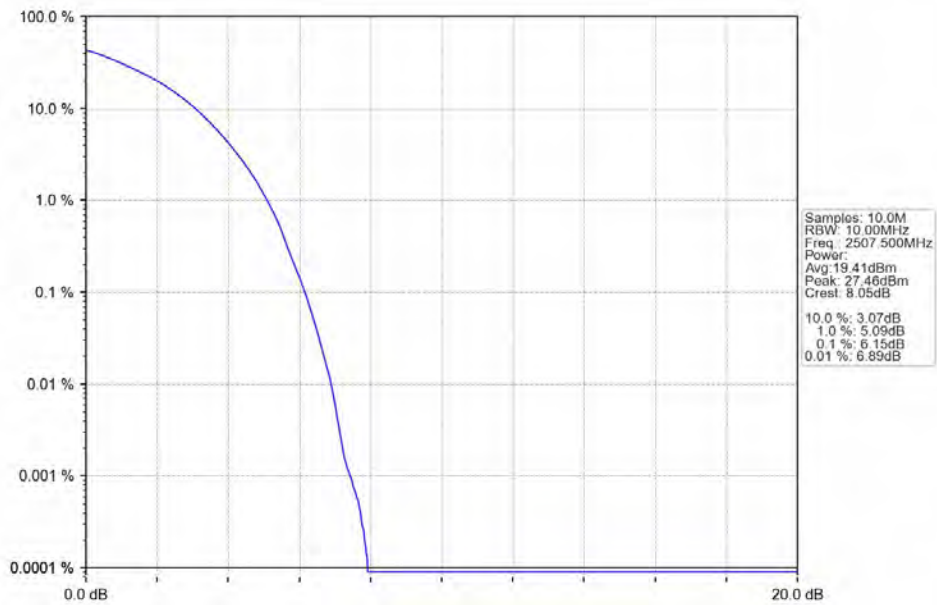
### 5.3.2 Test Graph



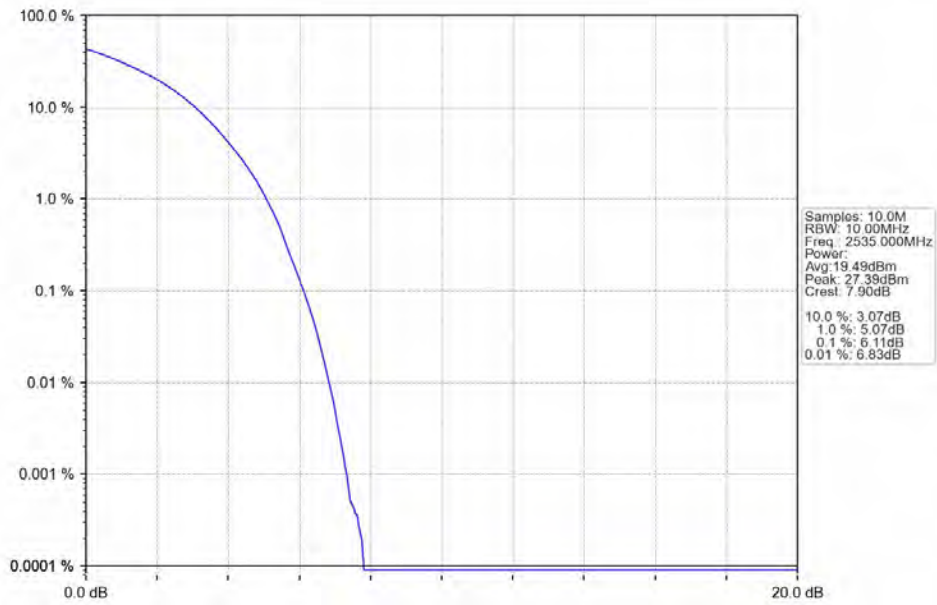
Band7\_15MHz\_QPSK\_HCH\_2562.5MHz\_RB\_75\_0\_NTNV



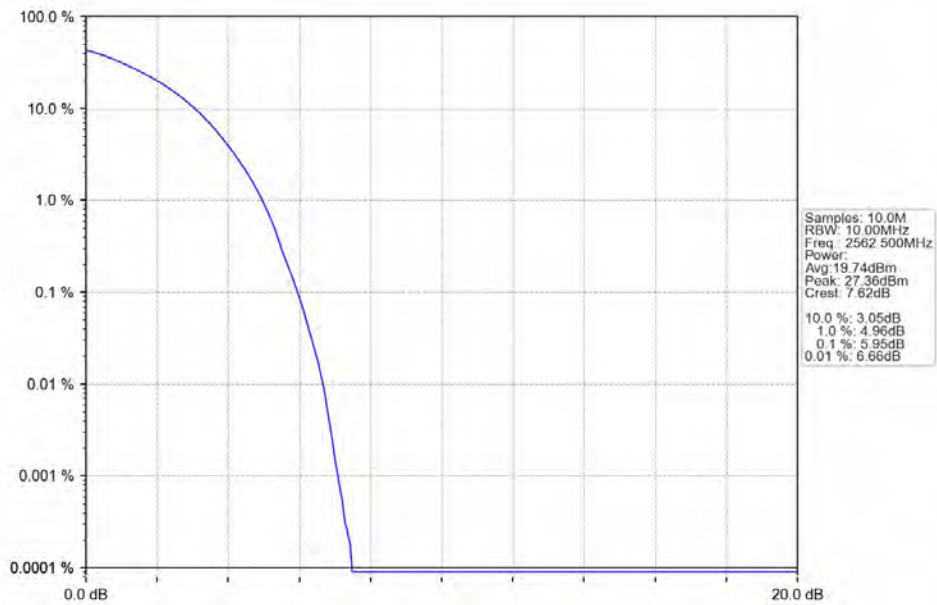
Band7\_15MHz\_16QAM\_LCH\_2507.5MHz\_RB\_75\_0\_NTNV



Band7\_15MHz\_16QAM\_MCH\_2535MHz\_RB\_75\_0\_NTNV



Band7\_15MHz\_16QAM\_HCH\_2562.5MHz\_RB\_75\_0\_NTNV



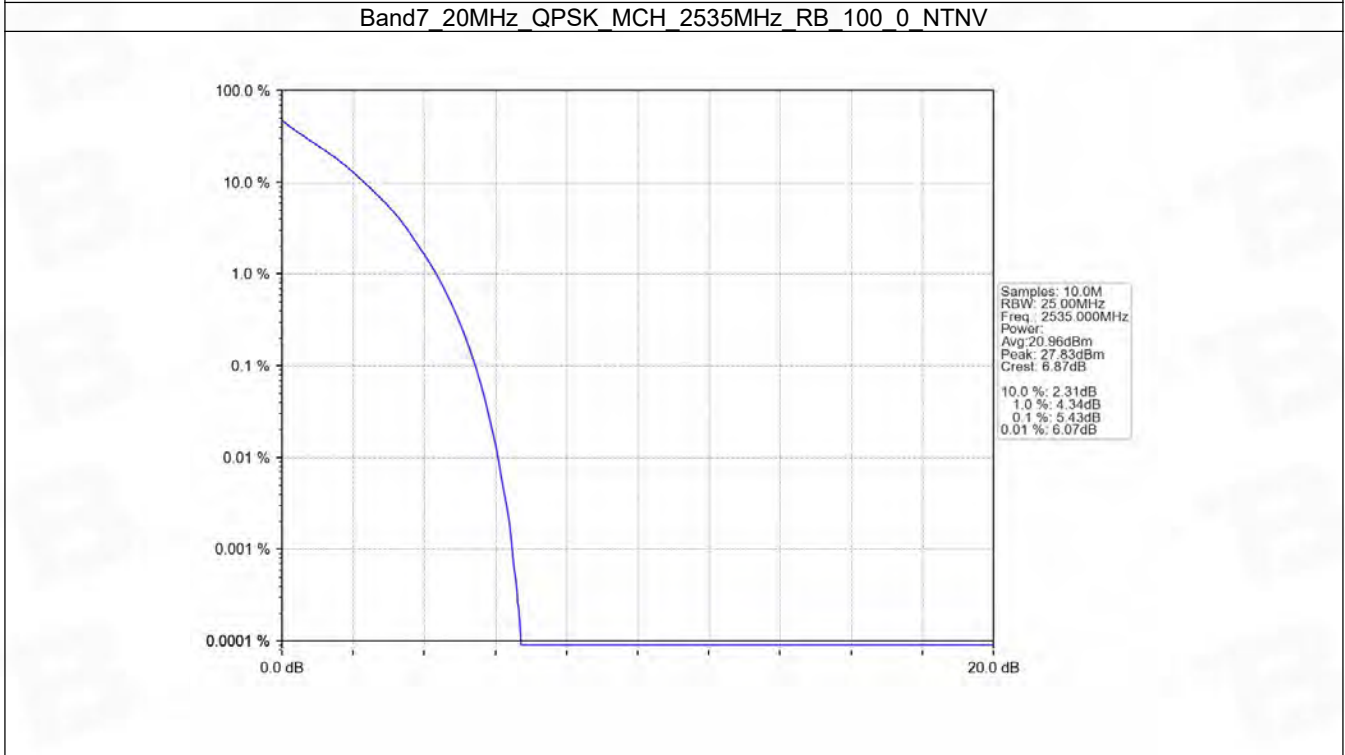
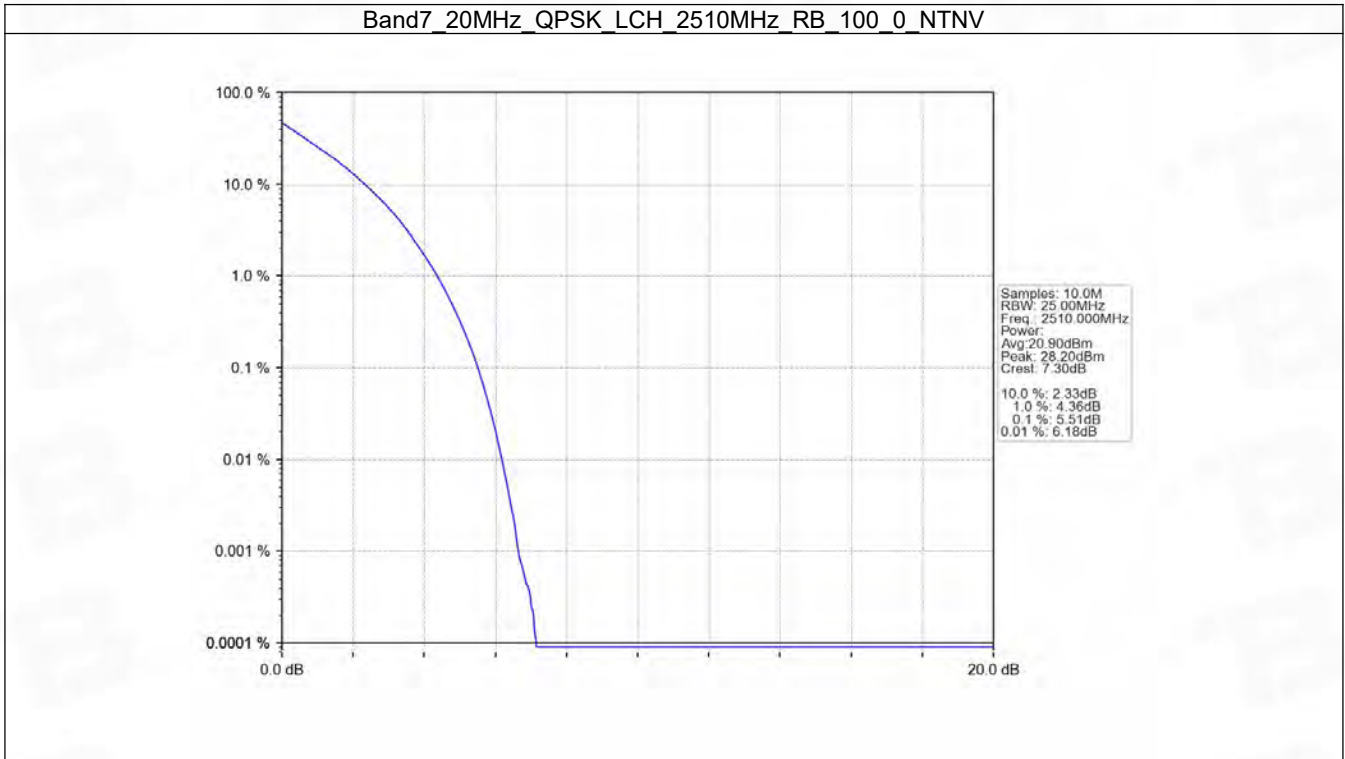
## 5.4 B7\_20MHz

### 5.4.1 Test Result

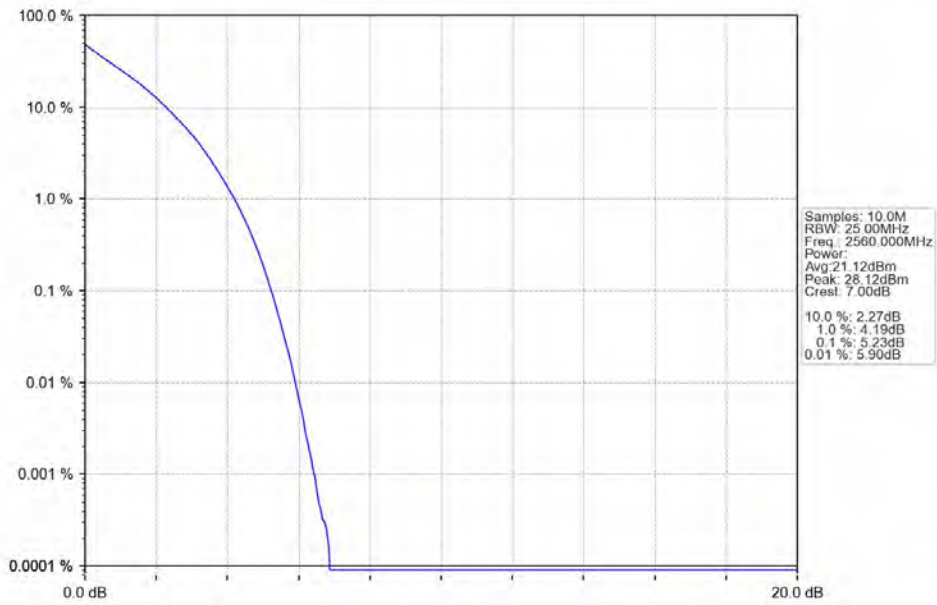
Band: 7 / Bandwidth: 20MHz / NTV						
Modulation	Frequency (MHz)	RB Allocation		Peak-Average Ratio (dB)		Verdict
		Size	Offset	Result	Limit	
QPSK	2510	100	0	5.51	<=13	Pass
	2535	100	0	5.43	<=13	Pass
	2560	100	0	5.23	<=13	Pass
16QAM	2510	100	0	6.21	<=13	Pass
	2535	100	0	6.18	<=13	Pass
	2560	100	0	5.98	<=13	Pass



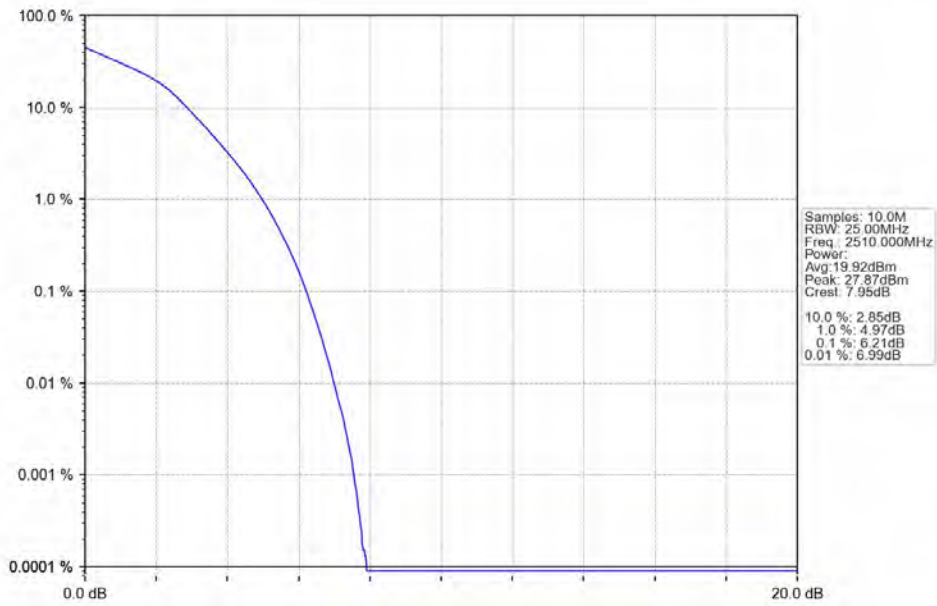
### 5.4.2 Test Graph



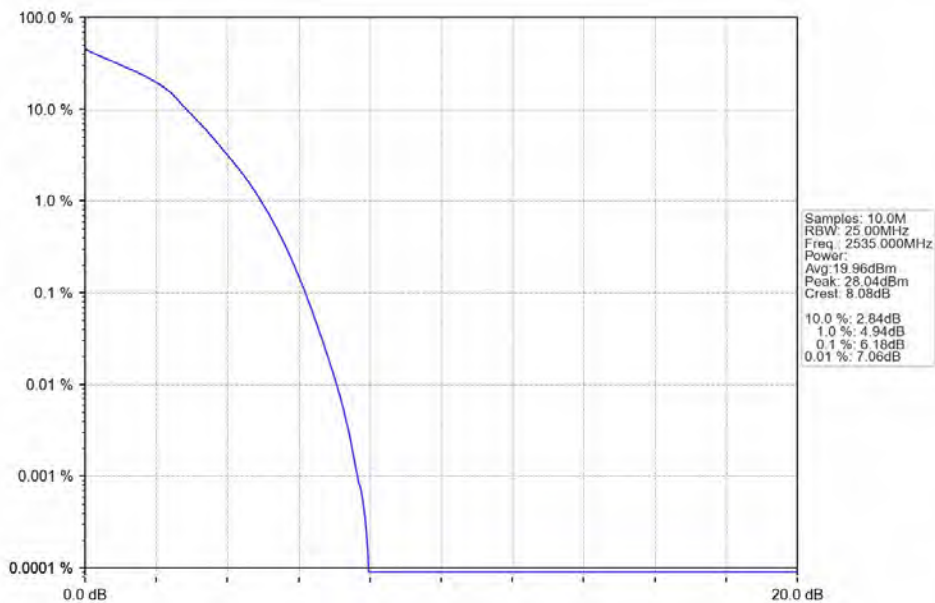
Band7\_20MHz\_QPSK\_HCH\_2560MHz\_RB\_100\_0\_NTNV



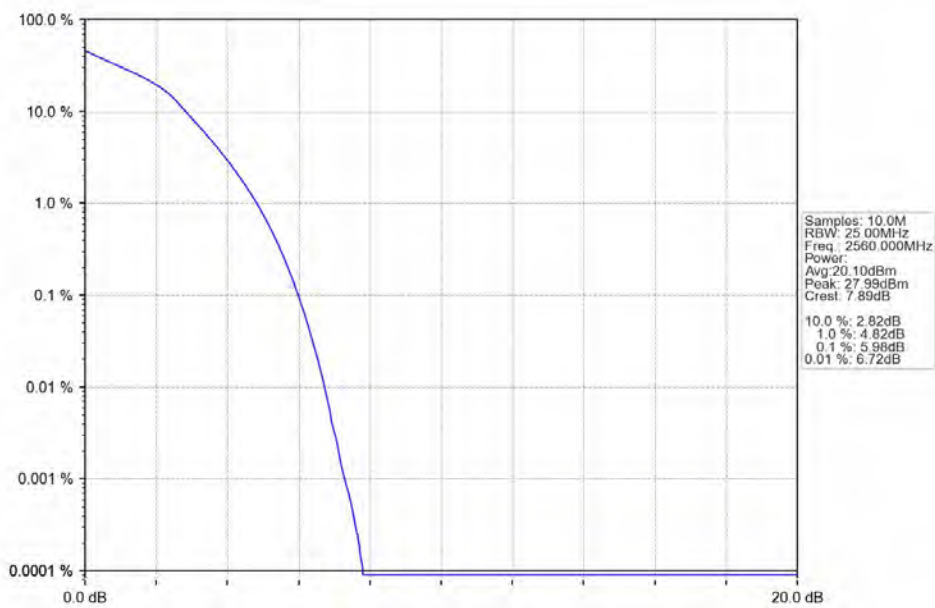
Band7\_20MHz\_16QAM\_LCH\_2510MHz\_RB\_100\_0\_NTNV



Band7 20MHz 16QAM MCH 2535MHz RB 100 0 NTNV



Band7 20MHz 16QAM HCH 2560MHz RB 100 0 NTNV



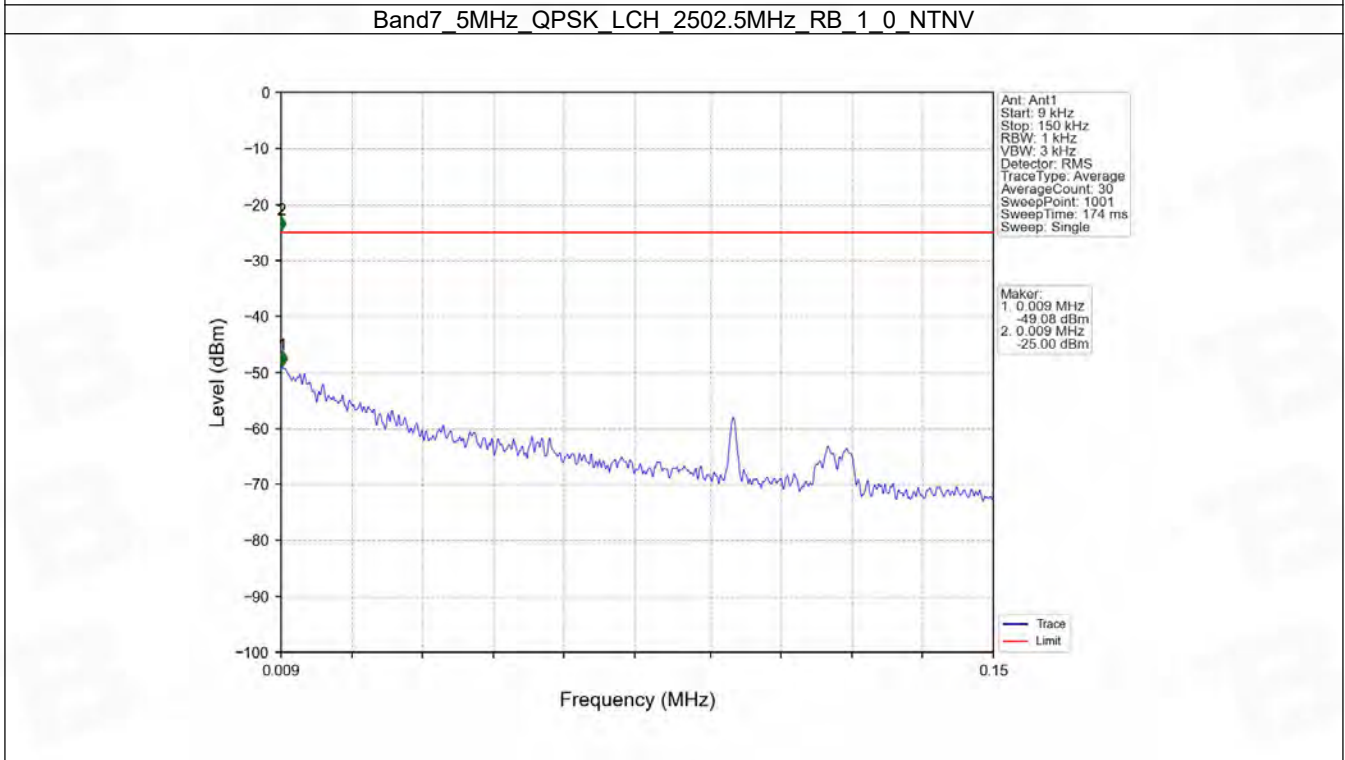
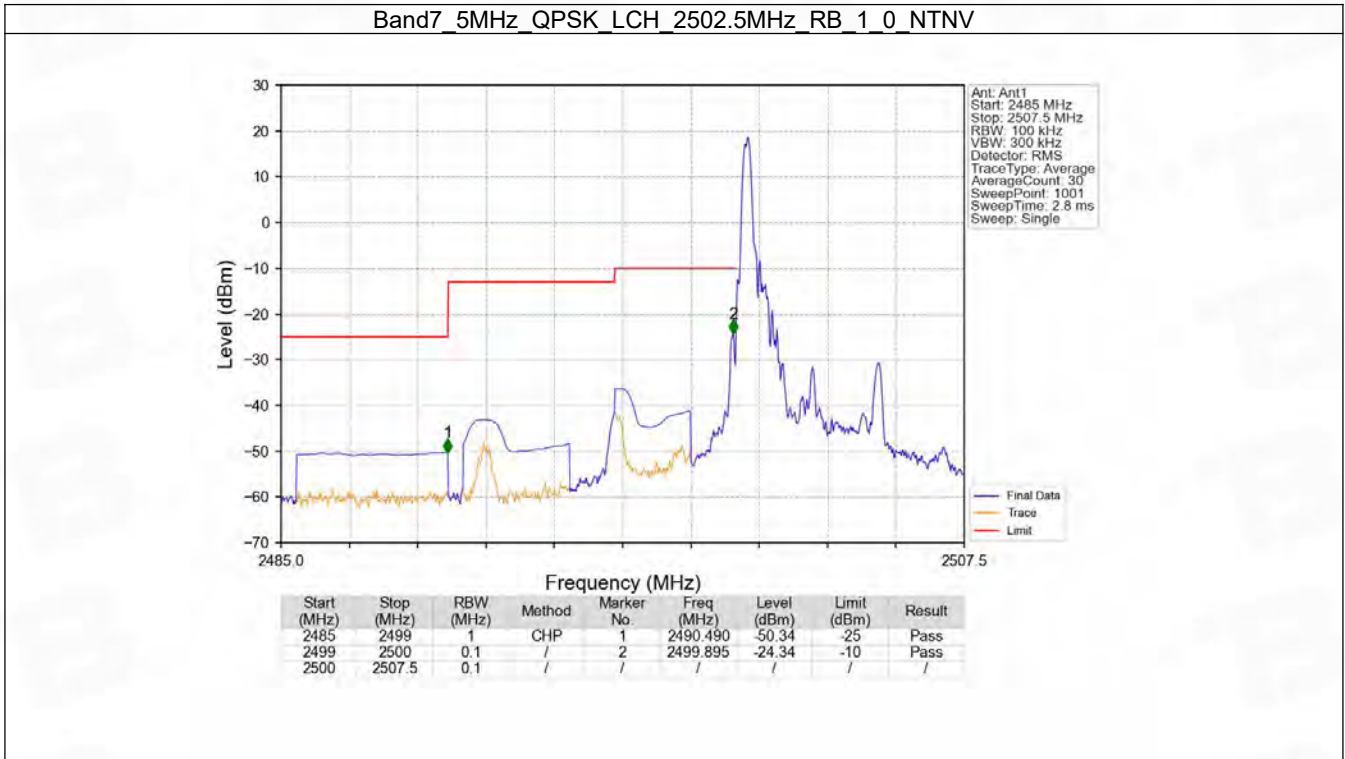
## 6. Spurious Emission

### 6.1 B7\_5MHz

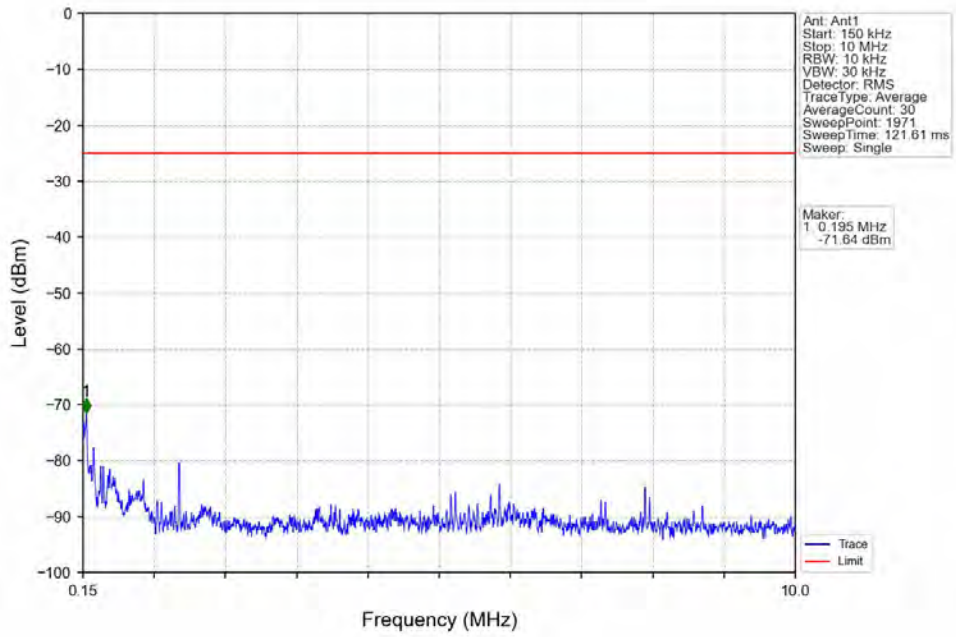
#### 6.1.1 Test Result

Band: 7 / Bandwidth: 5MHz / NTV						
Modulation	Frequency (MHz)	RB Allocation		Spurious Emission		Verdict
		Size	Offset	Result	Limit	
QPSK	2502.5	1	0	Refer To Test Graph		Pass
		25	0	Refer To Test Graph		Pass
	2567.5	1	0	Refer To Test Graph		Pass
		1	0	Refer To Test Graph		Pass
			24	Refer To Test Graph		Pass
		25	0	Refer To Test Graph		Pass
16QAM	2502.5	1	0	Refer To Test Graph		Pass
		25	0	Refer To Test Graph		Pass
	2567.5	1	0	Refer To Test Graph		Pass
		1	0	Refer To Test Graph		Pass
			24	Refer To Test Graph		Pass
		25	0	Refer To Test Graph		Pass

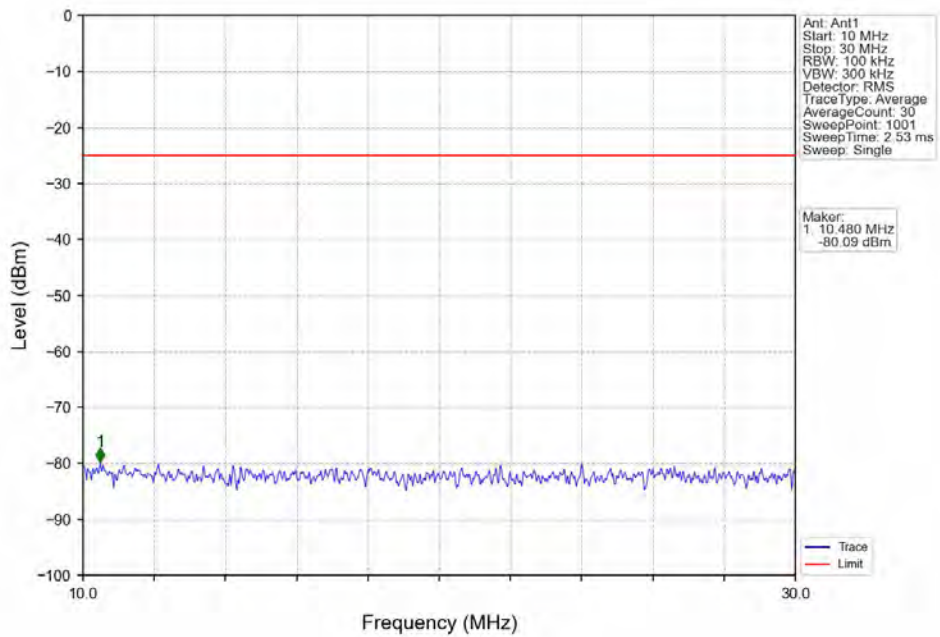
### 6.1.2 Test Graph



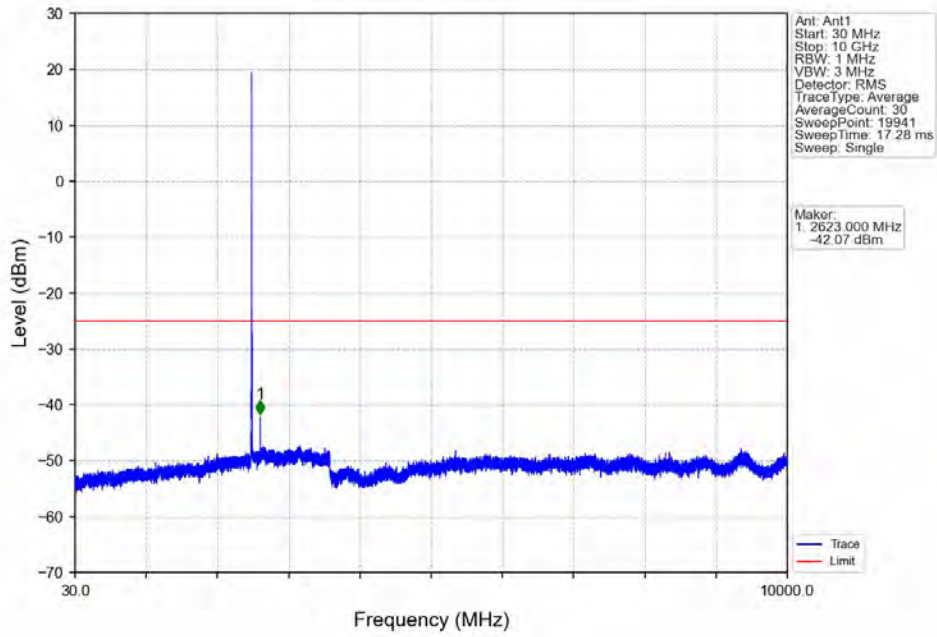
Band7\_5MHz\_QPSK\_LCH\_2502.5MHz\_RB\_1\_0\_NTNV



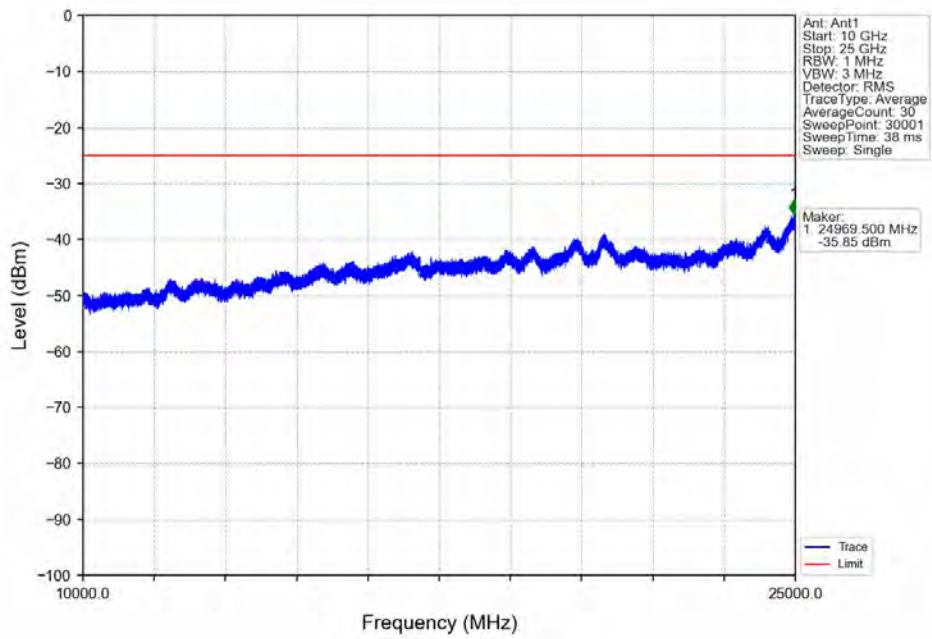
Band7\_5MHz\_QPSK\_LCH\_2502.5MHz\_RB\_1\_0\_NTNV



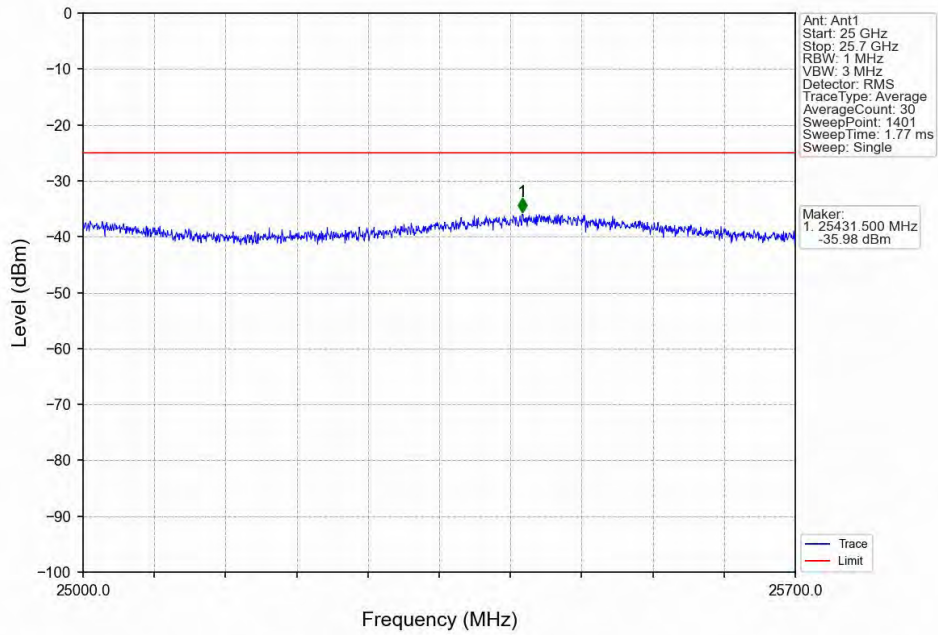
Band7\_5MHz\_QPSK\_LCH\_2502.5MHz\_RB\_1\_0\_NTNV



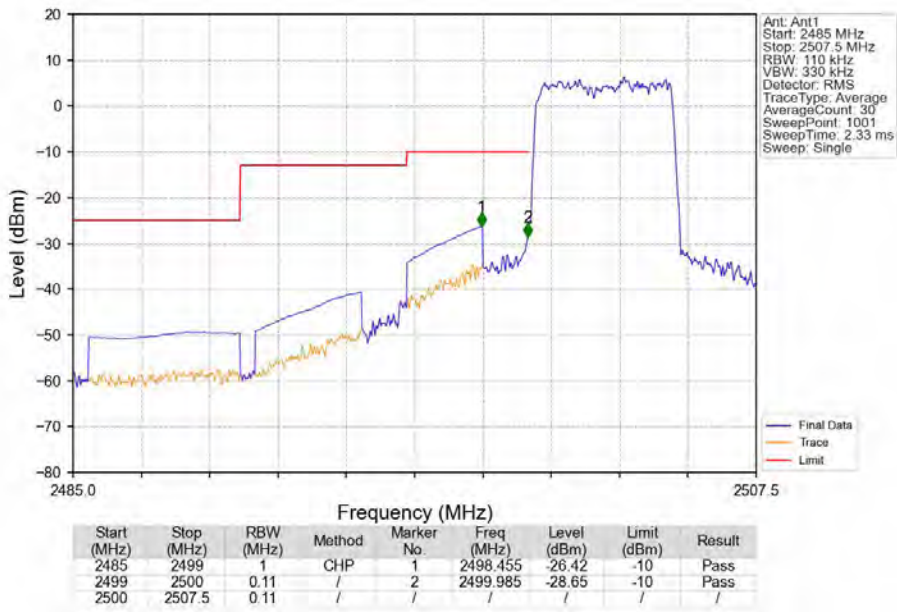
Band7\_5MHz\_QPSK\_LCH\_2502.5MHz\_RB\_1\_0\_NTNV



Band7\_5MHz\_QPSK\_LCH\_2502.5MHz\_RB\_1\_0\_NTNV

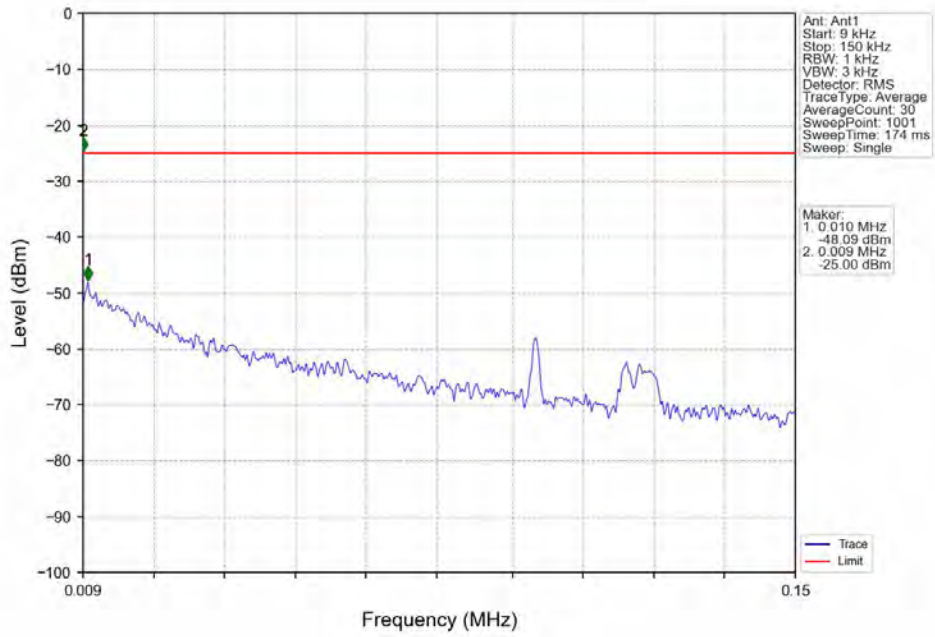


Band7\_5MHz\_QPSK\_LCH\_2502.5MHz\_RB\_25\_0\_NTNV

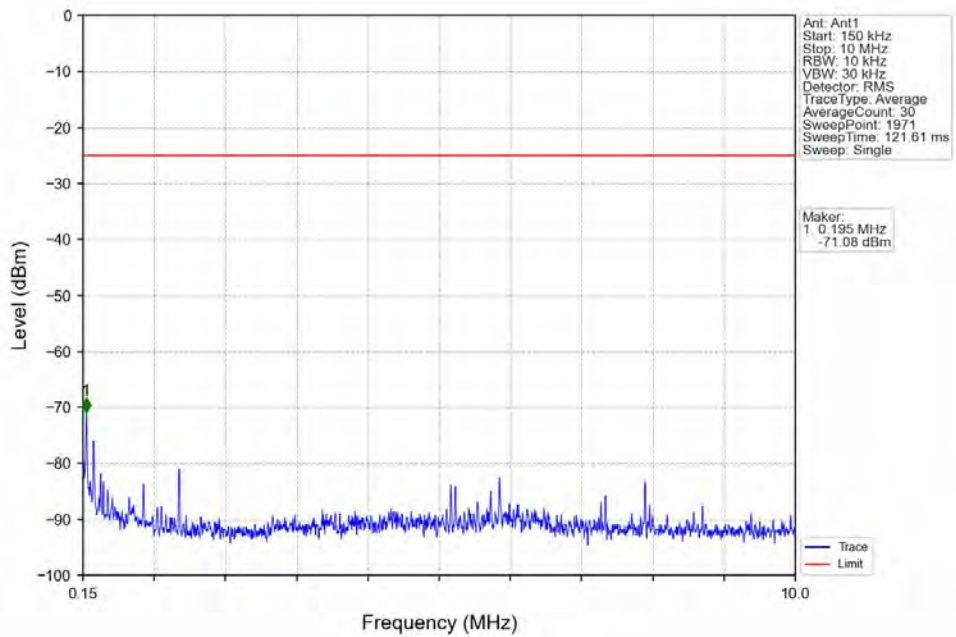




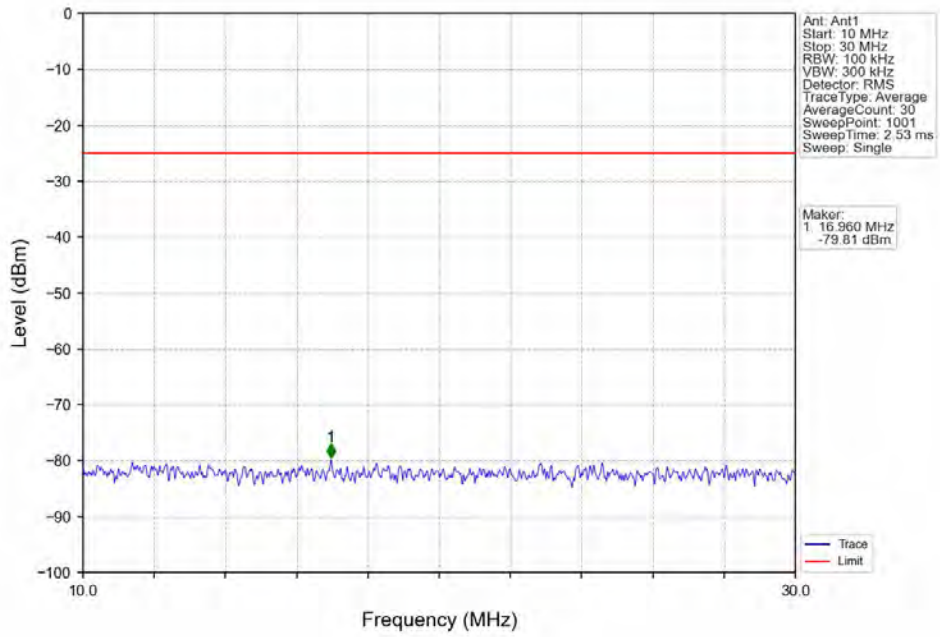
Band7\_5MHz\_QPSK\_MCH\_2535MHz\_RB\_1\_0\_NTNV



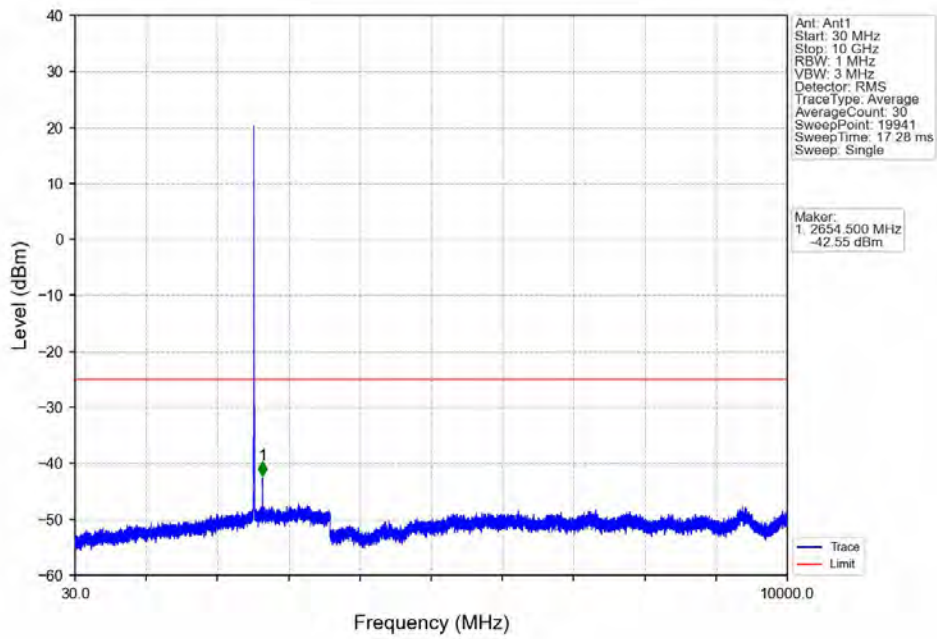
Band7\_5MHz\_QPSK\_MCH\_2535MHz\_RB\_1\_0\_NTNV



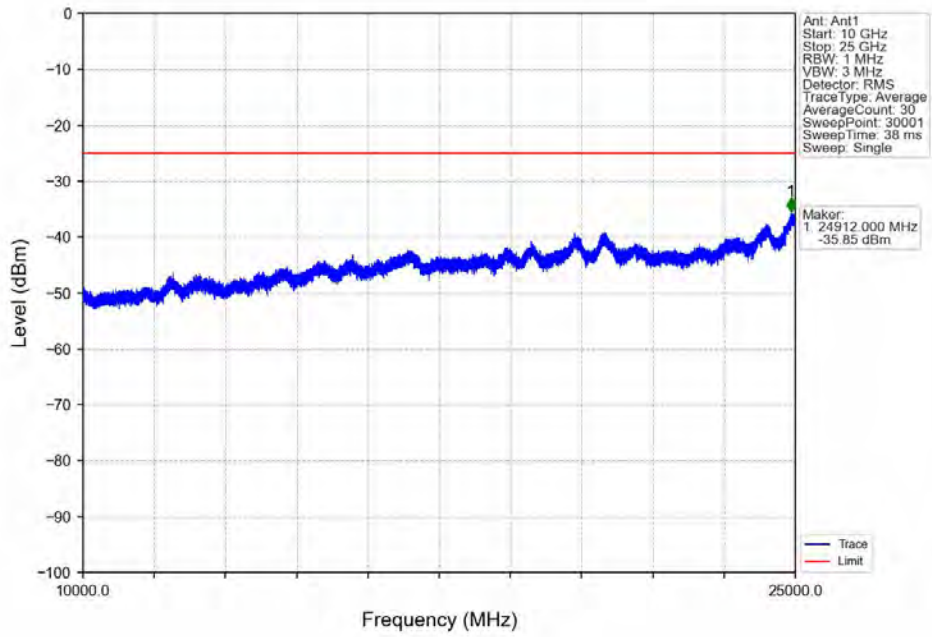
Band7\_5MHz\_QPSK\_MCH\_2535MHz\_RB\_1\_0\_NTNV



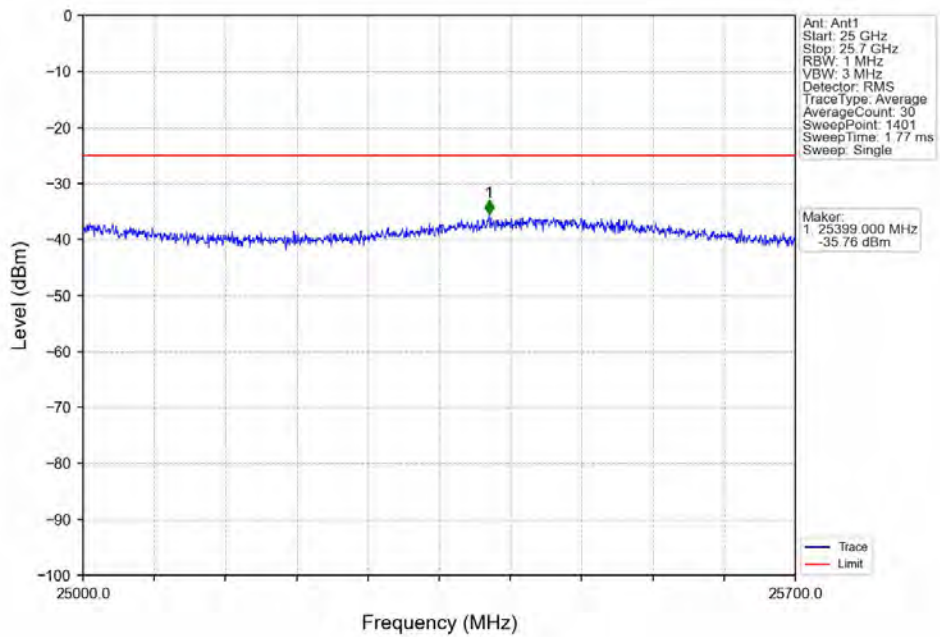
Band7\_5MHz\_QPSK\_MCH\_2535MHz\_RB\_1\_0\_NTNV



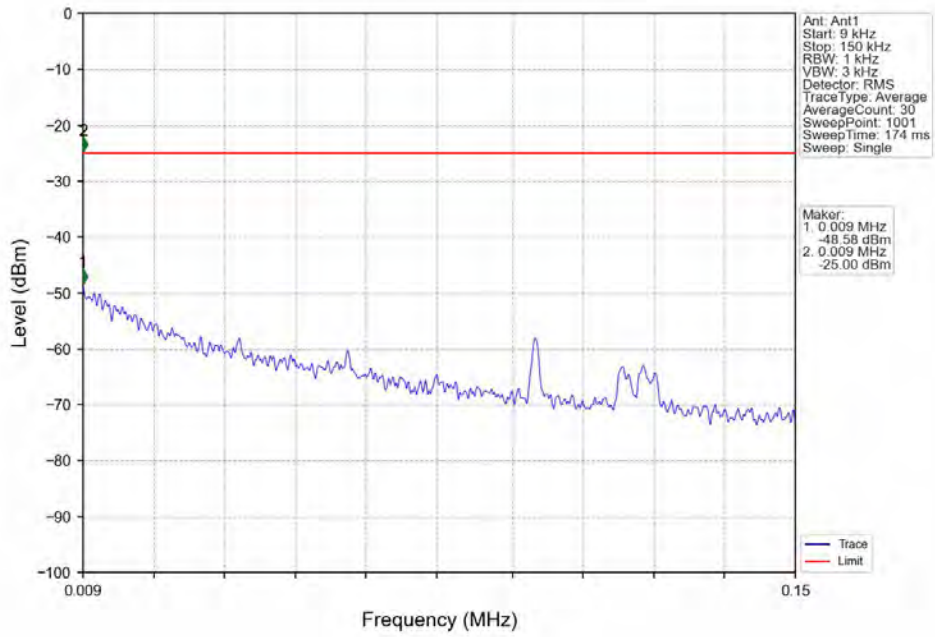
Band7\_5MHz\_QPSK\_MCH\_2535MHz\_RB\_1\_0\_NTNV



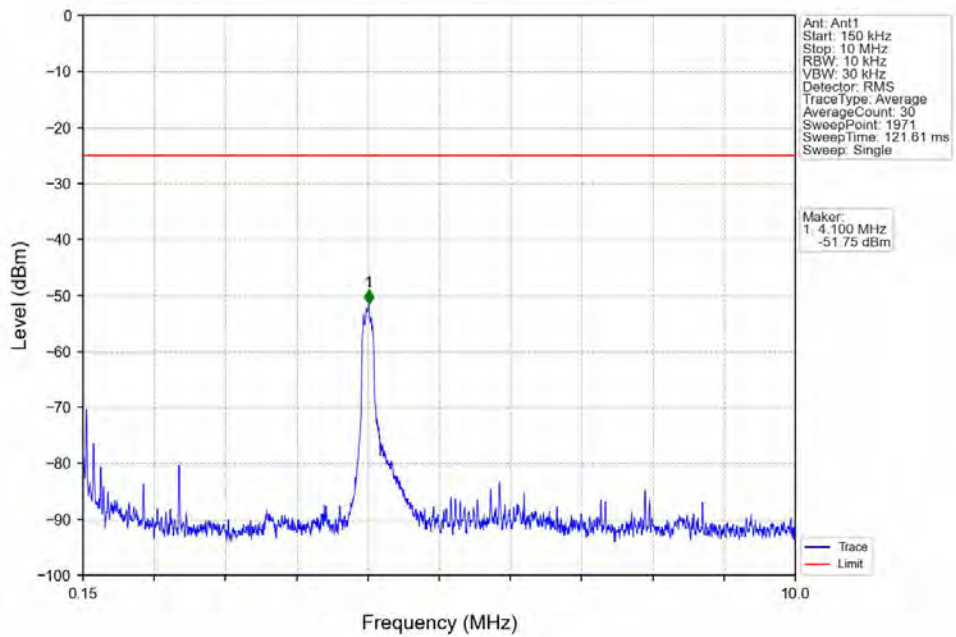
Band7\_5MHz\_QPSK\_MCH\_2535MHz\_RB\_1\_0\_NTNV



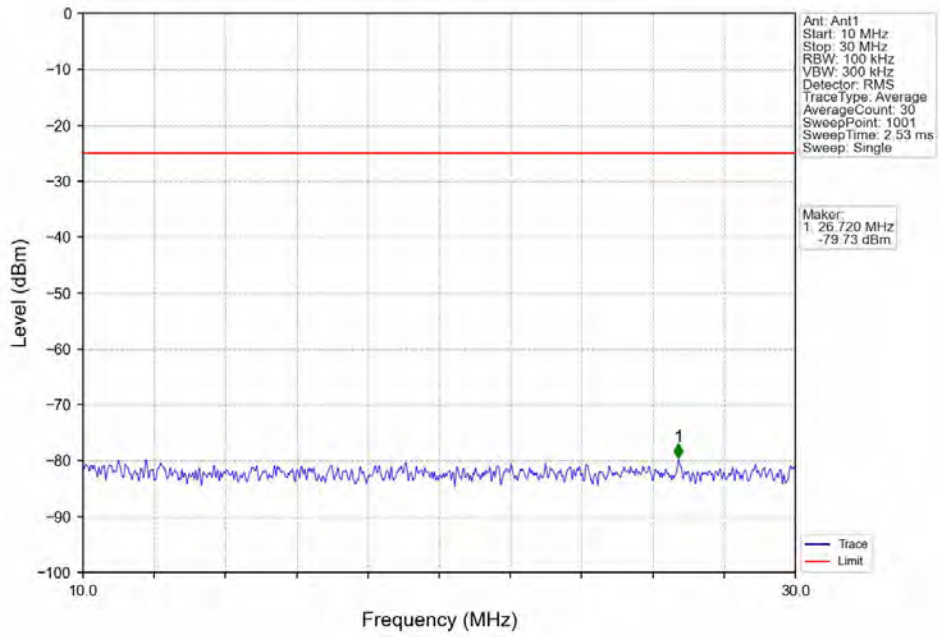
Band7\_5MHz\_QPSK\_HCH\_2567.5MHz\_RB\_1\_0\_NTNV



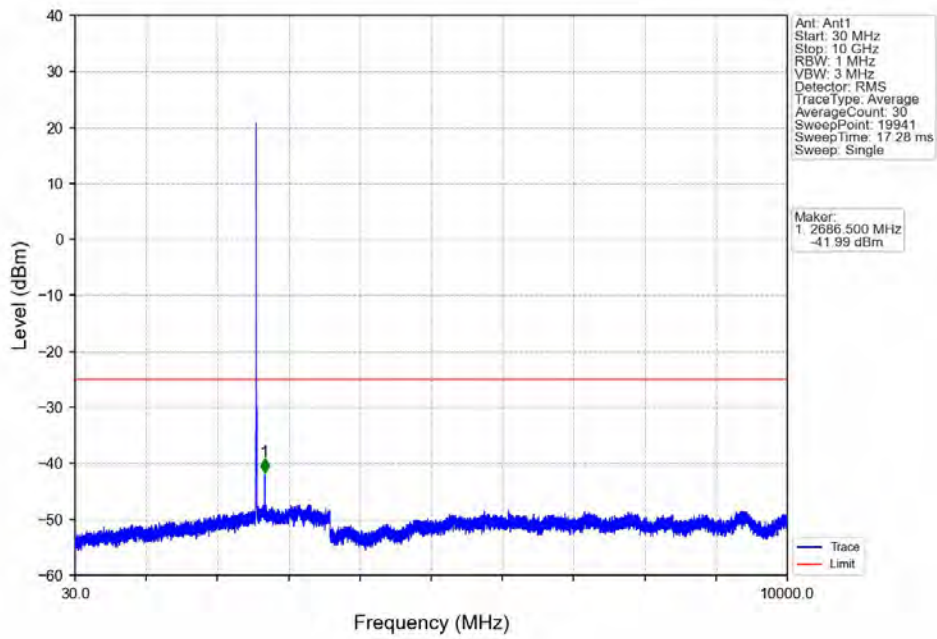
Band7\_5MHz\_QPSK\_HCH\_2567.5MHz\_RB\_1\_0\_NTNV



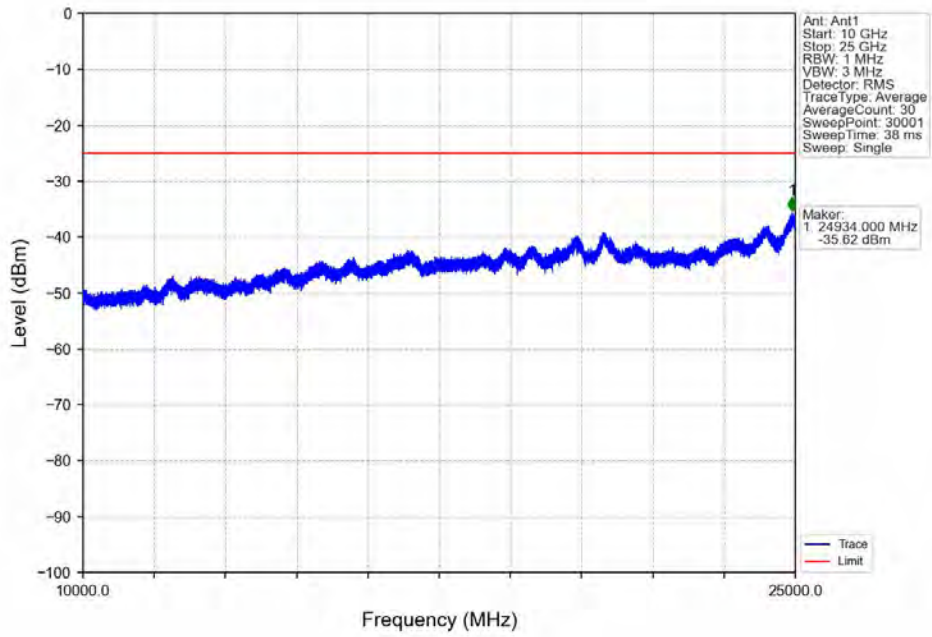
Band7\_5MHz\_QPSK\_HCH\_2567.5MHz\_RB\_1\_0\_NTNV



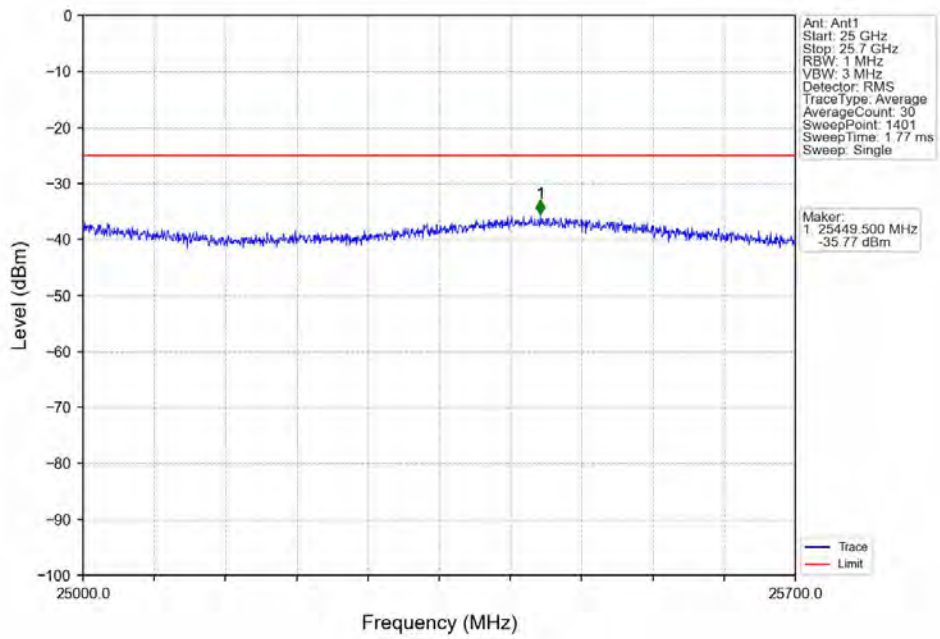
Band7\_5MHz\_QPSK\_HCH\_2567.5MHz\_RB\_1\_0\_NTNV



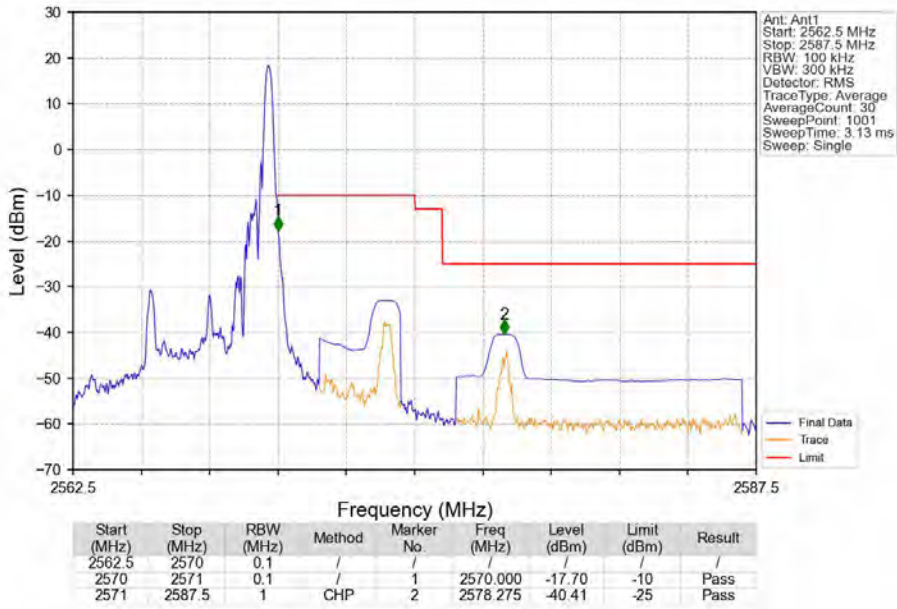
Band7\_5MHz\_QPSK\_HCH\_2567.5MHz\_RB\_1\_0\_NTNV



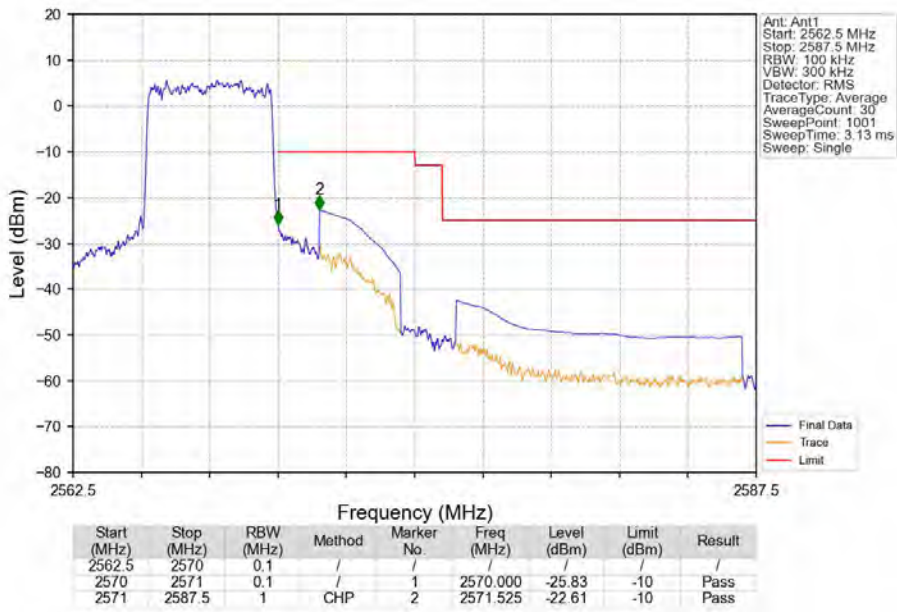
Band7\_5MHz\_QPSK\_HCH\_2567.5MHz\_RB\_1\_0\_NTNV



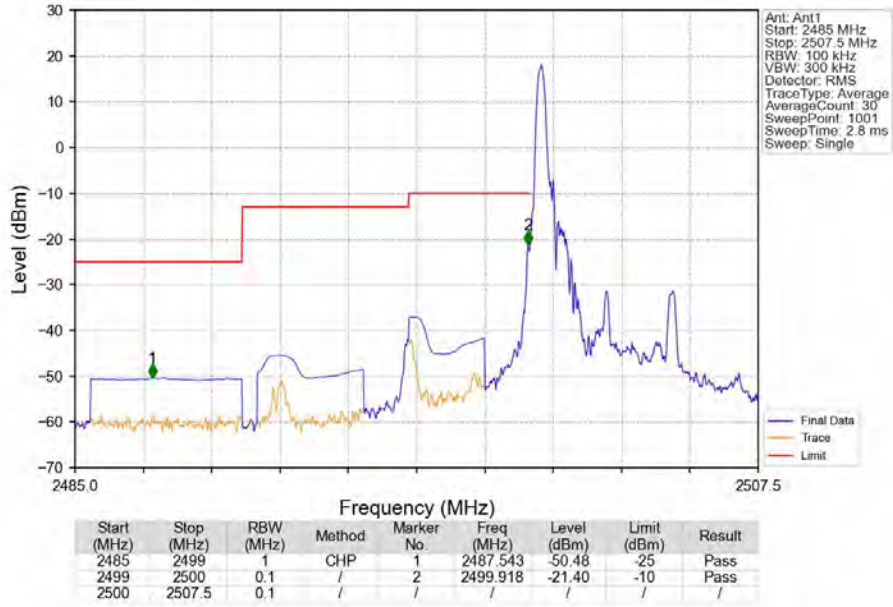
Band7\_5MHz\_QPSK\_HCH\_2567.5MHz\_RB\_1\_24\_NTNV



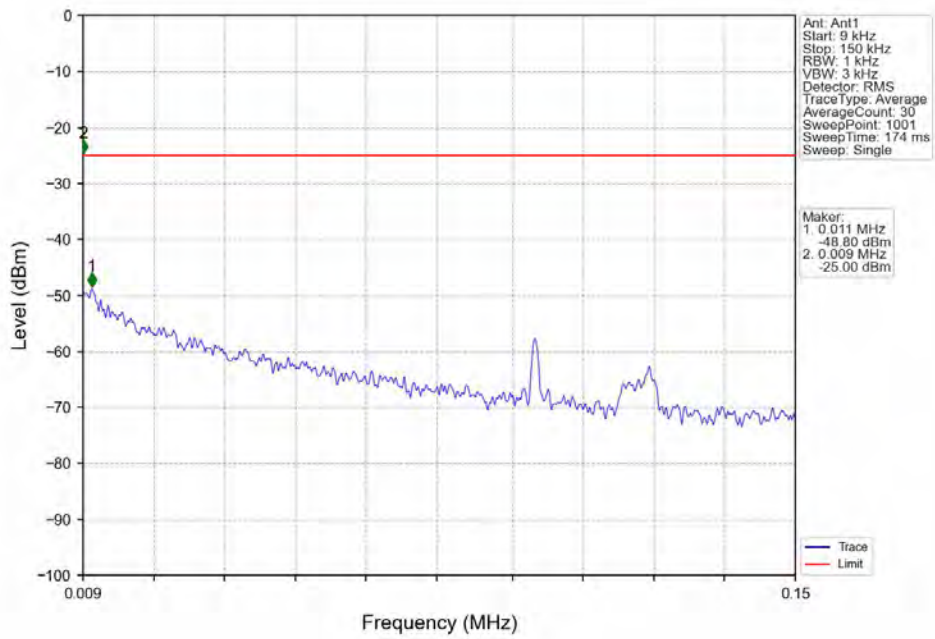
Band7\_5MHz\_QPSK\_HCH\_2567.5MHz\_RB\_25\_0\_NTNV



Band7\_5MHz\_16QAM\_LCH\_2502.5MHz\_RB\_1\_0\_NTNV

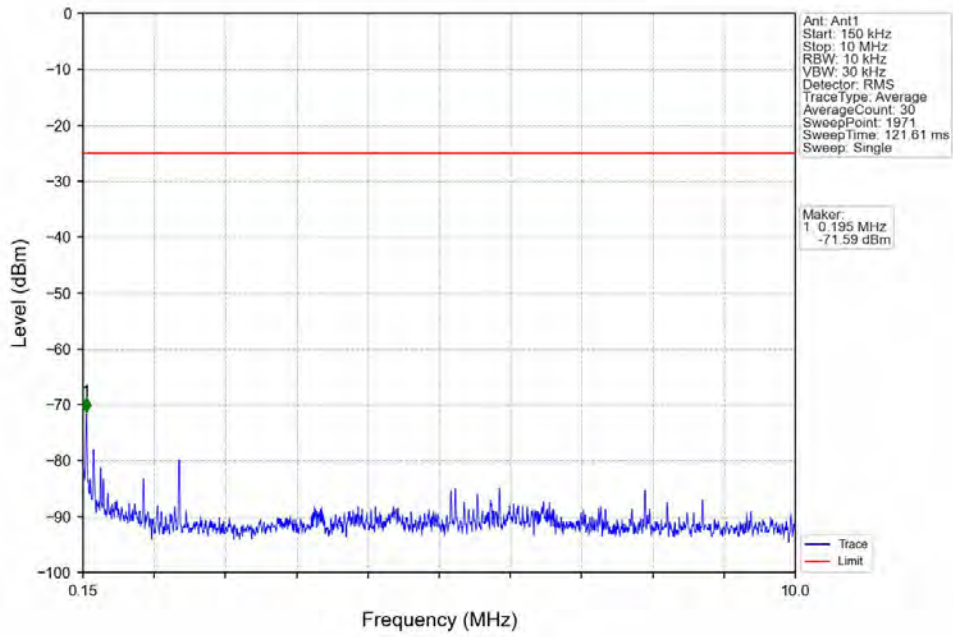


Band7\_5MHz\_16QAM\_LCH\_2502.5MHz\_RB\_1\_0\_NTNV

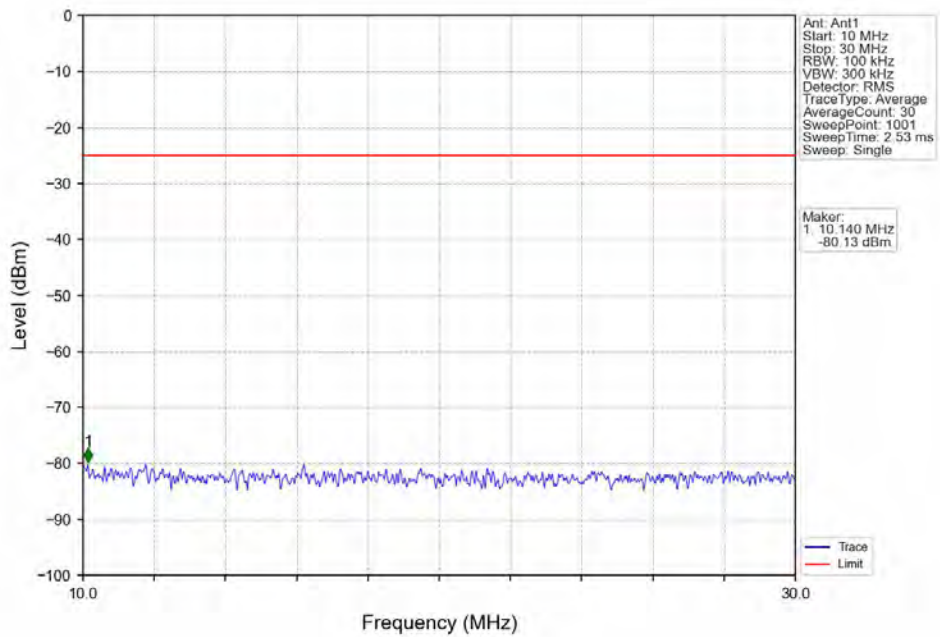




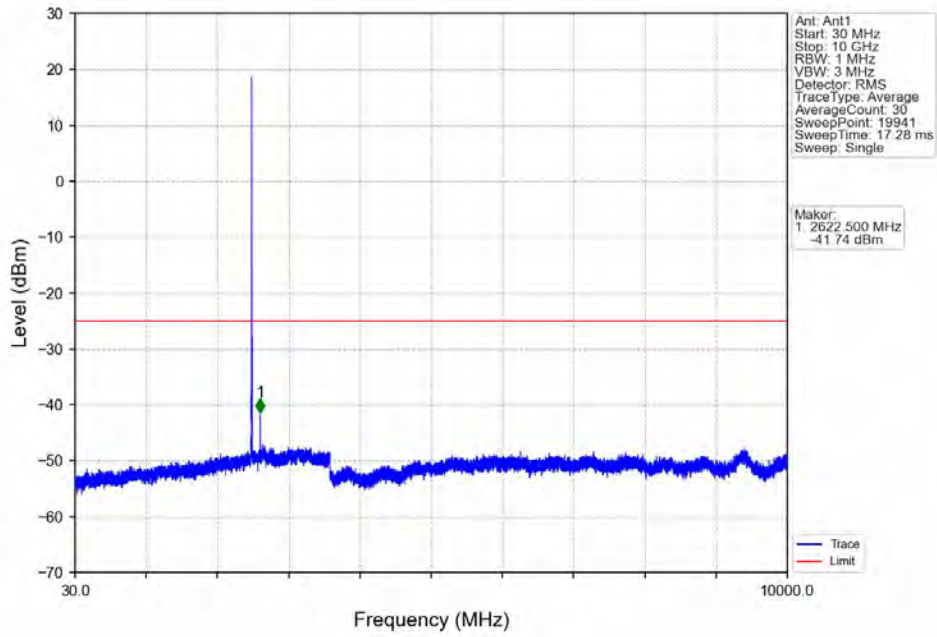
Band7\_5MHz\_16QAM\_LCH\_2502.5MHz\_RB\_1\_0\_NTNV



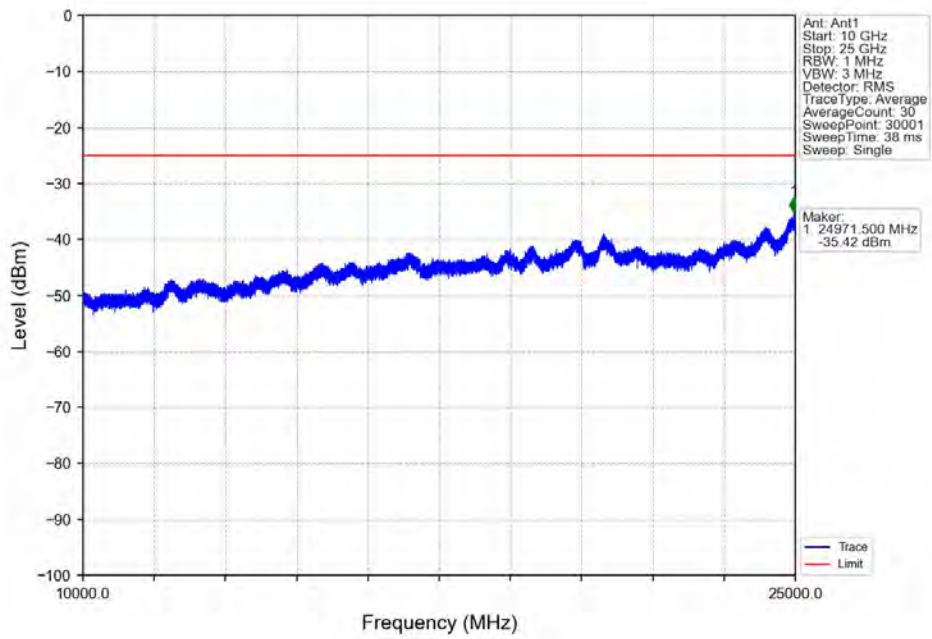
Band7\_5MHz\_16QAM\_LCH\_2502.5MHz\_RB\_1\_0\_NTNV



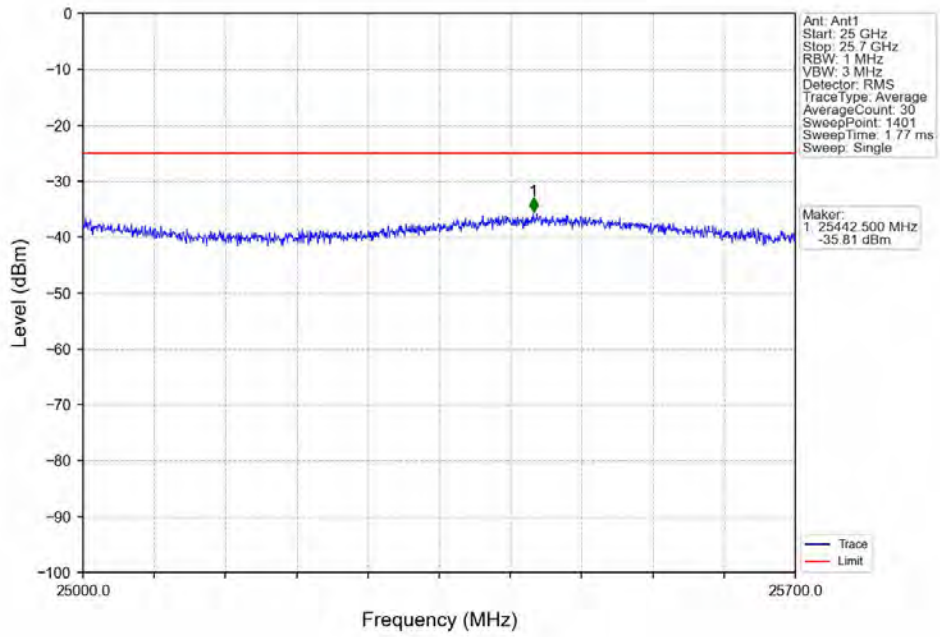
Band7\_5MHz\_16QAM\_LCH\_2502.5MHz\_RB\_1\_0\_NTNV



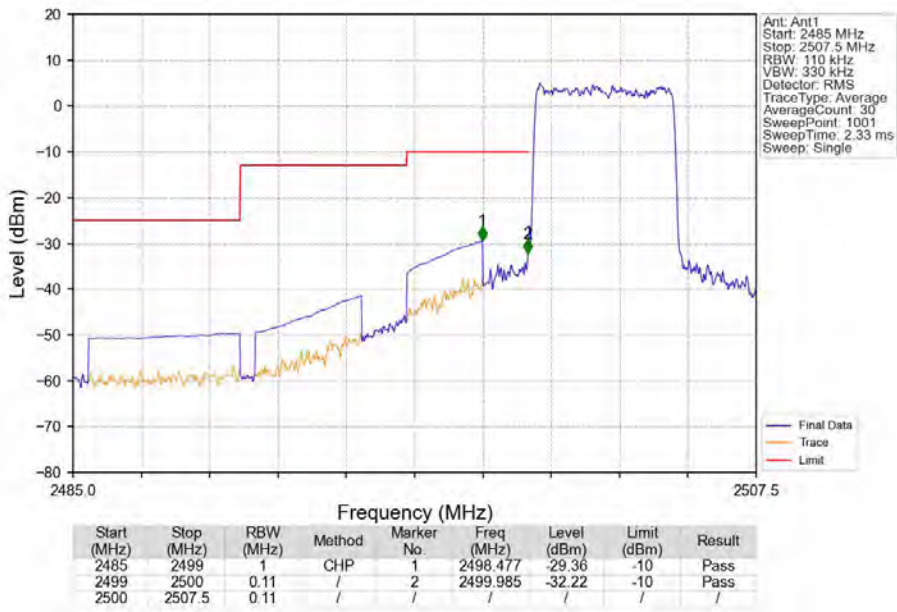
Band7\_5MHz\_16QAM\_LCH\_2502.5MHz\_RB\_1\_0\_NTNV



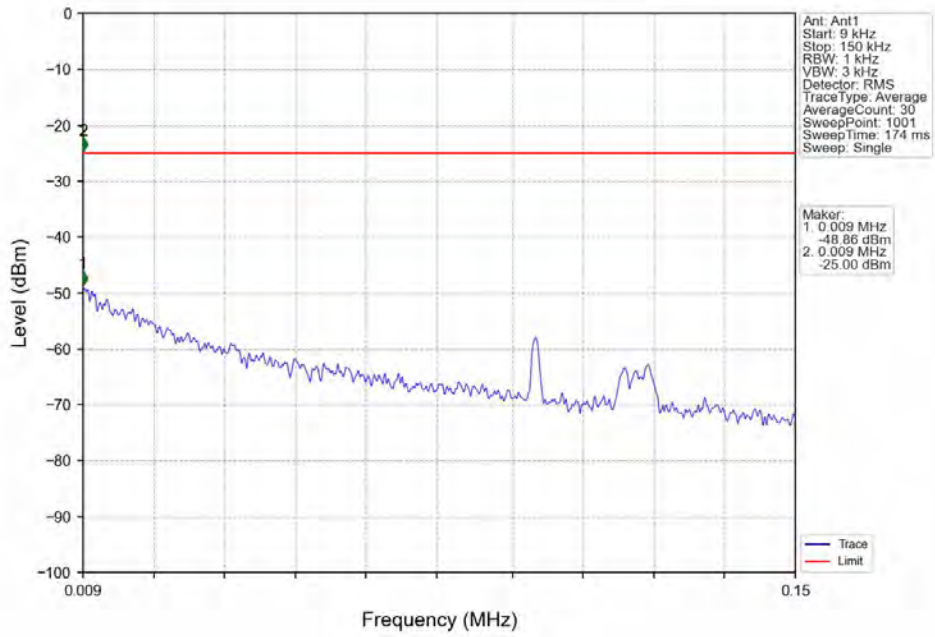
Band7 5MHz 16QAM LCH 2502.5MHz RB 1 0 NTV



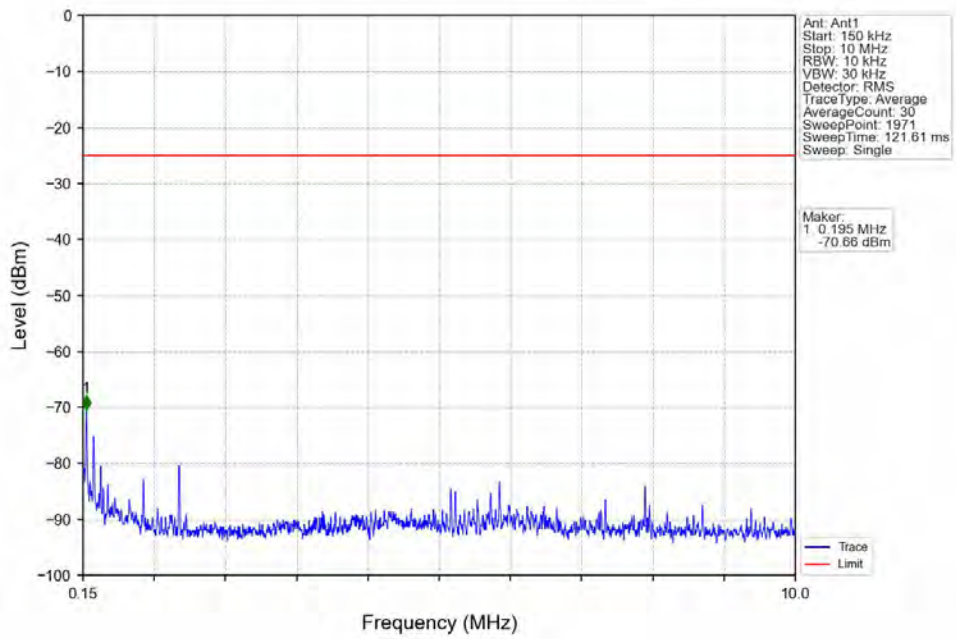
Band7 5MHz 16QAM LCH 2502.5MHz RB 25 0 NTV



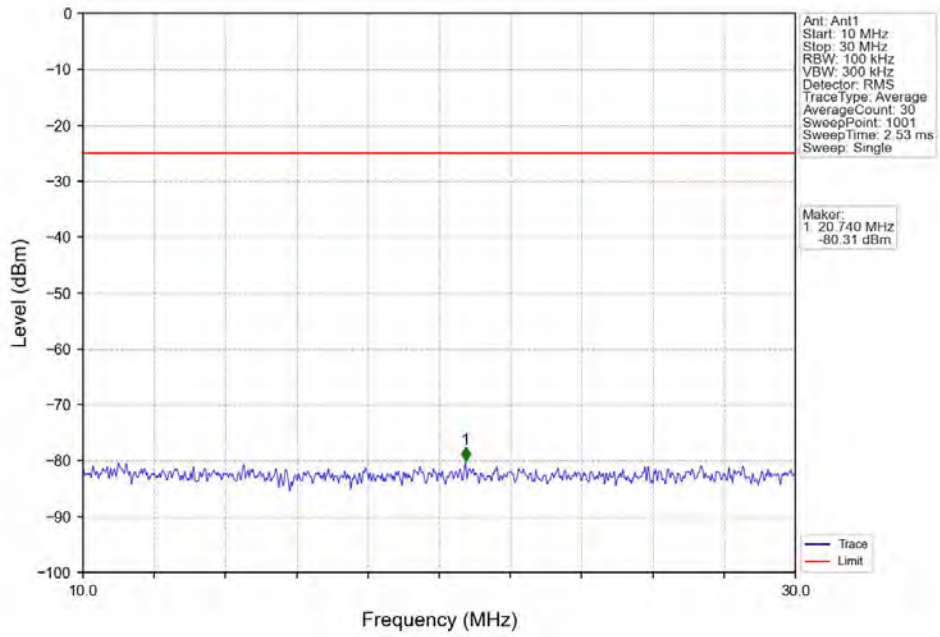
Band7\_5MHz\_16QAM\_MCH\_2535MHz\_RB\_1\_0\_NTNV



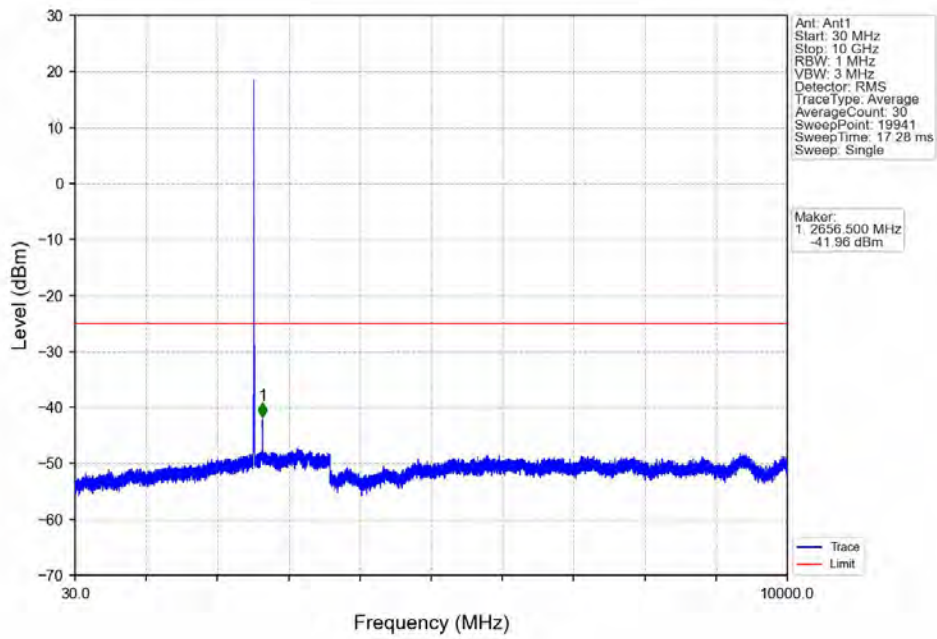
Band7\_5MHz\_16QAM\_MCH\_2535MHz\_RB\_1\_0\_NTNV



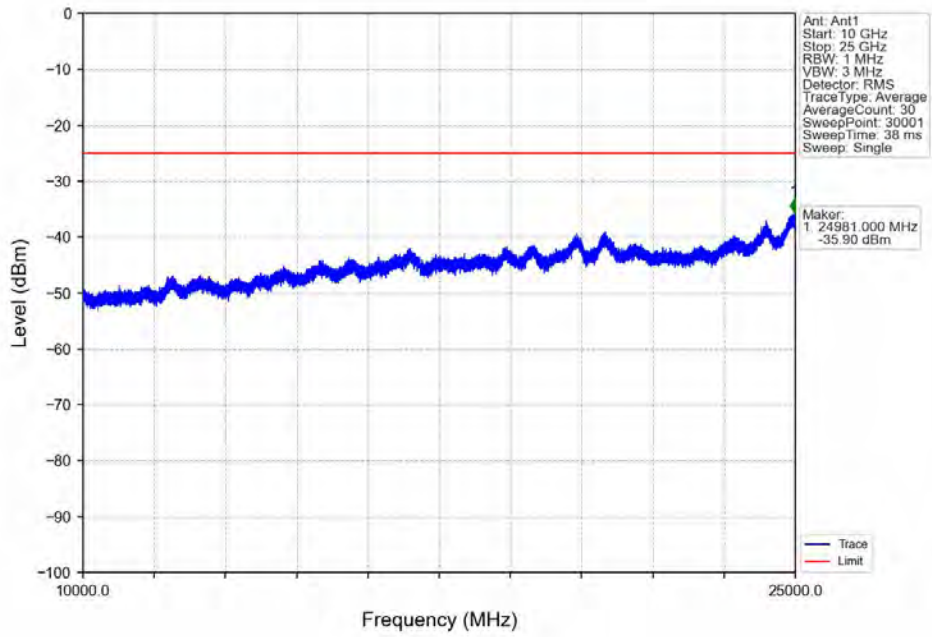
Band7\_5MHz\_16QAM\_MCH\_2535MHz\_RB\_1\_0\_NTNV



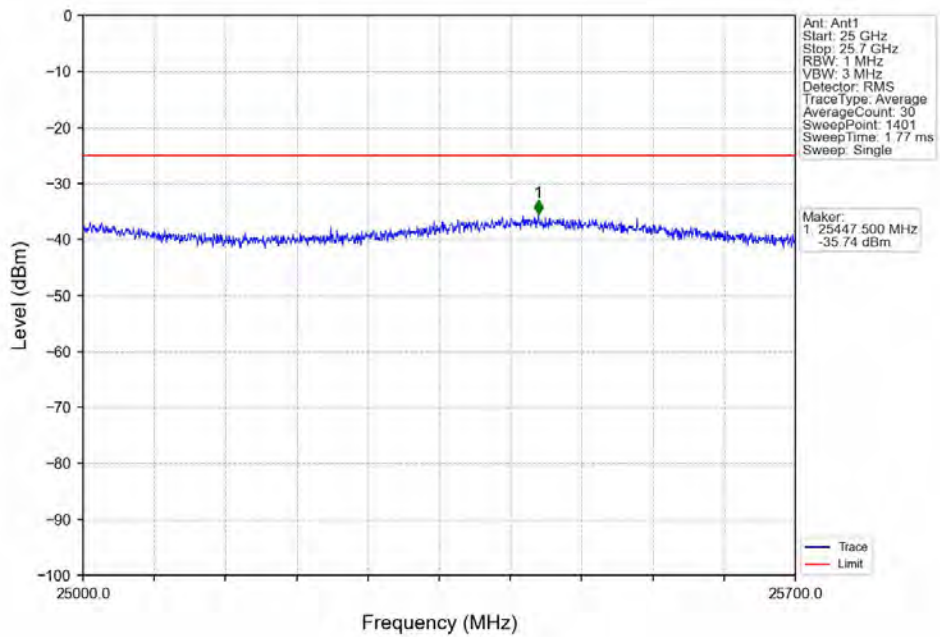
Band7\_5MHz\_16QAM\_MCH\_2535MHz\_RB\_1\_0\_NTNV



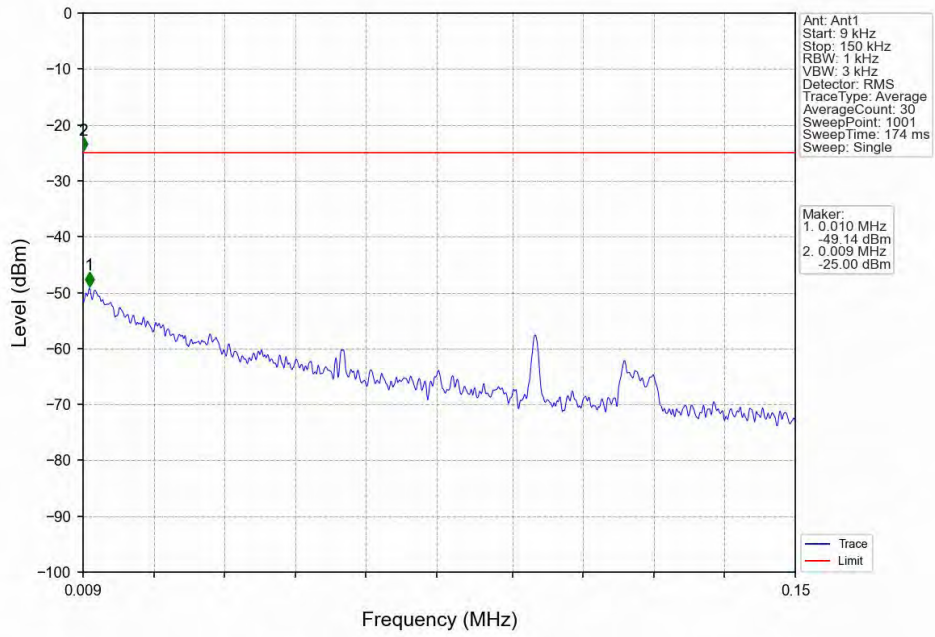
Band7\_5MHz\_16QAM\_MCH\_2535MHz\_RB\_1\_0\_NTNV



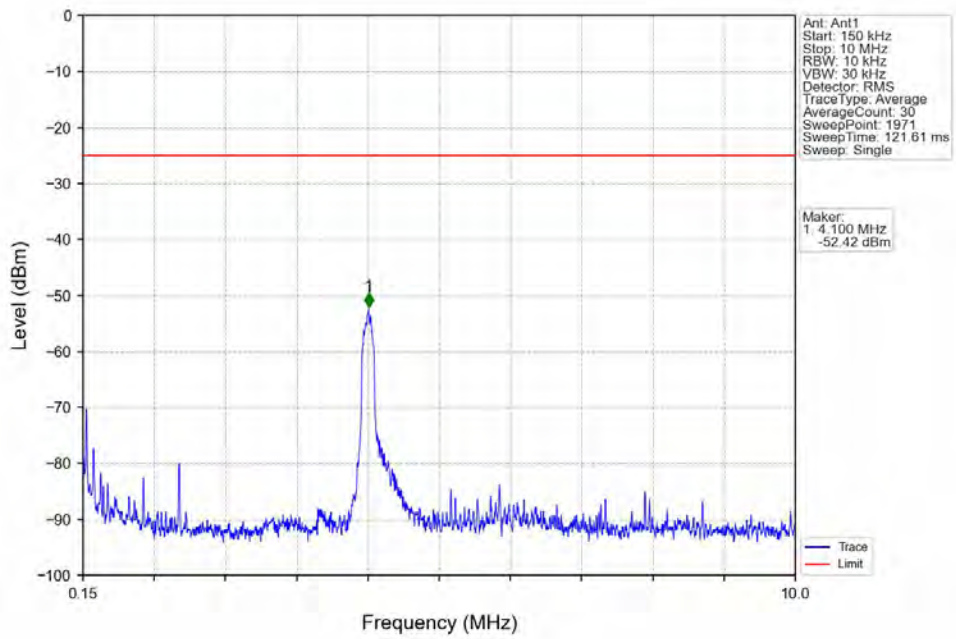
Band7\_5MHz\_16QAM\_MCH\_2535MHz\_RB\_1\_0\_NTNV



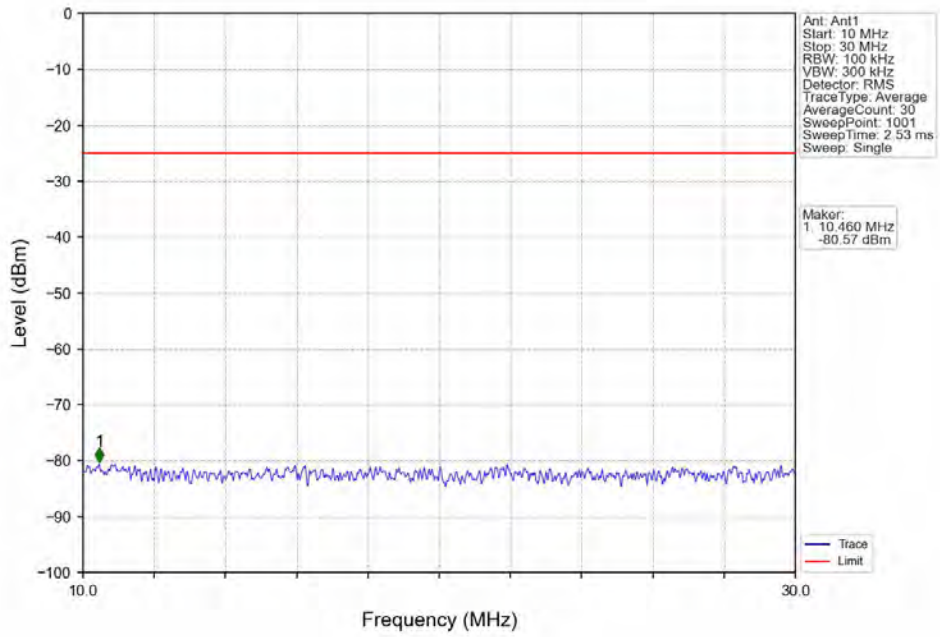
Band7\_5MHz\_16QAM\_HCH\_2567.5MHz\_RB\_1\_0\_NTNV



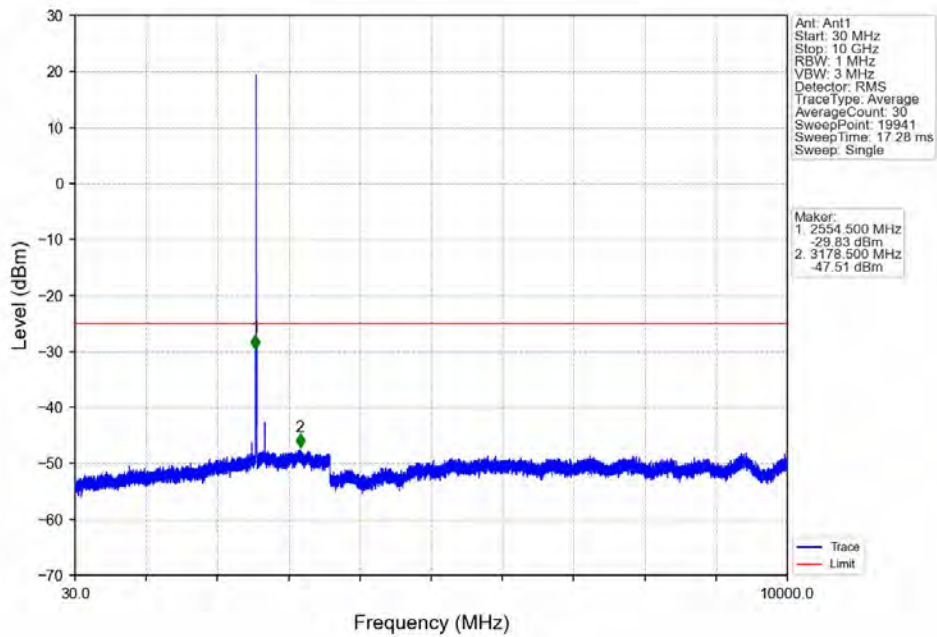
Band7\_5MHz\_16QAM\_HCH\_2567.5MHz\_RB\_1\_0\_NTNV



Band7\_5MHz\_16QAM\_HCH\_2567.5MHz\_RB\_1\_0\_NTNV

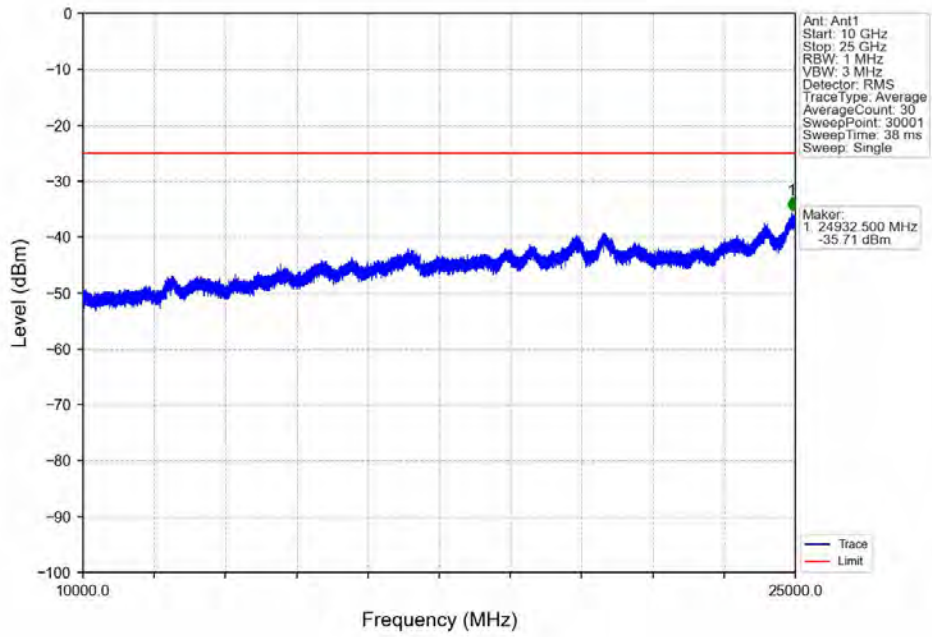


Band7\_5MHz\_16QAM\_HCH\_2567.5MHz\_RB\_1\_0\_NTNV

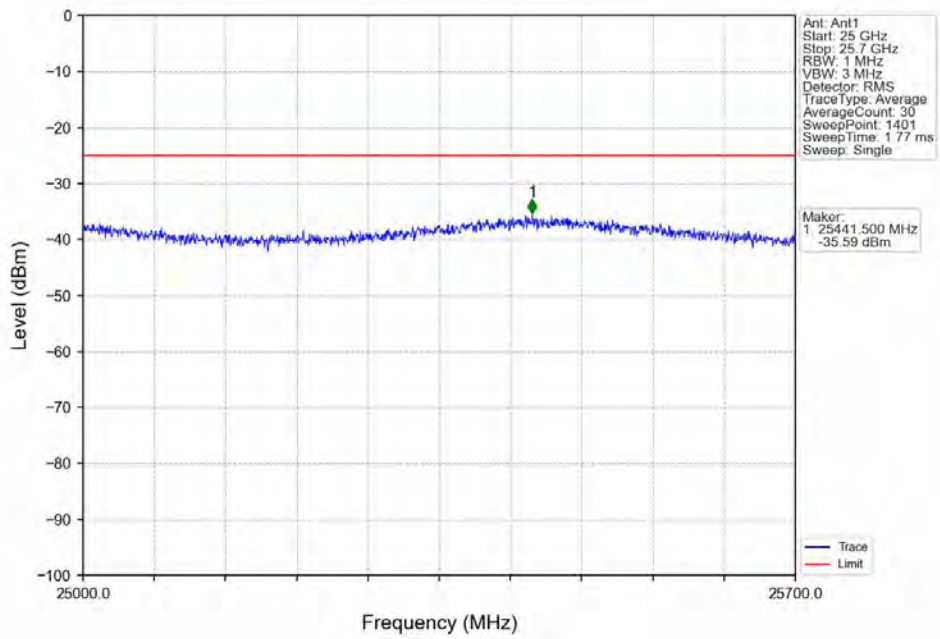




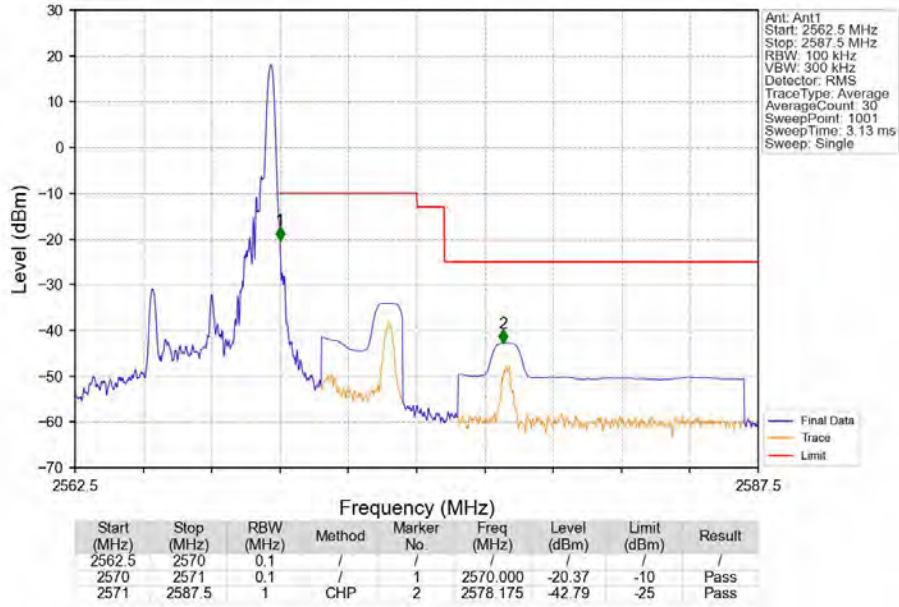
Band7\_5MHz\_16QAM\_HCH\_2567.5MHz\_RB\_1\_0\_NTNV



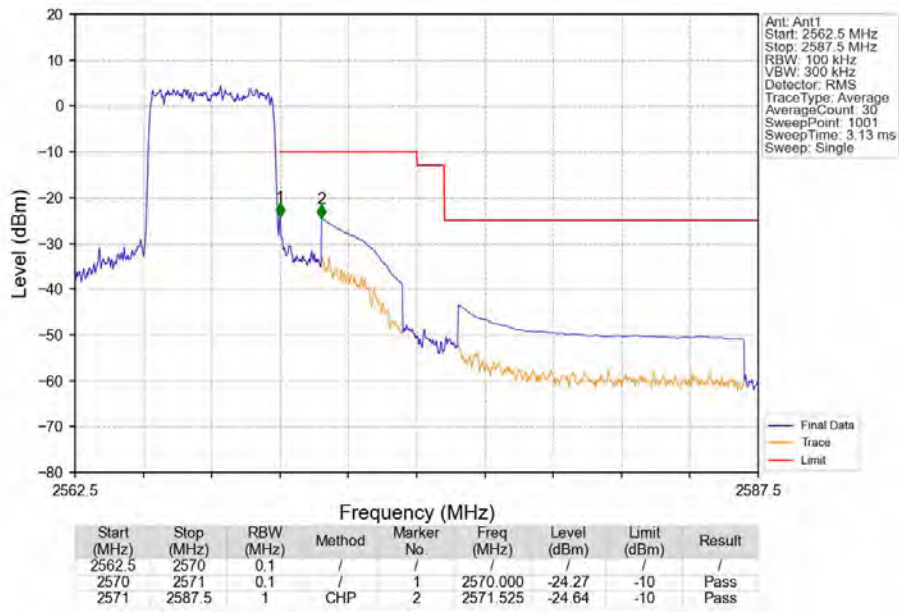
Band7\_5MHz\_16QAM\_HCH\_2567.5MHz\_RB\_1\_0\_NTNV



Band7\_5MHz\_16QAM\_HCH\_2567.5MHz\_RB\_1\_24\_NTNV



Band7\_5MHz\_16QAM\_HCH\_2567.5MHz\_RB\_25\_0\_NTNV

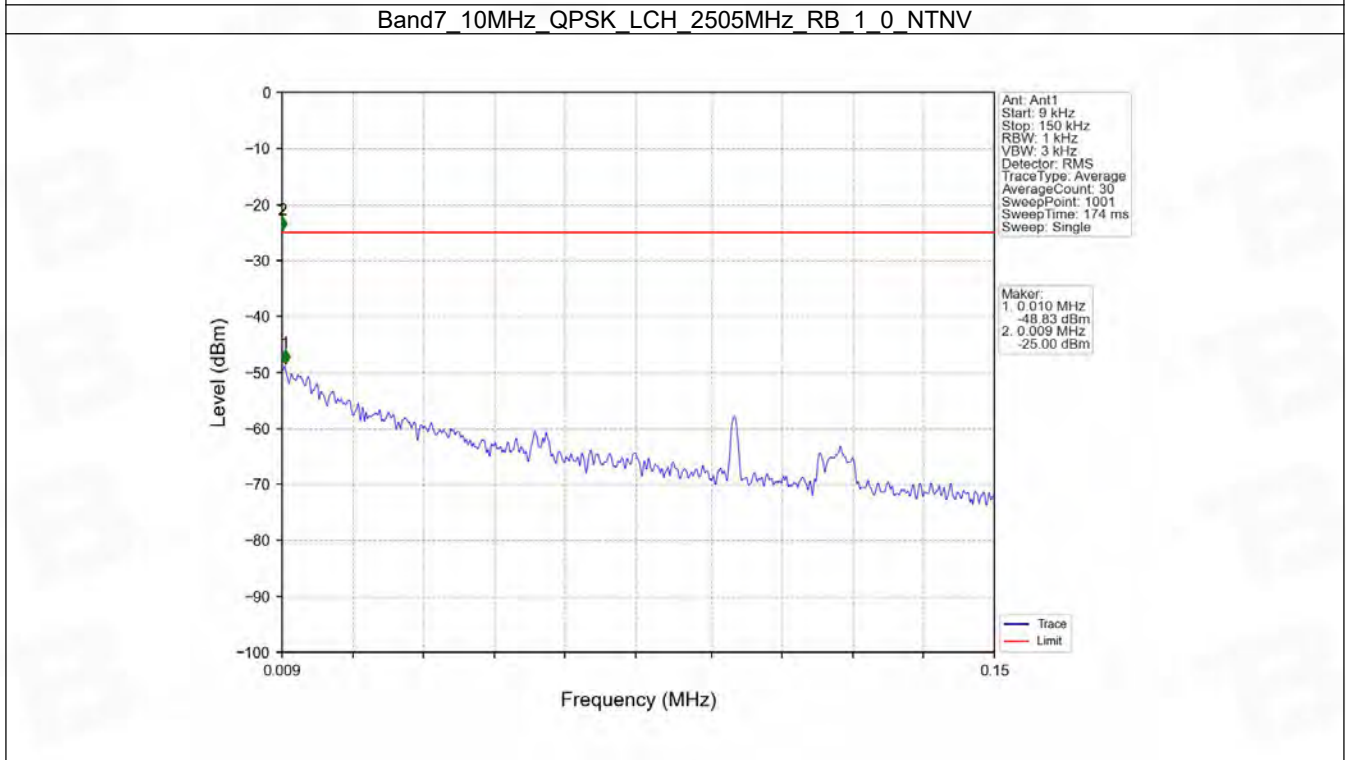
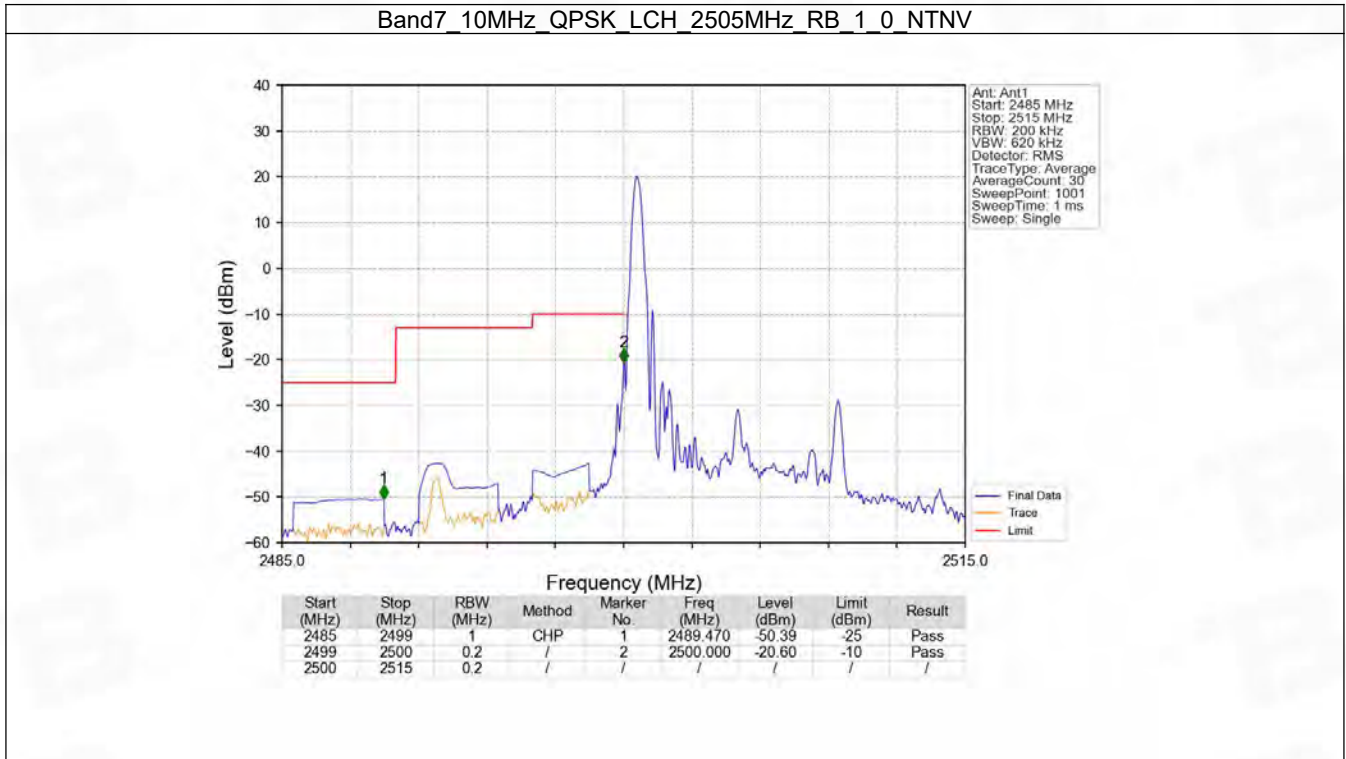


## 6.2 B7\_10MHz

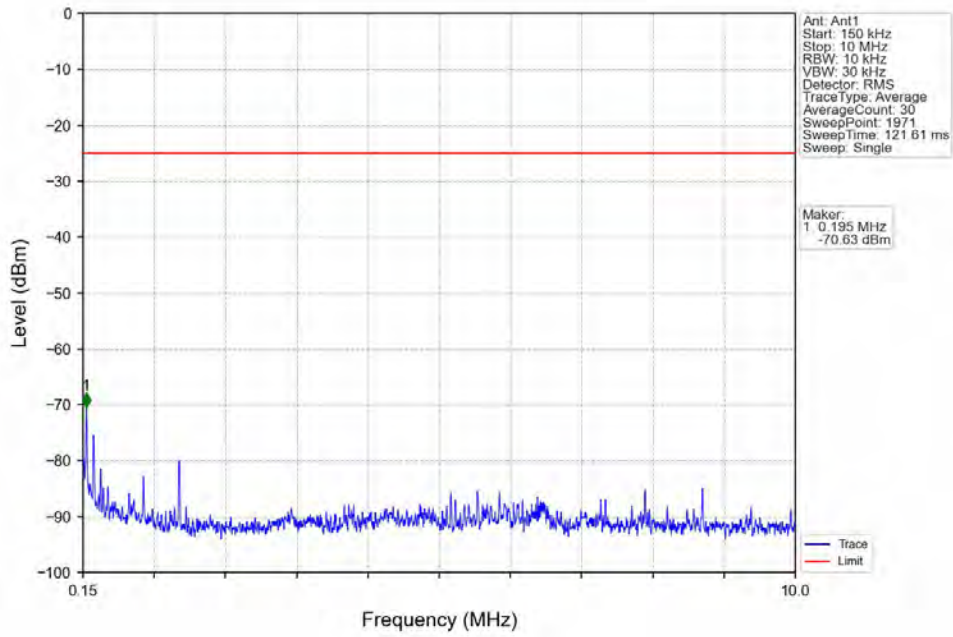
### 6.2.1 Test Result

Band: 7 / Bandwidth: 10MHz / NTV						
Modulation	Frequency (MHz)	RB Allocation		Spurious Emission		Verdict
		Size	Offset	Result	Limit	
QPSK	2505	1	0	Refer To Test Graph		Pass
		50	0	Refer To Test Graph		Pass
	2535	1	0	Refer To Test Graph		Pass
	2565	1	0	Refer To Test Graph		Pass
			49	Refer To Test Graph		Pass
		50	0	Refer To Test Graph		Pass
16QAM	2505	1	0	Refer To Test Graph		Pass
		50	0	Refer To Test Graph		Pass
	2535	1	0	Refer To Test Graph		Pass
	2565	1	0	Refer To Test Graph		Pass
			49	Refer To Test Graph		Pass
		50	0	Refer To Test Graph		Pass

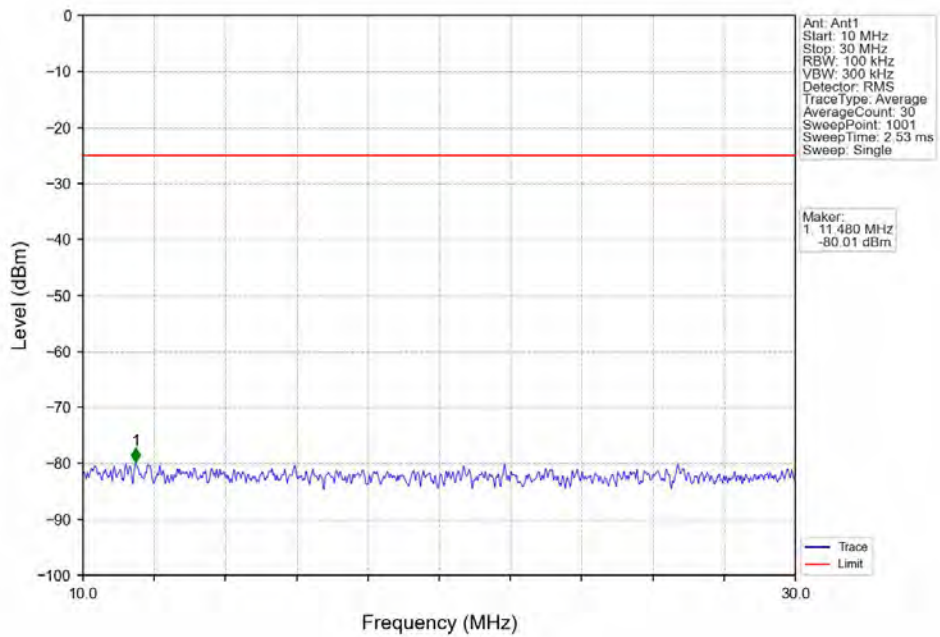
### 6.2.2 Test Graph



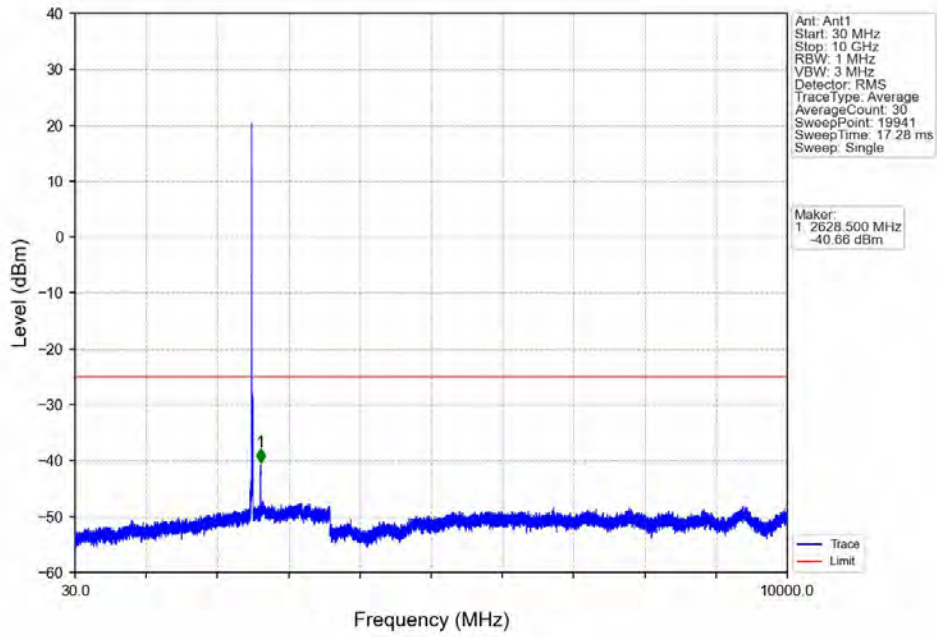
Band7\_10MHz\_QPSK\_LCH\_2505MHz\_RB\_1\_0\_NTNV



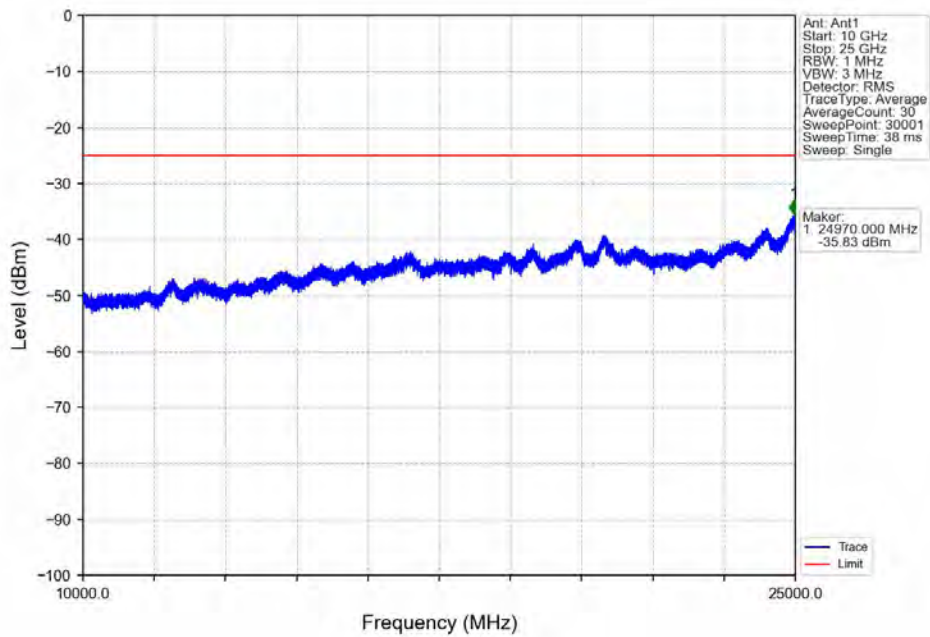
Band7\_10MHz\_QPSK\_LCH\_2505MHz\_RB\_1\_0\_NTNV



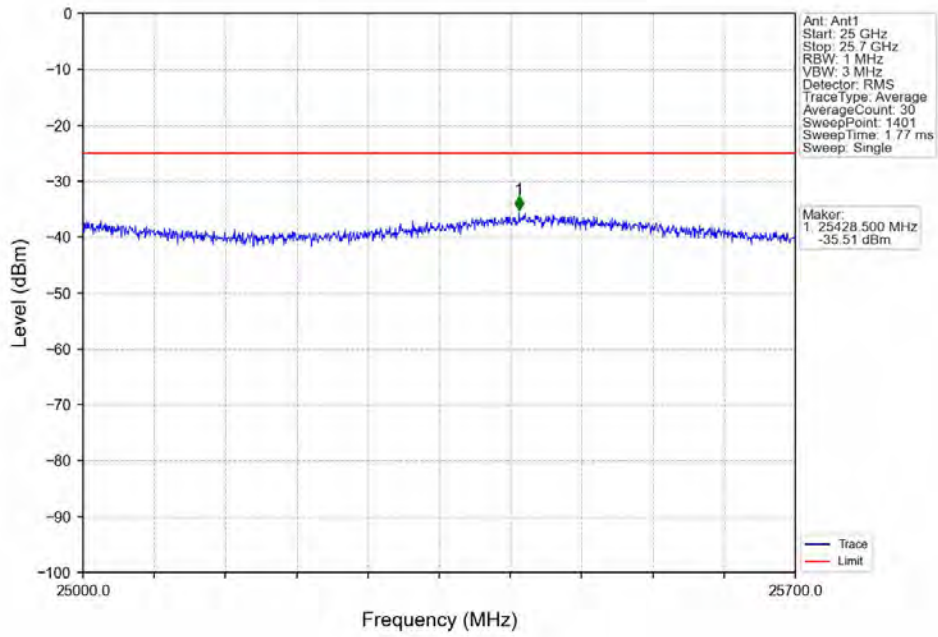
Band7\_10MHz\_QPSK\_LCH\_2505MHz\_RB\_1\_0\_NTNV



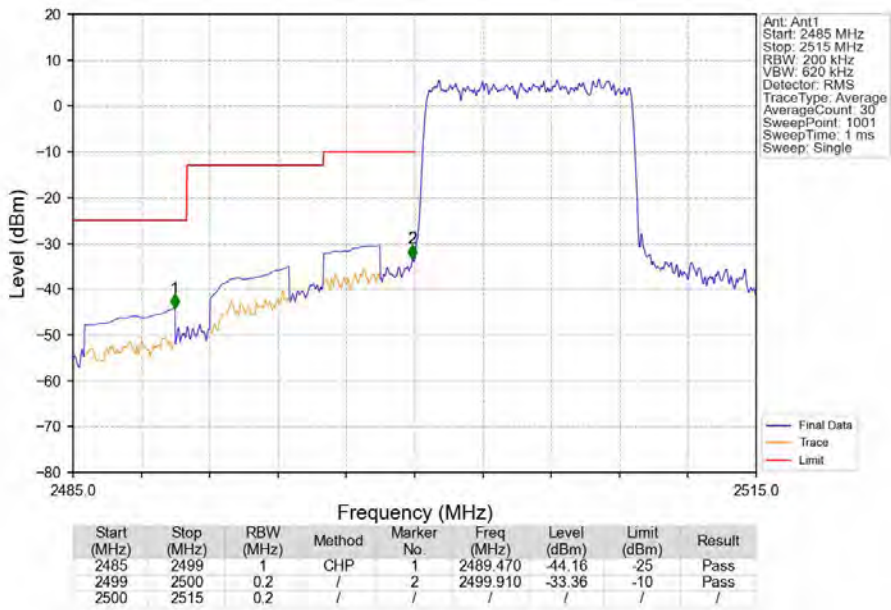
Band7\_10MHz\_QPSK\_LCH\_2505MHz\_RB\_1\_0\_NTNV



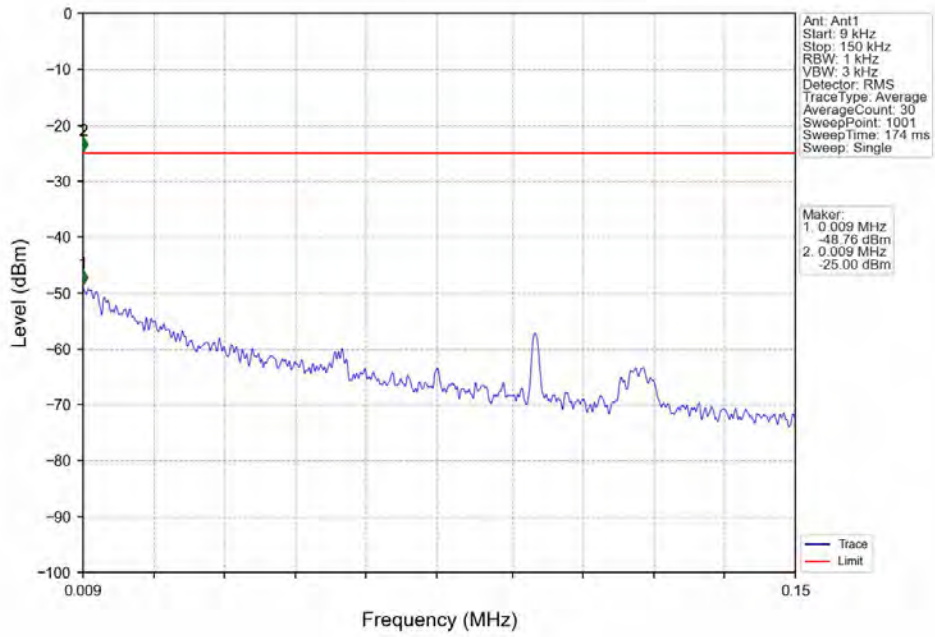
Band7\_10MHz\_QPSK\_LCH\_2505MHz\_RB\_1\_0\_NTNV



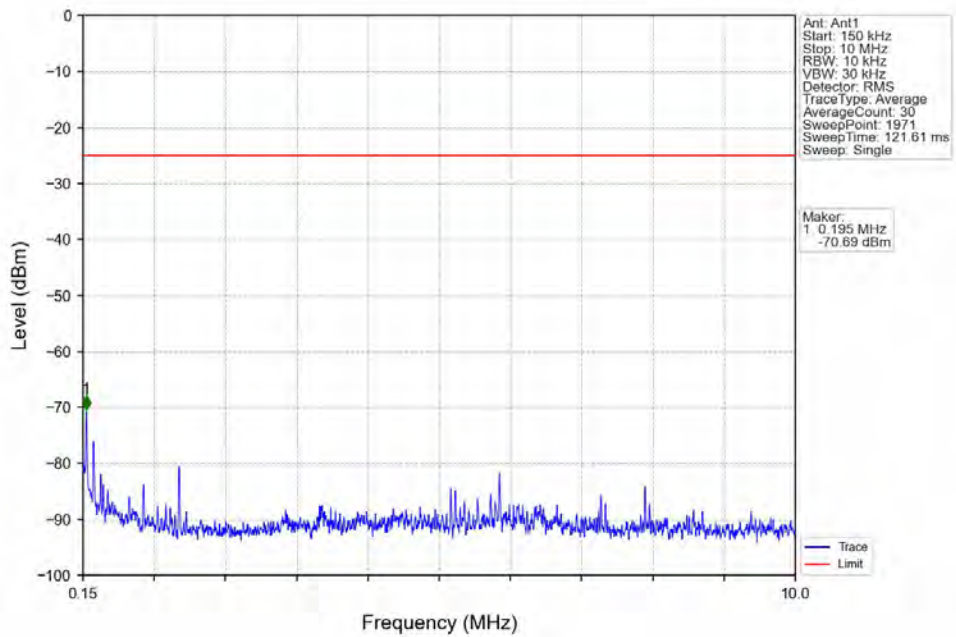
Band7\_10MHz\_QPSK\_LCH\_2505MHz\_RB\_50\_0\_NTNV



Band7\_10MHz\_QPSK\_MCH\_2535MHz\_RB\_1\_0\_NTNV

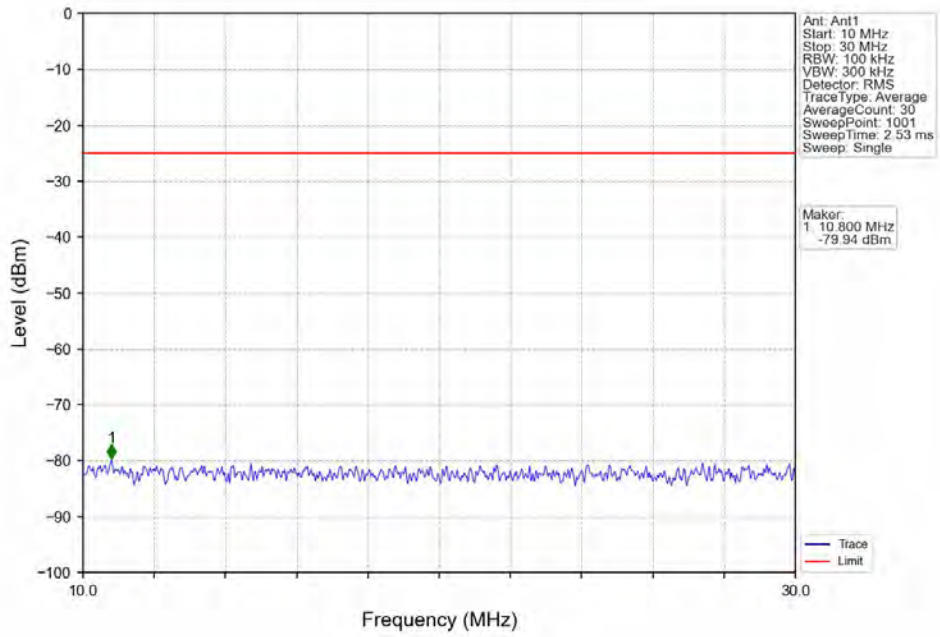


Band7\_10MHz\_QPSK\_MCH\_2535MHz\_RB\_1\_0\_NTNV

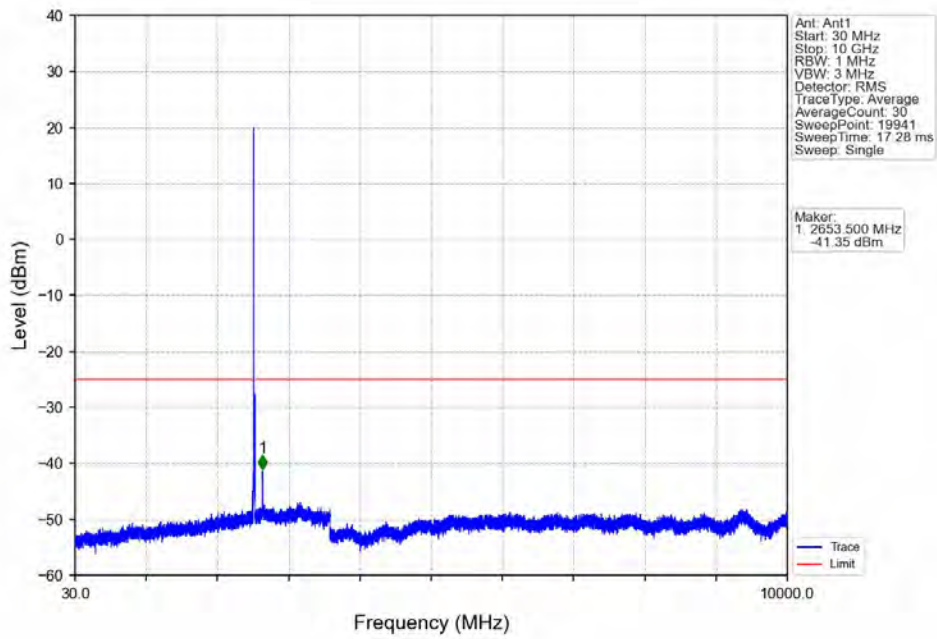




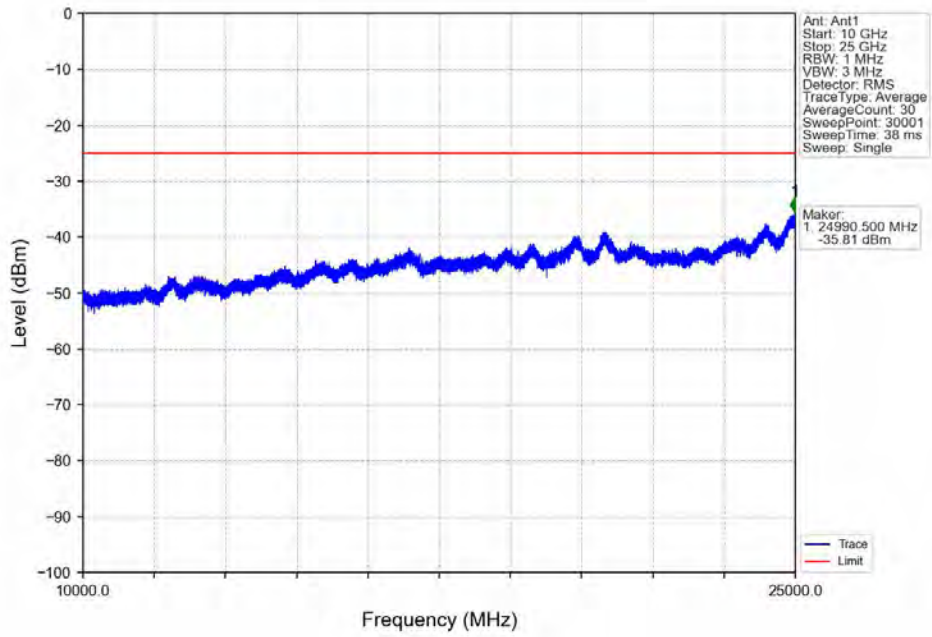
Band7\_10MHz\_QPSK\_MCH\_2535MHz\_RB\_1\_0\_NTNV



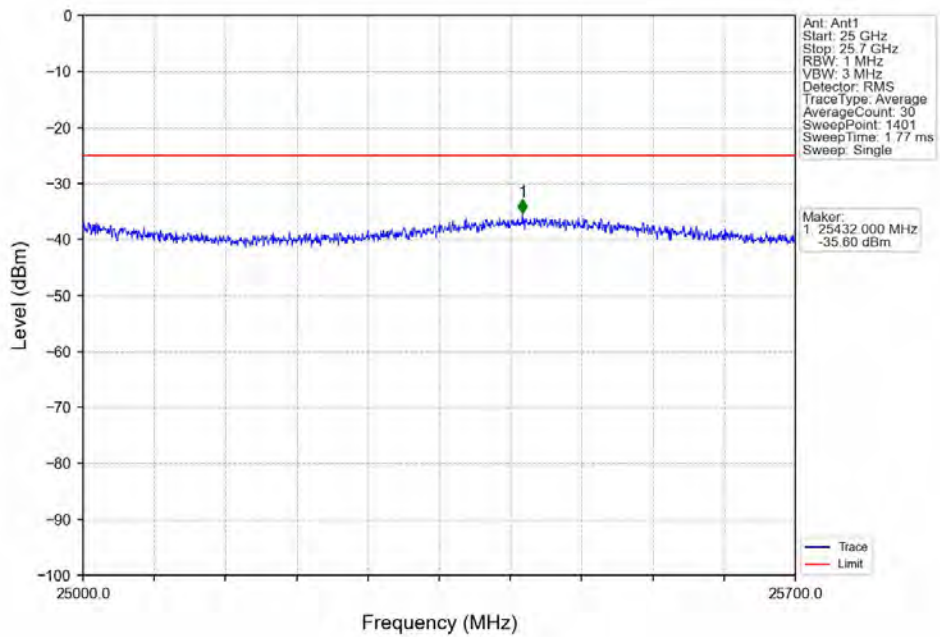
Band7\_10MHz\_QPSK\_MCH\_2535MHz\_RB\_1\_0\_NTNV



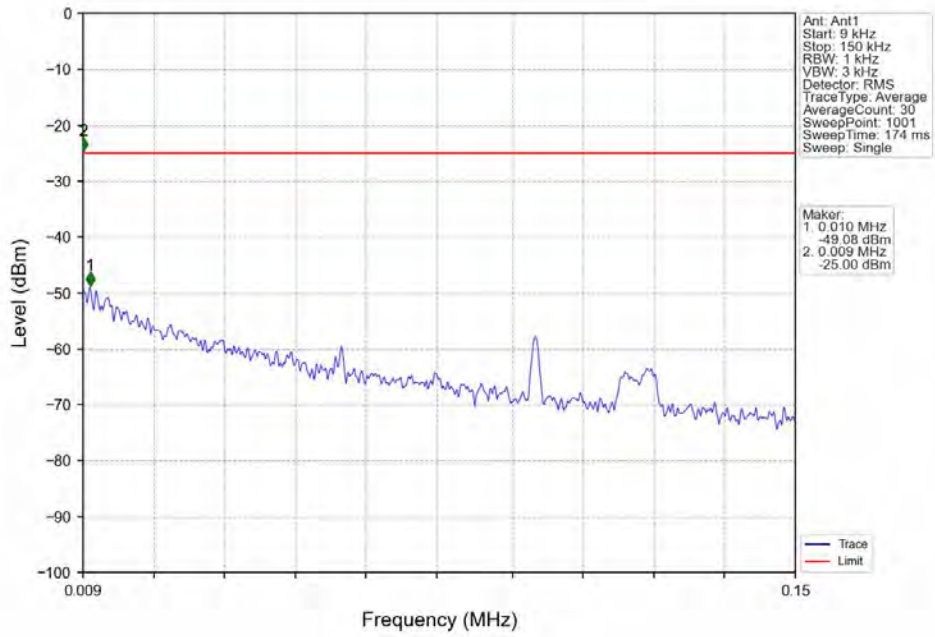
Band7\_10MHz\_QPSK\_MCH\_2535MHz\_RB\_1\_0\_NTNV



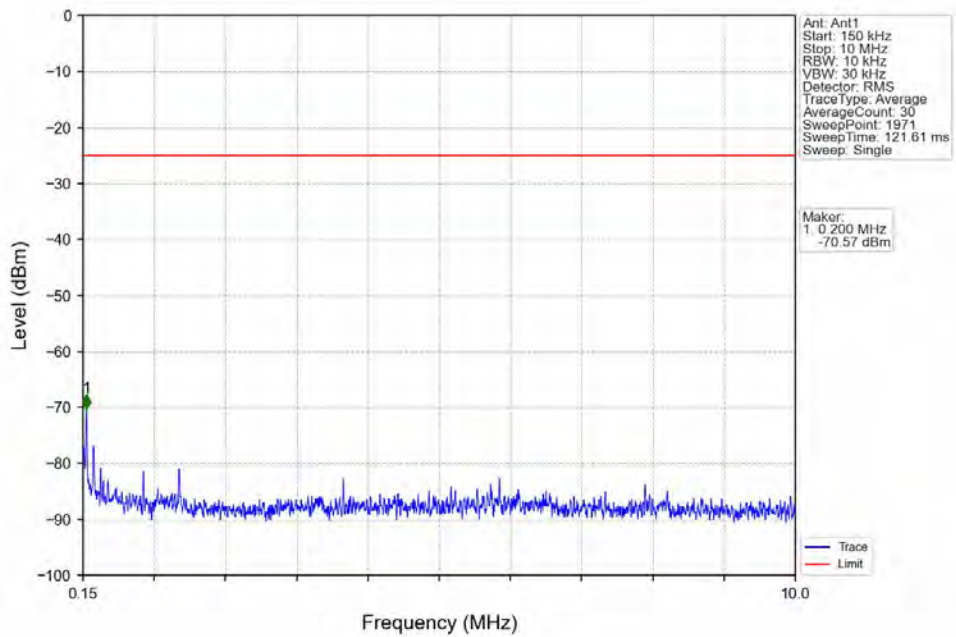
Band7\_10MHz\_QPSK\_MCH\_2535MHz\_RB\_1\_0\_NTNV



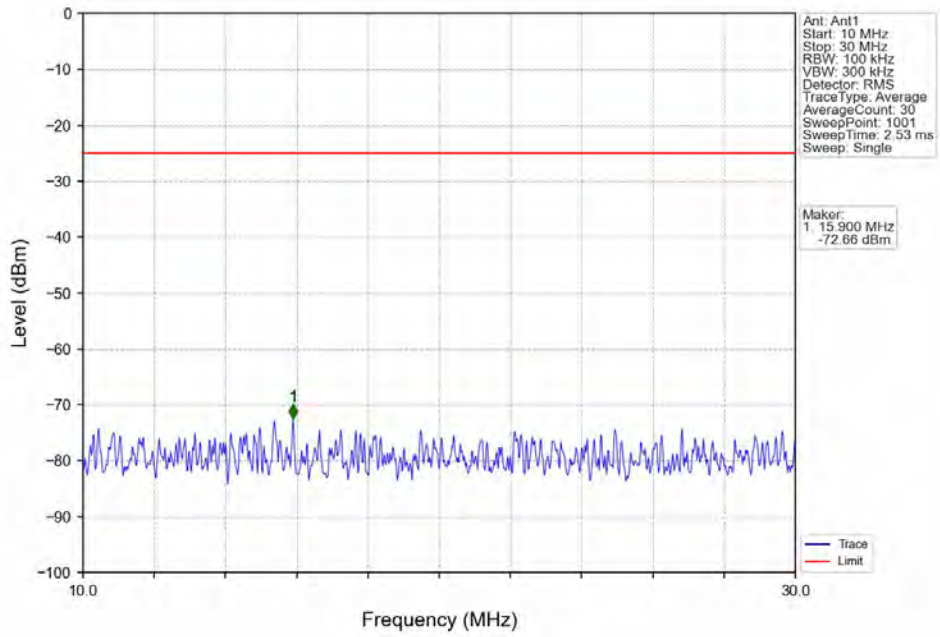
Band7\_10MHz\_QPSK\_HCH\_2565MHz\_RB\_1\_0\_NTNV



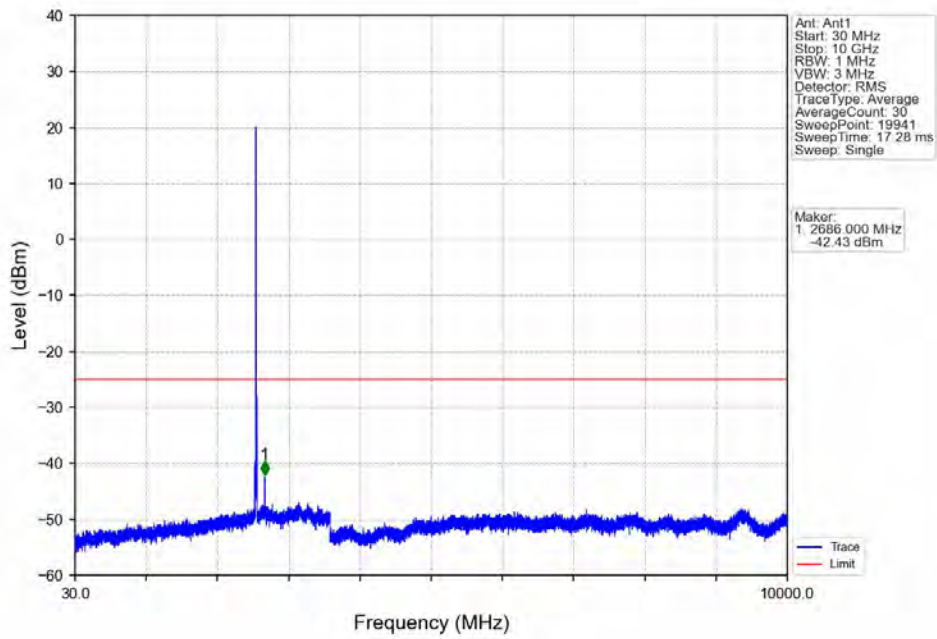
Band7\_10MHz\_QPSK\_HCH\_2565MHz\_RB\_1\_0\_NTNV



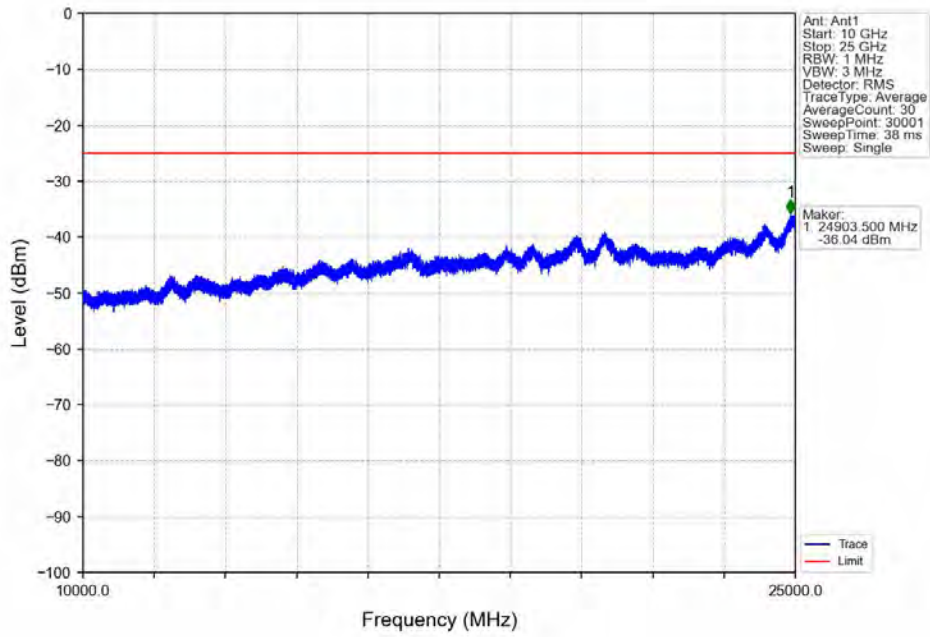
Band7\_10MHz\_QPSK\_HCH\_2565MHz\_RB\_1\_0\_NTNV



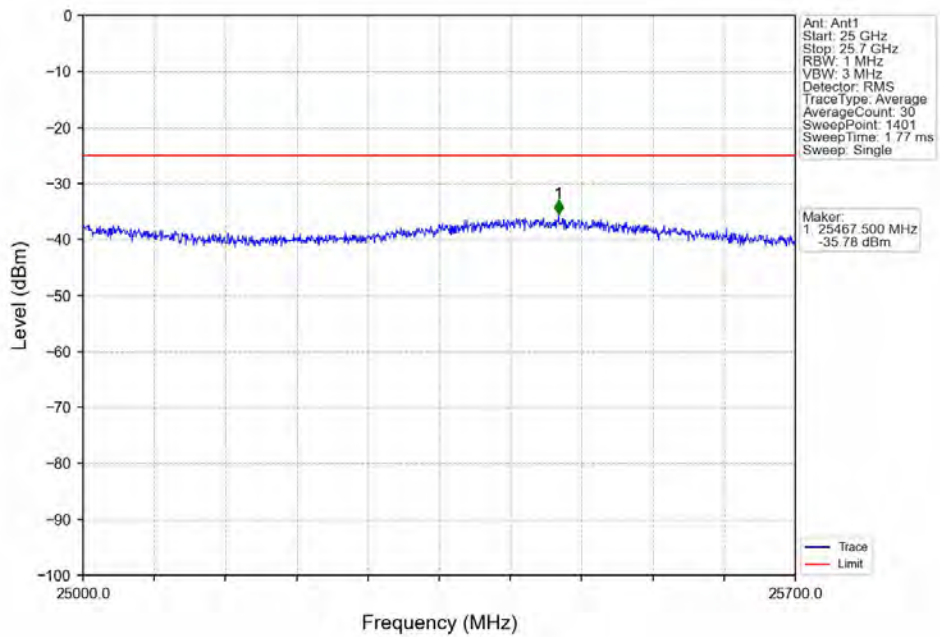
Band7\_10MHz\_QPSK\_HCH\_2565MHz\_RB\_1\_0\_NTNV



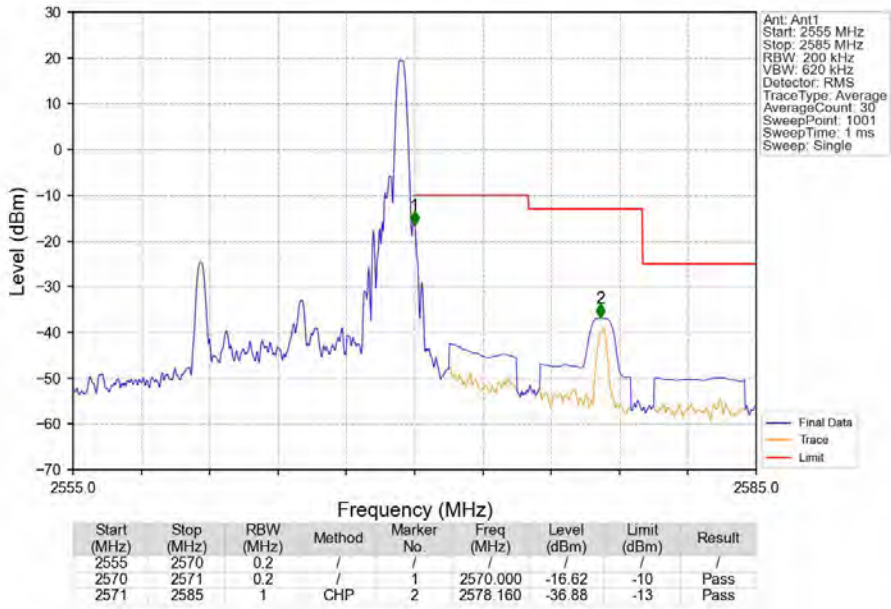
Band7\_10MHz\_QPSK\_HCH\_2565MHz\_RB\_1\_0\_NTNV



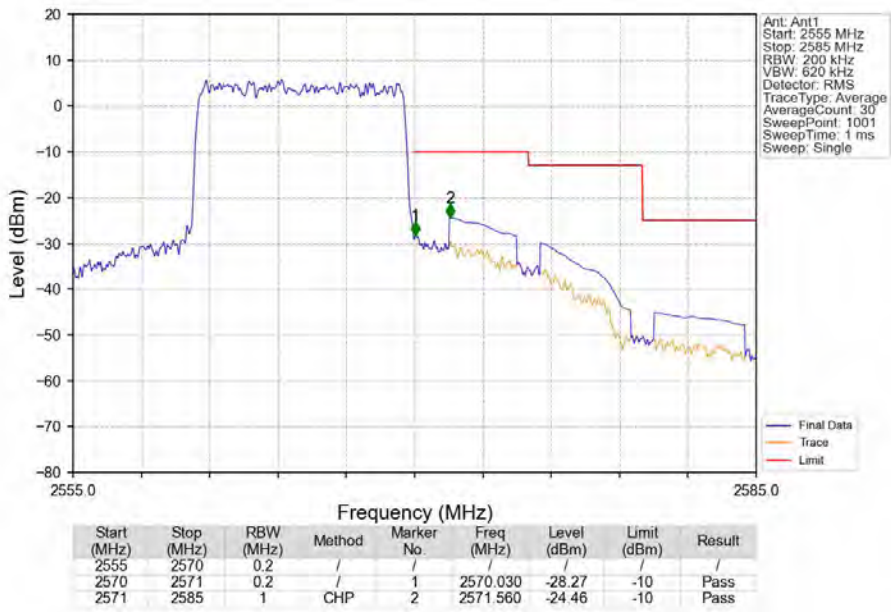
Band7\_10MHz\_QPSK\_HCH\_2565MHz\_RB\_1\_0\_NTNV



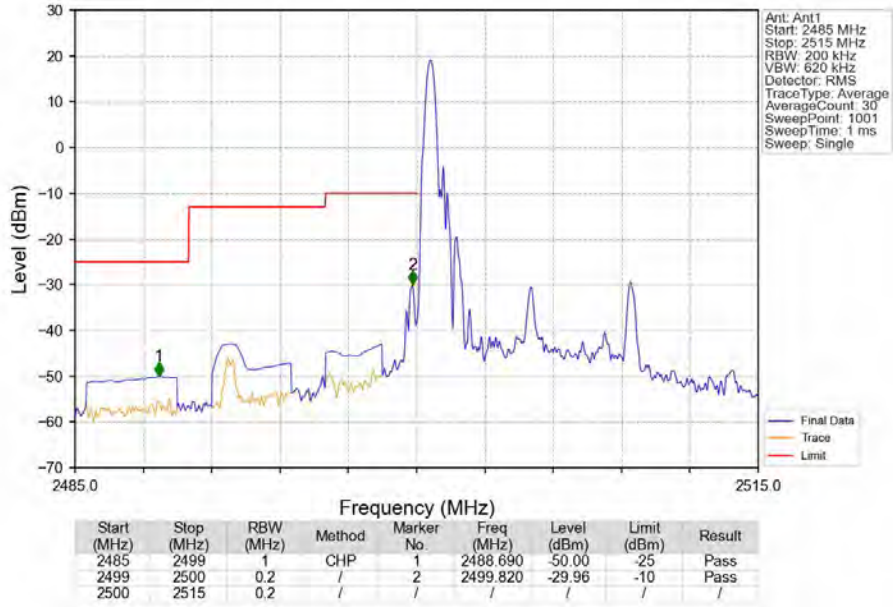
Band7 10MHz QPSK HCH 2565MHz RB 1 49 NTNV



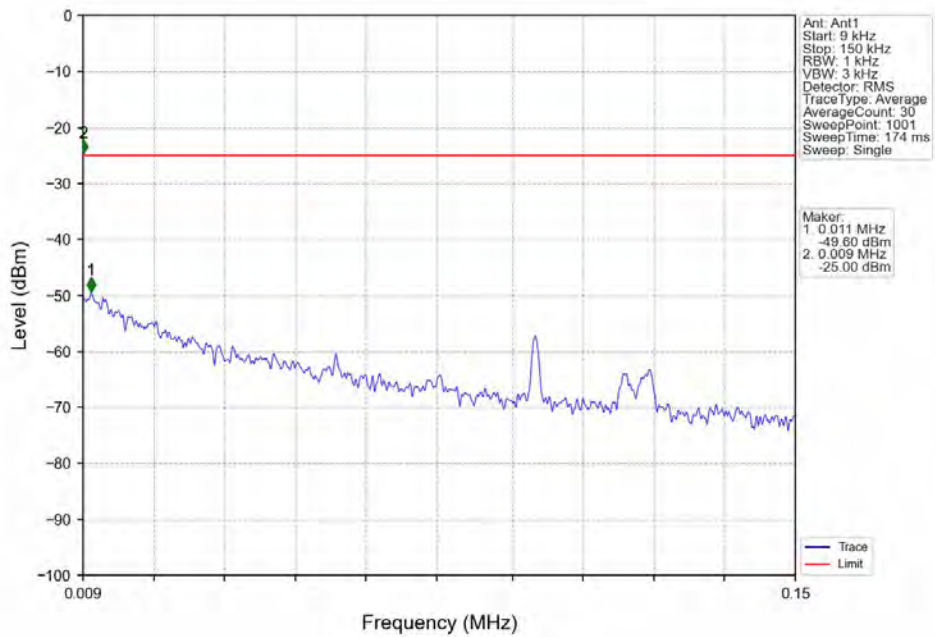
Band7 10MHz QPSK HCH 2565MHz RB 50 0 NTNV



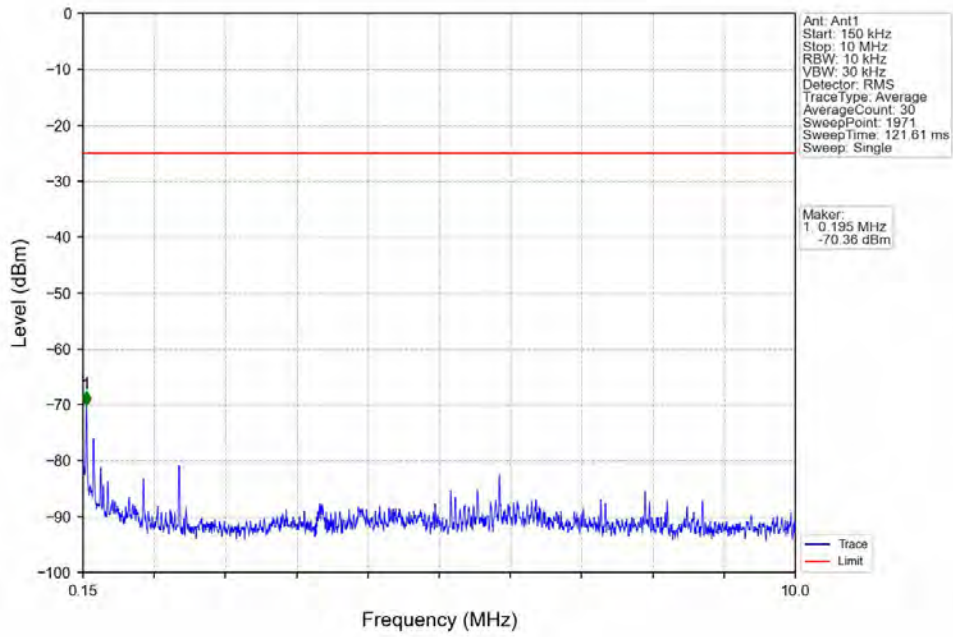
Band7 10MHz 16QAM LCH 2505MHz RB 1 0 NTNV



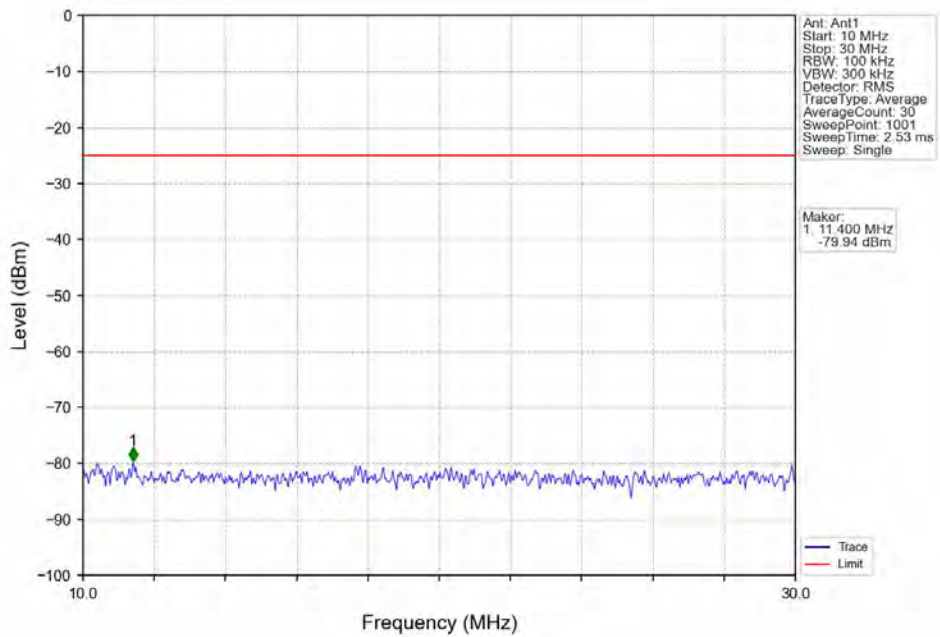
Band7 10MHz 16QAM LCH 2505MHz RB 1 0 NTNV



Band7\_10MHz\_16QAM\_LCH\_2505MHz\_RB\_1\_0\_NTNV

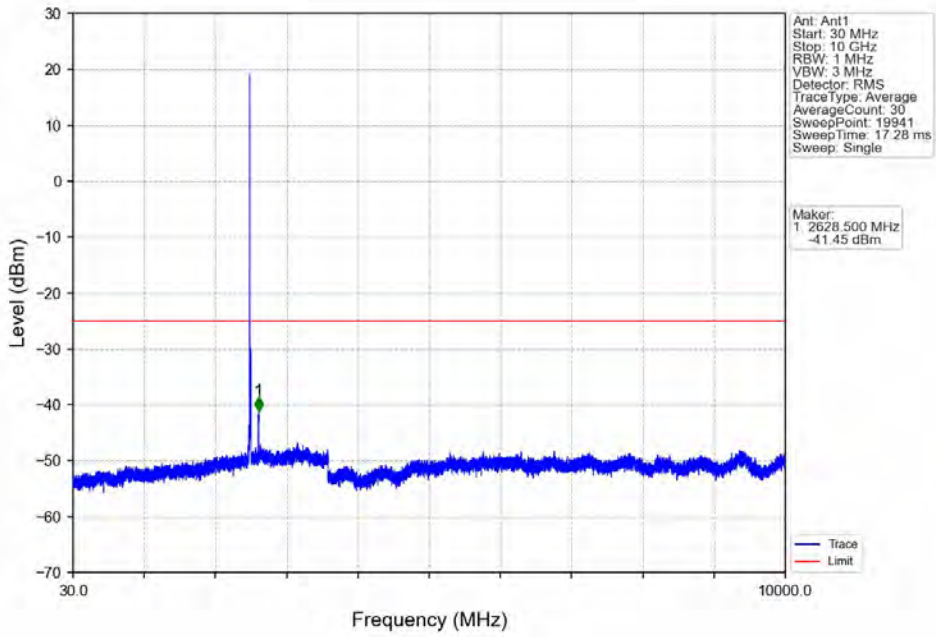


Band7\_10MHz\_16QAM\_LCH\_2505MHz\_RB\_1\_0\_NTNV

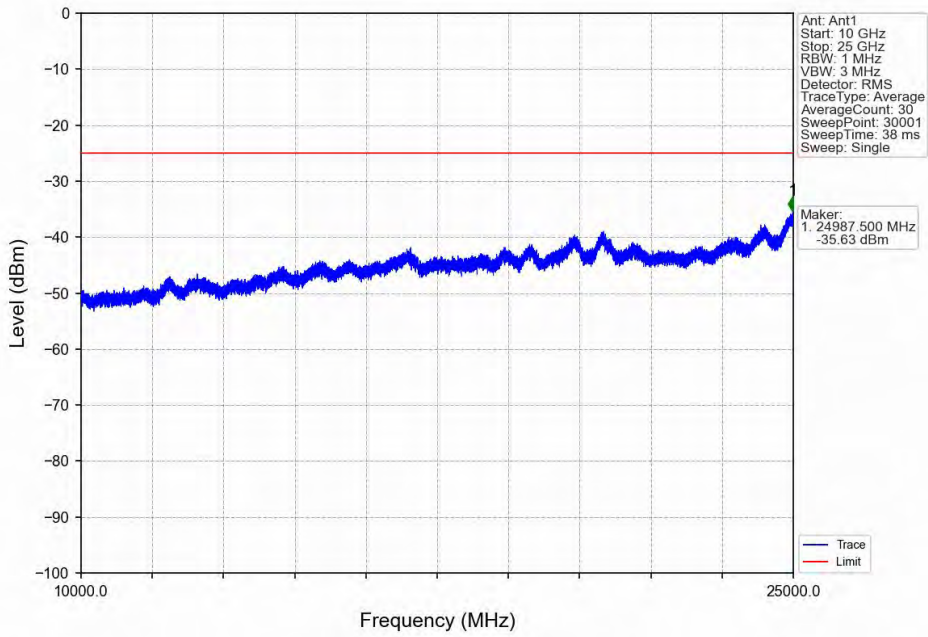




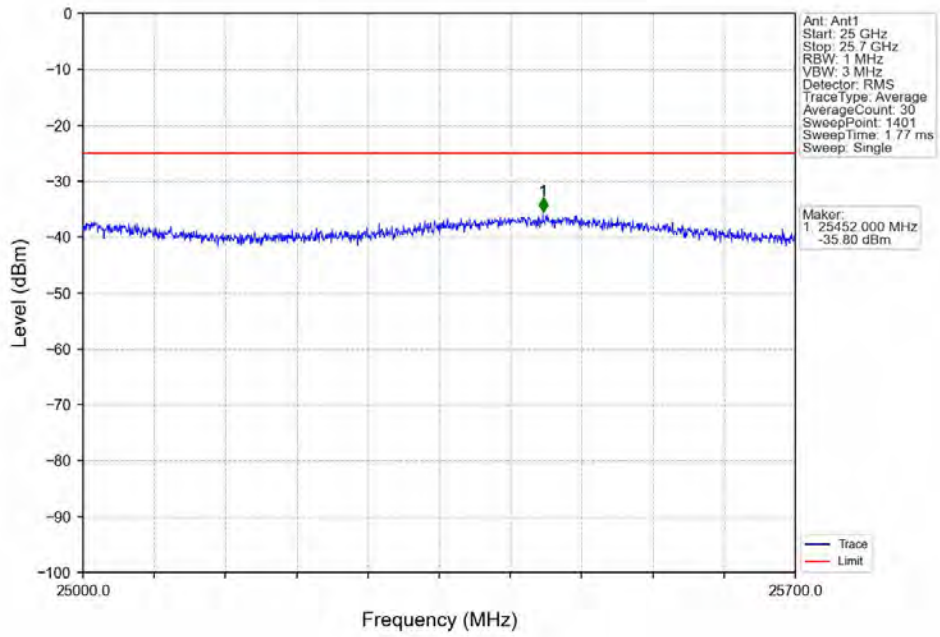
Band7\_10MHz\_16QAM\_LCH\_2505MHz\_RB\_1\_0\_NTNV



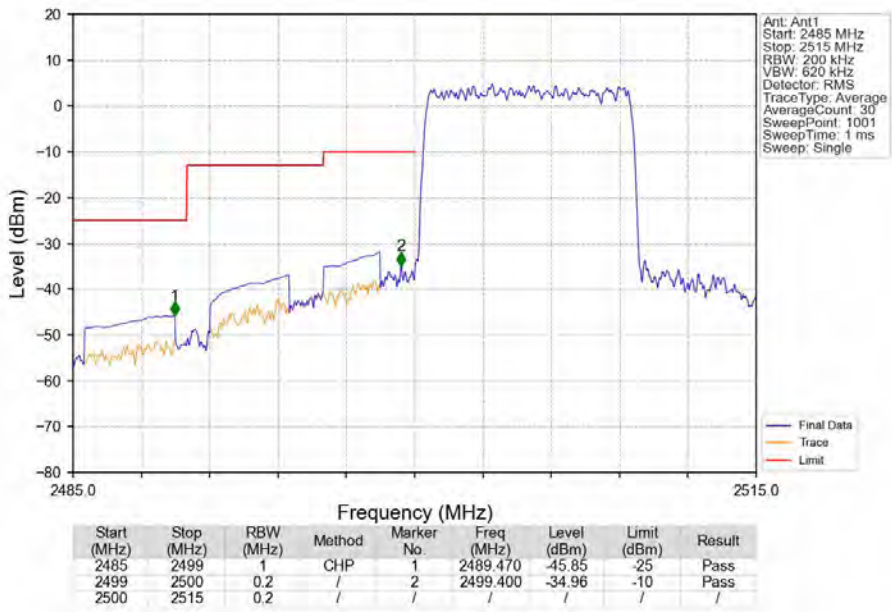
Band7\_10MHz\_16QAM\_LCH\_2505MHz\_RB\_1\_0\_NTNV



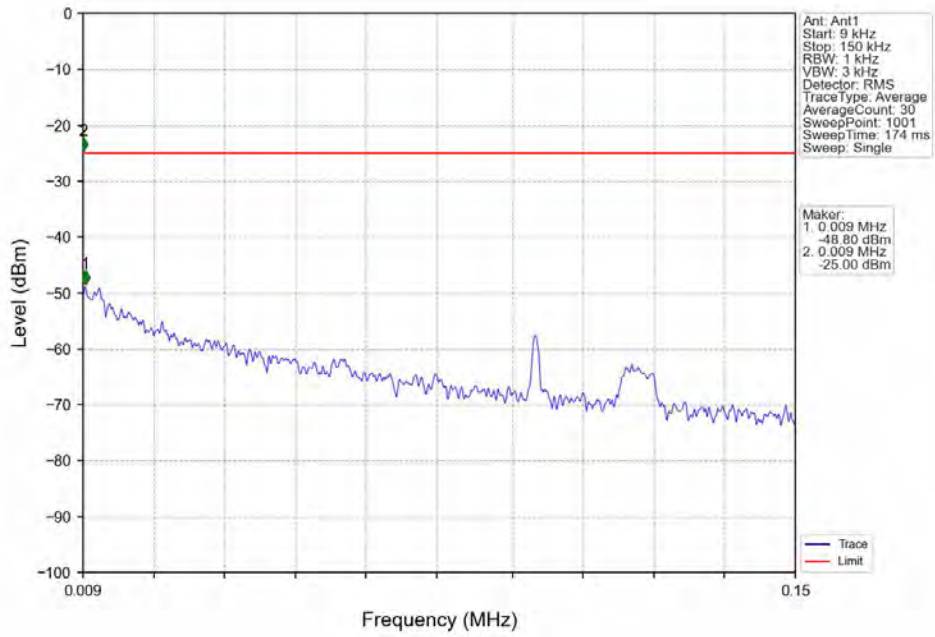
Band7\_10MHz\_16QAM\_LCH\_2505MHz\_RB\_1\_0\_NTNV



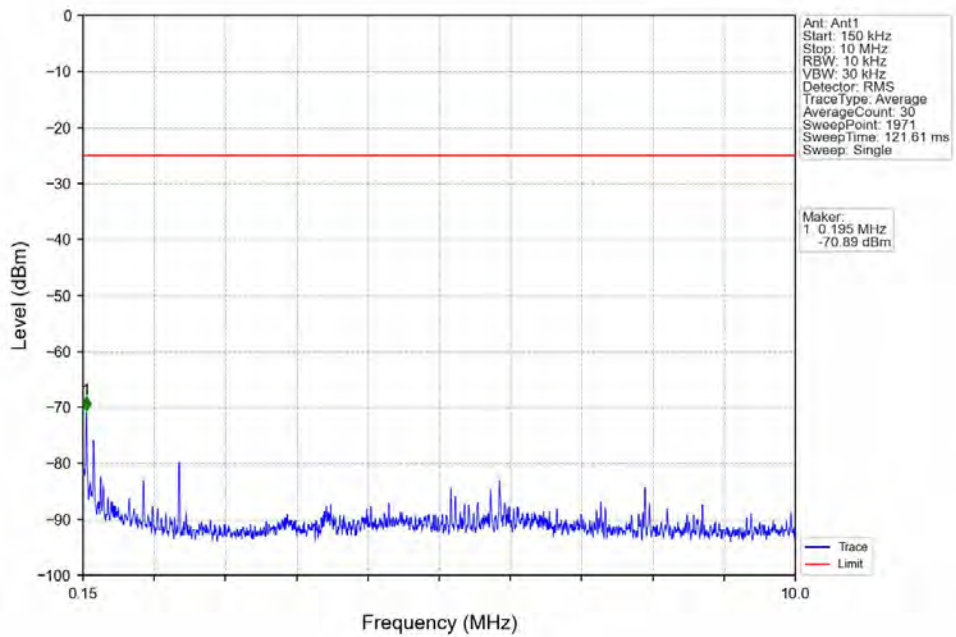
Band7\_10MHz\_16QAM\_LCH\_2505MHz\_RB\_50\_0\_NTNV



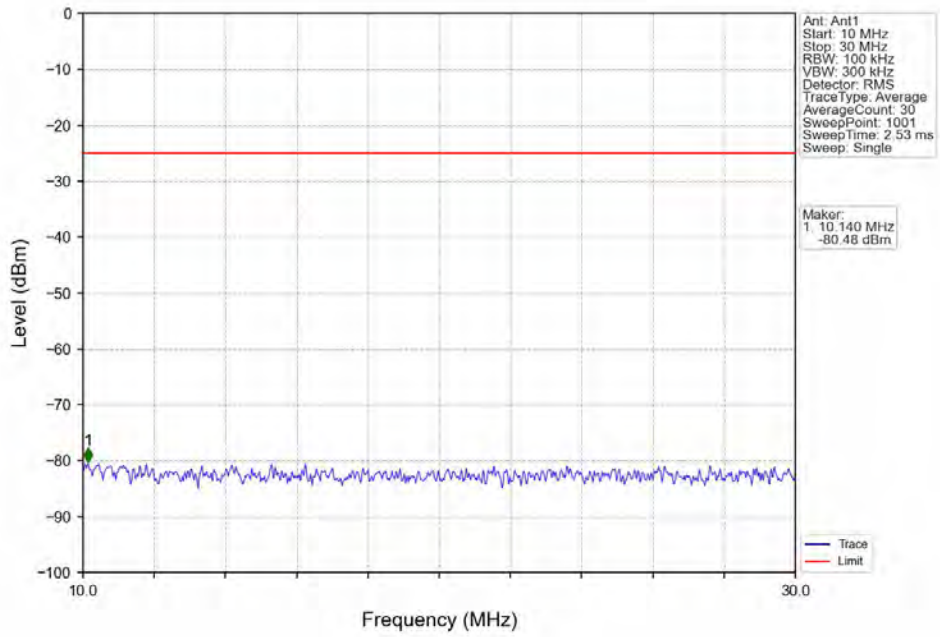
Band7\_10MHz\_16QAM\_MCH\_2535MHz\_RB\_1\_0\_NTNV



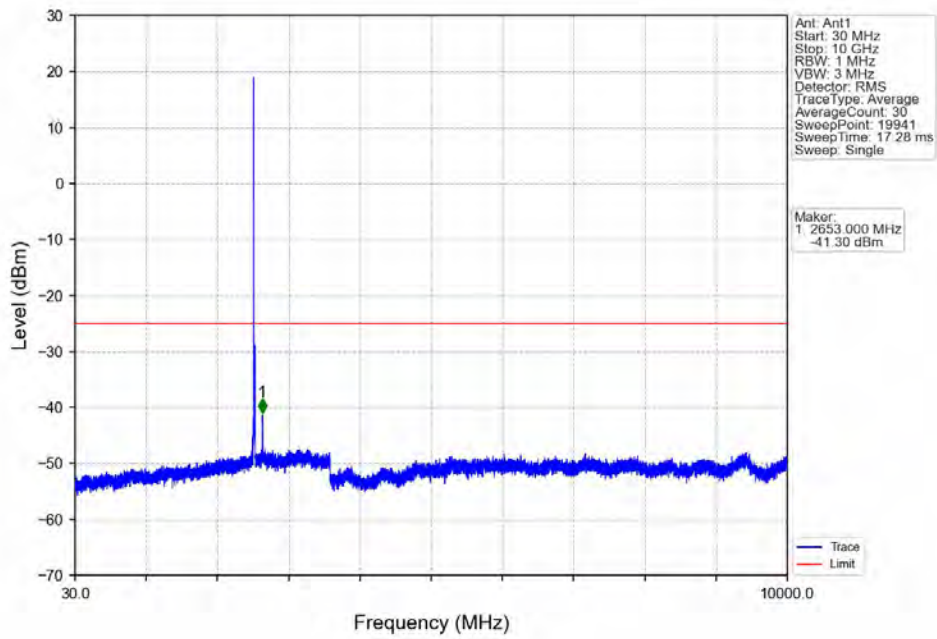
Band7\_10MHz\_16QAM\_MCH\_2535MHz\_RB\_1\_0\_NTNV



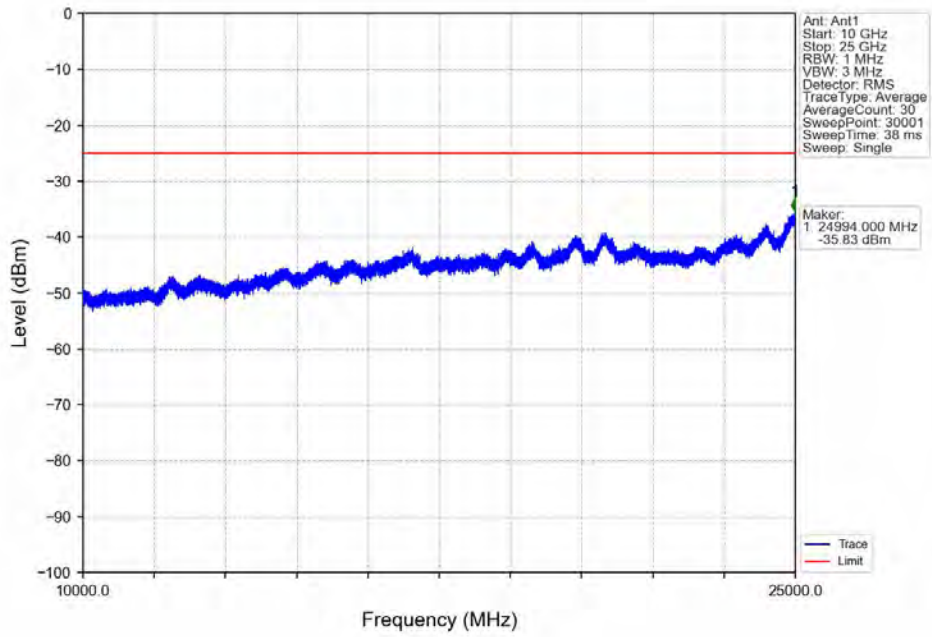
Band7\_10MHz\_16QAM\_MCH\_2535MHz\_RB\_1\_0\_NTNV



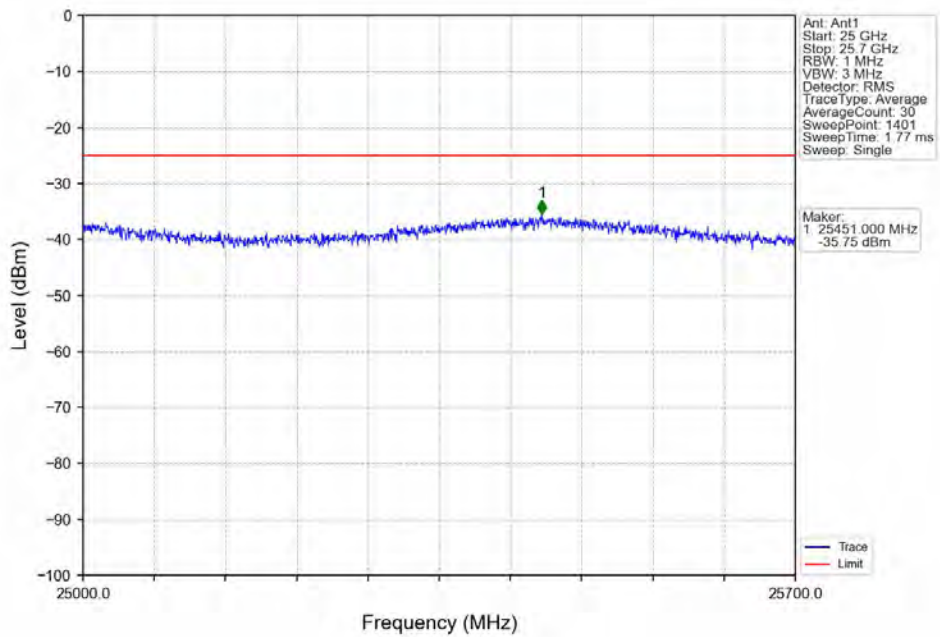
Band7\_10MHz\_16QAM\_MCH\_2535MHz\_RB\_1\_0\_NTNV



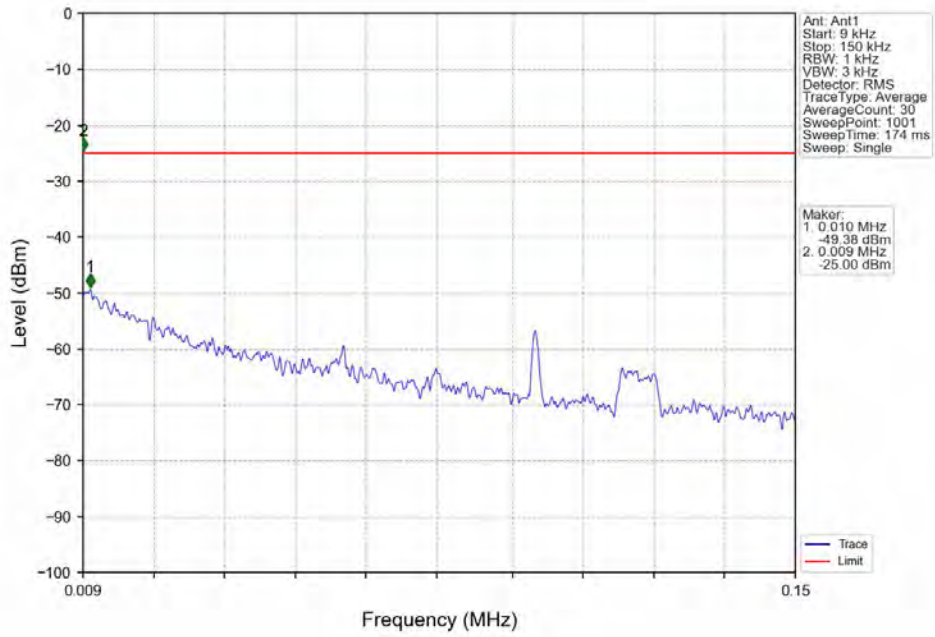
Band7\_10MHz\_16QAM\_MCH\_2535MHz\_RB\_1\_0\_NTNV



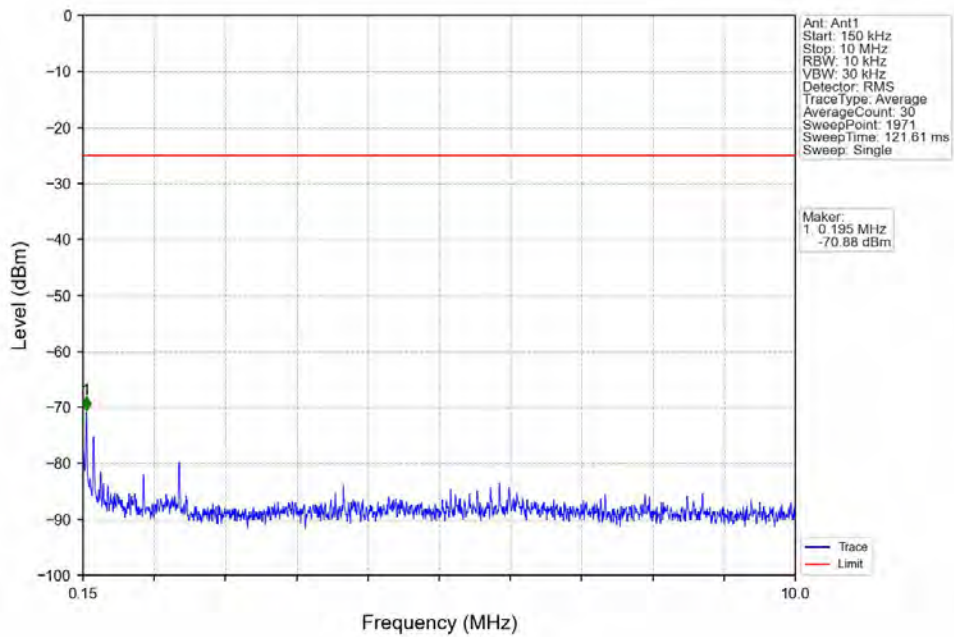
Band7\_10MHz\_16QAM\_MCH\_2535MHz\_RB\_1\_0\_NTNV



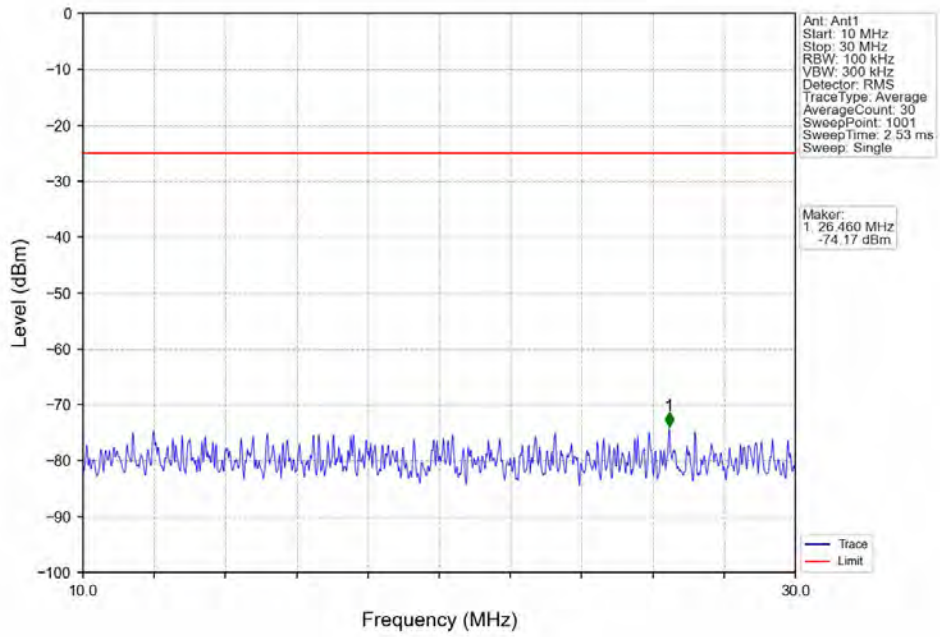
Band7 10MHz 16QAM HCH 2565MHz RB 1 0 NTN



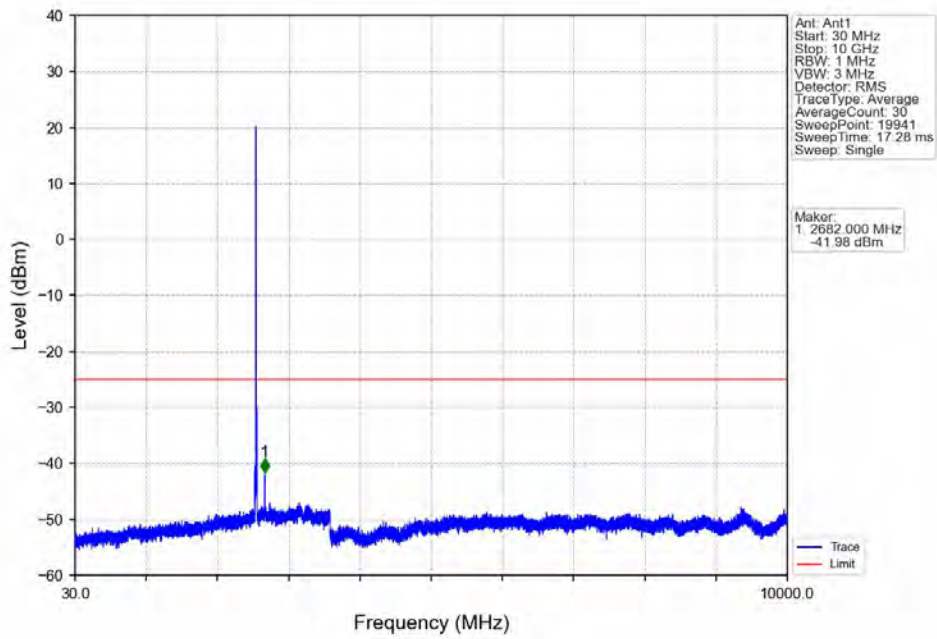
Band7 10MHz 16QAM HCH 2565MHz RB 1 0 NTN



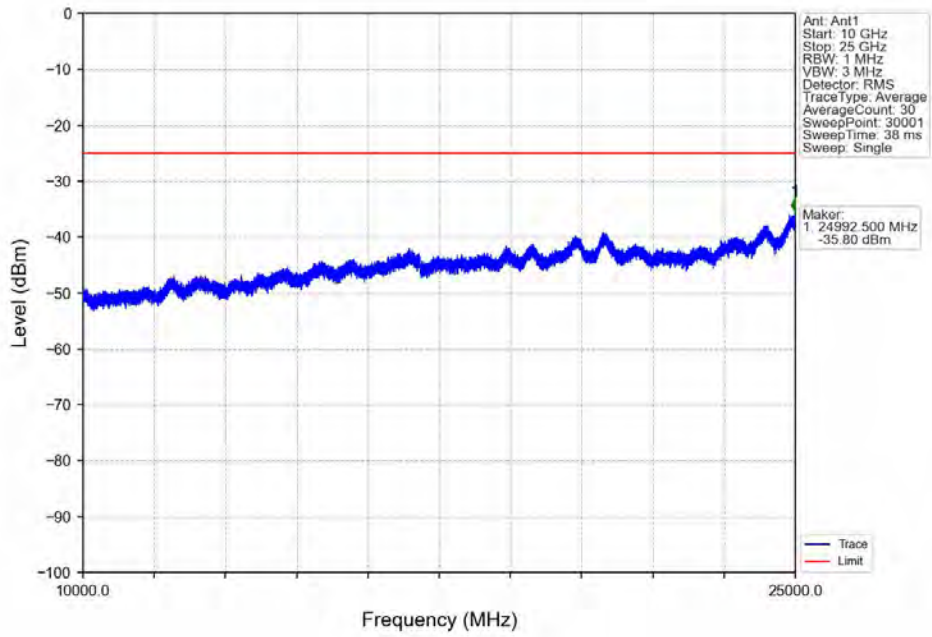
Band7 10MHz 16QAM HCH 2565MHz RB 1 0 NTN



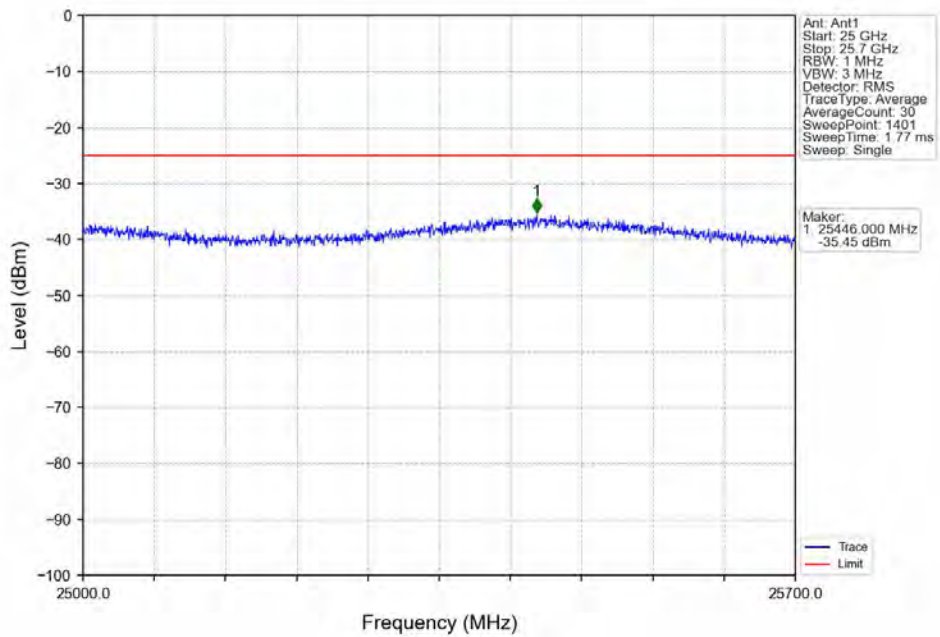
Band7 10MHz 16QAM HCH 2565MHz RB 1 0 NTN



Band7 10MHz 16QAM HCH 2565MHz RB 1 0 NTN

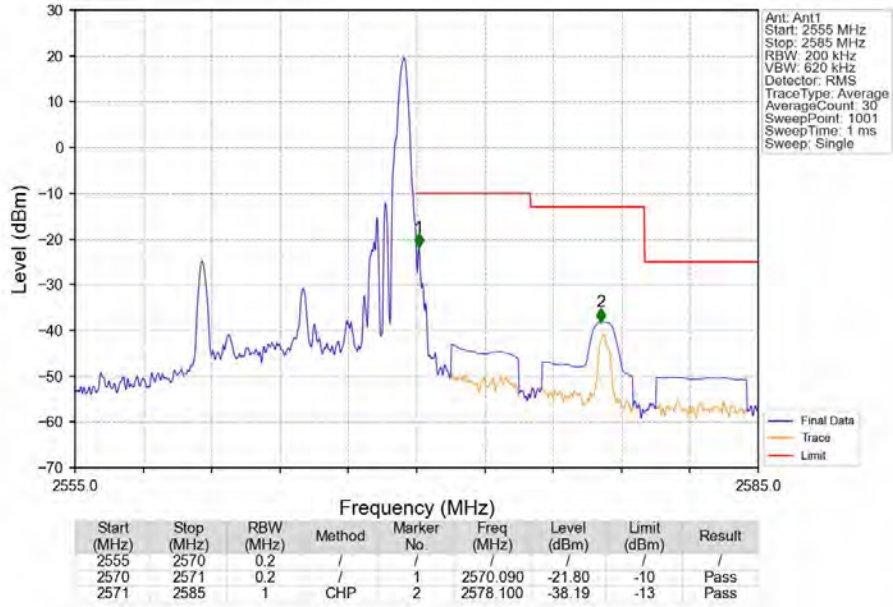


Band7 10MHz 16QAM HCH 2565MHz RB 1 0 NTN

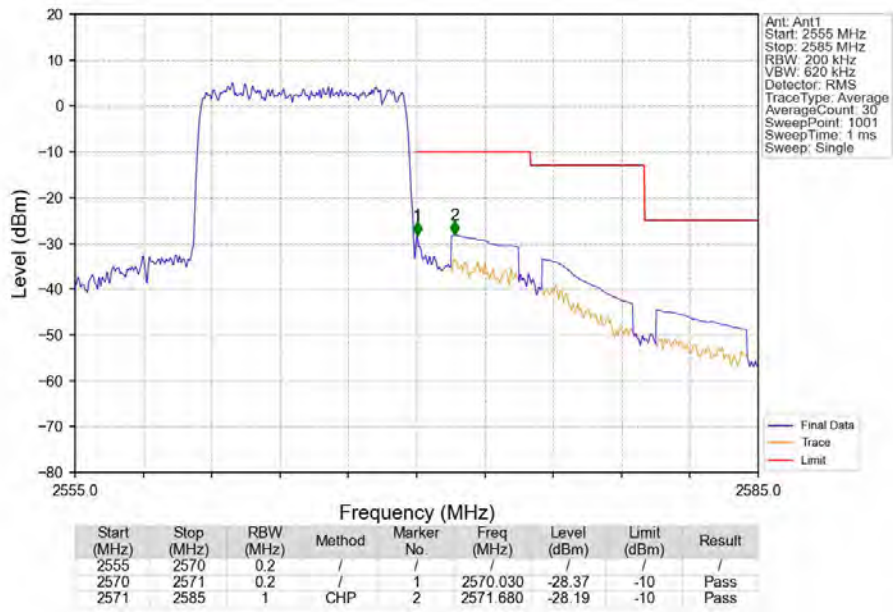




Band7\_10MHz\_16QAM\_HCH\_2565MHz\_RB\_1\_49\_NTV



Band7\_10MHz\_16QAM\_HCH\_2565MHz\_RB\_50\_0\_NTV

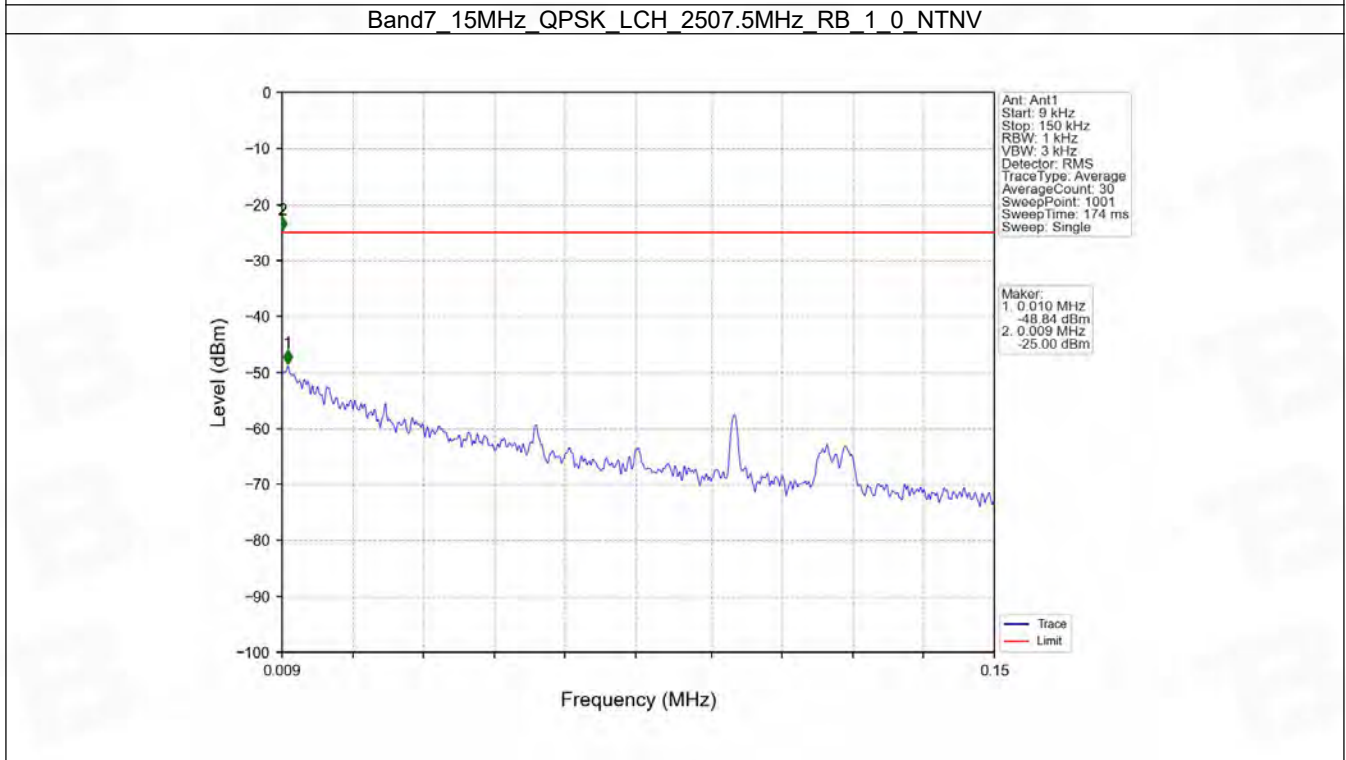
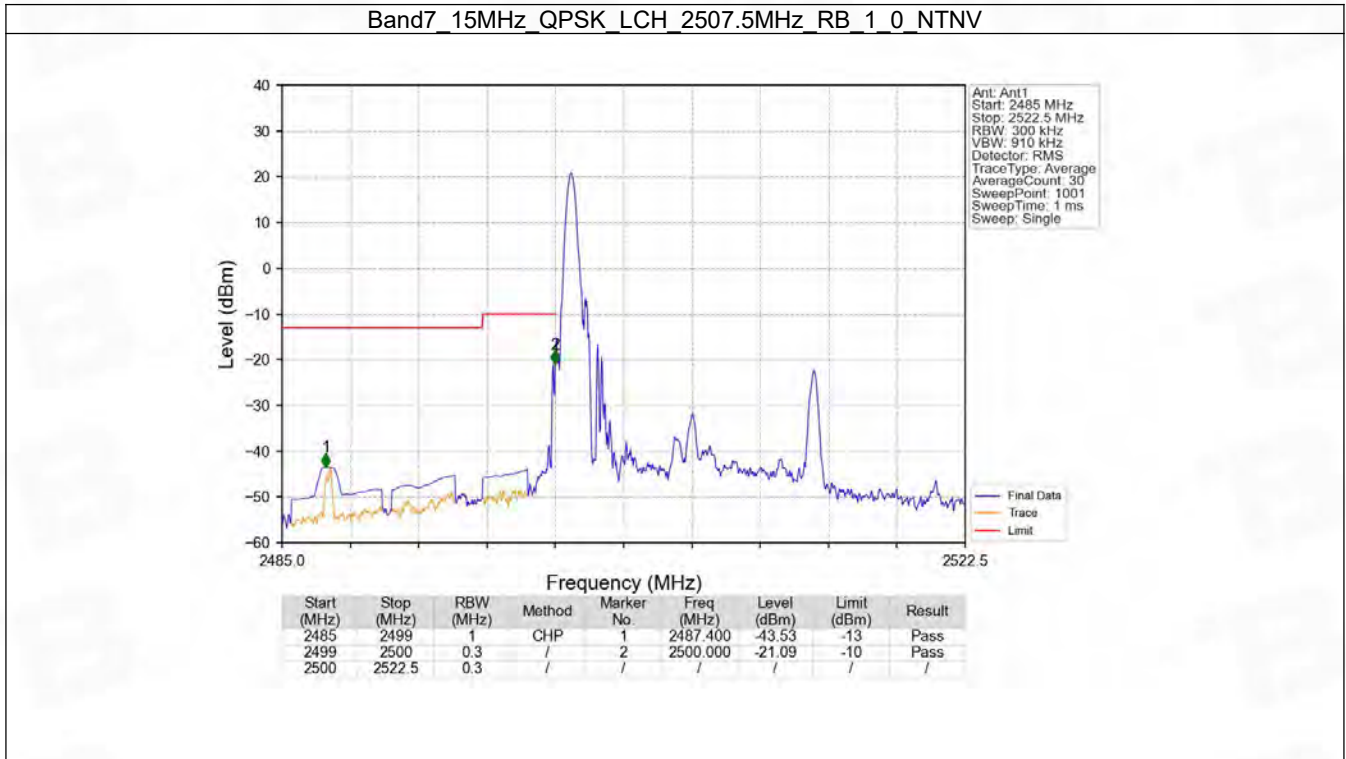


## 6.3 B7\_15MHz

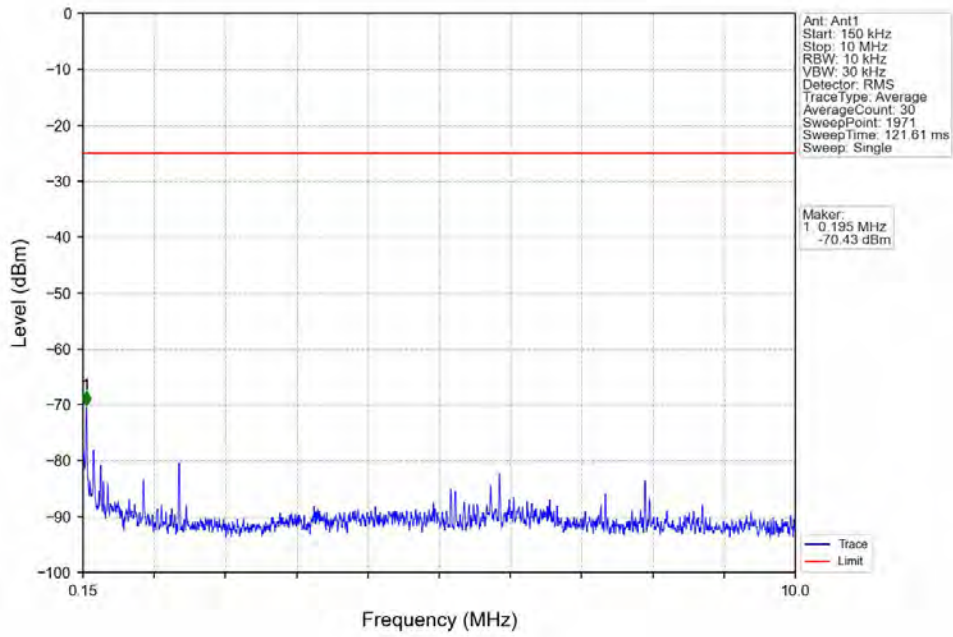
### 6.3.1 Test Result

Band: 7 / Bandwidth: 15MHz / NTV						
Modulation	Frequency (MHz)	RB Allocation		Spurious Emission		Verdict
		Size	Offset	Result	Limit	
QPSK	2507.5	1	0	Refer To Test Graph		Pass
		75	0	Refer To Test Graph		Pass
	2535	1	0	Refer To Test Graph		Pass
	2562.5	1	0	Refer To Test Graph		Pass
			74	Refer To Test Graph		Pass
		75	0	Refer To Test Graph		Pass
16QAM	2507.5	1	0	Refer To Test Graph		Pass
		75	0	Refer To Test Graph		Pass
	2535	1	0	Refer To Test Graph		Pass
	2562.5	1	0	Refer To Test Graph		Pass
			74	Refer To Test Graph		Pass
		75	0	Refer To Test Graph		Pass

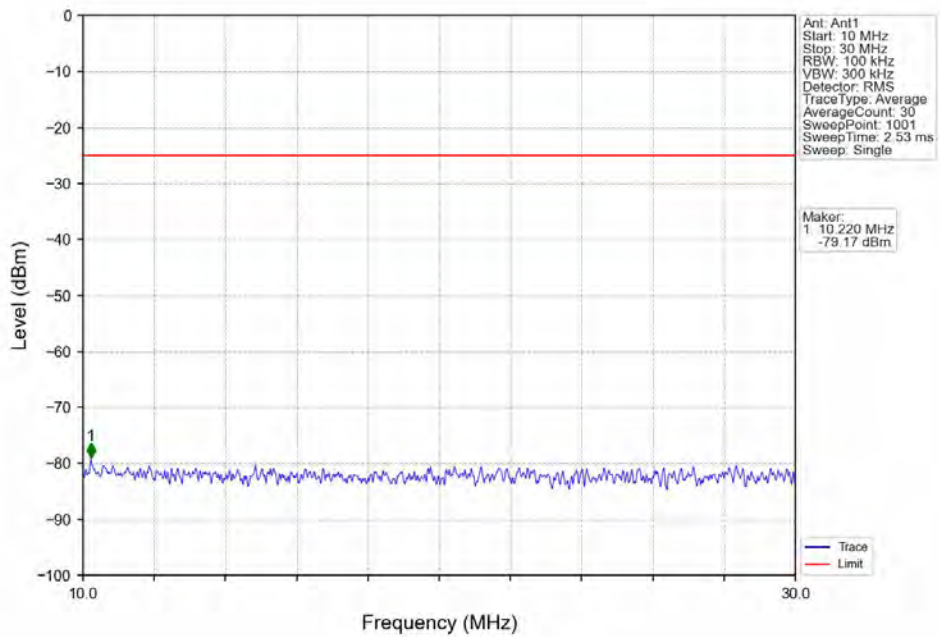
### 6.3.2 Test Graph



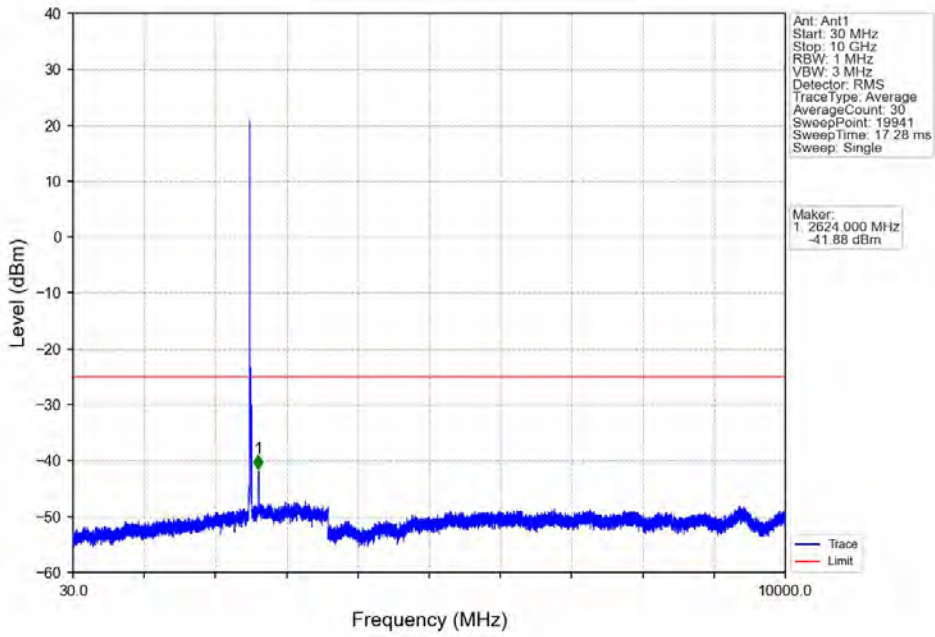
Band7\_15MHz\_QPSK\_LCH\_2507.5MHz\_RB\_1\_0\_NTNV



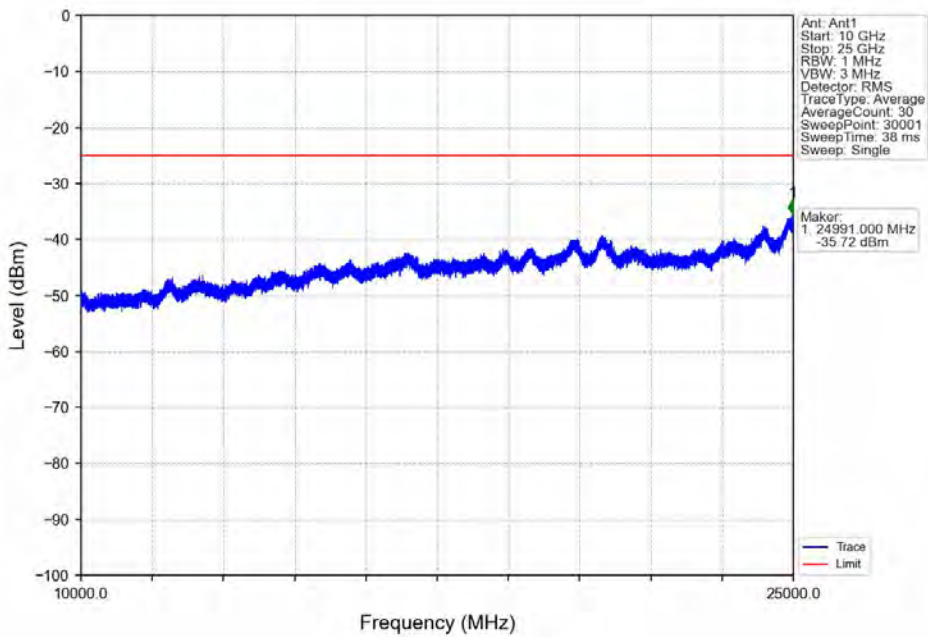
Band7\_15MHz\_QPSK\_LCH\_2507.5MHz\_RB\_1\_0\_NTNV



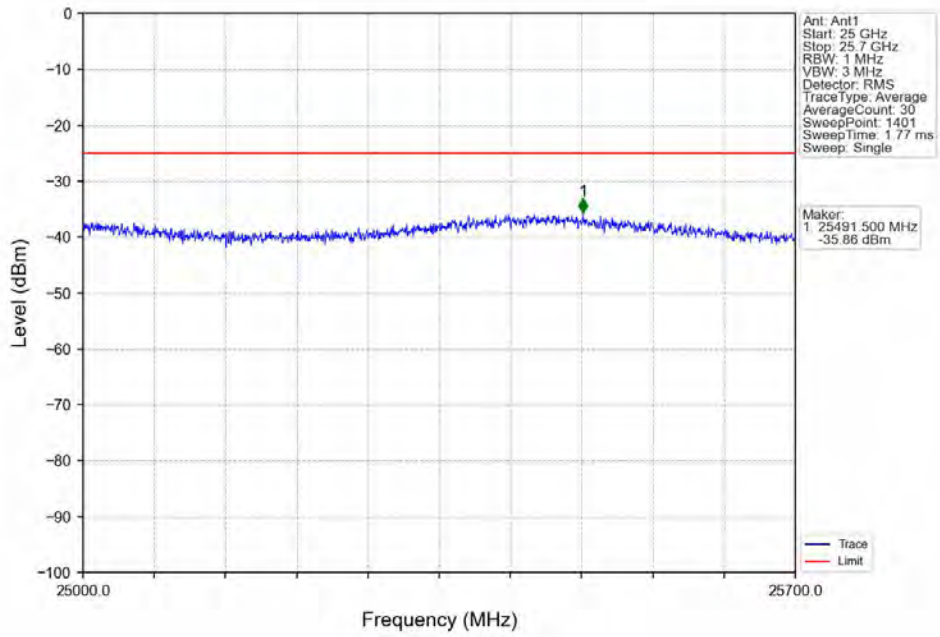
Band7\_15MHz\_QPSK\_LCH\_2507.5MHz\_RB\_1\_0\_NTNV



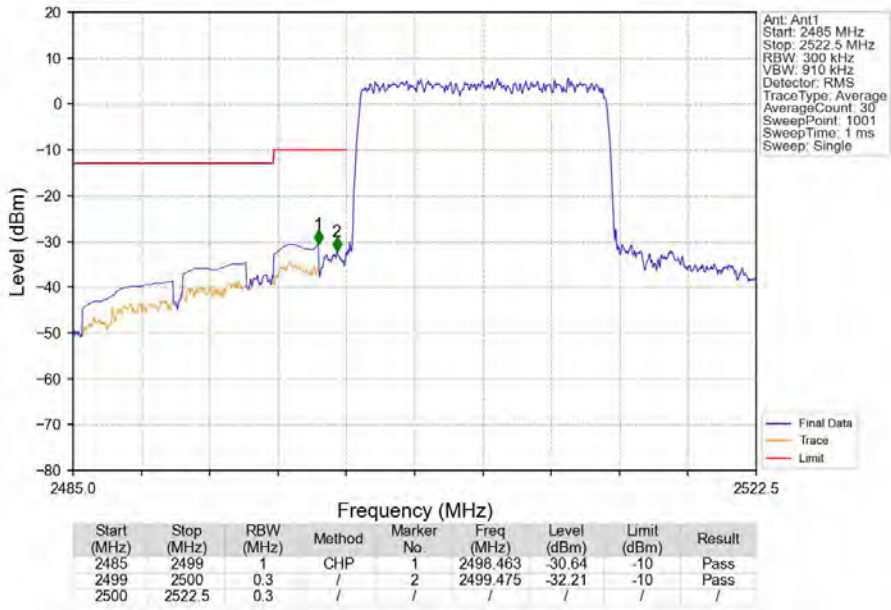
Band7\_15MHz\_QPSK\_LCH\_2507.5MHz\_RB\_1\_0\_NTNV



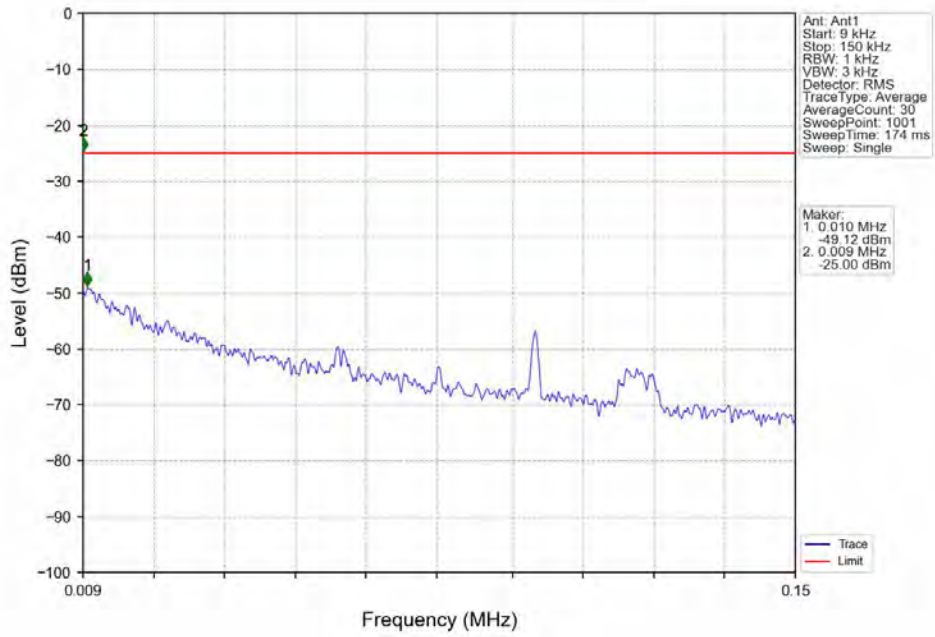
Band7 15MHz QPSK LCH 2507.5MHz RB 1 0 NTV



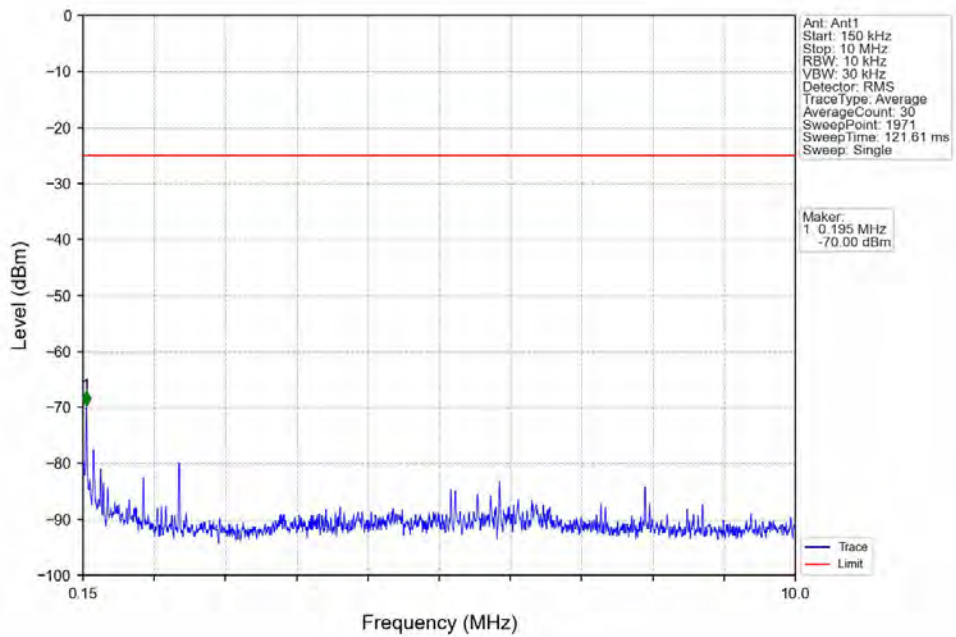
Band7 15MHz QPSK LCH 2507.5MHz RB 75 0 NTV



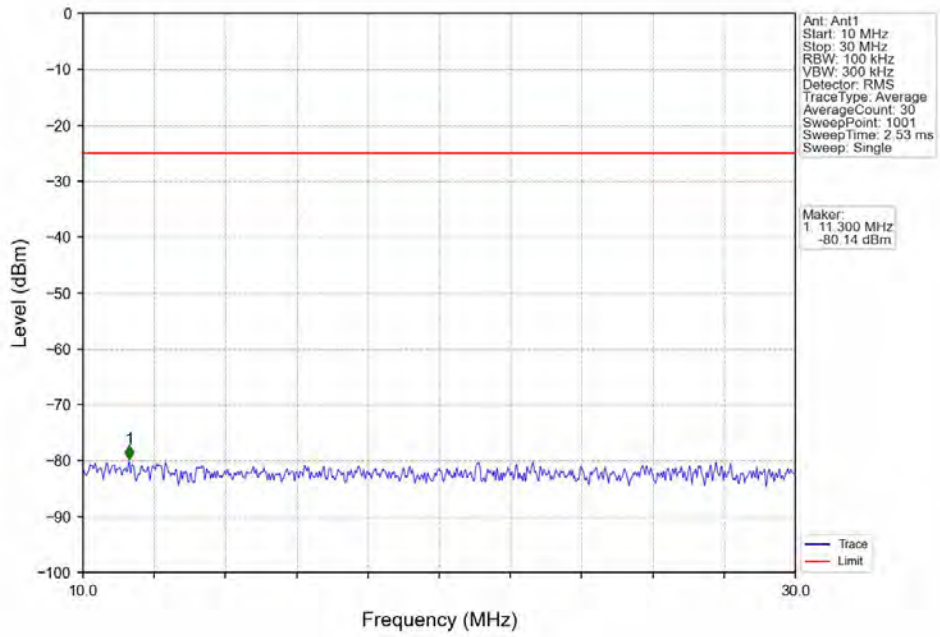
Band7\_15MHz\_QPSK\_MCH\_2535MHz\_RB\_1\_0\_NTNV



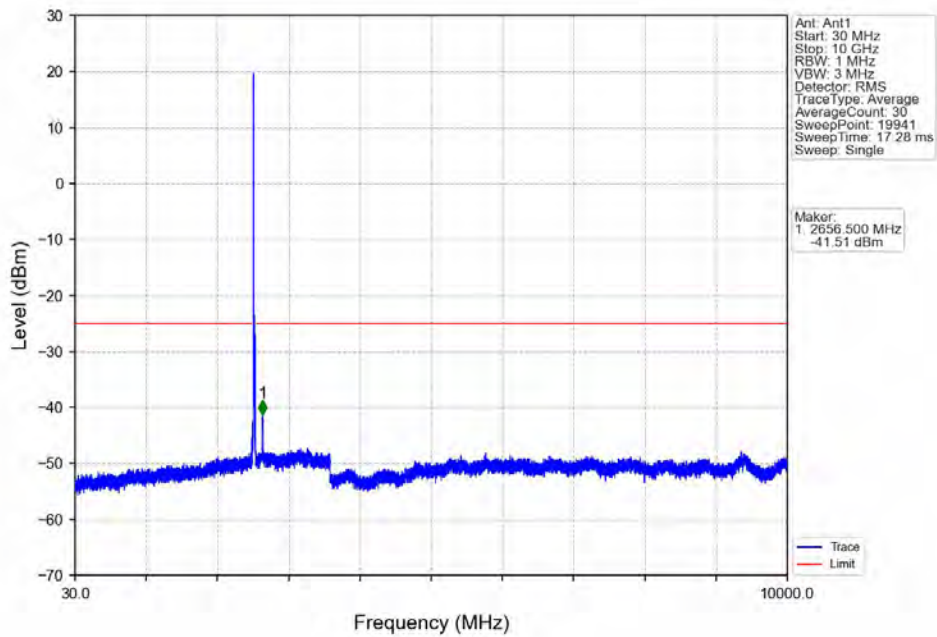
Band7\_15MHz\_QPSK\_MCH\_2535MHz\_RB\_1\_0\_NTNV



Band7\_15MHz\_QPSK\_MCH\_2535MHz\_RB\_1\_0\_NTNV

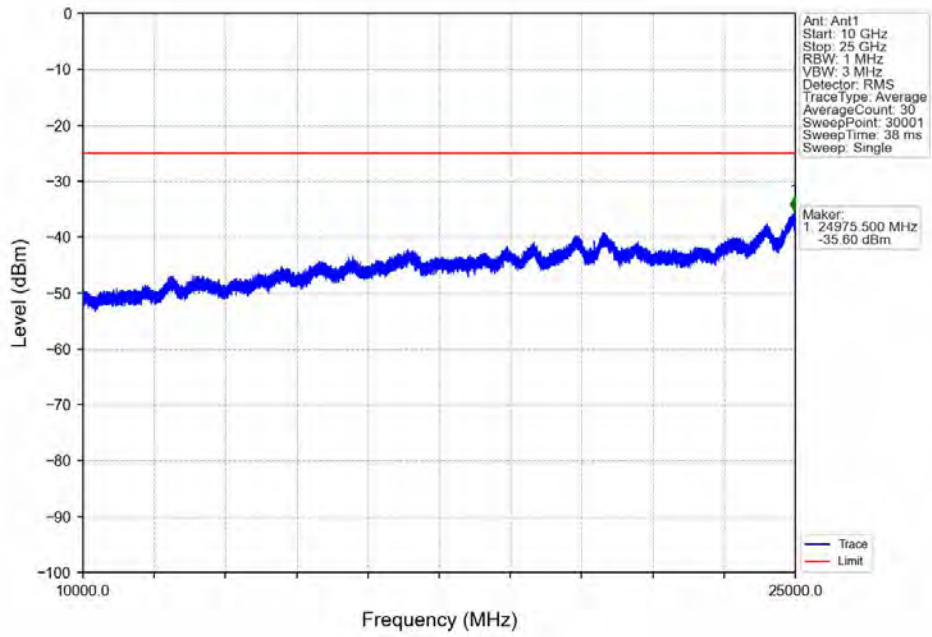


Band7\_15MHz\_QPSK\_MCH\_2535MHz\_RB\_1\_0\_NTNV

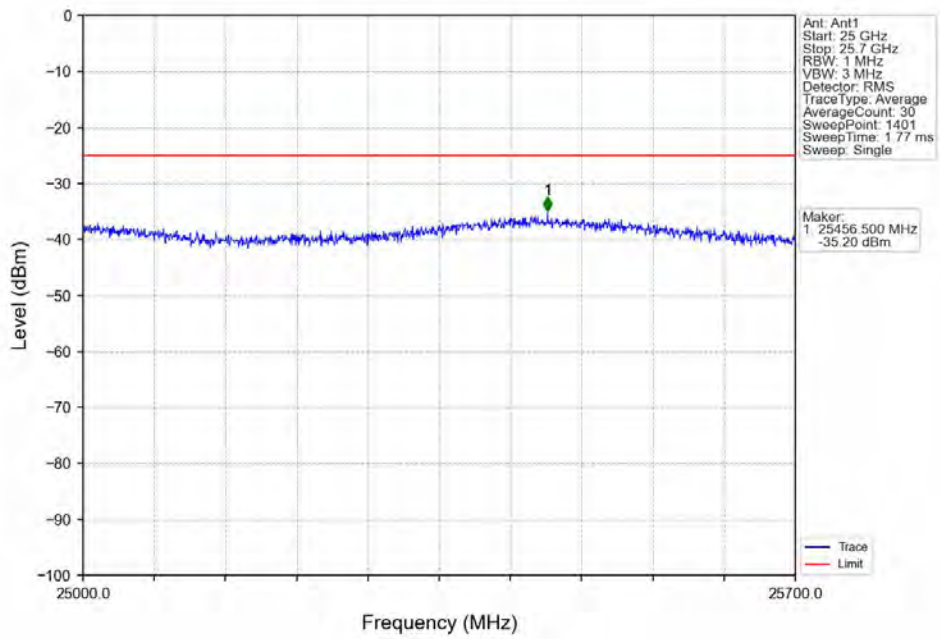




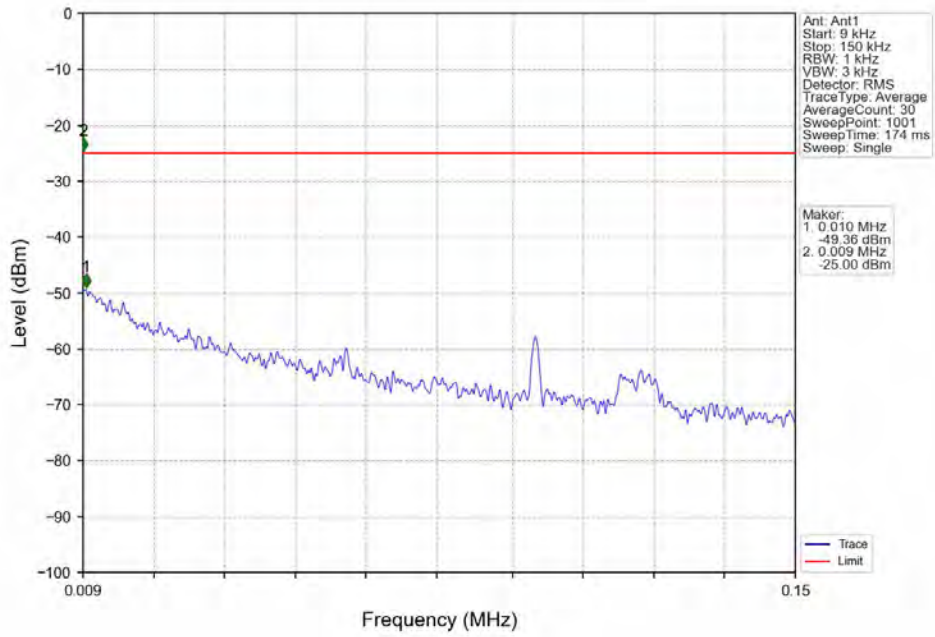
Band7\_15MHz\_QPSK\_MCH\_2535MHz\_RB\_1\_0\_NTNV



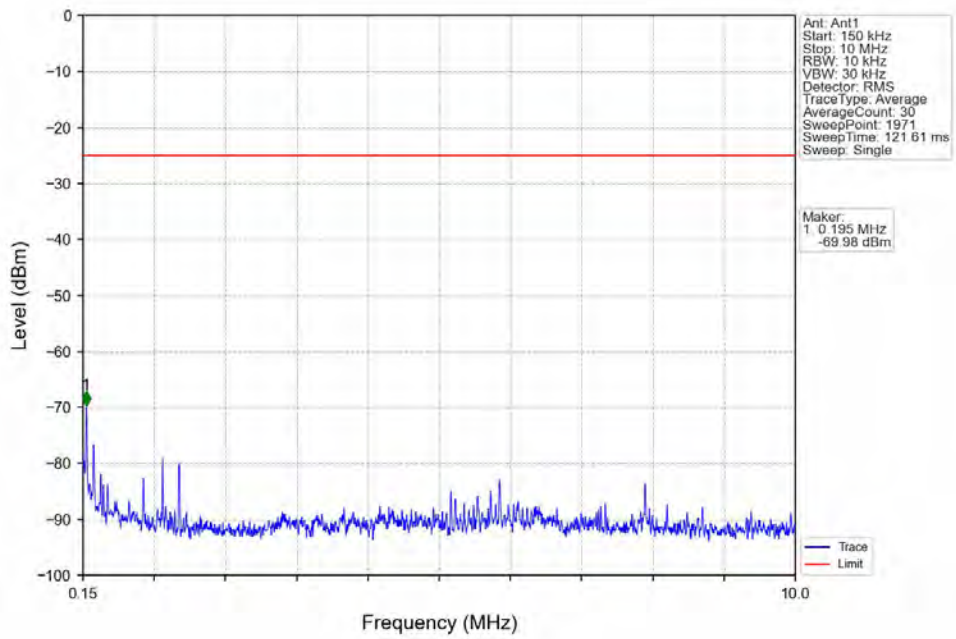
Band7\_15MHz\_QPSK\_MCH\_2535MHz\_RB\_1\_0\_NTNV



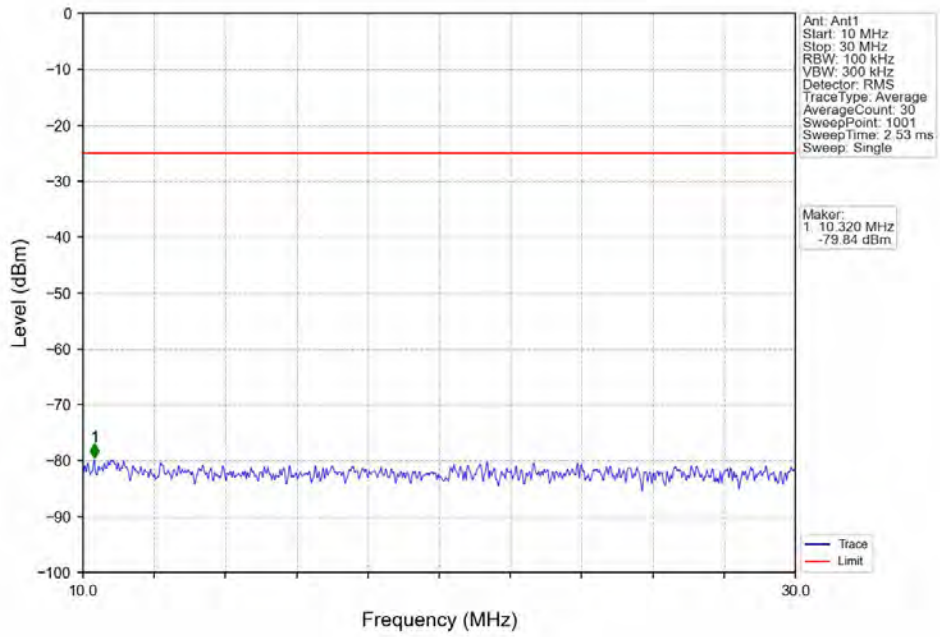
Band7\_15MHz\_QPSK\_HCH\_2562.5MHz\_RB\_1\_0\_NTNV



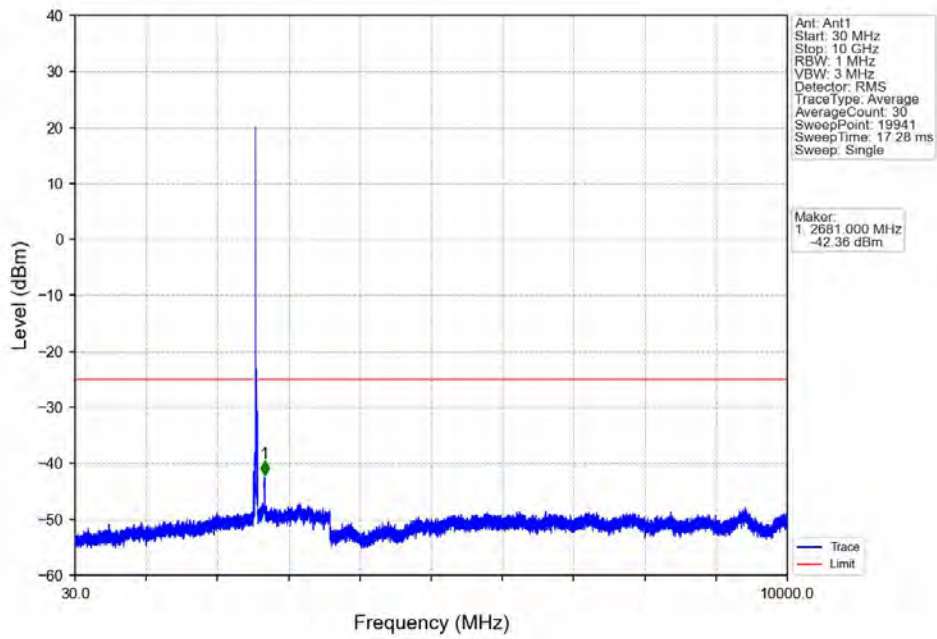
Band7\_15MHz\_QPSK\_HCH\_2562.5MHz\_RB\_1\_0\_NTNV



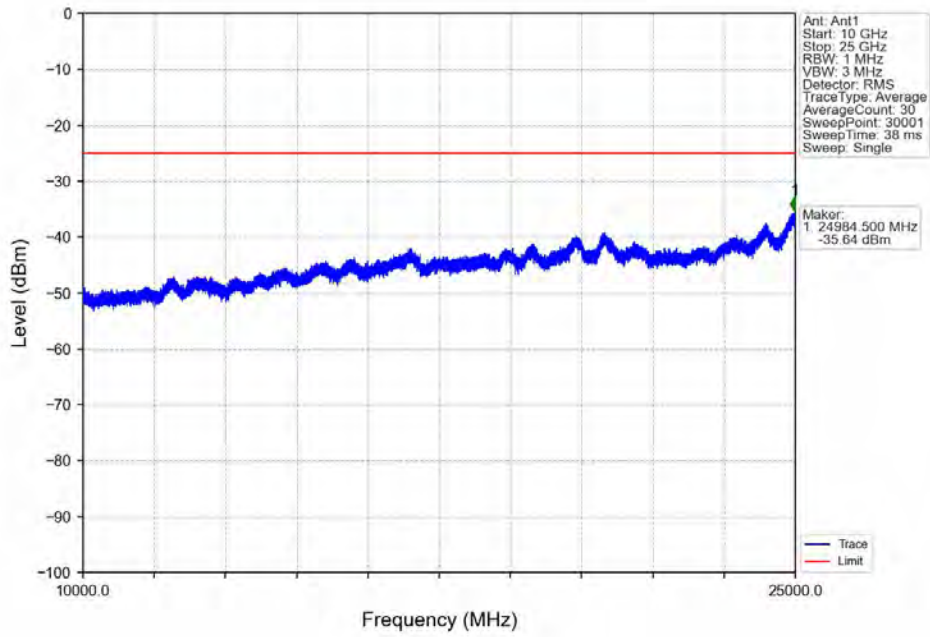
Band7\_15MHz\_QPSK\_HCH\_2562.5MHz\_RB\_1\_0\_NTNV



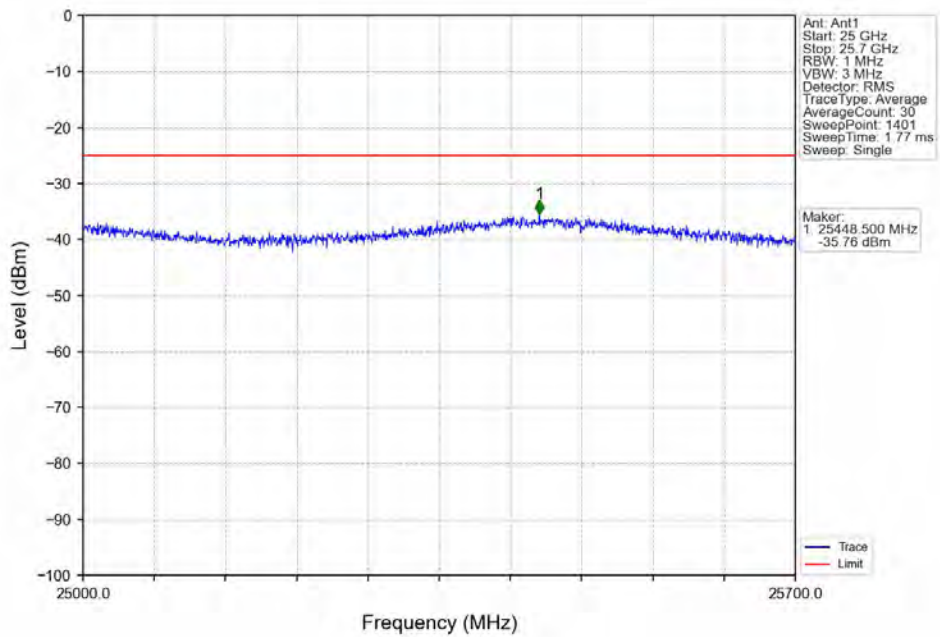
Band7\_15MHz\_QPSK\_HCH\_2562.5MHz\_RB\_1\_0\_NTNV



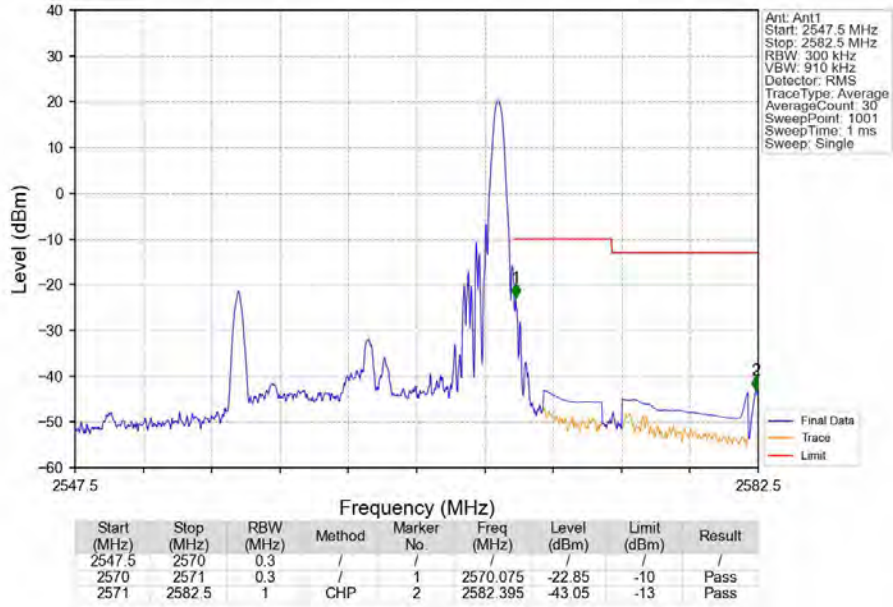
Band7\_15MHz\_QPSK\_HCH\_2562.5MHz\_RB\_1\_0\_NTNV



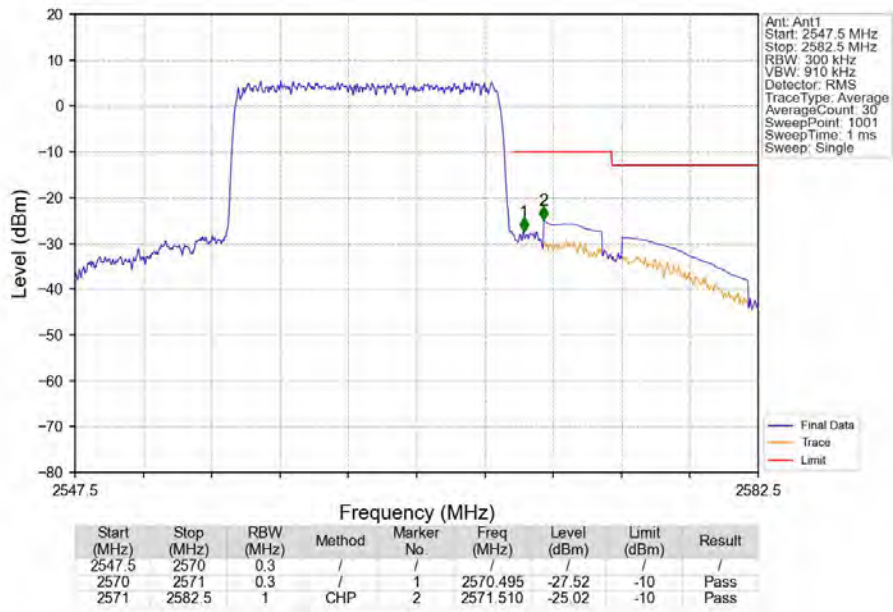
Band7\_15MHz\_QPSK\_HCH\_2562.5MHz\_RB\_1\_0\_NTNV



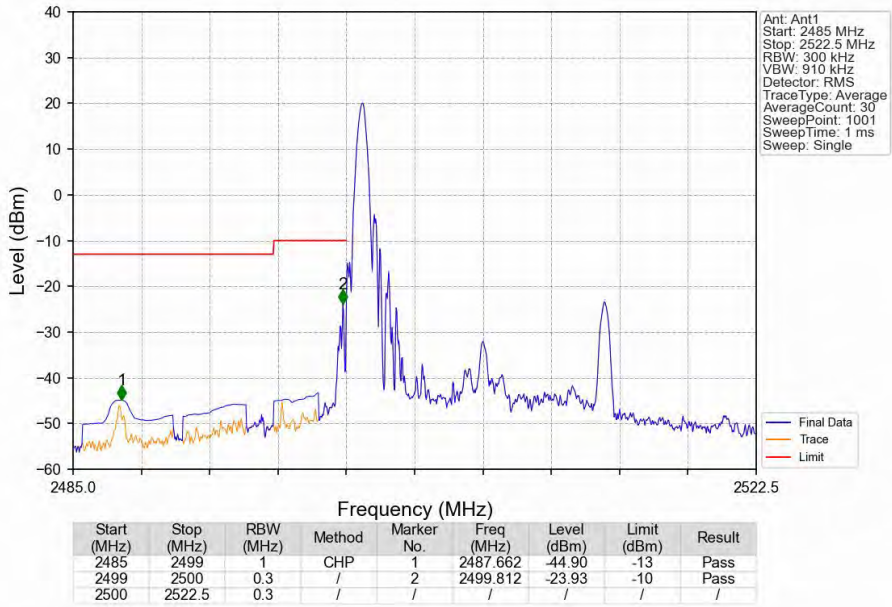
Band7\_15MHz\_QPSK\_HCH\_2562.5MHz\_RB\_1\_74\_NTNV



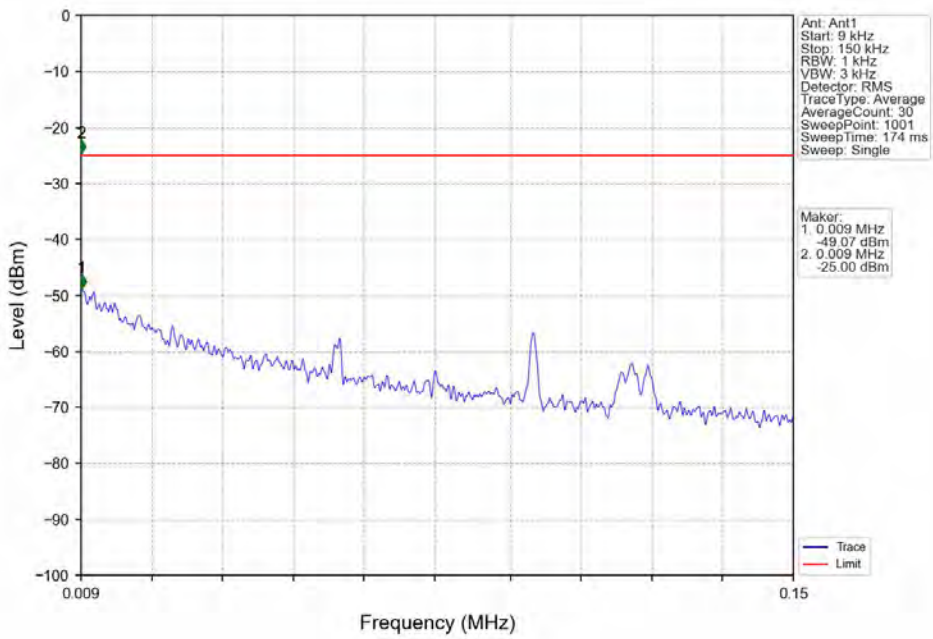
Band7\_15MHz\_QPSK\_HCH\_2562.5MHz\_RB\_75\_0\_NTNV



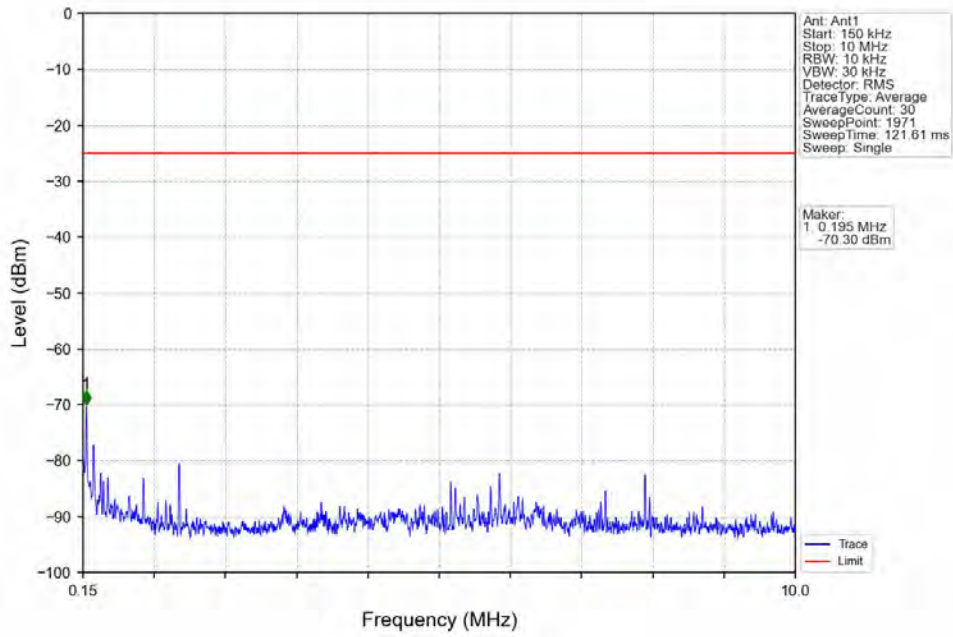
Band7\_15MHz\_16QAM\_LCH\_2507.5MHz\_RB\_1\_0\_NTNV



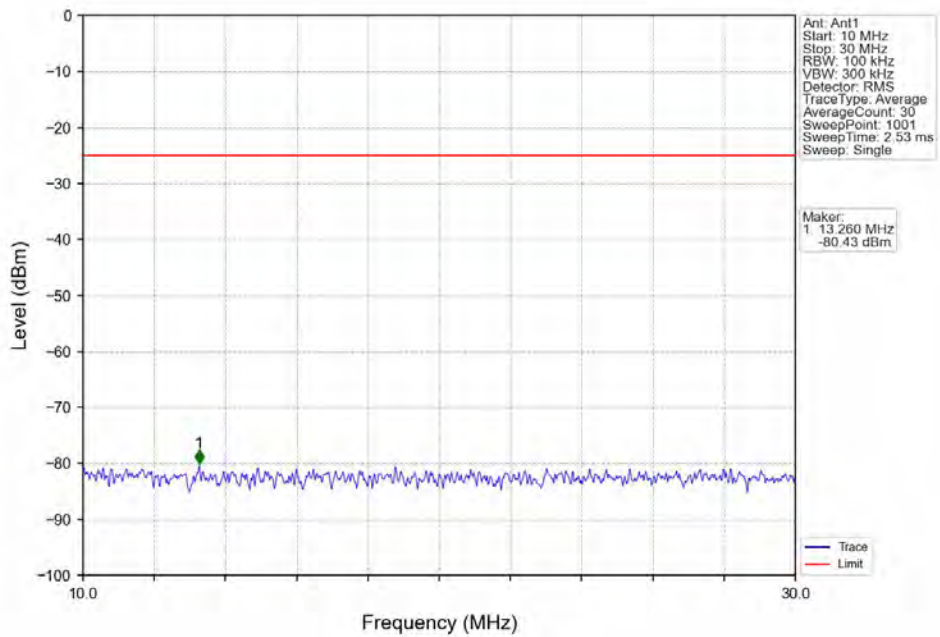
Band7\_15MHz\_16QAM\_LCH\_2507.5MHz\_RB\_1\_0\_NTNV



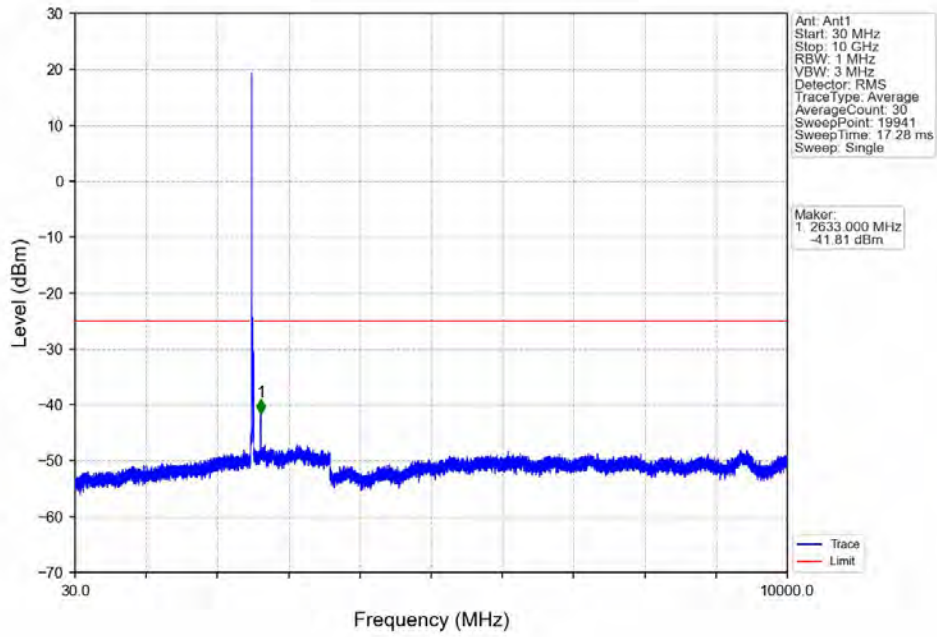
Band7\_15MHz\_16QAM\_LCH\_2507.5MHz\_RB\_1\_0\_NTNV



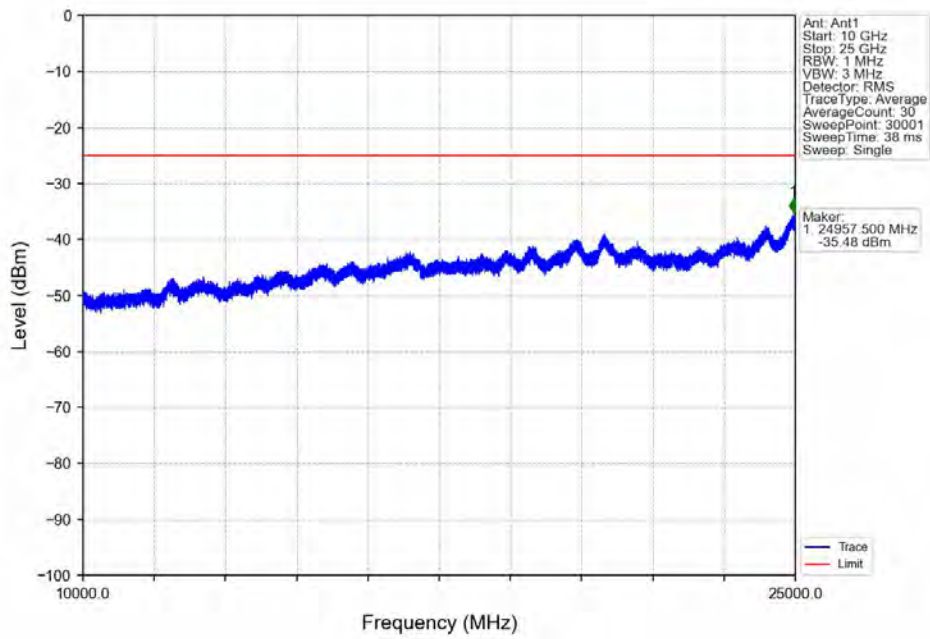
Band7\_15MHz\_16QAM\_LCH\_2507.5MHz\_RB\_1\_0\_NTNV



Band7\_15MHz\_16QAM\_LCH\_2507.5MHz\_RB\_1\_0\_NTNV

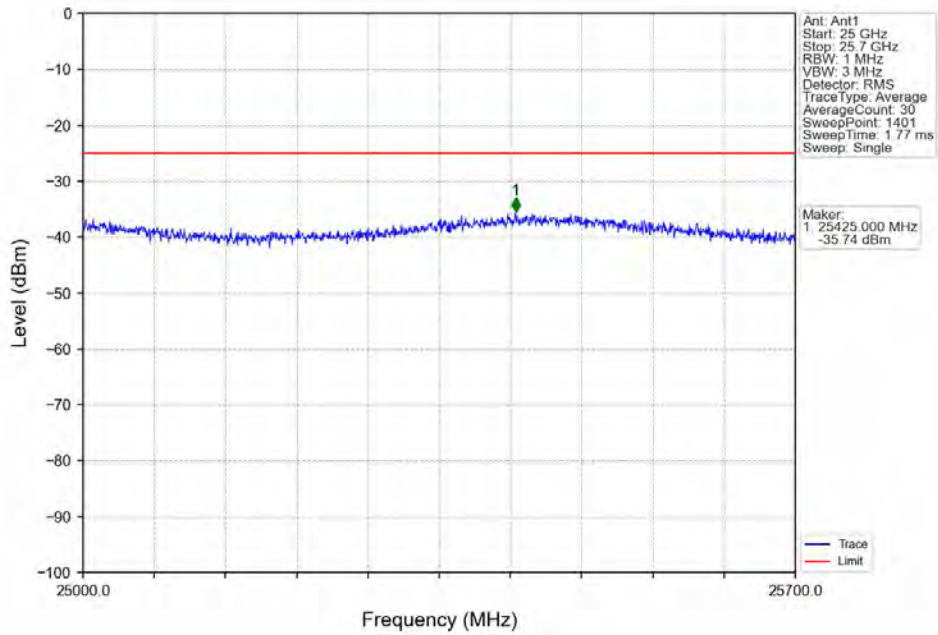


Band7\_15MHz\_16QAM\_LCH\_2507.5MHz\_RB\_1\_0\_NTNV

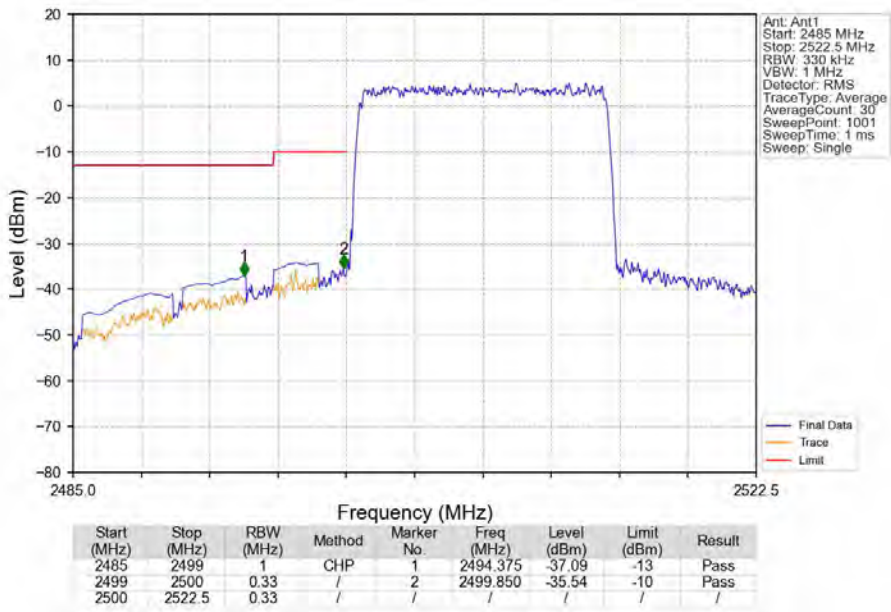




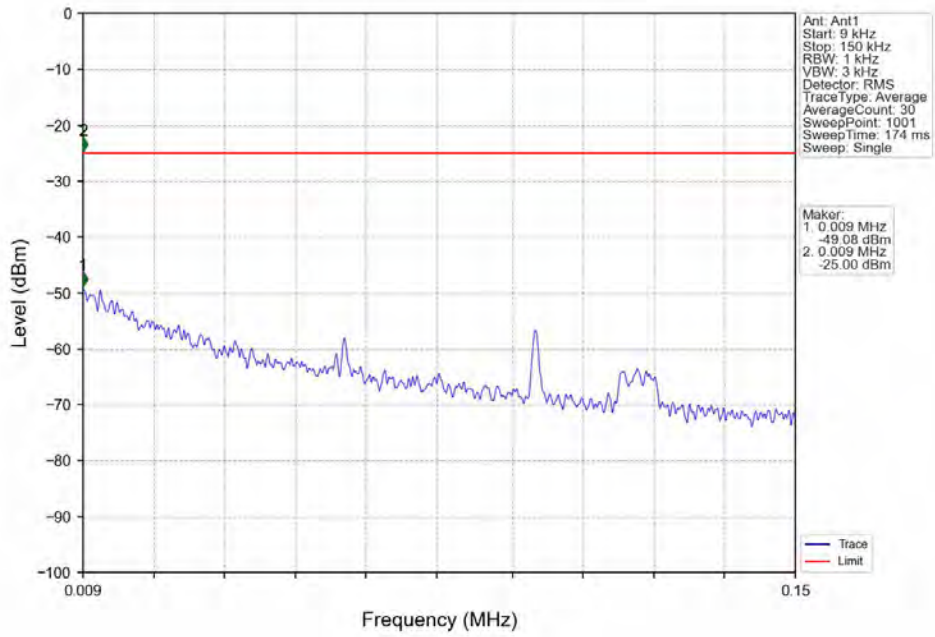
Band7\_15MHz\_16QAM\_LCH\_2507.5MHz\_RB\_1\_0\_NTNV



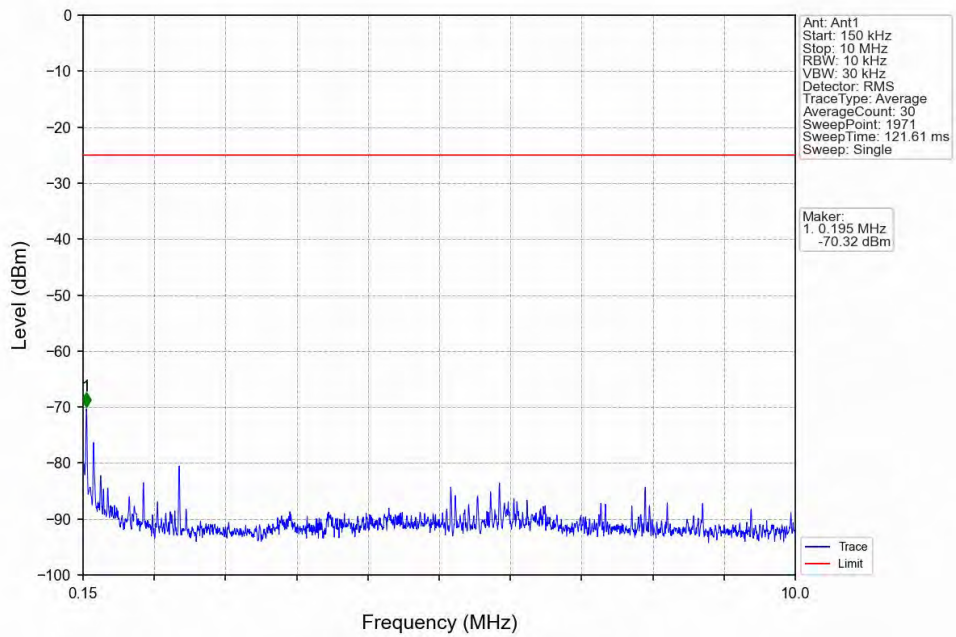
Band7\_15MHz\_16QAM\_LCH\_2507.5MHz\_RB\_75\_0\_NTNV



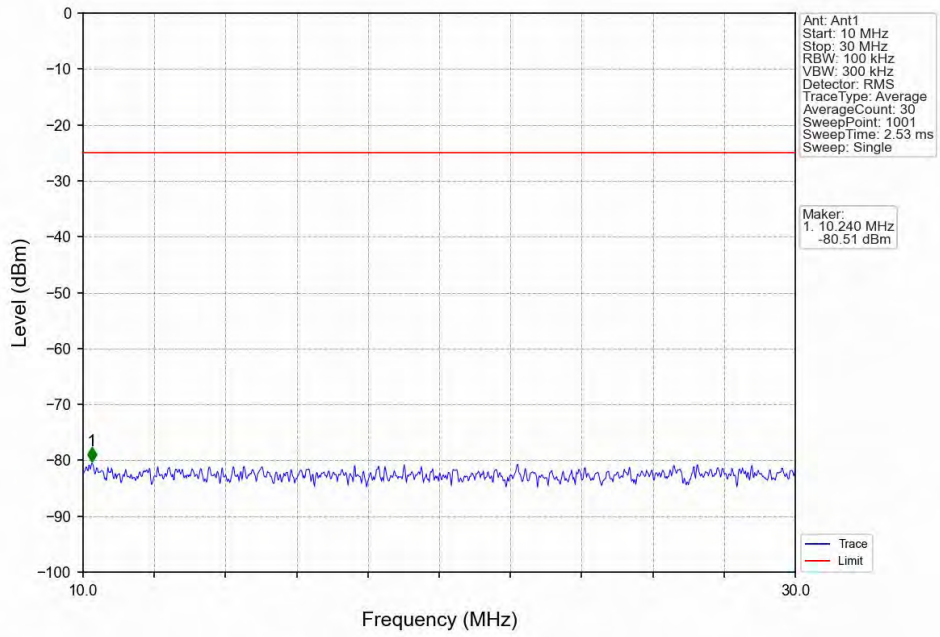
Band7\_15MHz\_16QAM\_MCH\_2535MHz\_RB\_1\_0\_NTNV



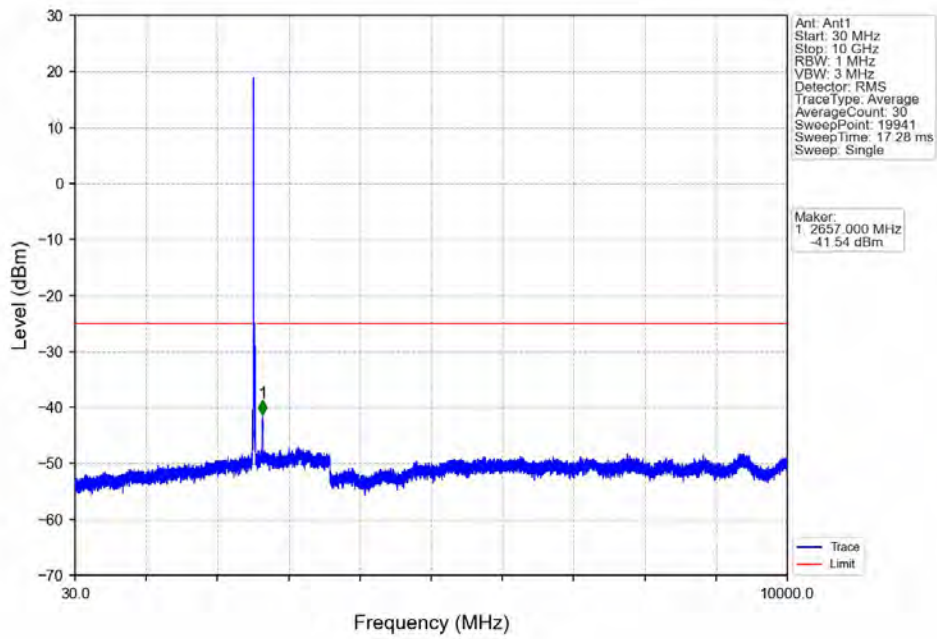
Band7\_15MHz\_16QAM\_MCH\_2535MHz\_RB\_1\_0\_NTNV



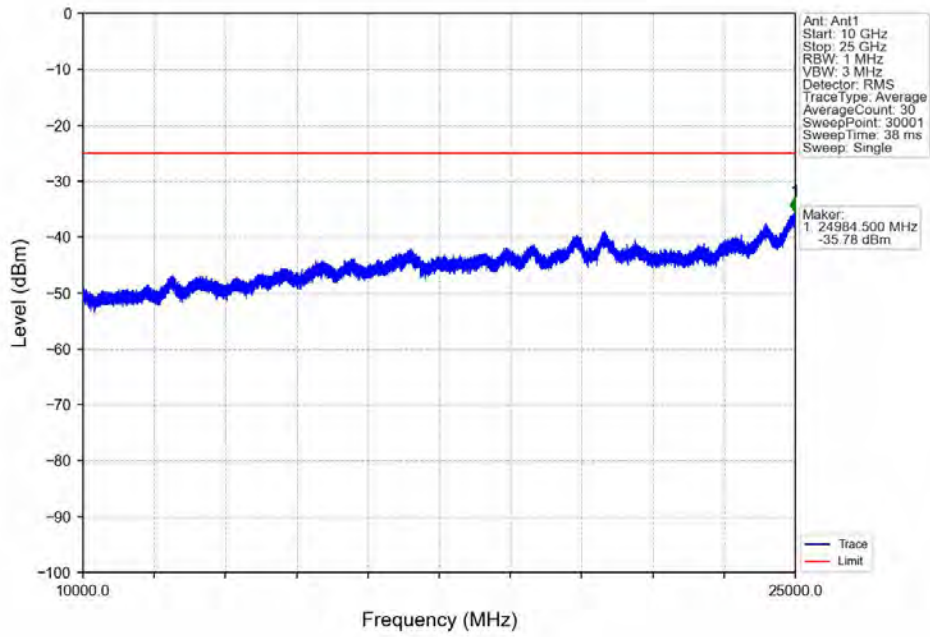
Band7\_15MHz\_16QAM\_MCH\_2535MHz\_RB\_1\_0\_NTNV



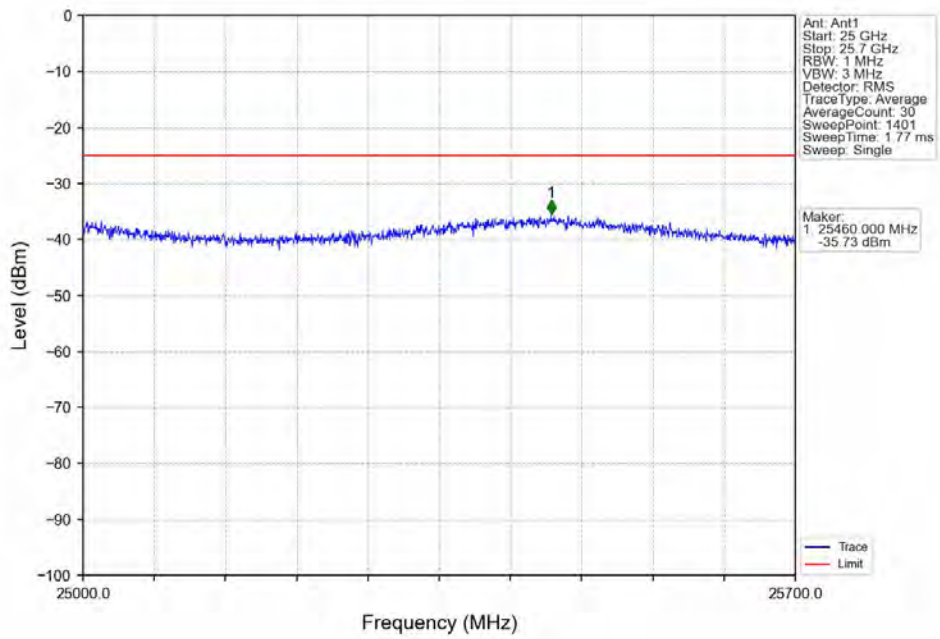
Band7\_15MHz\_16QAM\_MCH\_2535MHz\_RB\_1\_0\_NTNV



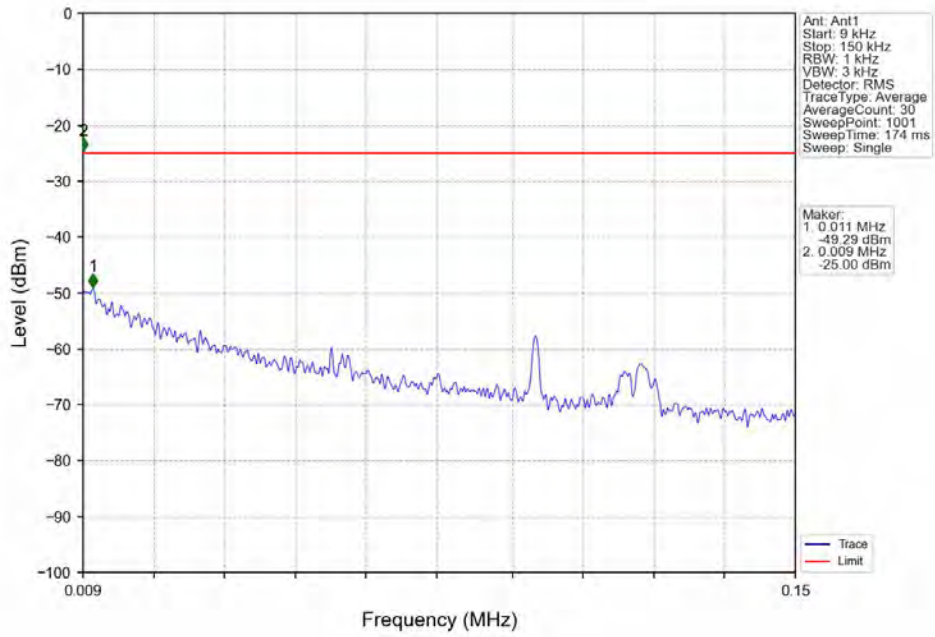
Band7\_15MHz\_16QAM\_MCH\_2535MHz\_RB\_1\_0\_NTNV



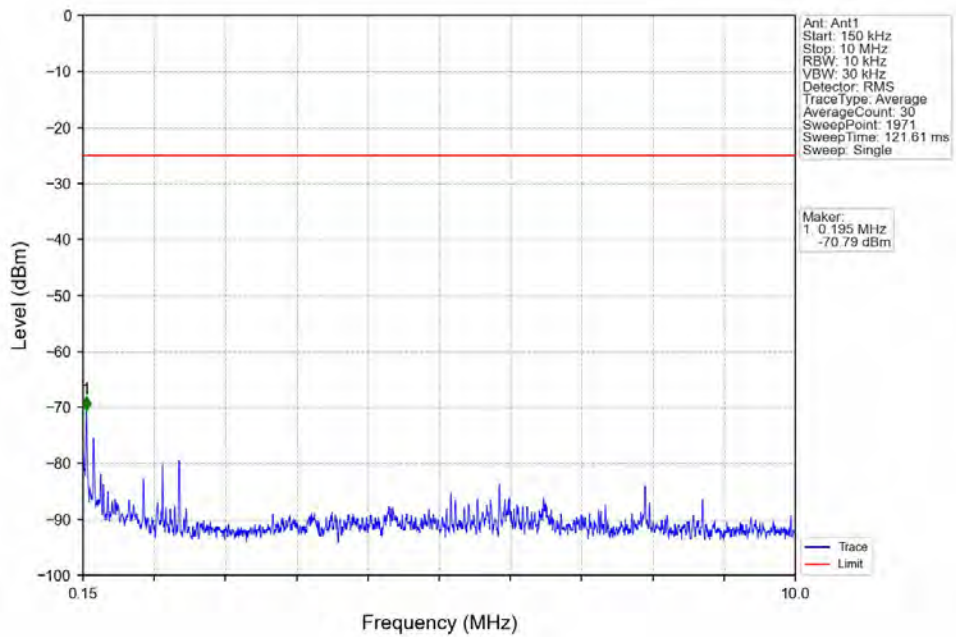
Band7\_15MHz\_16QAM\_MCH\_2535MHz\_RB\_1\_0\_NTNV



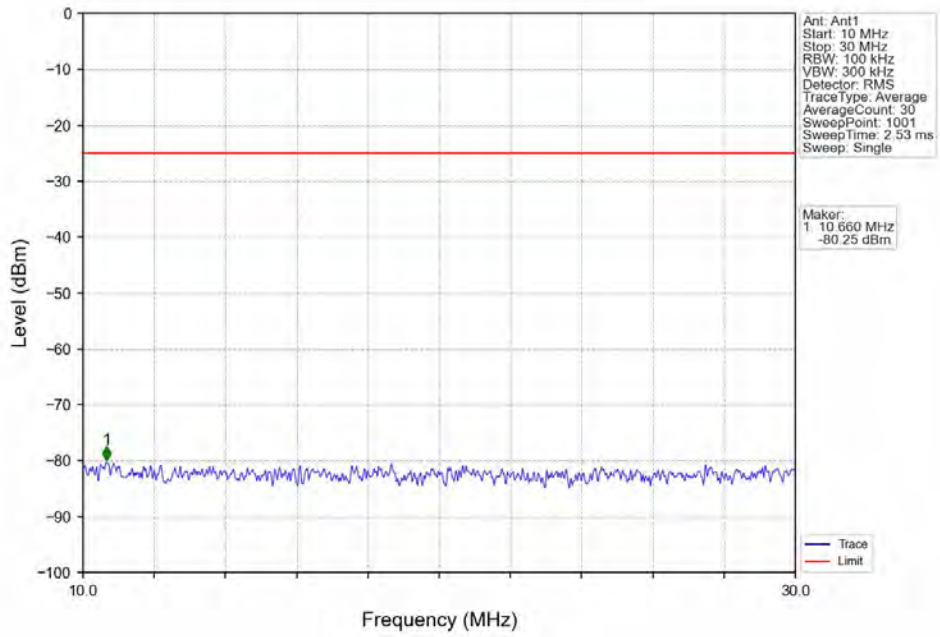
Band7\_15MHz\_16QAM\_HCH\_2562.5MHz\_RB\_1\_0\_NTNV



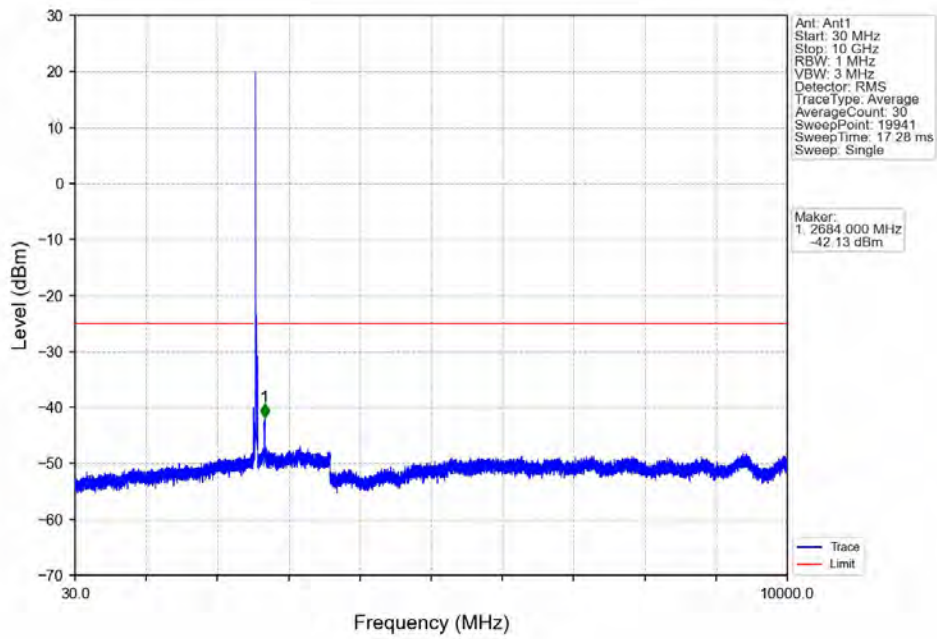
Band7\_15MHz\_16QAM\_HCH\_2562.5MHz\_RB\_1\_0\_NTNV



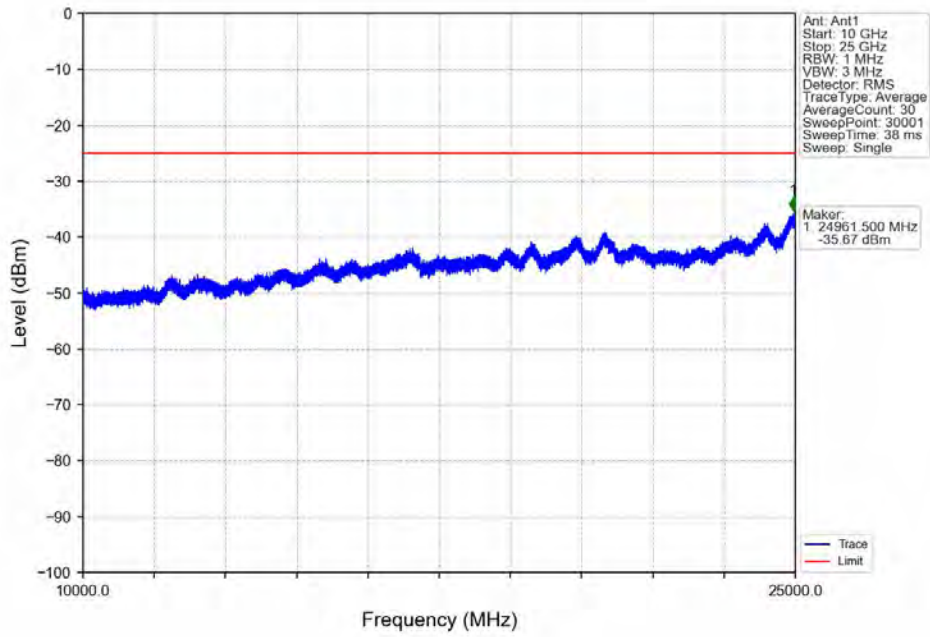
Band7\_15MHz\_16QAM\_HCH\_2562.5MHz\_RB\_1\_0\_NTNV



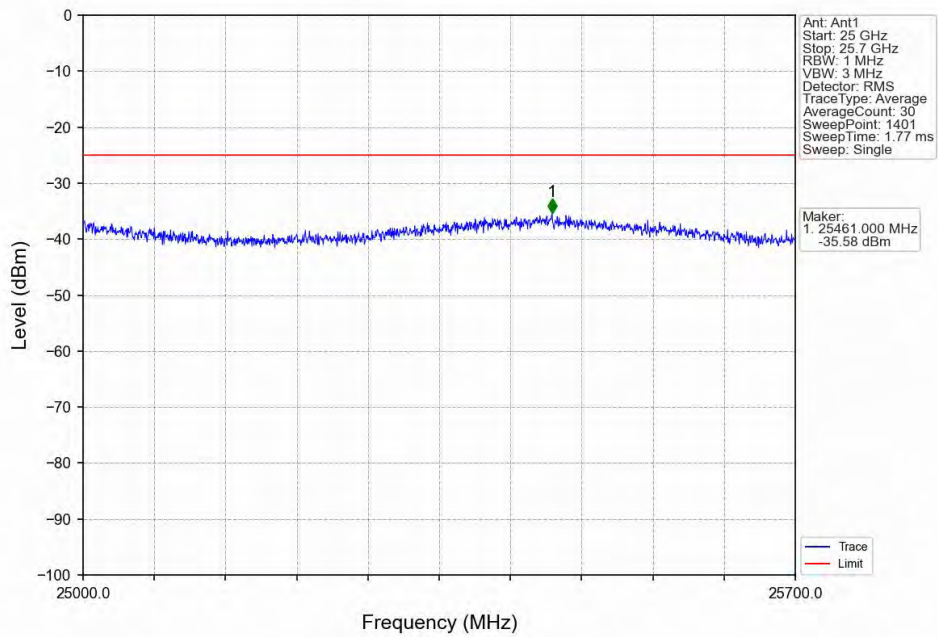
Band7\_15MHz\_16QAM\_HCH\_2562.5MHz\_RB\_1\_0\_NTNV



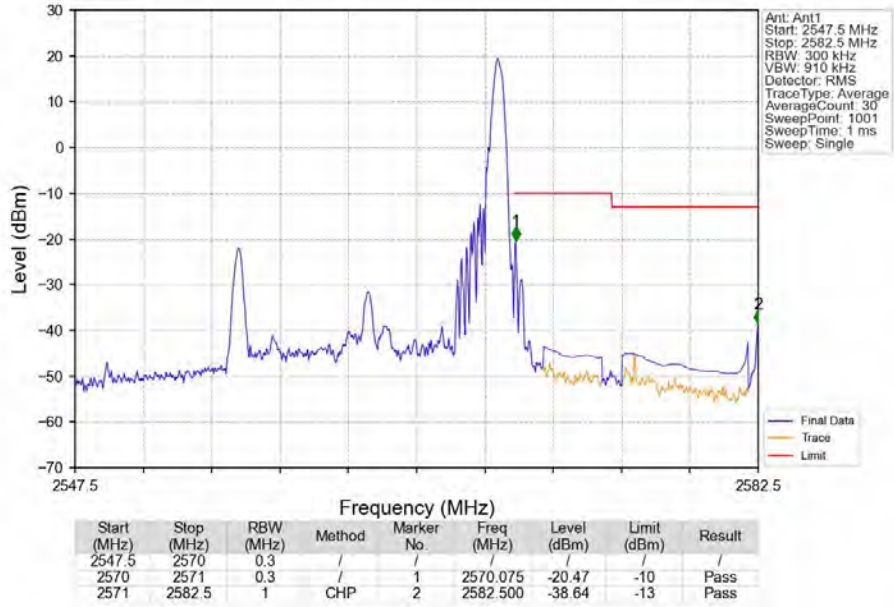
Band7\_15MHz\_16QAM\_HCH\_2562.5MHz\_RB\_1\_0\_NTNV



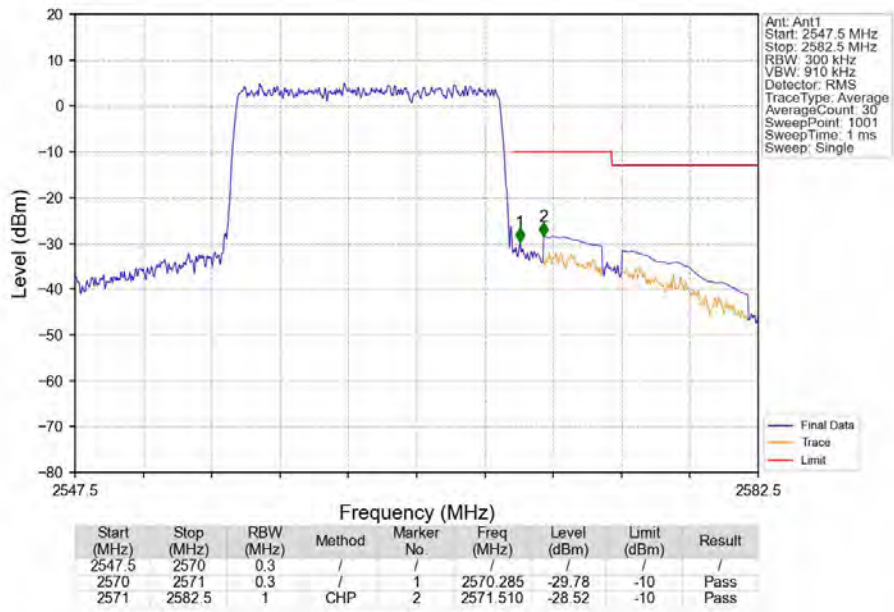
Band7\_15MHz\_16QAM\_HCH\_2562.5MHz\_RB\_1\_0\_NTNV



Band7 15MHz 16QAM HCH 2562.5MHz RB 1 74 NTN



Band7 15MHz 16QAM HCH 2562.5MHz RB 75 0 NTN



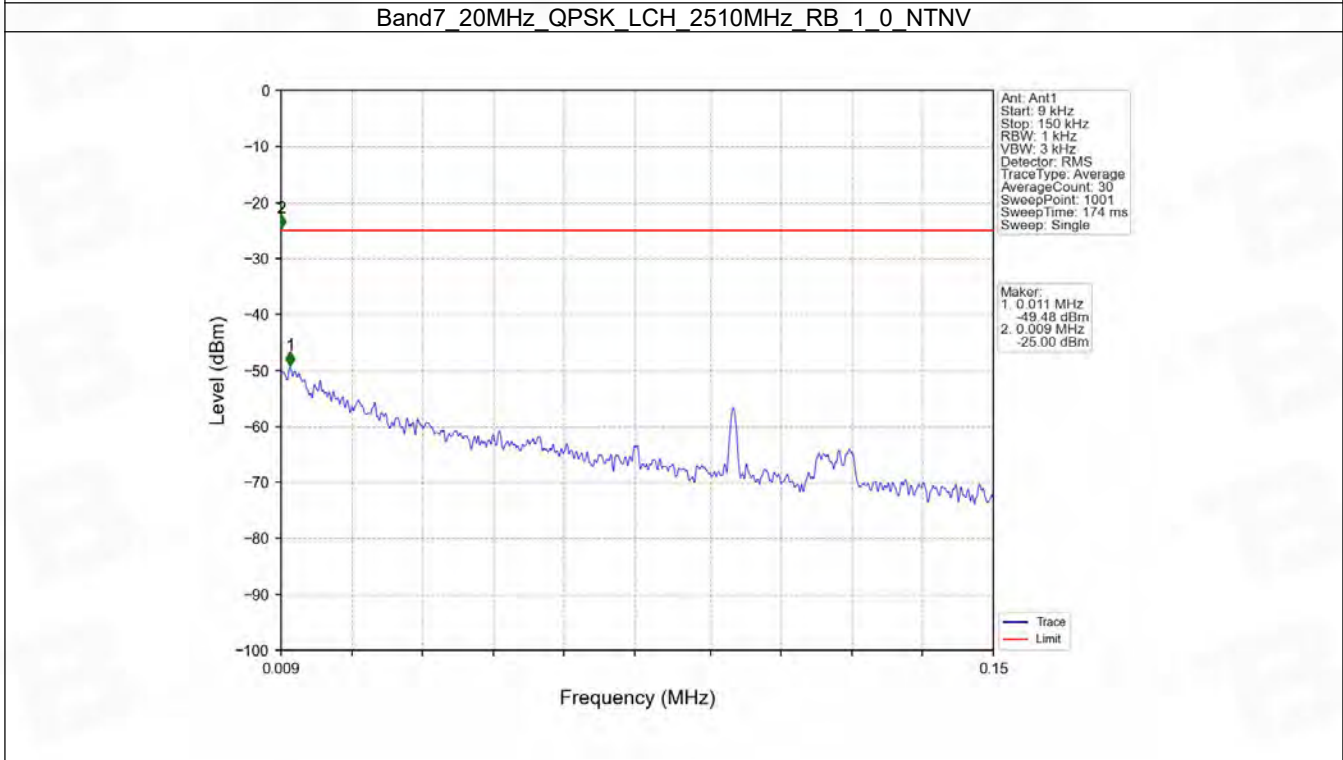
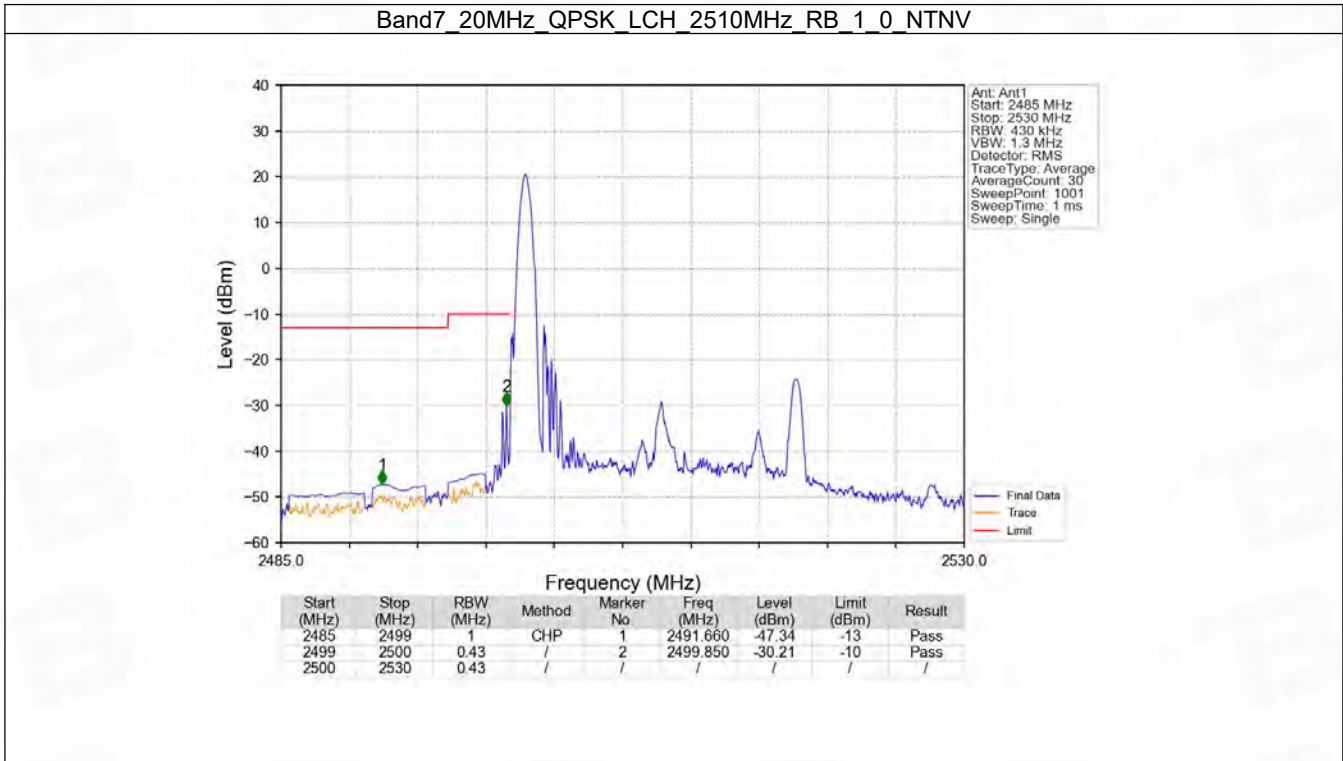


## 6.4 B7\_20MHz

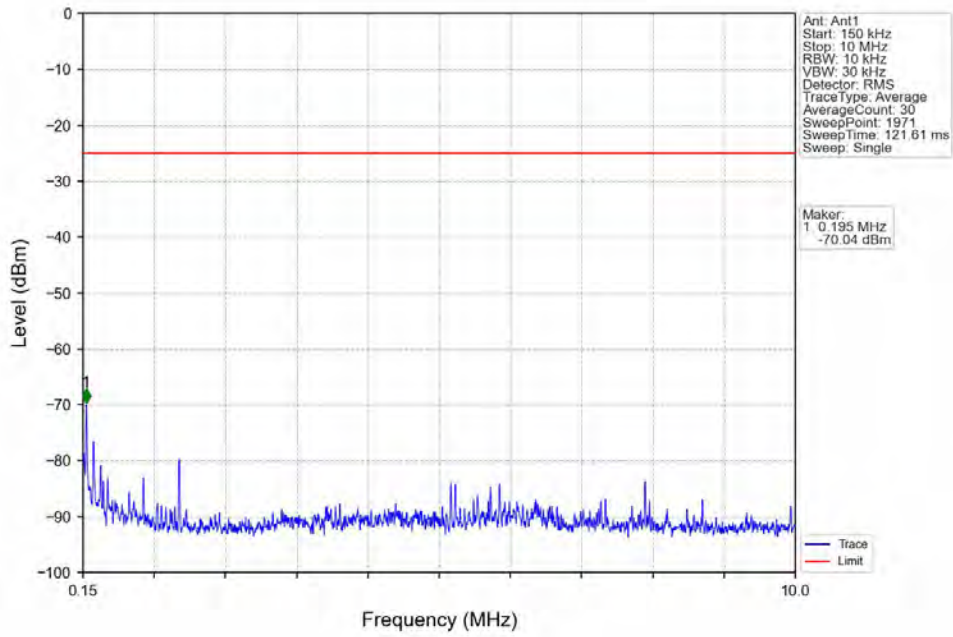
### 6.4.1 Test Result

Band: 7 / Bandwidth: 20MHz / NTV						
Modulation	Frequency (MHz)	RB Allocation		Spurious Emission		Verdict
		Size	Offset	Result	Limit	
QPSK	2510	1	0	Refer To Test Graph		Pass
		100	0	Refer To Test Graph		Pass
	2535	1	0	Refer To Test Graph		Pass
	2560	1	0	Refer To Test Graph		Pass
			99	Refer To Test Graph		Pass
		100	0	Refer To Test Graph		Pass
16QAM	2510	1	0	Refer To Test Graph		Pass
		100	0	Refer To Test Graph		Pass
	2535	1	0	Refer To Test Graph		Pass
	2560	1	0	Refer To Test Graph		Pass
			99	Refer To Test Graph		Pass
		100	0	Refer To Test Graph		Pass

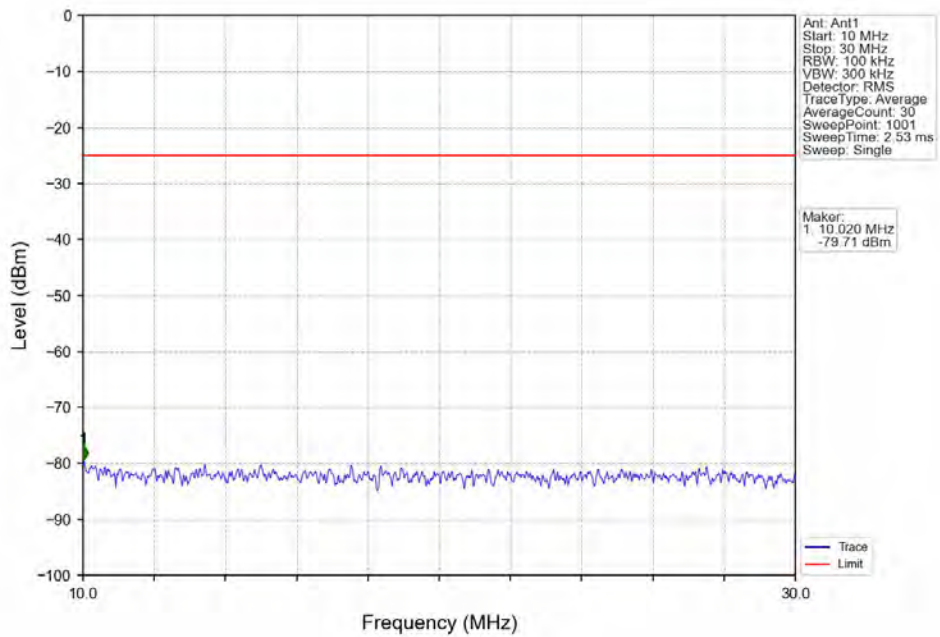
### 6.4.2 Test Graph



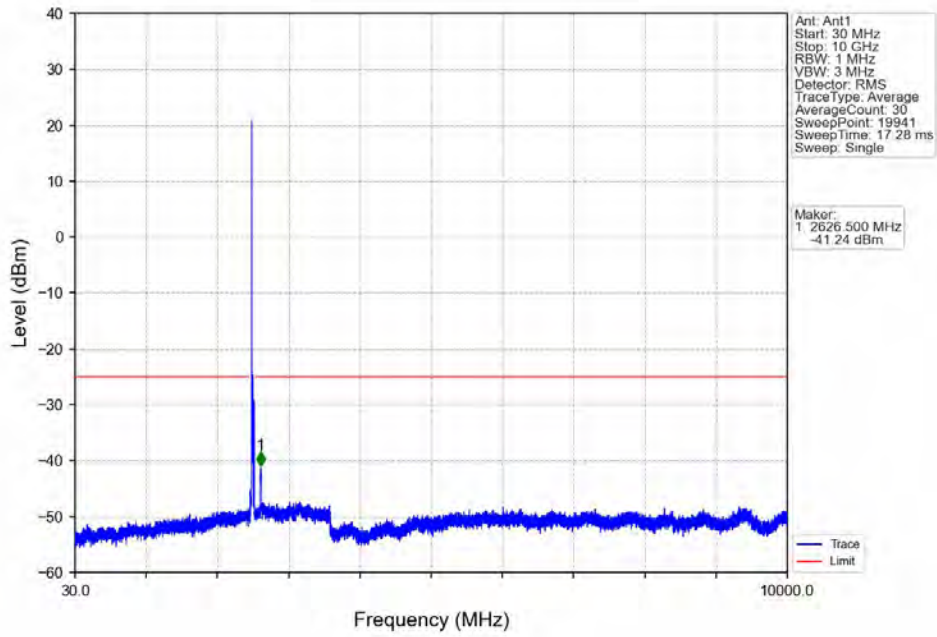
Band7\_20MHz\_QPSK\_LCH\_2510MHz\_RB\_1\_0\_NTNV



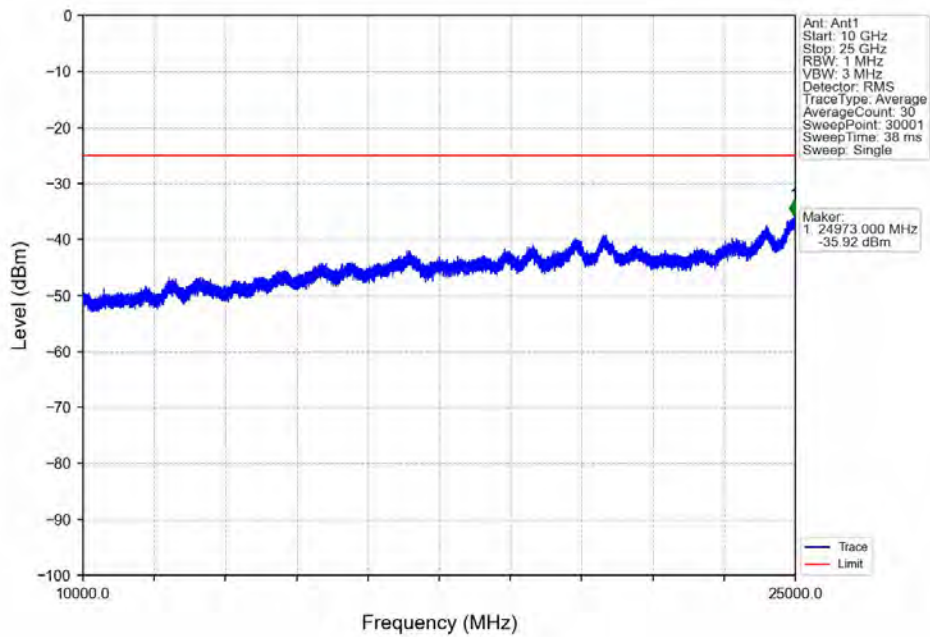
Band7\_20MHz\_QPSK\_LCH\_2510MHz\_RB\_1\_0\_NTNV



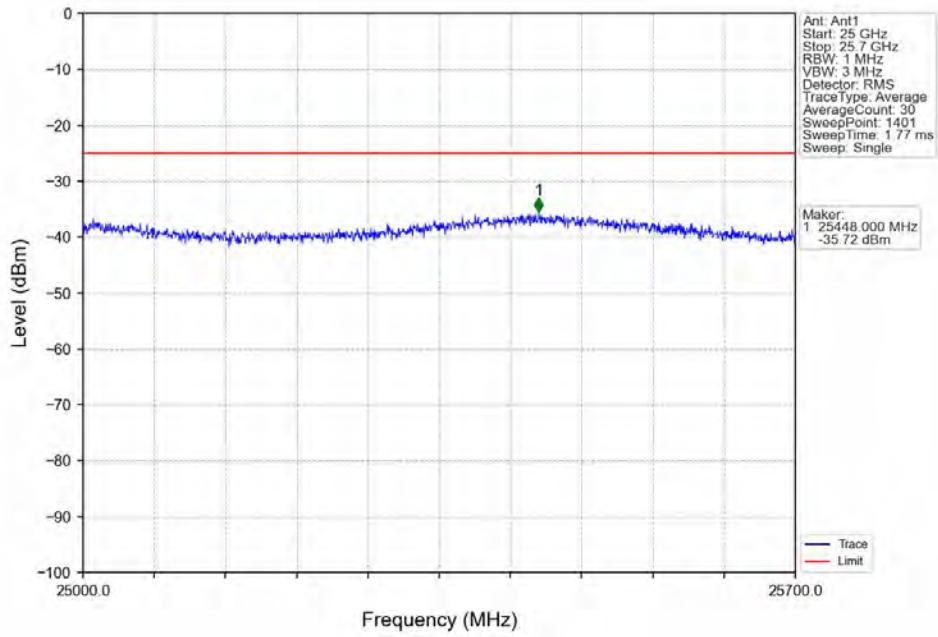
Band7\_20MHz\_QPSK\_LCH\_2510MHz\_RB\_1\_0\_NTNV



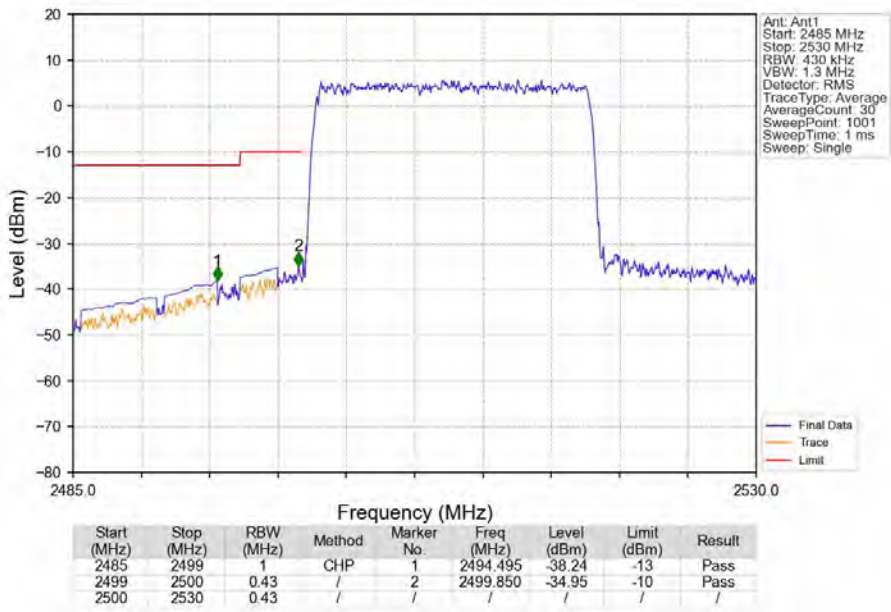
Band7\_20MHz\_QPSK\_LCH\_2510MHz\_RB\_1\_0\_NTNV



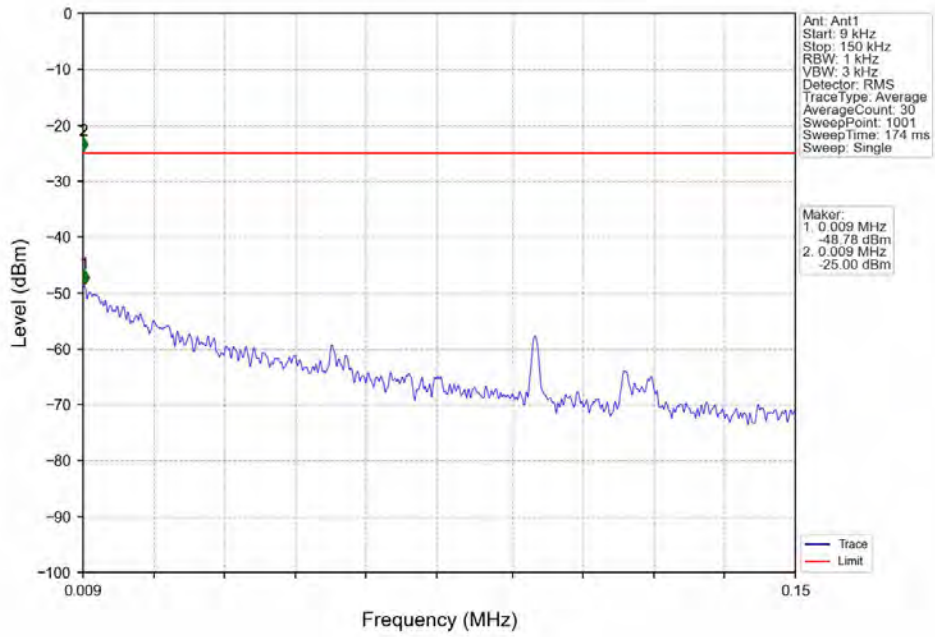
Band7\_20MHz\_QPSK\_LCH\_2510MHz\_RB\_1\_0\_NTNV



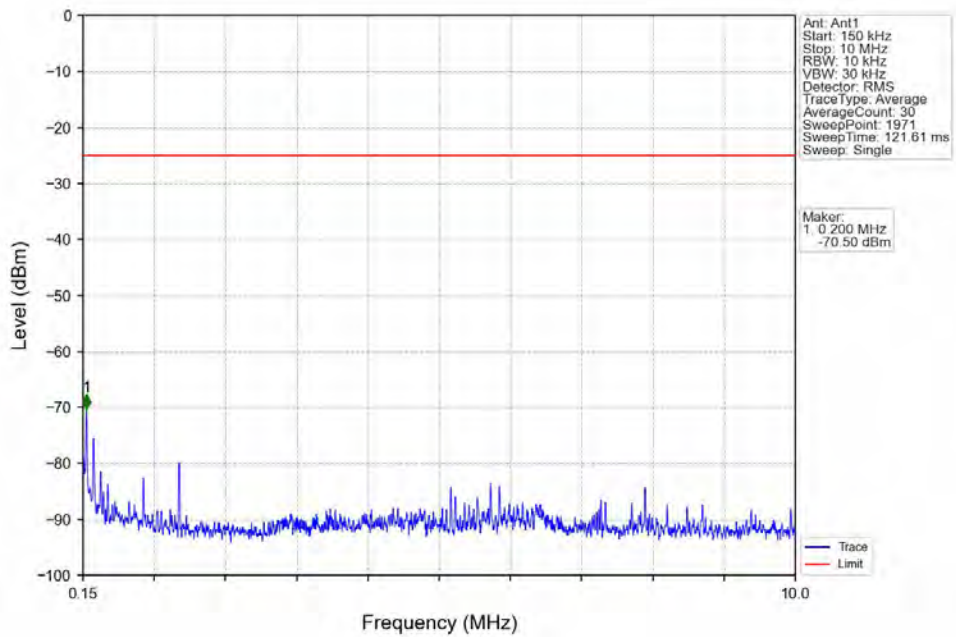
Band7\_20MHz\_QPSK\_LCH\_2510MHz\_RB\_100\_0\_NTNV



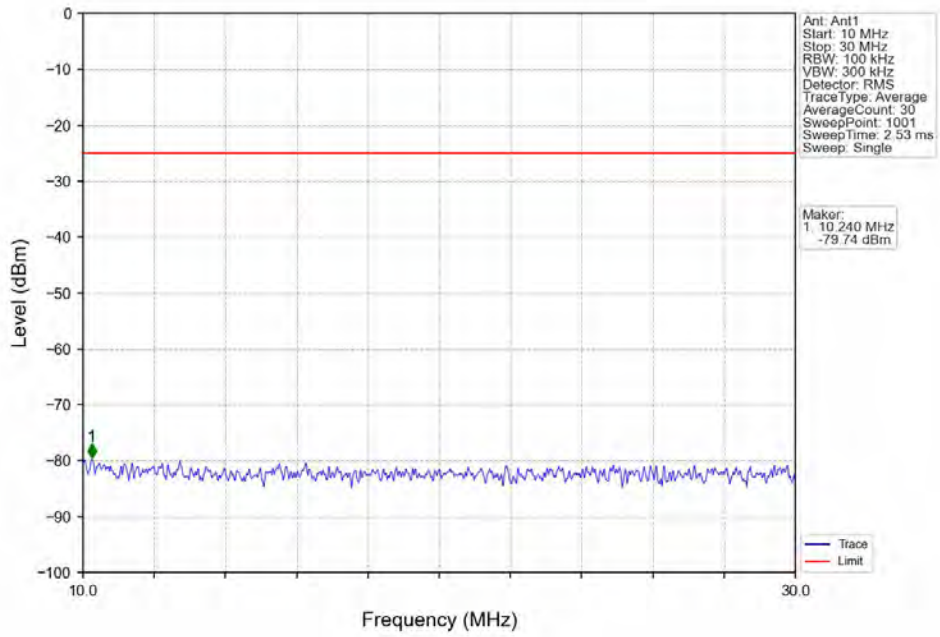
Band7\_20MHz\_QPSK\_MCH\_2535MHz\_RB\_1\_0\_NTNV



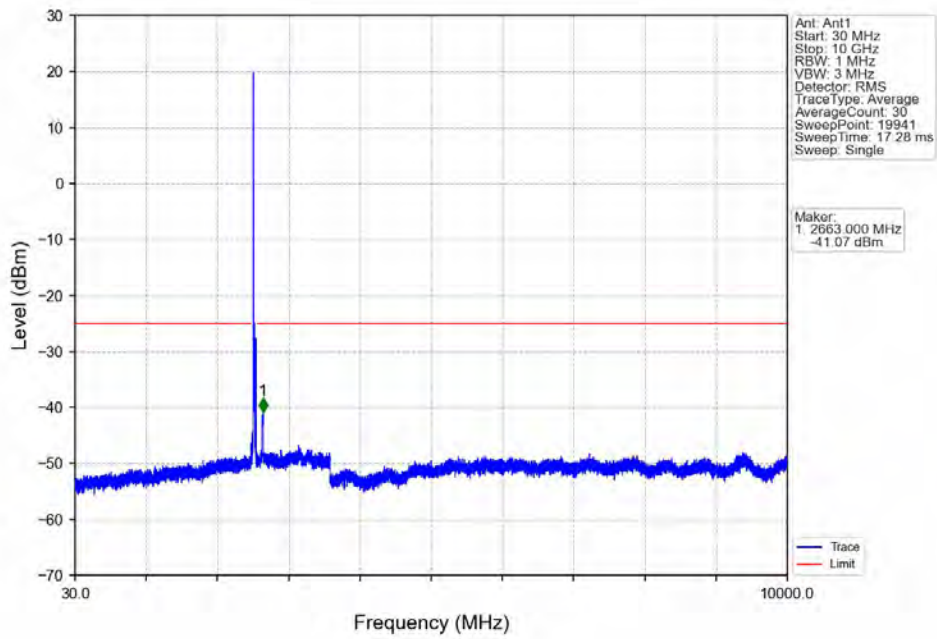
Band7\_20MHz\_QPSK\_MCH\_2535MHz\_RB\_1\_0\_NTNV



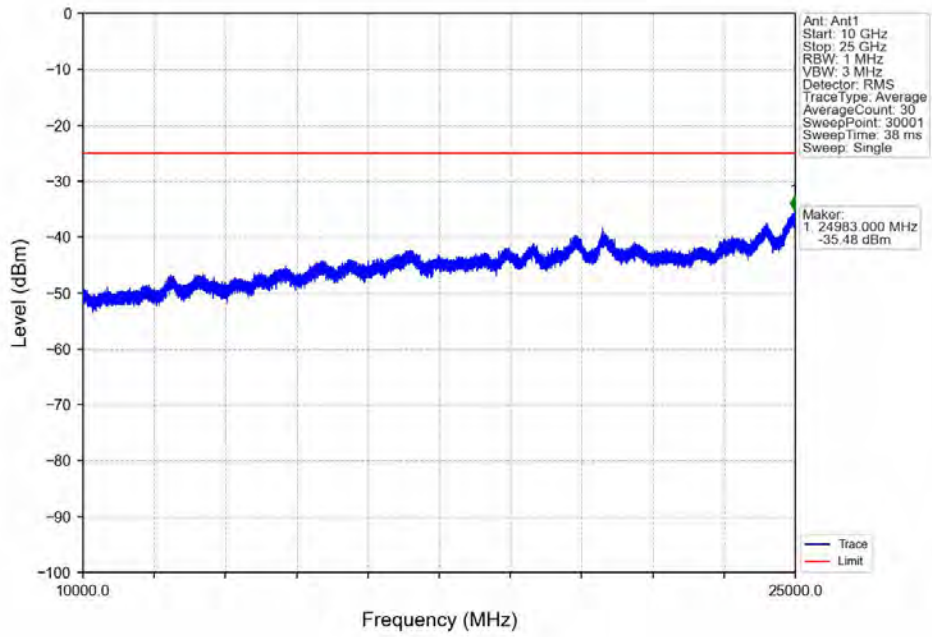
Band7\_20MHz\_QPSK\_MCH\_2535MHz\_RB\_1\_0\_NTNV



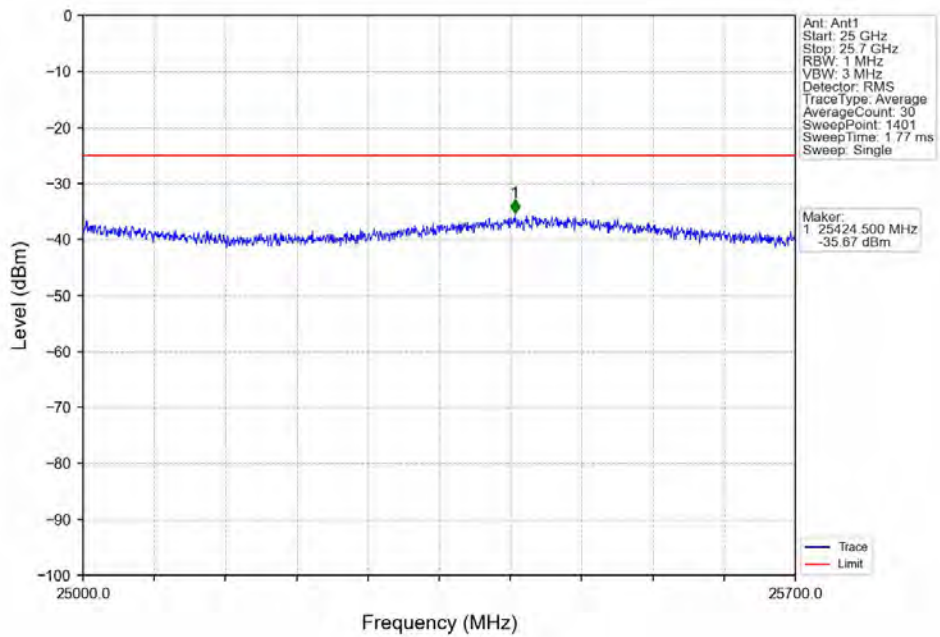
Band7\_20MHz\_QPSK\_MCH\_2535MHz\_RB\_1\_0\_NTNV



Band7\_20MHz\_QPSK\_MCH\_2535MHz\_RB\_1\_0\_NTNV

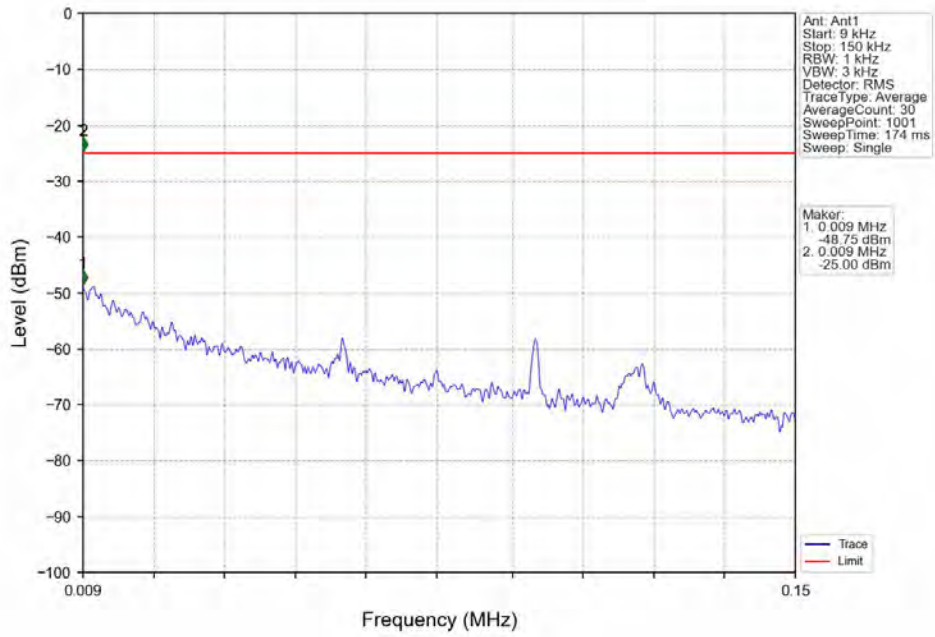


Band7\_20MHz\_QPSK\_MCH\_2535MHz\_RB\_1\_0\_NTNV

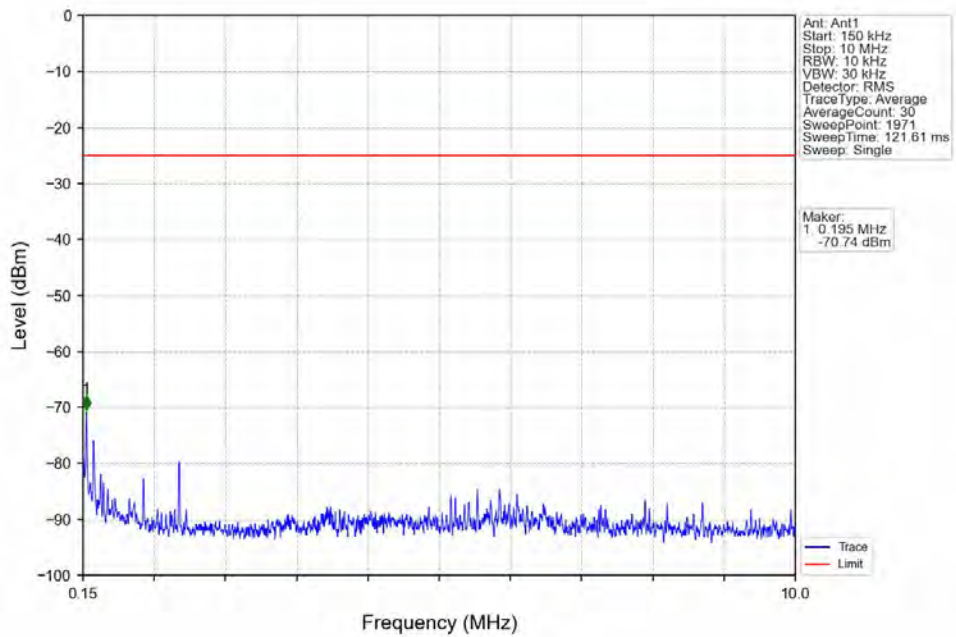




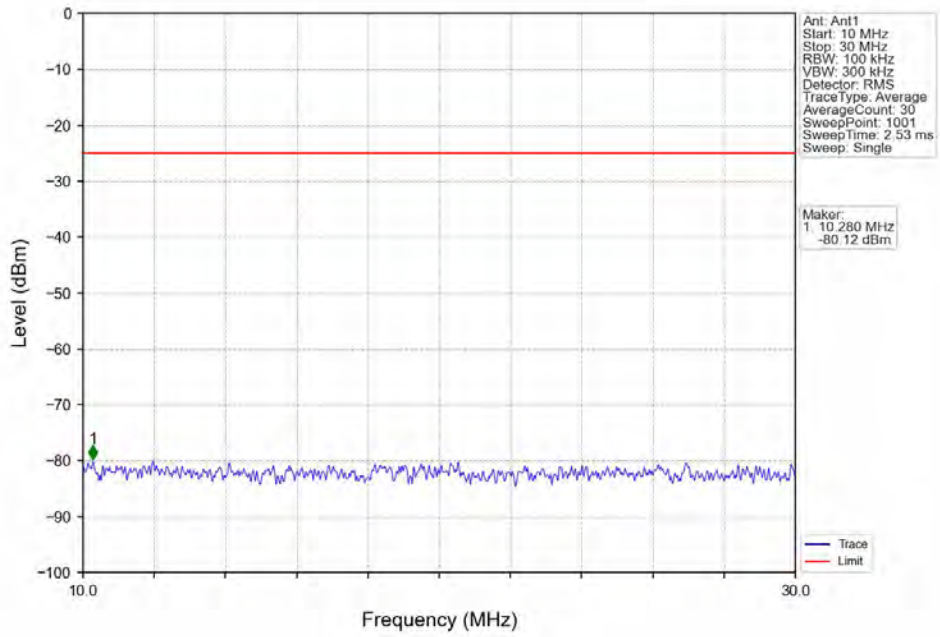
Band7\_20MHz\_QPSK\_HCH\_2560MHz\_RB\_1\_0\_NTNV



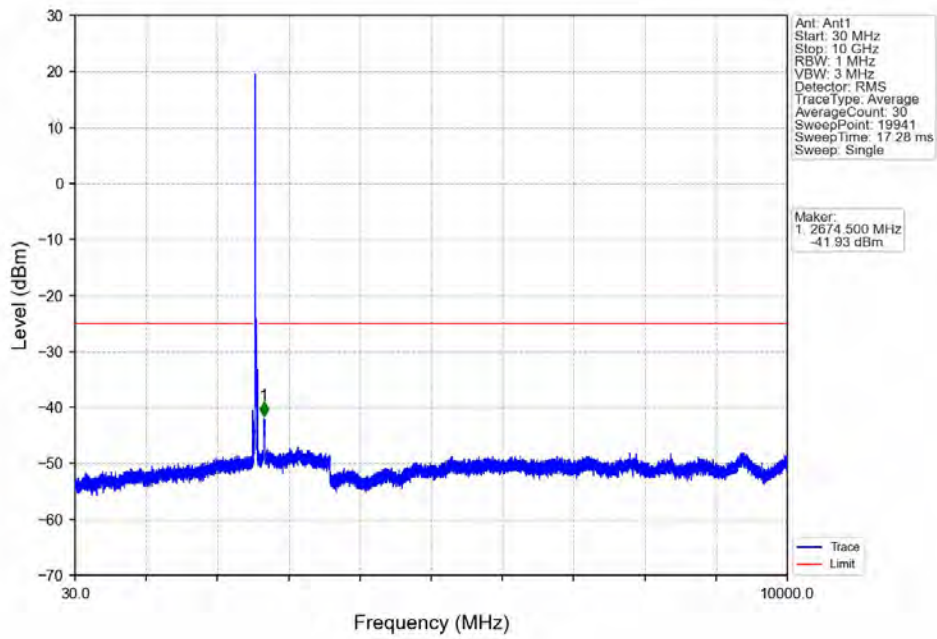
Band7\_20MHz\_QPSK\_HCH\_2560MHz\_RB\_1\_0\_NTNV



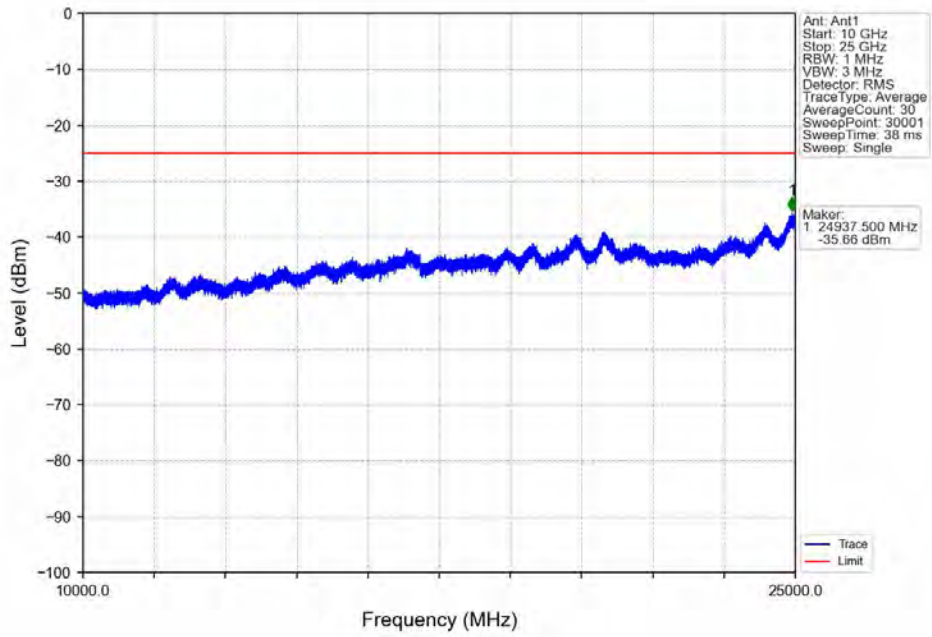
Band7\_20MHz\_QPSK\_HCH\_2560MHz\_RB\_1\_0\_NTNV



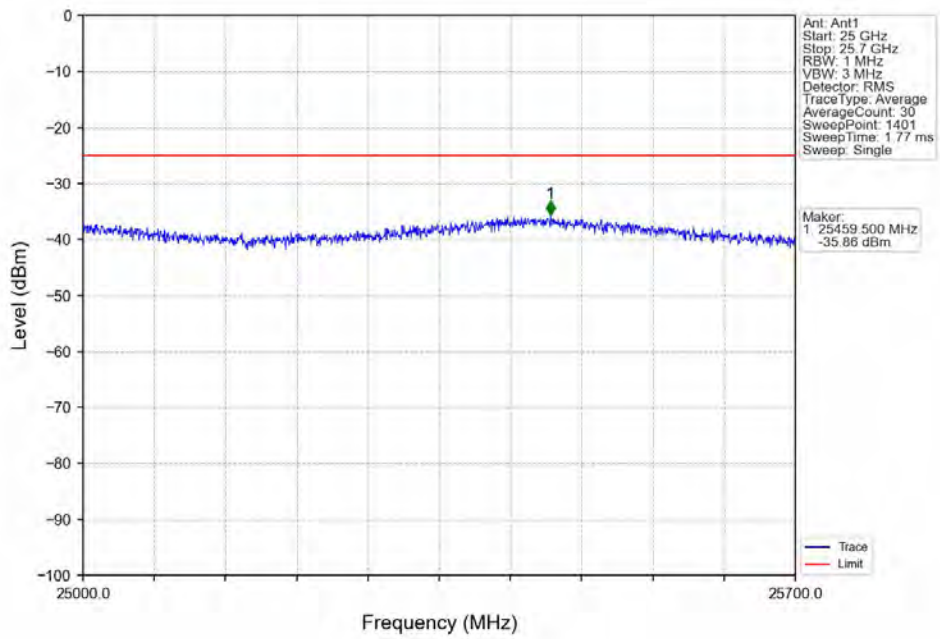
Band7\_20MHz\_QPSK\_HCH\_2560MHz\_RB\_1\_0\_NTNV



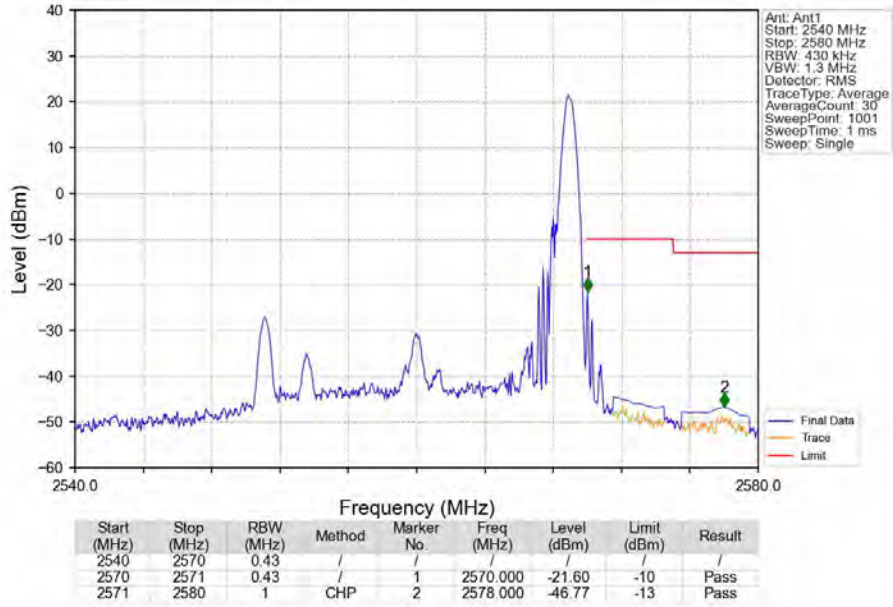
Band7\_20MHz\_QPSK\_HCH\_2560MHz\_RB\_1\_0\_NTNV



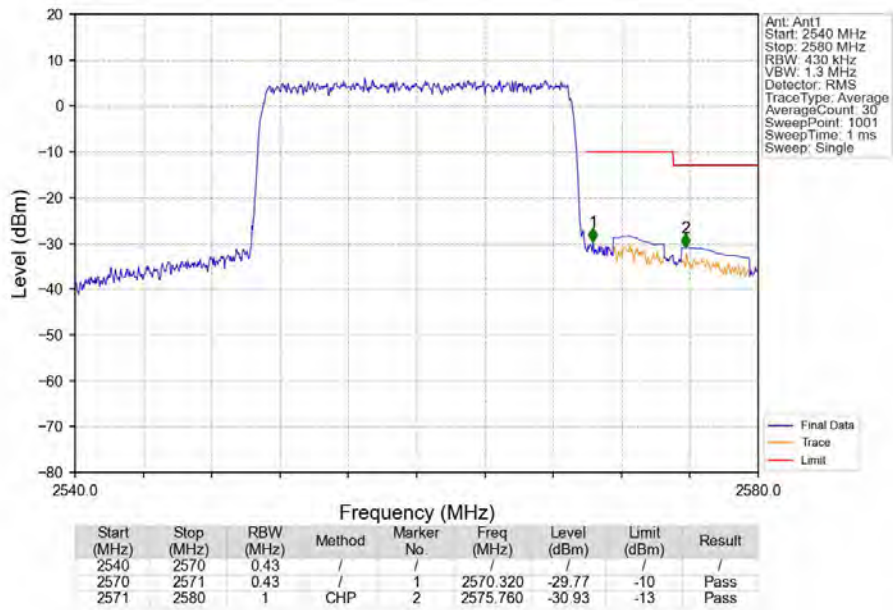
Band7\_20MHz\_QPSK\_HCH\_2560MHz\_RB\_1\_0\_NTNV



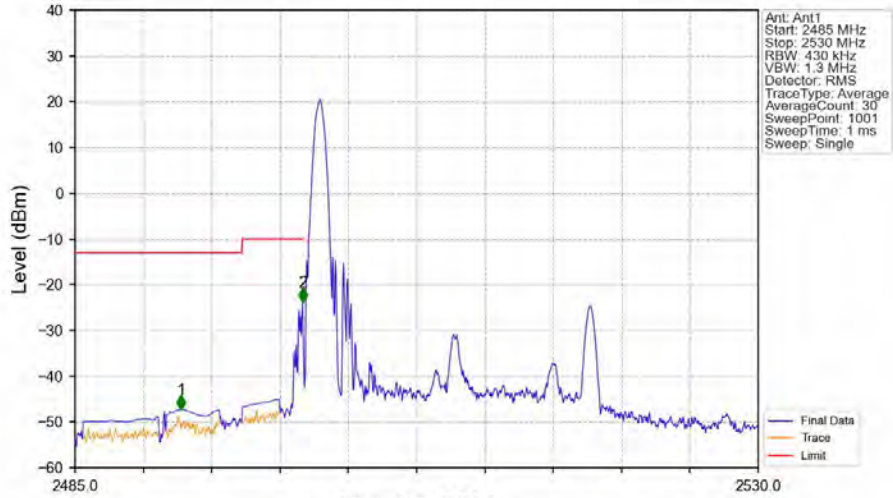
Band7 20MHz QPSK HCH 2560MHz RB 1 99 NTNV



Band7 20MHz QPSK HCH 2560MHz RB 100 0 NTNV

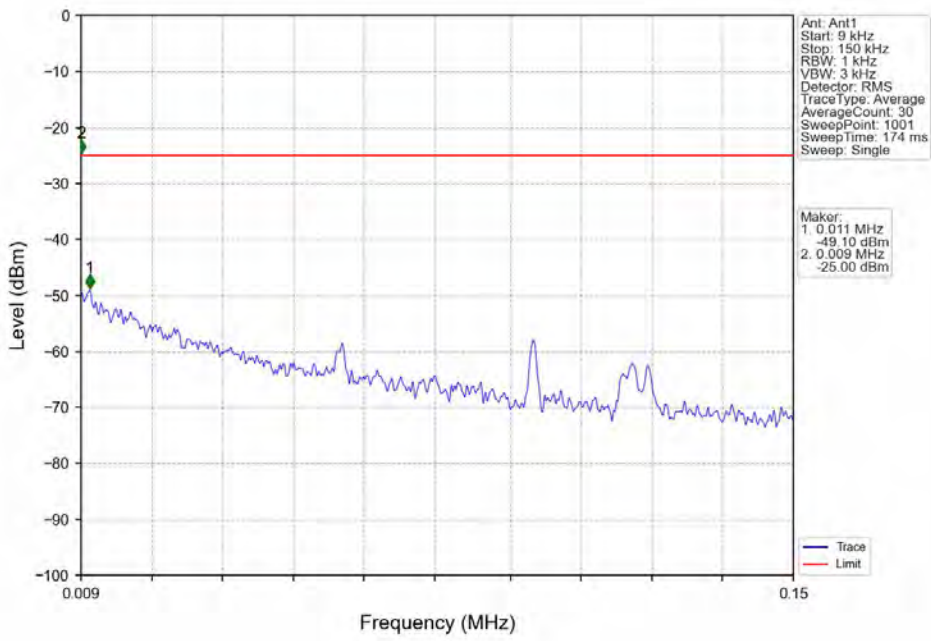


Band7 20MHz 16QAM LCH 2510MHz RB 1 0 NTNV

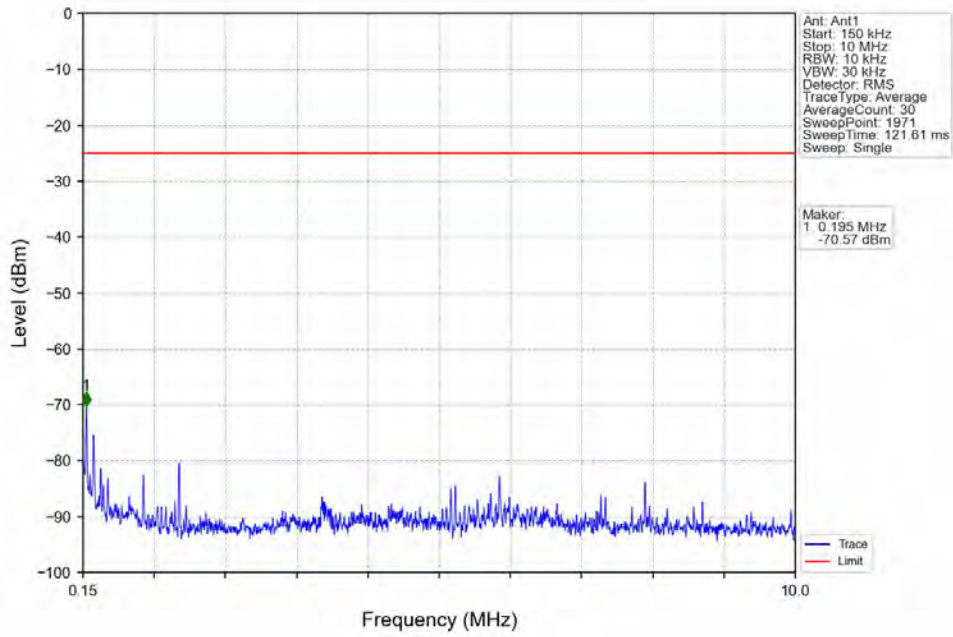


Start (MHz)	Stop (MHz)	RBW (MHz)	Method	Marker No.	Freq (MHz)	Level (dBm)	Limit (dBm)	Result
2485	2499	1	CHP	1	2491.975	-47.30	-13	Pass
2499	2500	0.43	/	2	2499.985	-23.92	-10	Pass
2500	2530	0.43	/	/	/	/	/	/

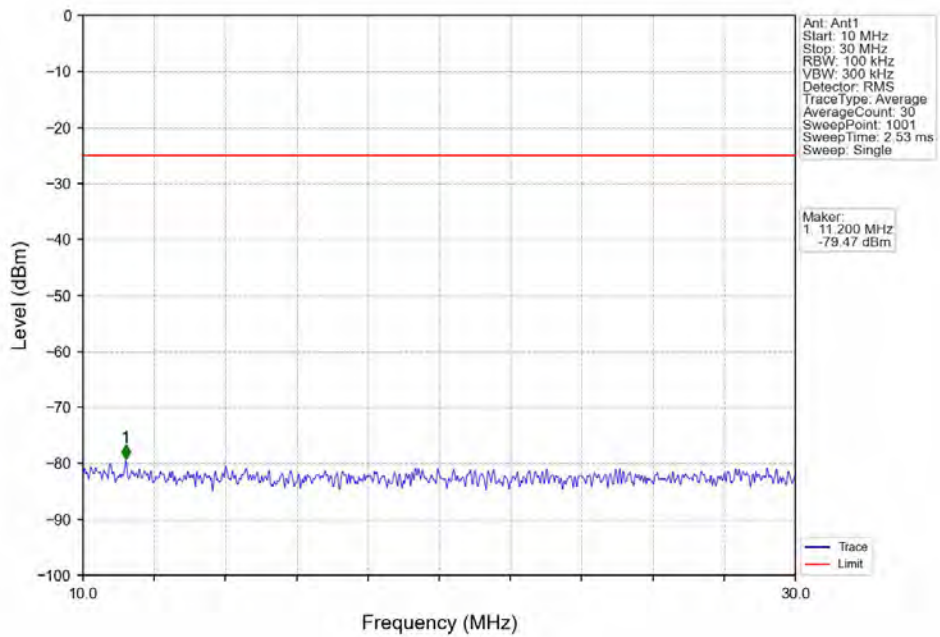
Band7 20MHz 16QAM LCH 2510MHz RB 1 0 NTNV



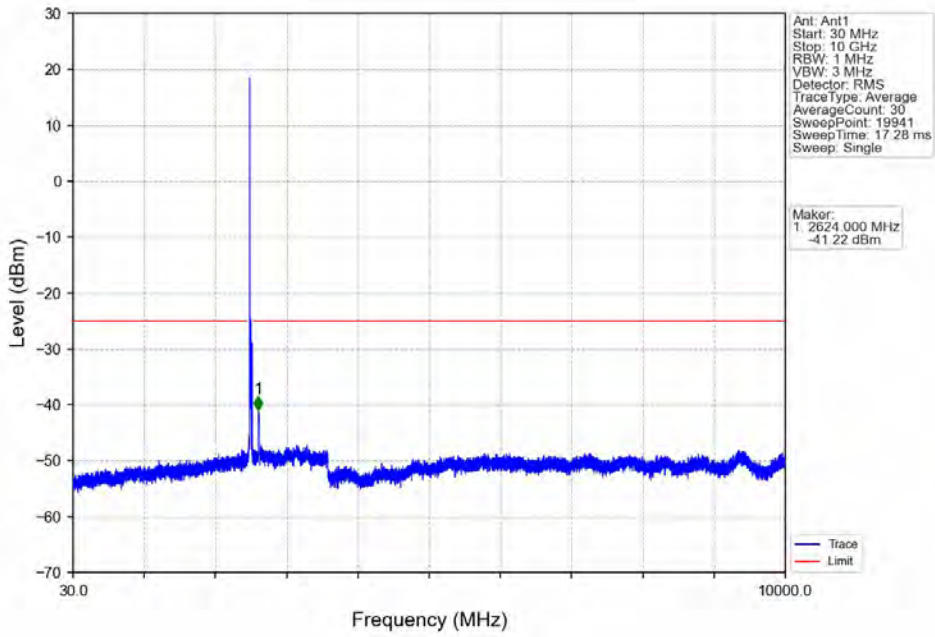
Band7\_20MHz\_16QAM\_LCH\_2510MHz\_RB\_1\_0\_NTNV



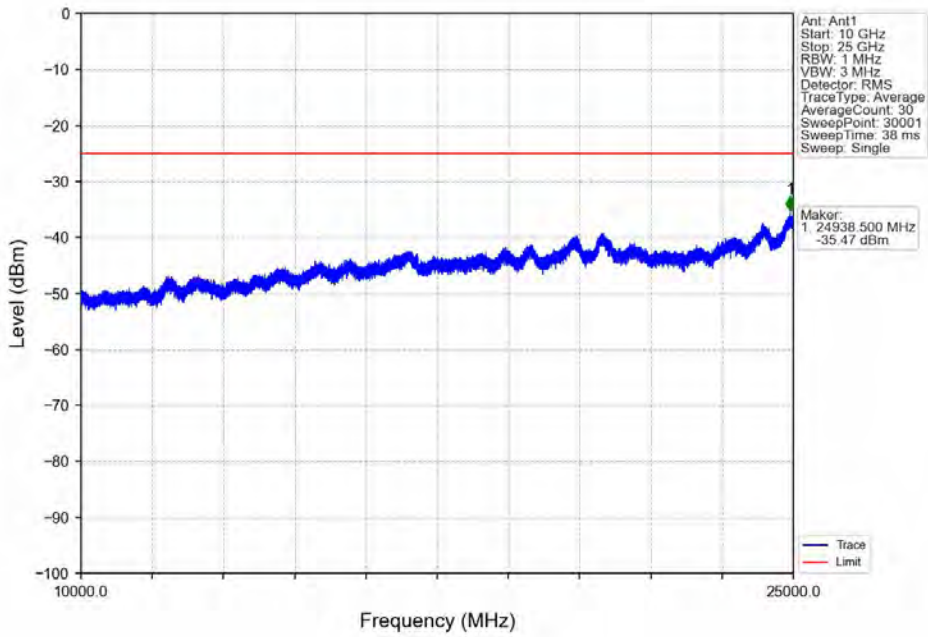
Band7\_20MHz\_16QAM\_LCH\_2510MHz\_RB\_1\_0\_NTNV



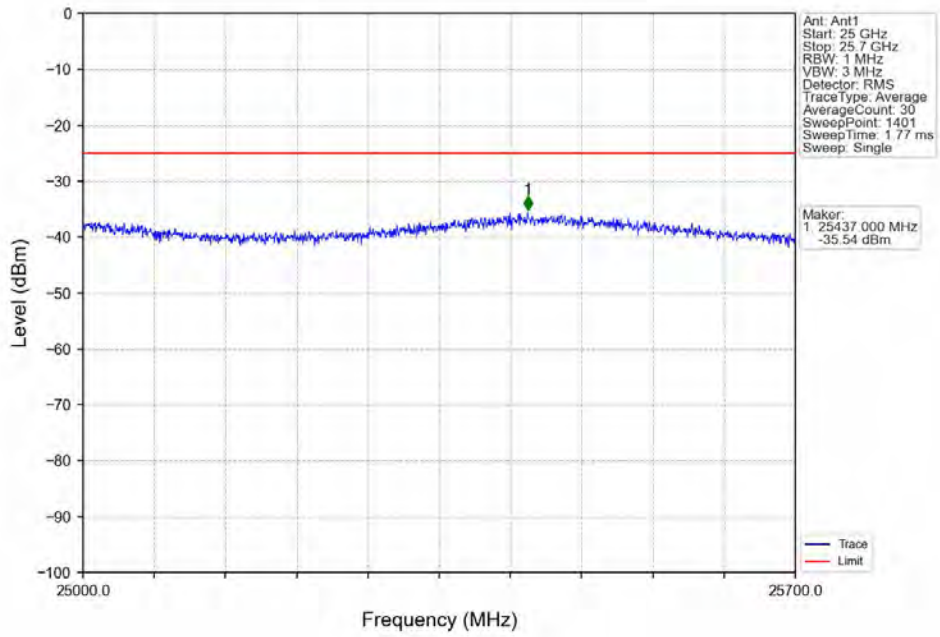
Band7 20MHz 16QAM LCH 2510MHz RB 1 0 NTN



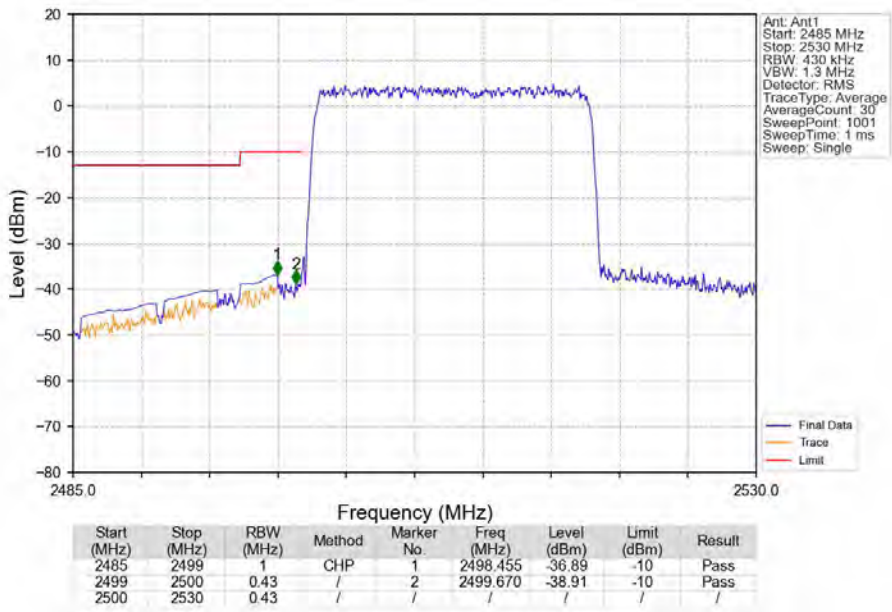
Band7 20MHz 16QAM LCH 2510MHz RB 1 0 NTN



Band7 20MHz 16QAM LCH 2510MHz RB 1 0 NTN

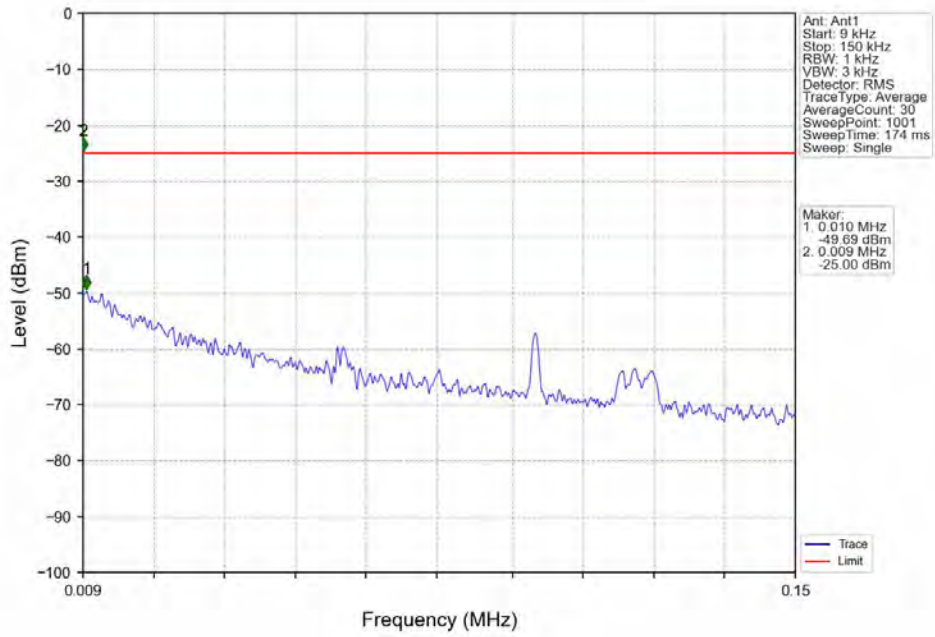


Band7 20MHz 16QAM LCH 2510MHz RB 100 0 NTN

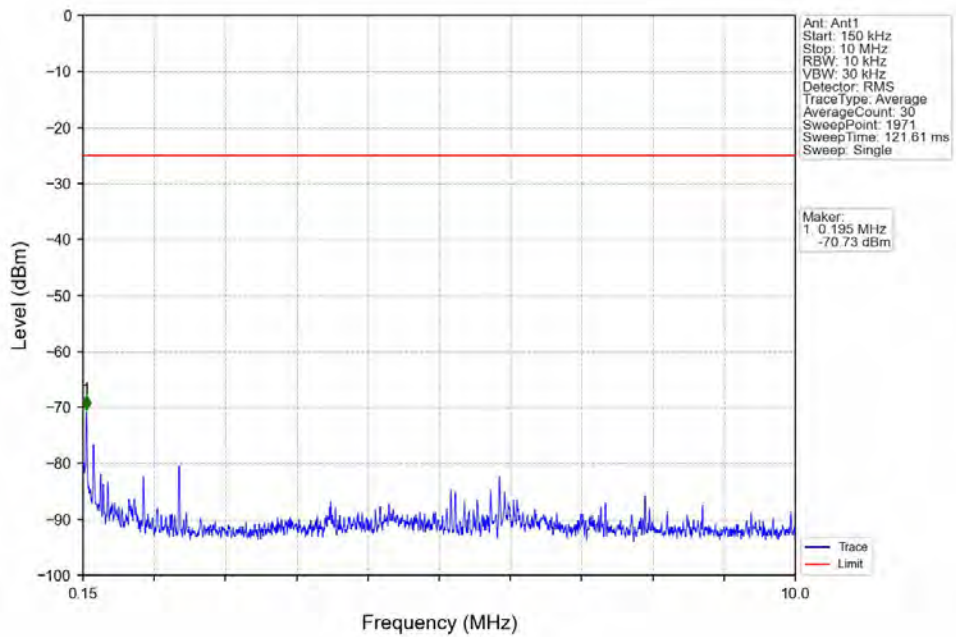




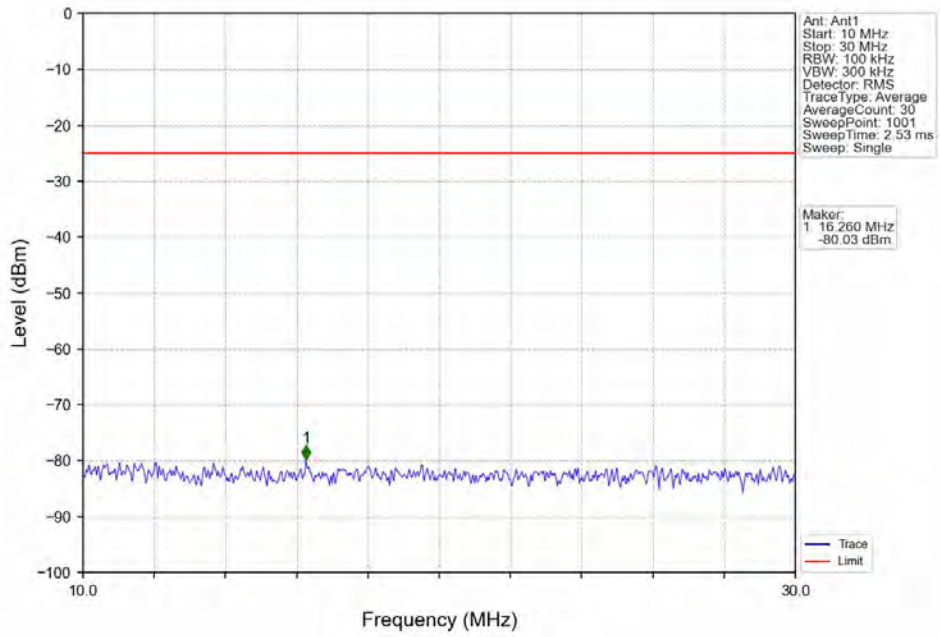
Band7\_20MHz\_16QAM\_MCH\_2535MHz\_RB\_1\_0\_NTNV



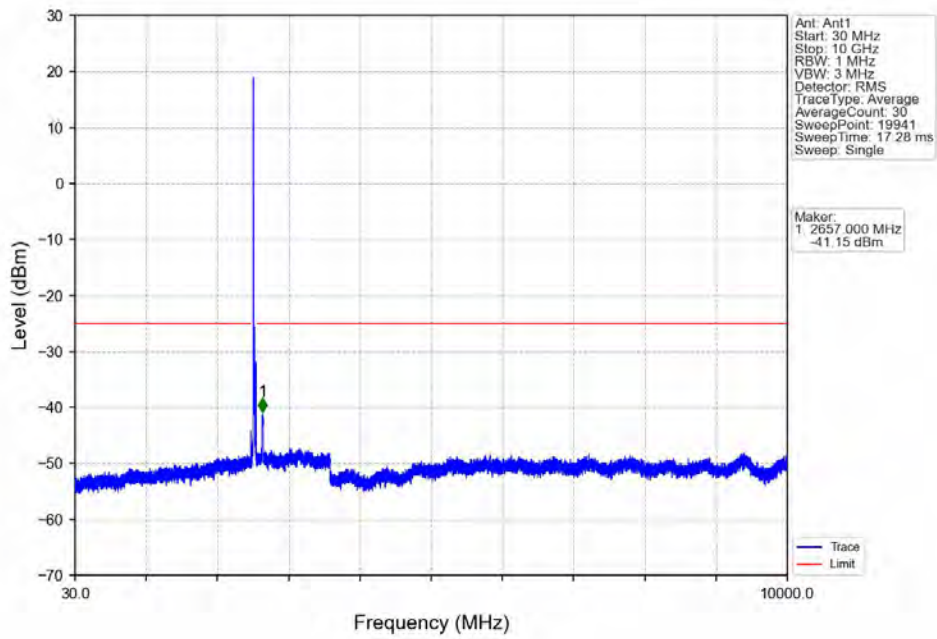
Band7\_20MHz\_16QAM\_MCH\_2535MHz\_RB\_1\_0\_NTNV



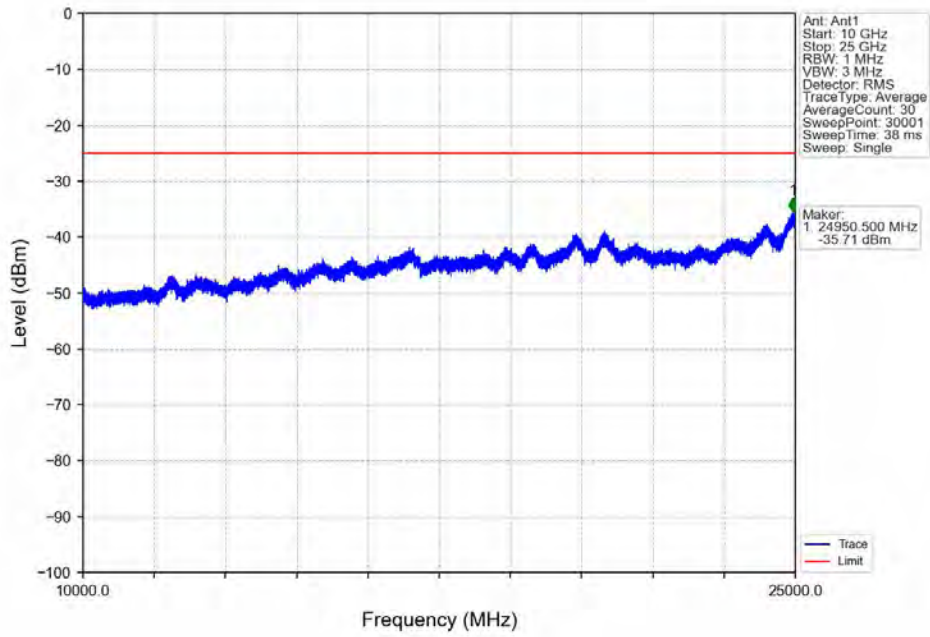
Band7\_20MHz\_16QAM\_MCH\_2535MHz\_RB\_1\_0\_NTNV



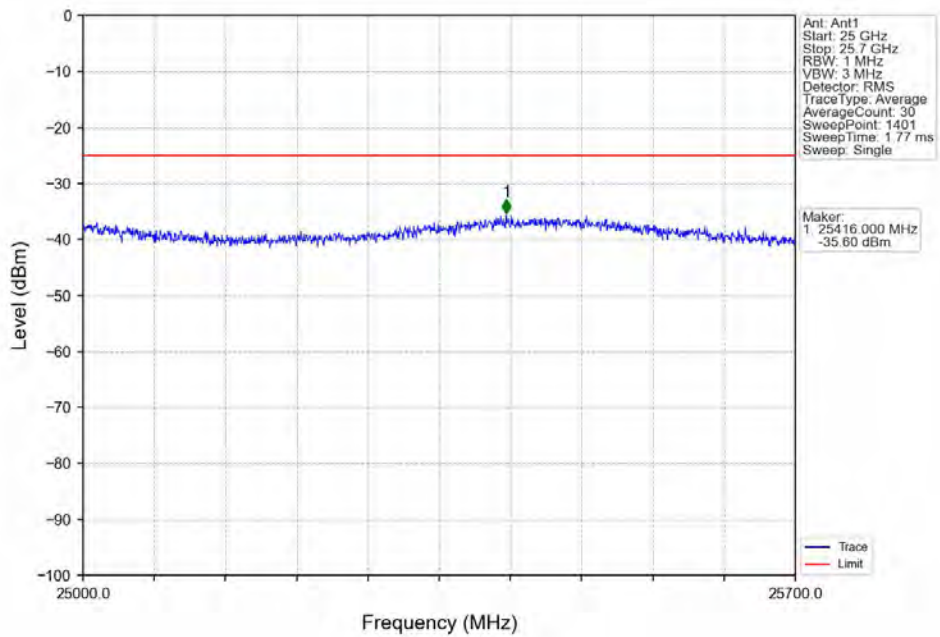
Band7\_20MHz\_16QAM\_MCH\_2535MHz\_RB\_1\_0\_NTNV



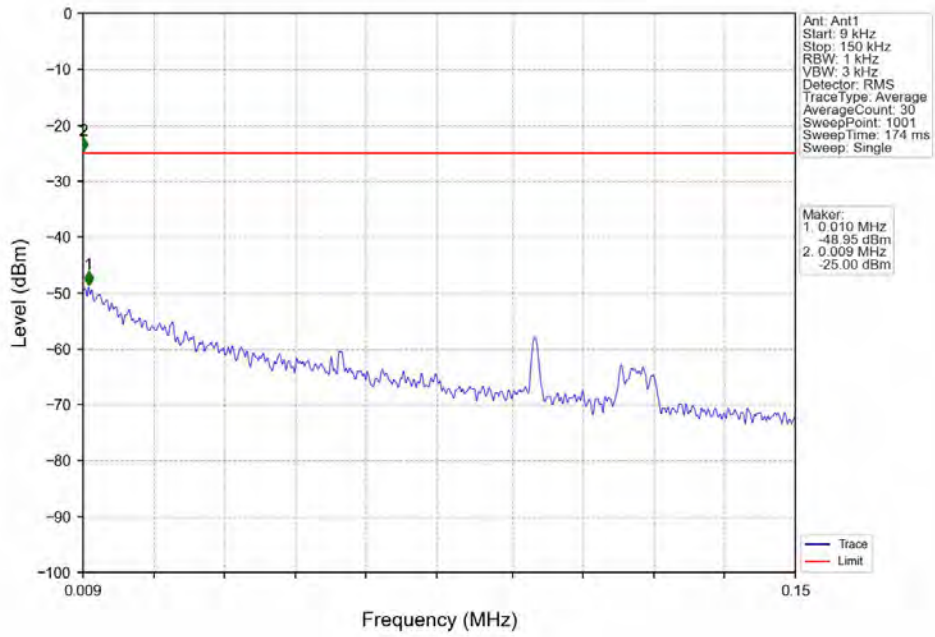
Band7\_20MHz\_16QAM\_MCH\_2535MHz\_RB\_1\_0\_NTNV



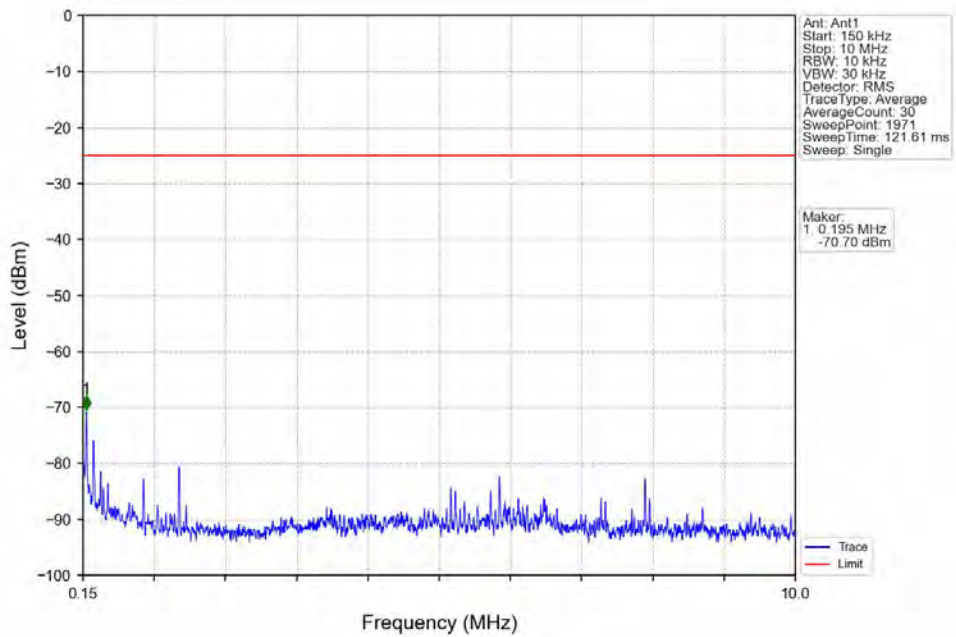
Band7\_20MHz\_16QAM\_MCH\_2535MHz\_RB\_1\_0\_NTNV



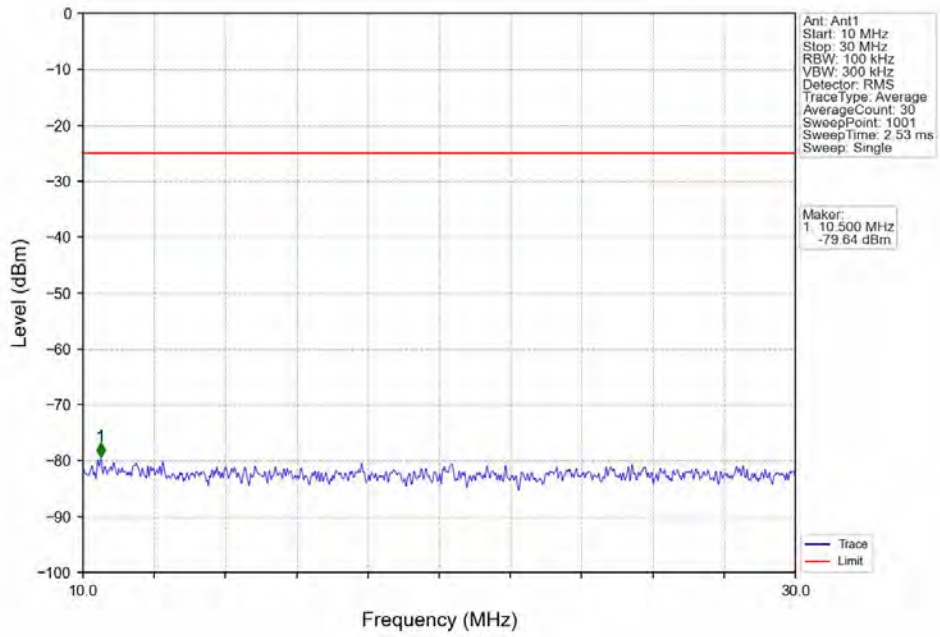
Band7 20MHz 16QAM HCH 2560MHz RB 1 0 NTN



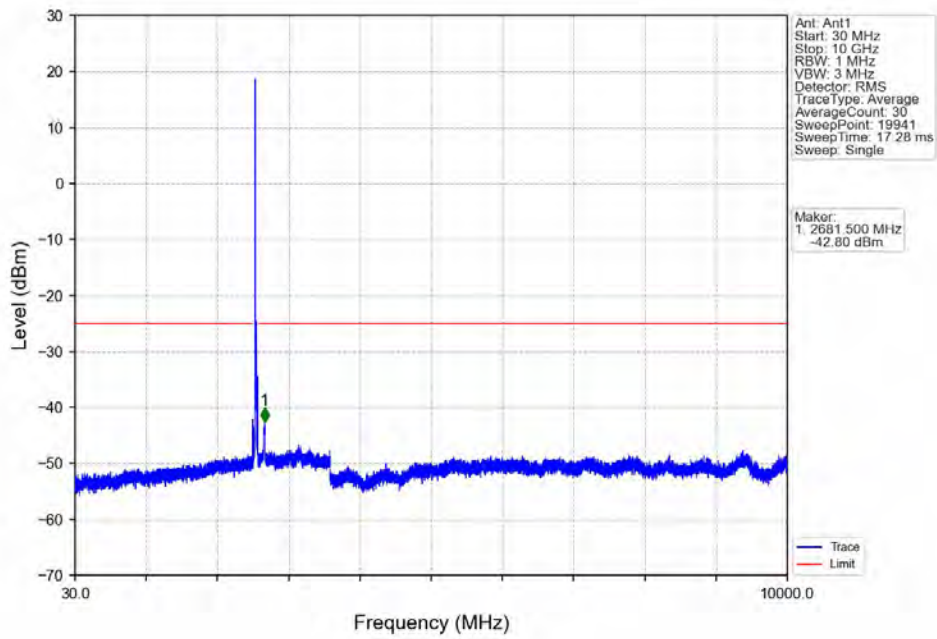
Band7 20MHz 16QAM HCH 2560MHz RB 1 0 NTN



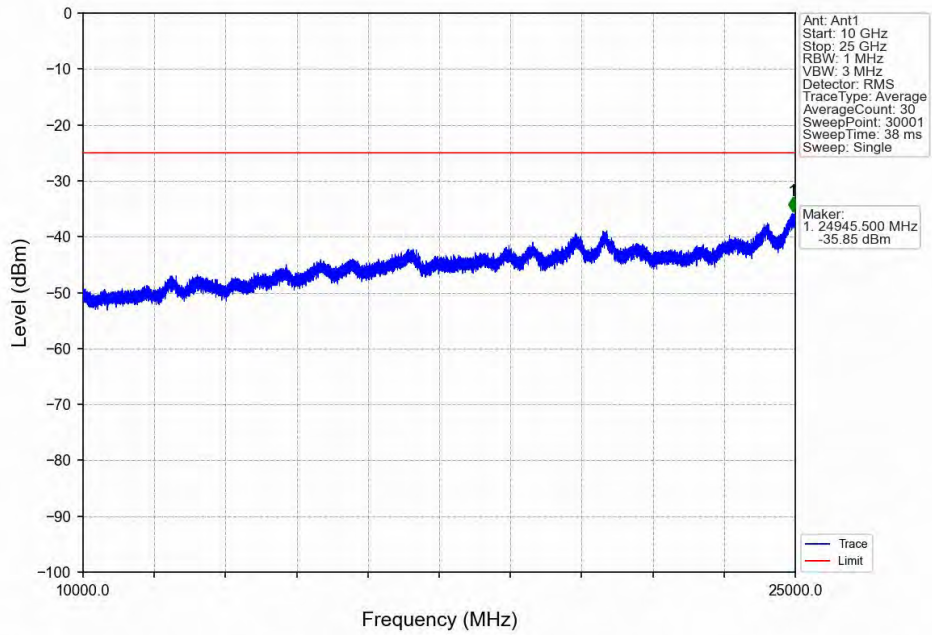
Band7 20MHz 16QAM HCH 2560MHz RB 1 0 NTN



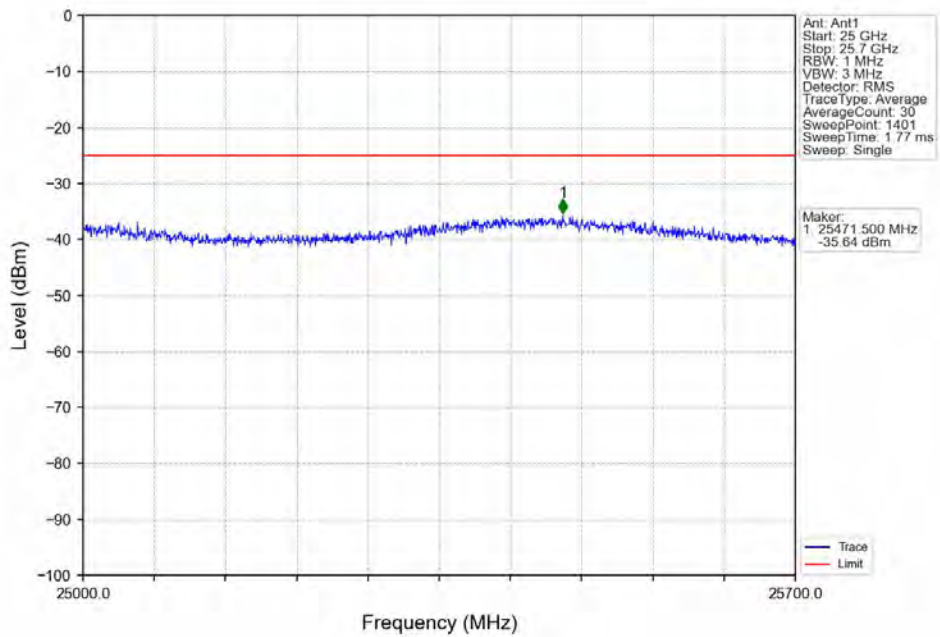
Band7 20MHz 16QAM HCH 2560MHz RB 1 0 NTN



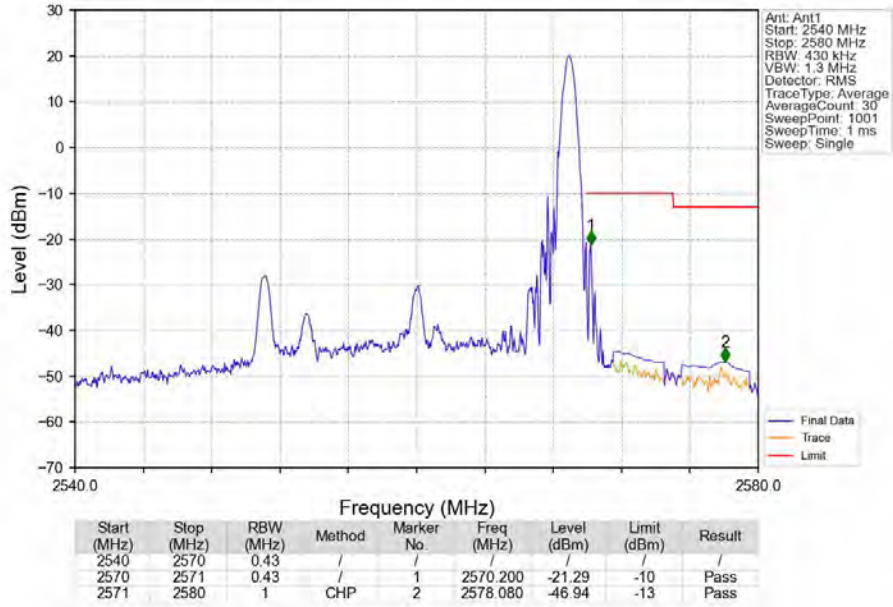
Band7 20MHz 16QAM HCH 2560MHz RB 1\_0 NTN



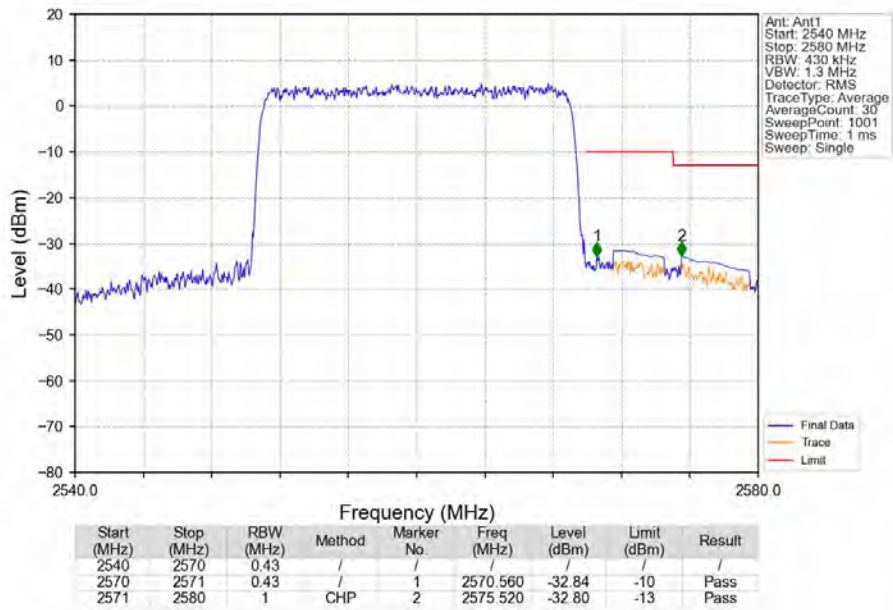
Band7 20MHz 16QAM HCH 2560MHz RB 1\_0 NTN



Band7\_20MHz\_16QAM\_HCH\_2560MHz\_RB\_1\_99\_NTV



Band7\_20MHz\_16QAM\_HCH\_2560MHz\_RB\_100\_0\_NTV



## 7. Form731

### 7.1 Form731\_Power

#### 7.1.1 Test Result

Band	BW	Lower Freq	High Freq	MAX Power (W)	Value	Hz/ppm	Emission Designator	Rule Parts	MAX Power (dBm)
7	5	2502.5	2567.5	0.1125	0.0203	ppm	4M54G7D	27M	20.51
7	5	2502.5	2567.5	0.0933	0.0148	ppm	4M55W7D	27M	19.70
7	10	2505	2565	0.1135	0.0081	ppm	9M06G7D	27M	20.55
7	10	2505	2565	0.0986	0.0050	ppm	9M07W7D	27M	19.94
7	15	2507.5	2562.5	0.1102	0.0061	ppm	13M6G7D	27M	20.42
7	15	2507.5	2562.5	0.0955	0.0107	ppm	13M6W7D	27M	19.80
7	20	2510	2560	0.1117	0.0075	ppm	18M1G7D	27M	20.48
7	20	2510	2560	0.0977	0.0076	ppm	18M1W7D	27M	19.90

## 7.2 Form731\_EIRP

#### 7.2.1 Test Result

Band	BW	Lower Freq	High Freq	MAX Power (W)	Value	Hz/ppm	Emission Designator	Rule Parts	MAX Power (dBm)
7	5	2502.5	2567.5	0.1125	0.0203	ppm	4M54G7D	27M	20.51
7	5	2502.5	2567.5	0.0933	0.0148	ppm	4M55W7D	27M	19.70
7	10	2505	2565	0.1135	0.0081	ppm	9M06G7D	27M	20.55
7	10	2505	2565	0.0986	0.0050	ppm	9M07W7D	27M	19.94
7	15	2507.5	2562.5	0.1102	0.0061	ppm	13M6G7D	27M	20.42
7	15	2507.5	2562.5	0.0955	0.0107	ppm	13M6W7D	27M	19.80
7	20	2510	2560	0.1117	0.0075	ppm	18M1G7D	27M	20.48
7	20	2510	2560	0.0977	0.0076	ppm	18M1W7D	27M	19.90