

1. Effective (Isotropic) Radiated Power Output Data

1.1 B26c_15MHz_ERP

1.1.1 Test Result

Band: 26c / Bandwidth: 15MHz / NTN										
Modulation	Frequency (MHz)	RB Allocation		Conducted Power (dBm)	Gain (dBi)	ERP (dBm)		Verdict		
		Size	Offset			Result	Limit			
QPSK	821.5	1	0	23.06	-2.58	18.33	<=38.45	Pass		
			38	23.14	-2.58	18.41	<=38.45	Pass		
			74	23.05	-2.58	18.32	<=38.45	Pass		
		36	0	22.13	-2.58	17.40	<=38.45	Pass		
			18	21.78	-2.58	17.05	<=38.45	Pass		
			39	21.68	-2.58	16.95	<=38.45	Pass		
		75	0	21.63	-2.58	16.90	<=38.45	Pass		
		831.5	1	0	22.56	-2.58	17.83	<=38.45	Pass	
				38	22.61	-2.58	17.88	<=38.45	Pass	
	74			22.38	-2.58	17.65	<=38.45	Pass		
	36		0	21.63	-2.58	16.90	<=38.45	Pass		
			18	21.60	-2.58	16.87	<=38.45	Pass		
			39	21.58	-2.58	16.85	<=38.45	Pass		
	75		0	21.58	-2.58	16.85	<=38.45	Pass		
	841.5		1	0	22.36	-2.58	17.63	<=38.45	Pass	
				38	22.35	-2.58	17.62	<=38.45	Pass	
		74		22.22	-2.58	17.49	<=38.45	Pass		
		36	0	21.42	-2.58	16.69	<=38.45	Pass		
			18	21.45	-2.58	16.72	<=38.45	Pass		
			39	21.34	-2.58	16.61	<=38.45	Pass		
		75	0	21.37	-2.58	16.64	<=38.45	Pass		
		16QAM	821.5	1	0	21.99	-2.58	17.26	<=38.45	Pass
					38	22.09	-2.58	17.36	<=38.45	Pass
	74				21.95	-2.58	17.22	<=38.45	Pass	
36	0			20.59	-2.58	15.86	<=38.45	Pass		
	18			20.66	-2.58	15.93	<=38.45	Pass		
	39			20.63	-2.58	15.90	<=38.45	Pass		
75	0			20.65	-2.58	15.92	<=38.45	Pass		
831.5	1			0	21.71	-2.58	16.98	<=38.45	Pass	
				38	21.81	-2.58	17.08	<=38.45	Pass	
			74	21.58	-2.58	16.85	<=38.45	Pass		
	36		0	20.64	-2.58	15.91	<=38.45	Pass		
			18	20.63	-2.58	15.90	<=38.45	Pass		
			39	20.59	-2.58	15.86	<=38.45	Pass		
	75		0	20.63	-2.58	15.90	<=38.45	Pass		
	841.5		1	0	22.07	-2.58	17.34	<=38.45	Pass	
				38	22.01	-2.58	17.28	<=38.45	Pass	
74				21.88	-2.58	17.15	<=38.45	Pass		
36			0	20.52	-2.58	15.79	<=38.45	Pass		
			18	20.47	-2.58	15.74	<=38.45	Pass		
			39	20.30	-2.58	15.57	<=38.45	Pass		
75			0	20.41	-2.58	15.68	<=38.45	Pass		

Note1: ERP=Conducted Power+Antenna Gain-2.15

2. Frequency Stability

2.1 B26c_15MHz

2.1.1 Test Result

Band: 26c / Bandwidth: 15MHz										
Modulation	Frequency (MHz)	RB Allocation		Temp. (°C)	Voltage (VDC)	Freq. Error (Hz)	Freq. vs. Rated (ppm)		Verdict	
		Size	Offset				Result	Limit		
QPSK	821.5	75	0	20	3.27	-4.950	-0.0060	-2.5 to 2.5	Pass	
					3.85	-7.253	-0.0088	-2.5 to 2.5	Pass	
					4.43	-5.608	-0.0068	-2.5 to 2.5	Pass	
				-30	3.85	-4.549	-0.0055	-2.5 to 2.5	Pass	
					-20	3.85	-5.007	-0.0061	-2.5 to 2.5	Pass
						3.85	-4.978	-0.0061	-2.5 to 2.5	Pass
				0	3.85	-6.008	-0.0073	-2.5 to 2.5	Pass	
					10	3.85	-4.506	-0.0055	-2.5 to 2.5	Pass
				30	3.85	-6.695	-0.0081	-2.5 to 2.5	Pass	
	40	3.85	-5.593	-0.0068	-2.5 to 2.5	Pass				
	50	3.85	-6.323	-0.0077	-2.5 to 2.5	Pass				
	831.5	75	0	20	3.27	-4.463	-0.0054	-2.5 to 2.5	Pass	
					3.85	-6.824	-0.0082	-2.5 to 2.5	Pass	
					4.43	-6.166	-0.0074	-2.5 to 2.5	Pass	
				-30	3.85	-7.753	-0.0093	-2.5 to 2.5	Pass	
					-20	3.85	-5.679	-0.0068	-2.5 to 2.5	Pass
						3.85	-4.706	-0.0057	-2.5 to 2.5	Pass
				0	3.85	-3.934	-0.0047	-2.5 to 2.5	Pass	
					10	3.85	-7.410	-0.0089	-2.5 to 2.5	Pass
				30	3.85	-6.666	-0.0080	-2.5 to 2.5	Pass	
	40	3.85	-7.181	-0.0086	-2.5 to 2.5	Pass				
	50	3.85	-3.734	-0.0045	-2.5 to 2.5	Pass				
	841.5	75	0	20	3.27	-5.164	-0.0061	-2.5 to 2.5	Pass	
					3.85	-3.848	-0.0046	-2.5 to 2.5	Pass	
					4.43	-5.279	-0.0063	-2.5 to 2.5	Pass	
				-30	3.85	-5.178	-0.0062	-2.5 to 2.5	Pass	
					-20	3.85	-5.121	-0.0061	-2.5 to 2.5	Pass
3.85						-6.065	-0.0072	-2.5 to 2.5	Pass	
0				3.85	-4.621	-0.0055	-2.5 to 2.5	Pass		
				10	3.85	-7.210	-0.0086	-2.5 to 2.5	Pass	
30				3.85	-6.137	-0.0073	-2.5 to 2.5	Pass		
40	3.85	-5.794	-0.0069	-2.5 to 2.5	Pass					
50	3.85	-3.977	-0.0047	-2.5 to 2.5	Pass					
16QAM	821.5	75	0	20	3.27	-7.968	-0.0097	-2.5 to 2.5	Pass	
					3.85	-8.039	-0.0098	-2.5 to 2.5	Pass	
					4.43	-4.277	-0.0052	-2.5 to 2.5	Pass	
				-30	3.85	-5.093	-0.0062	-2.5 to 2.5	Pass	
					-20	3.85	-3.262	-0.0040	-2.5 to 2.5	Pass
						3.85	-7.110	-0.0087	-2.5 to 2.5	Pass
				0	3.85	-5.565	-0.0068	-2.5 to 2.5	Pass	
					10	3.85	-5.422	-0.0066	-2.5 to 2.5	Pass
				30	3.85	-7.124	-0.0087	-2.5 to 2.5	Pass	
	40	3.85	-3.705	-0.0045	-2.5 to 2.5	Pass				
	50	3.85	-5.035	-0.0061	-2.5 to 2.5	Pass				
	831.5	75	0	20	3.27	-6.680	-0.0080	-2.5 to 2.5	Pass	
					3.85	-3.848	-0.0046	-2.5 to 2.5	Pass	
					4.43	-3.033	-0.0036	-2.5 to 2.5	Pass	
				-30	3.85	-6.866	-0.0083	-2.5 to 2.5	Pass	
					-20	3.85	-6.580	-0.0079	-2.5 to 2.5	Pass
						3.85	-8.512	-0.0102	-2.5 to 2.5	Pass
				0	3.85	-5.436	-0.0065	-2.5 to 2.5	Pass	

				10	3.85	-8.497	-0.0102	-2.5 to 2.5	Pass
				30	3.85	-7.353	-0.0088	-2.5 to 2.5	Pass
				40	3.85	-8.640	-0.0104	-2.5 to 2.5	Pass
				50	3.85	-3.834	-0.0046	-2.5 to 2.5	Pass
	841.5	75	0	20	3.27	-2.475	-0.0029	-2.5 to 2.5	Pass
3.85					-4.821	-0.0057	-2.5 to 2.5	Pass	
4.43					-7.982	-0.0095	-2.5 to 2.5	Pass	
-30				3.85	-5.336	-0.0063	-2.5 to 2.5	Pass	
-20				3.85	-5.593	-0.0066	-2.5 to 2.5	Pass	
-10				3.85	-7.153	-0.0085	-2.5 to 2.5	Pass	
0				3.85	-2.532	-0.0030	-2.5 to 2.5	Pass	
10				3.85	-8.225	-0.0098	-2.5 to 2.5	Pass	
30				3.85	-5.636	-0.0067	-2.5 to 2.5	Pass	
40				3.85	-4.506	-0.0054	-2.5 to 2.5	Pass	
50				3.85	-3.090	-0.0037	-2.5 to 2.5	Pass	

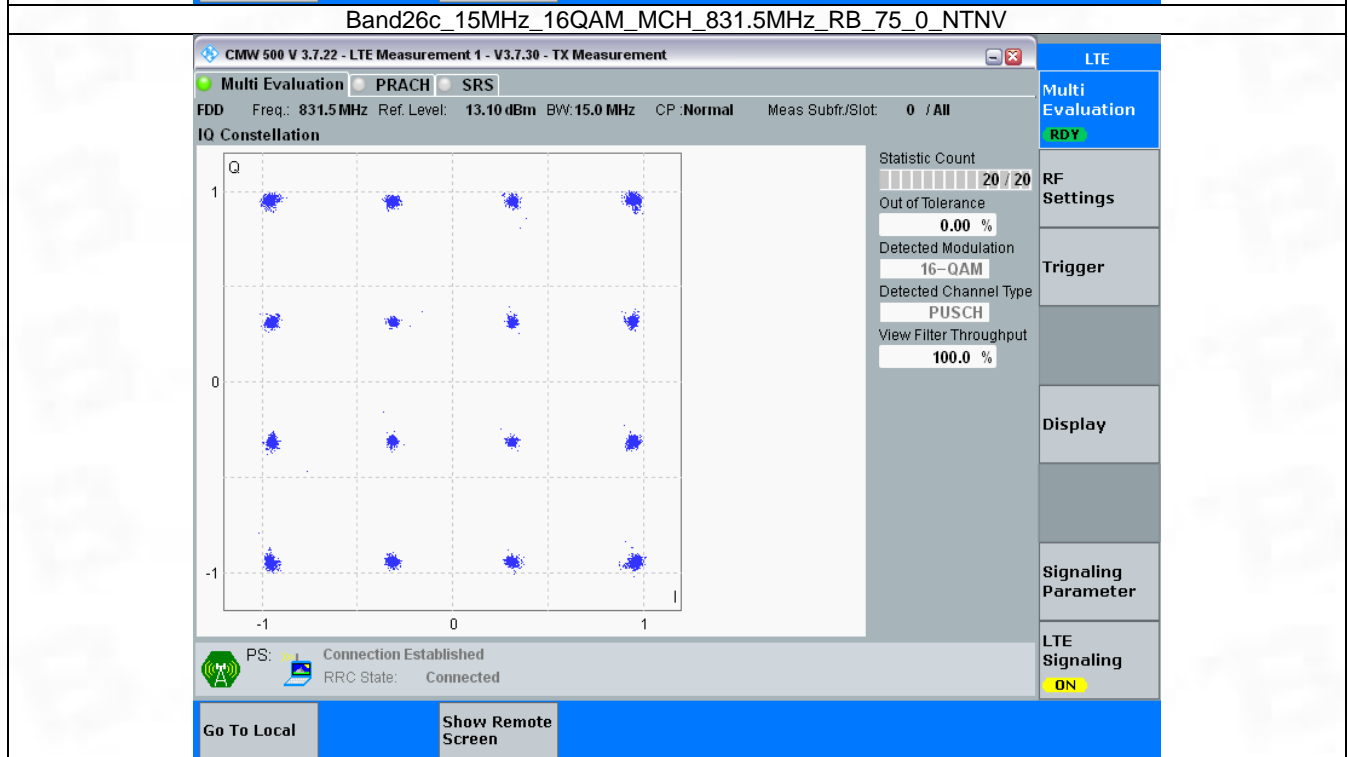
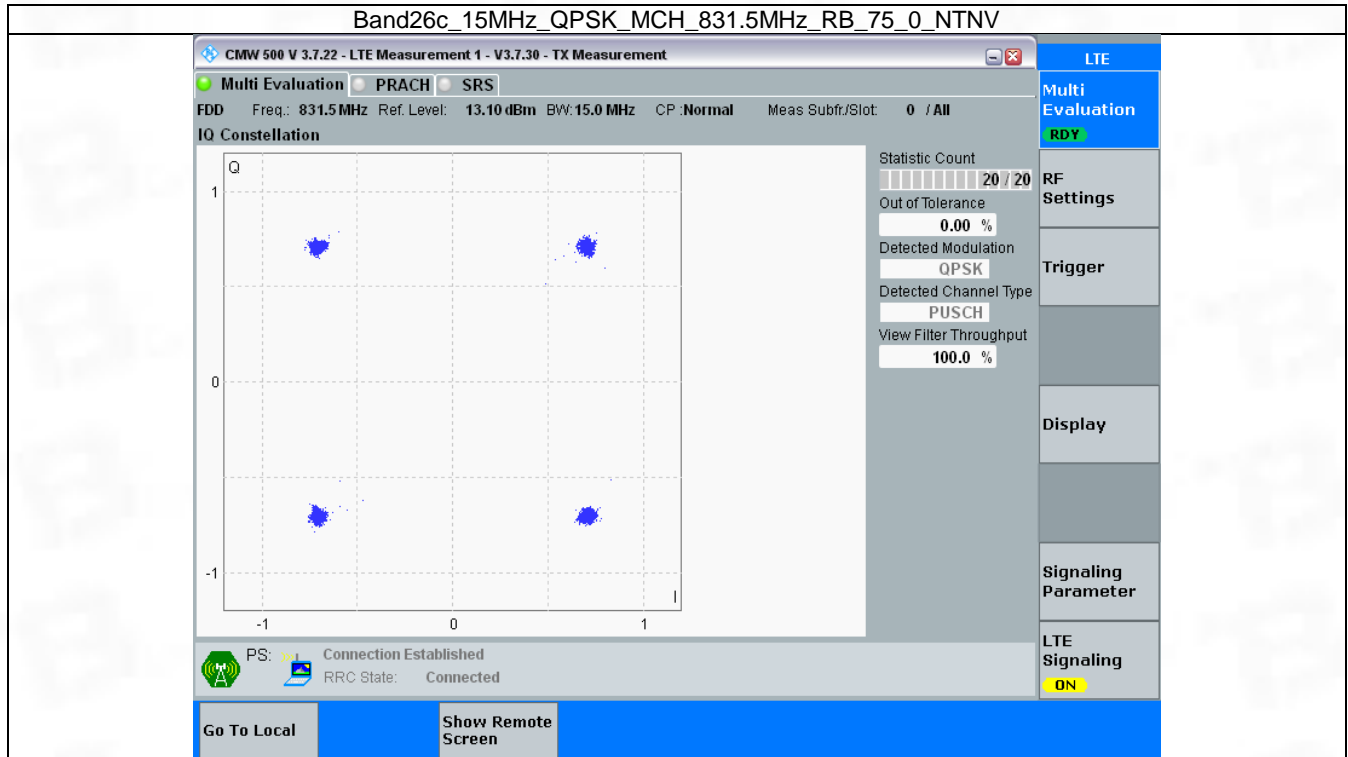
3. Modulation Characteristics

3.1 B26c_15MHz

3.1.1 Test Result

Band: 26c / Bandwidth: 15MHz / NTN						
Modulation	Frequency (MHz)	RB Allocation		Modulation Characteristics		Verdict
		Size	Offset	Result	Limit	
QPSK	831.5	75	0	Refer To Test Graph		Pass
16QAM	831.5	75	0	Refer To Test Graph		Pass

3.1.2 Test Graph



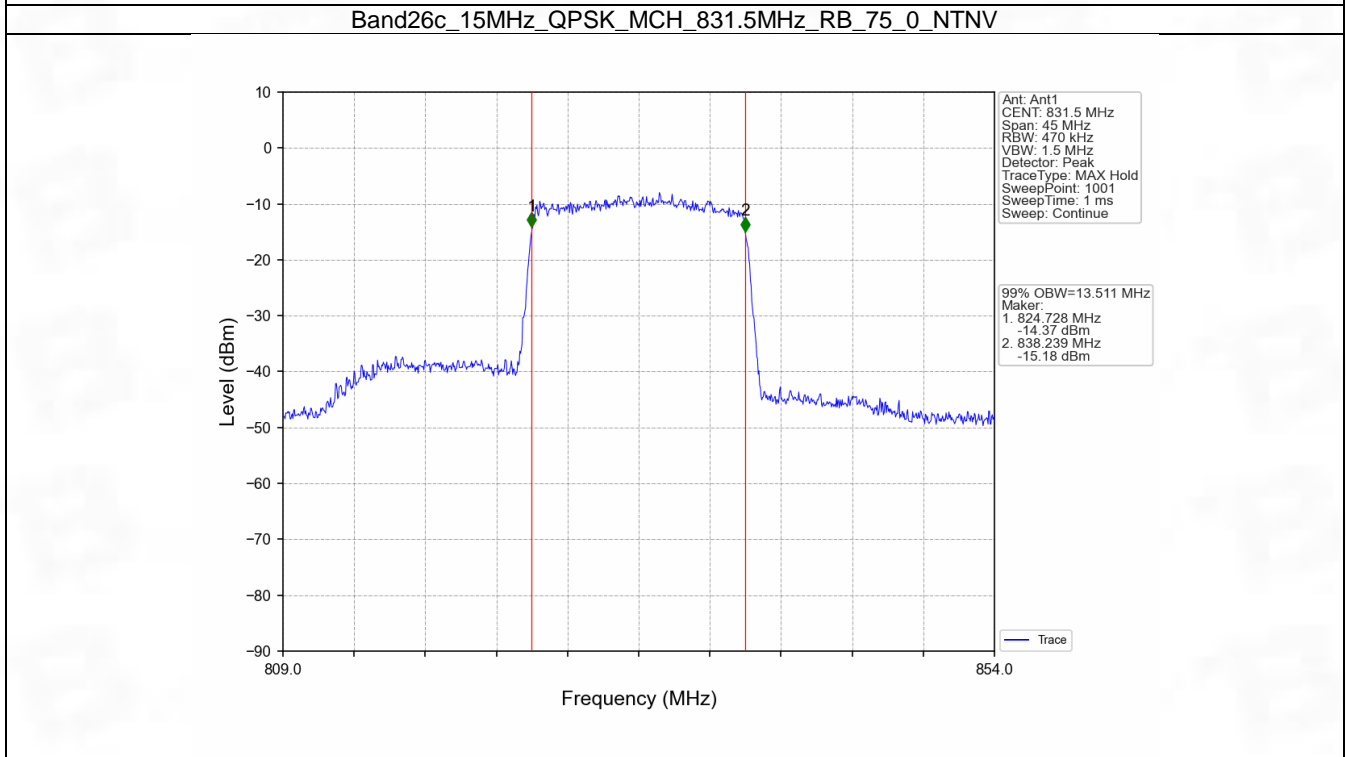
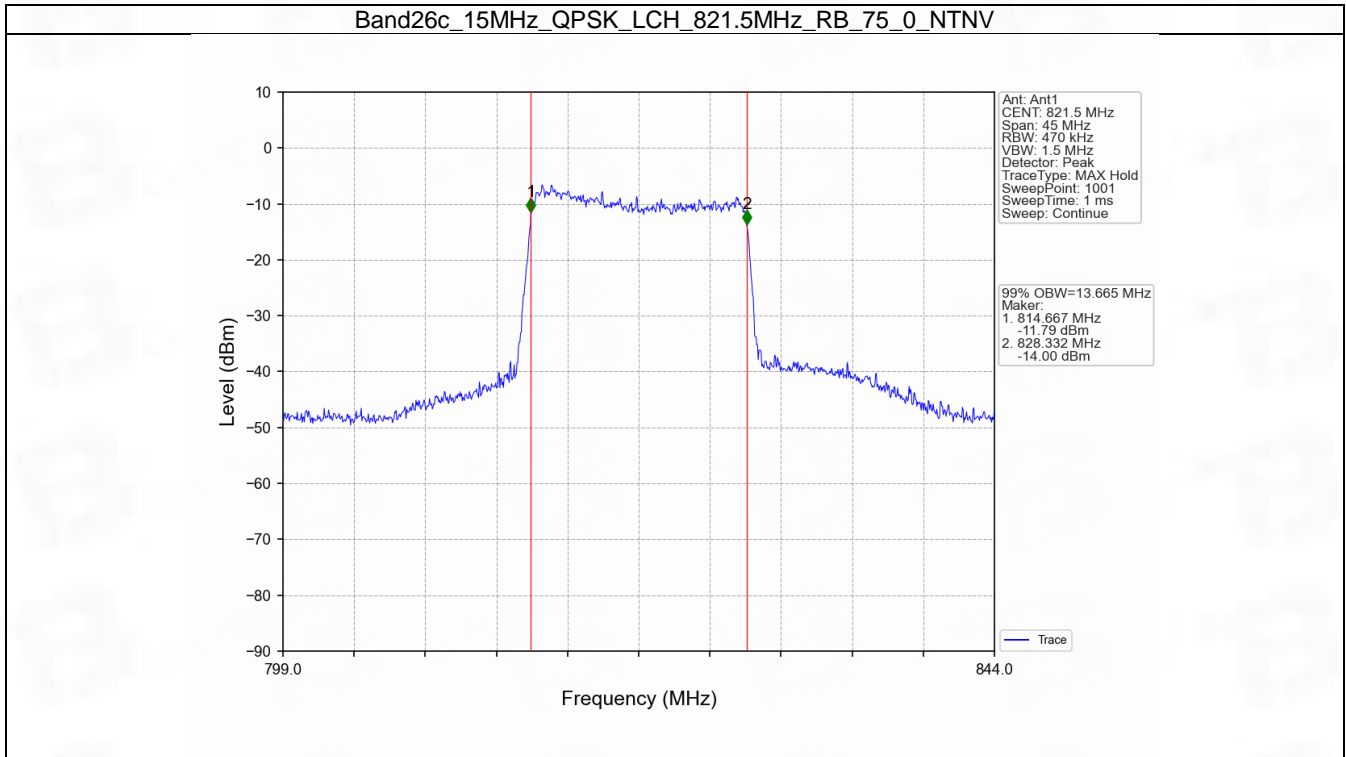
4. 99% & 26dB Bandwidth

4.1 Band26c_OBW

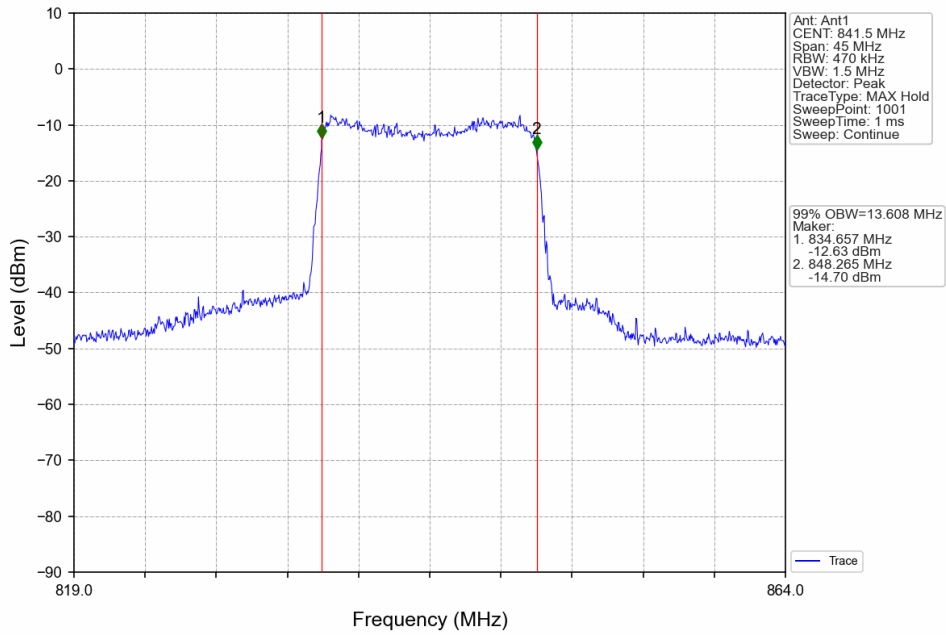
4.1.1 Test Result

Band: 26c / NTNV							
Bandwidth (MHz)	Modulation	Frequency (MHz)	RB Allocation		99% Occupied Bandwidth (MHz)		Verdict
			Size	Offset	Result	Limit	
15	QPSK	821.5	75	0	13.665	/	Pass
		831.5	75	0	13.511	/	Pass
		841.5	75	0	13.608	/	Pass
	16QAM	821.5	75	0	13.689	/	Pass
		831.5	75	0	13.539	/	Pass
		841.5	75	0	13.604	/	Pass

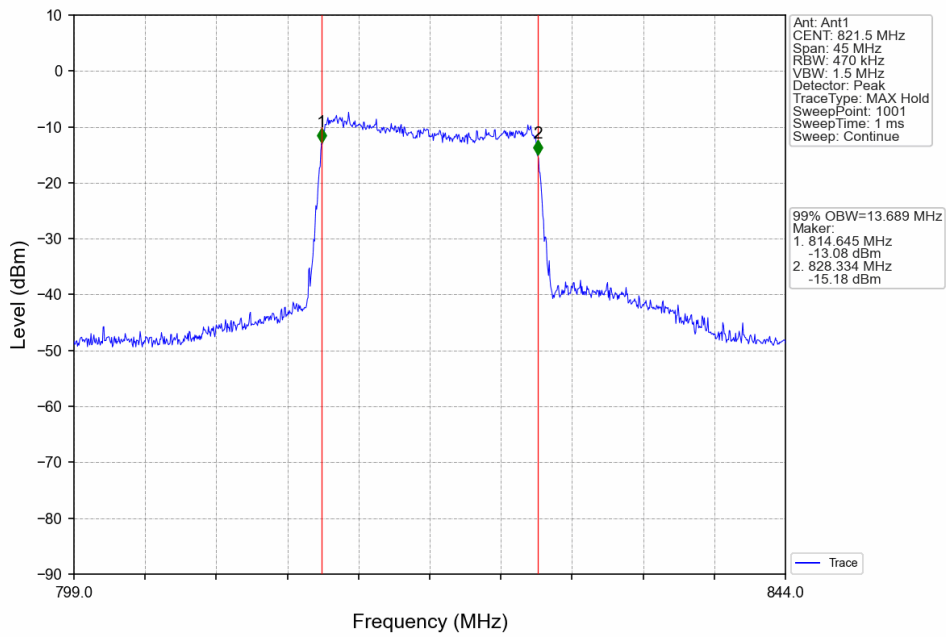
4.1.2 Test Graph



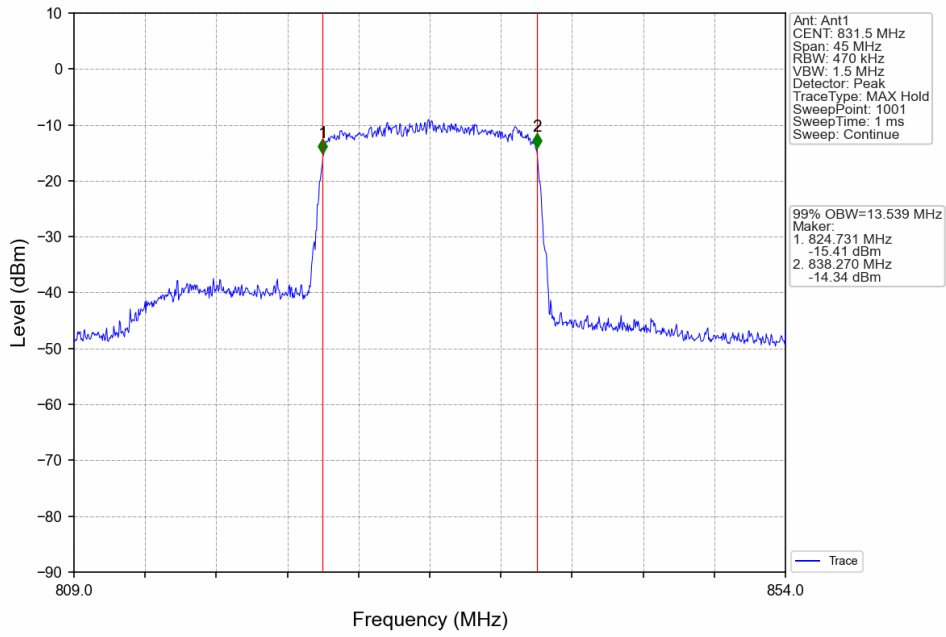
Band26c_15MHz_QPSK_HCH_841.5MHz_RB_75_0_NTNV



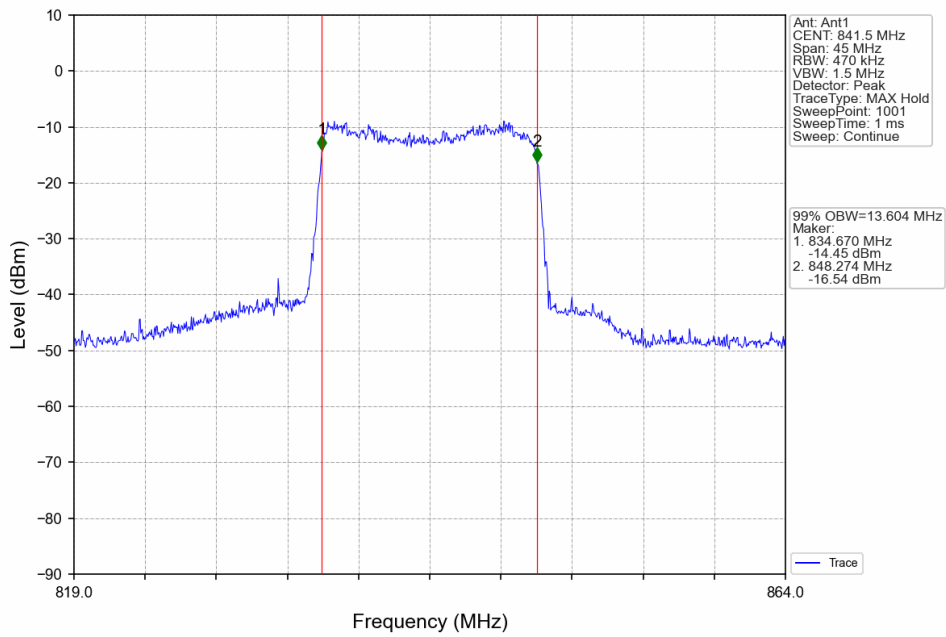
Band26c_15MHz_16QAM_LCH_821.5MHz_RB_75_0_NTNV



Band26c_15MHz_16QAM_MCH_831.5MHz_RB_75_0_NTNV



Band26c_15MHz_16QAM_HCH_841.5MHz_RB_75_0_NTNV

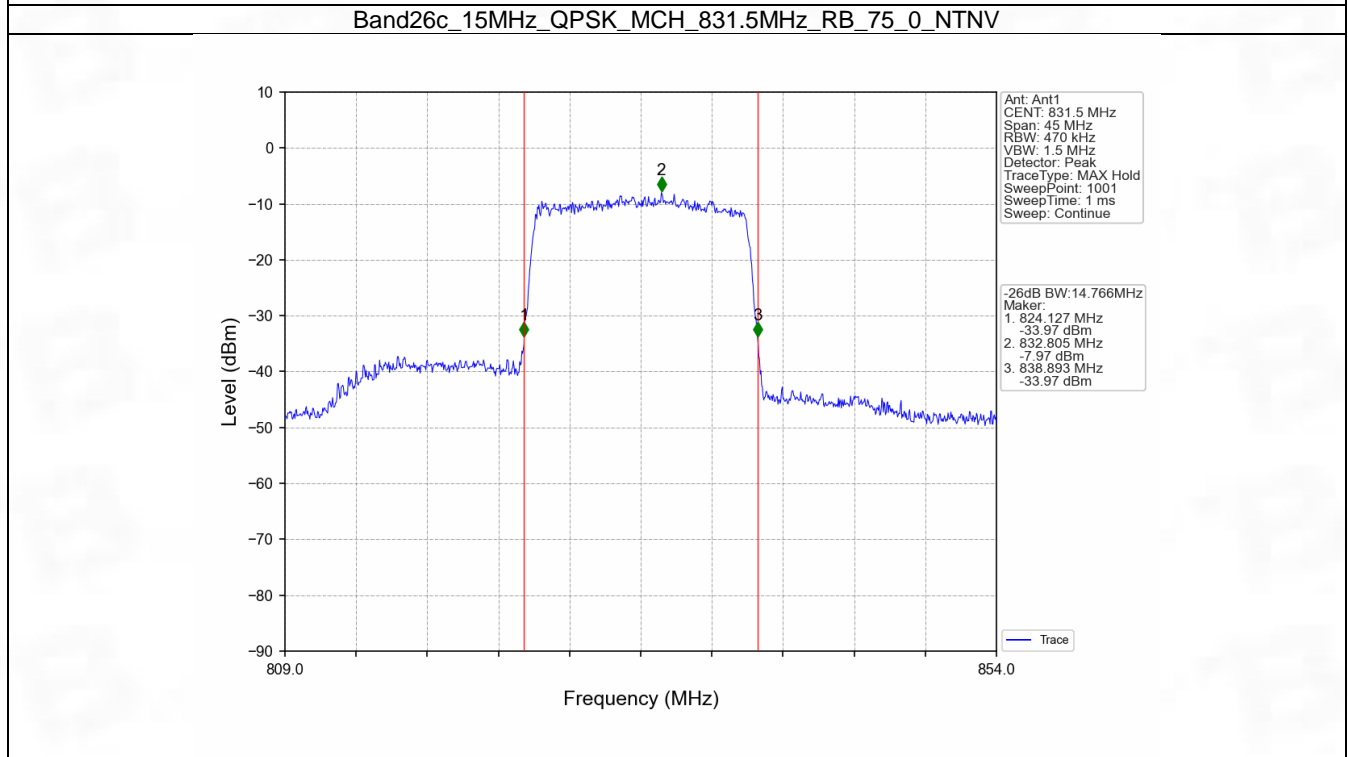
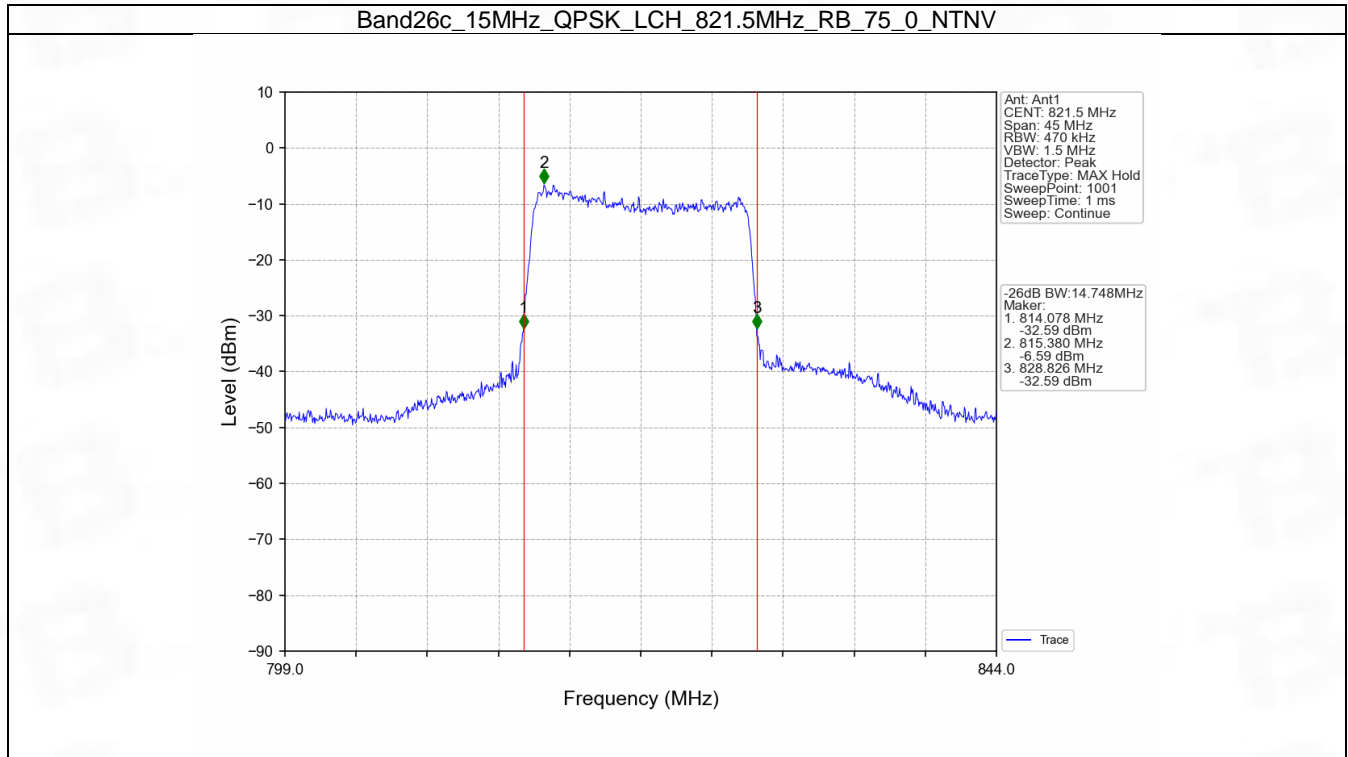


4.2 Band26c_XDB

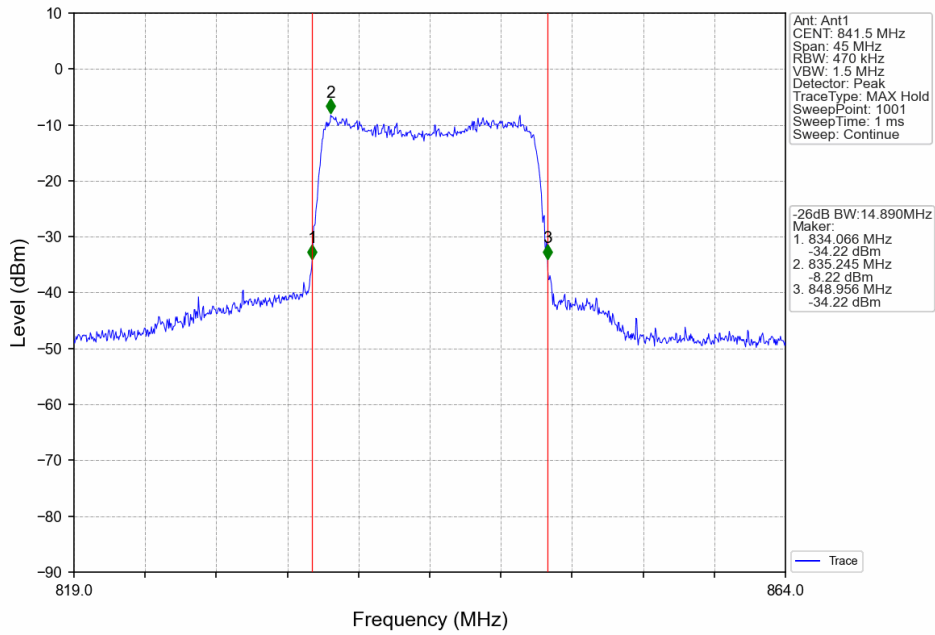
4.2.1 Test Result

Band: 26c / NTV							
Bandwidth (MHz)	Modulation	Frequency (MHz)	RB Allocation		26dB Bandwidth (MHz)		Verdict
			Size	Offset	Result	Limit	
15	QPSK	821.5	75	0	14.748	/	Pass
		831.5	75	0	14.766	/	Pass
		841.5	75	0	14.890	/	Pass
	16QAM	821.5	75	0	14.813	/	Pass
		831.5	75	0	14.884	/	Pass
		841.5	75	0	14.912	/	Pass

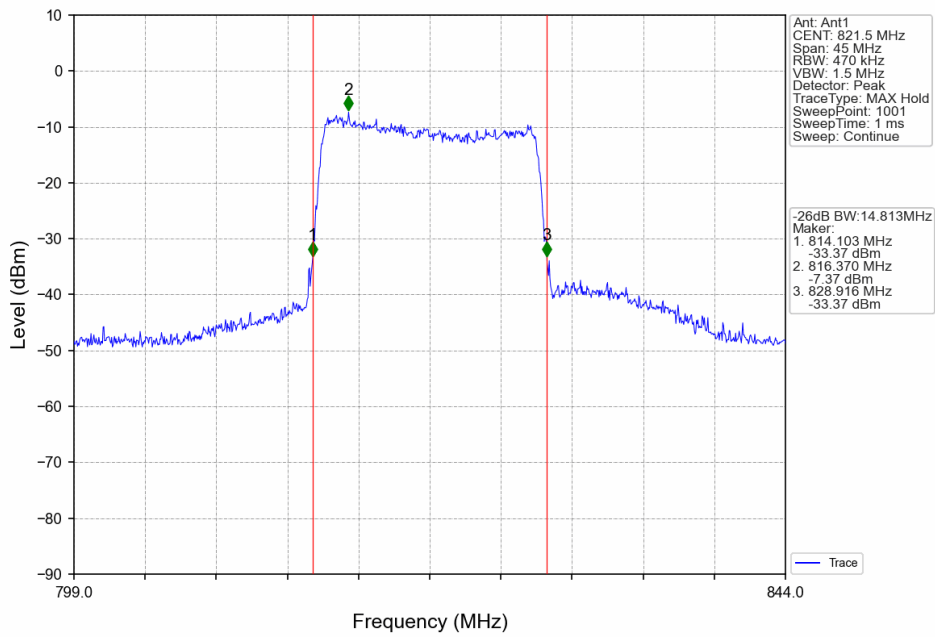
4.2.2 Test Graph



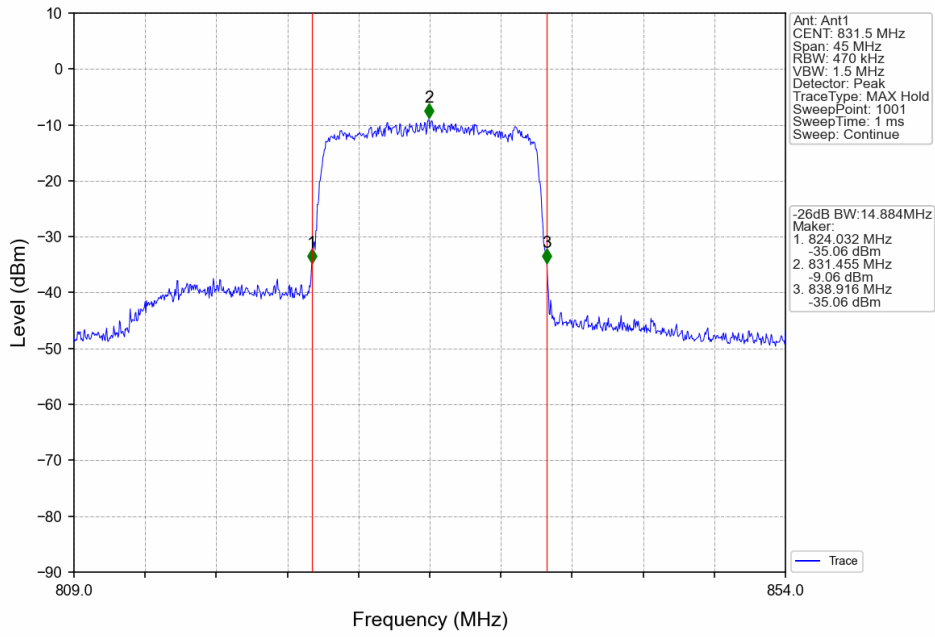
Band26c_15MHz_QPSK_HCH_841.5MHz_RB_75_0_NTNV



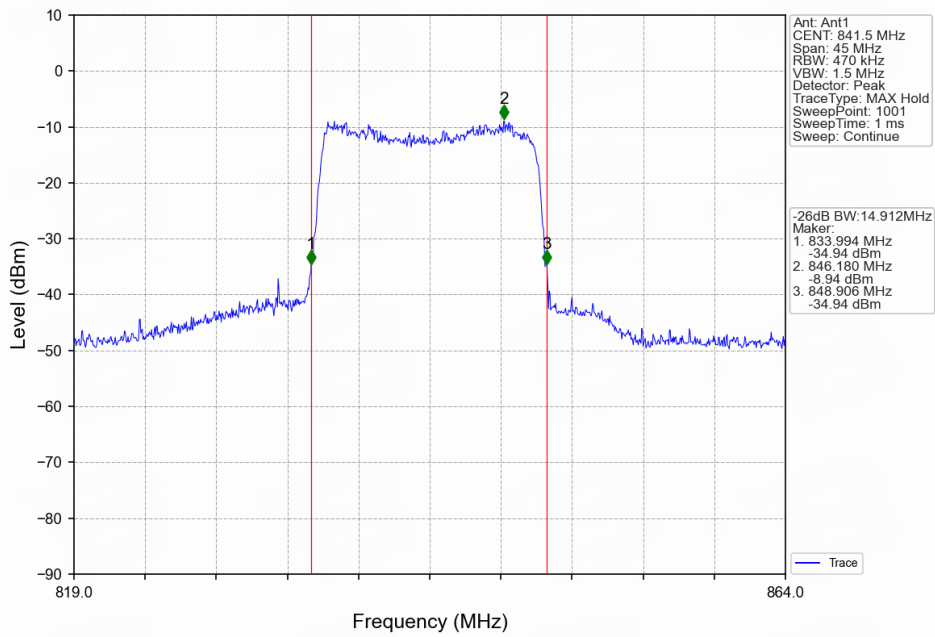
Band26c_15MHz_16QAM_LCH_821.5MHz_RB_75_0_NTNV



Band26c_15MHz_16QAM_MCH_831.5MHz_RB_75_0_NTNV



Band26c_15MHz_16QAM_HCH_841.5MHz_RB_75_0_NTNV



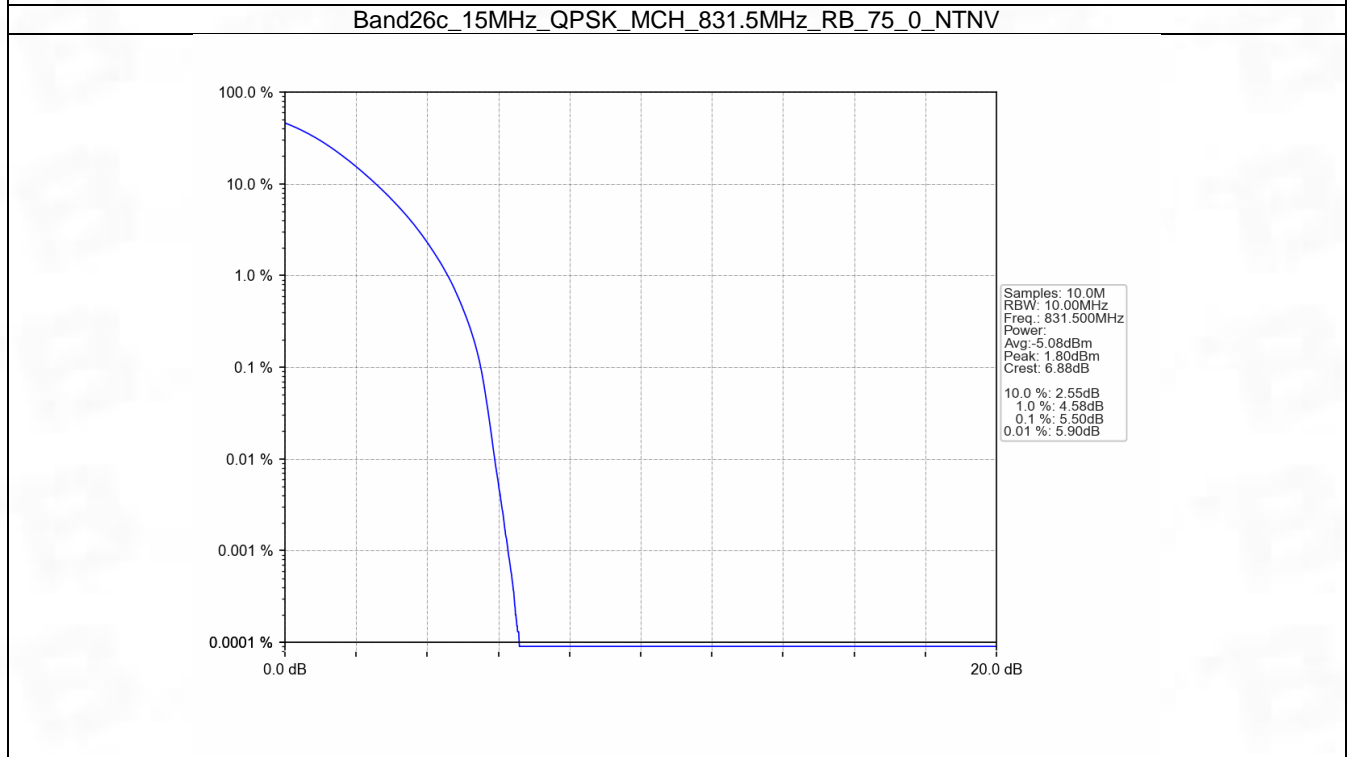
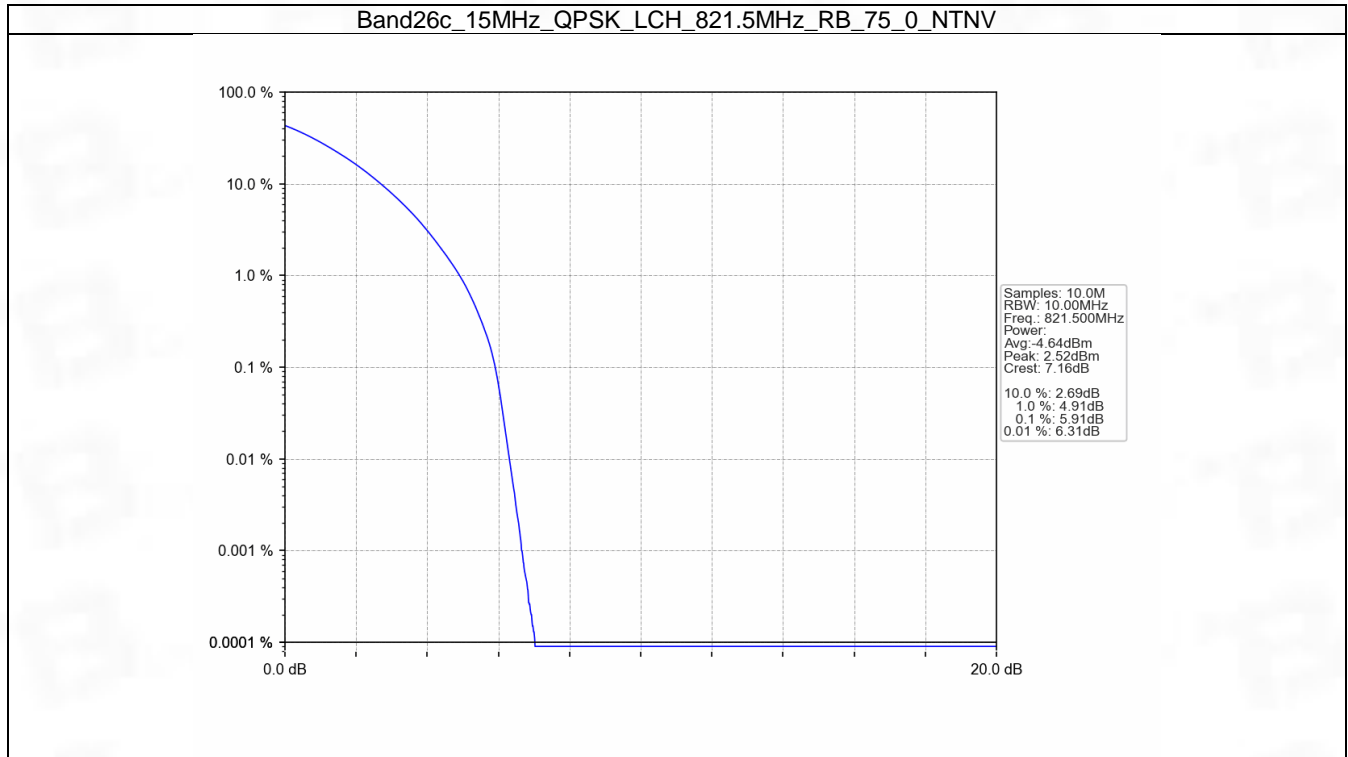
5. Peak-Average Ratio

5.1 B26c_15MHz

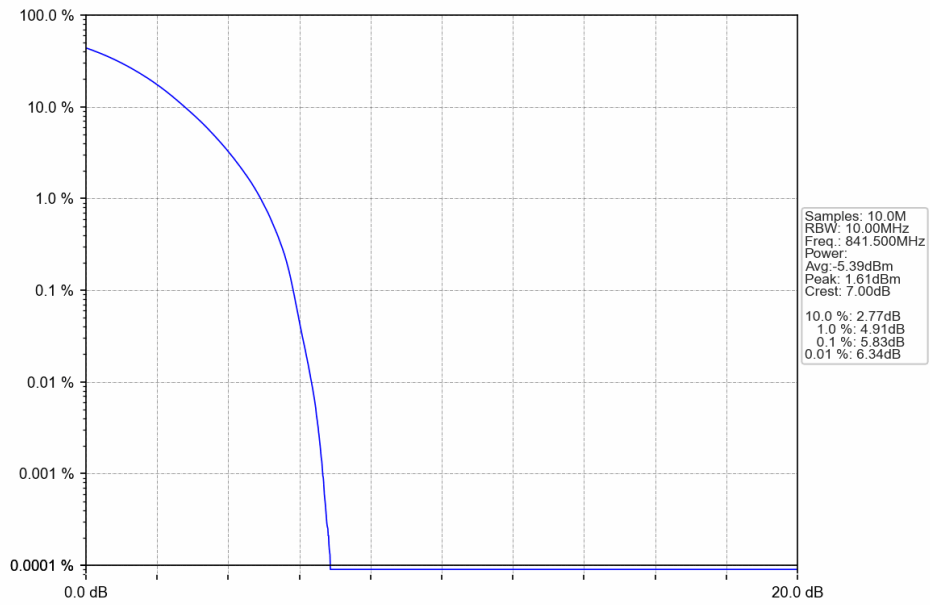
5.1.1 Test Result

Band: 26c / Bandwidth: 15MHz / NTN						
Modulation	Frequency (MHz)	RB Allocation		Peak-Average Ratio (dB)		Verdict
		Size	Offset	Result	Limit	
QPSK	821.5	75	0	5.91	<=13	Pass
	831.5	75	0	5.50	<=13	Pass
	841.5	75	0	5.83	<=13	Pass
16QAM	821.5	75	0	6.56	<=13	Pass
	831.5	75	0	6.25	<=13	Pass
	841.5	75	0	6.60	<=13	Pass

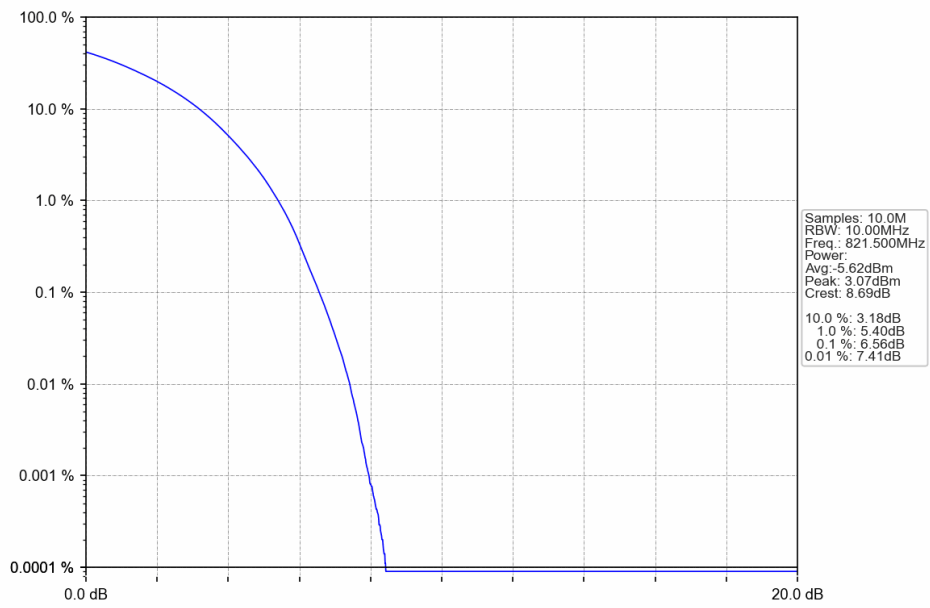
5.1.2 Test Graph



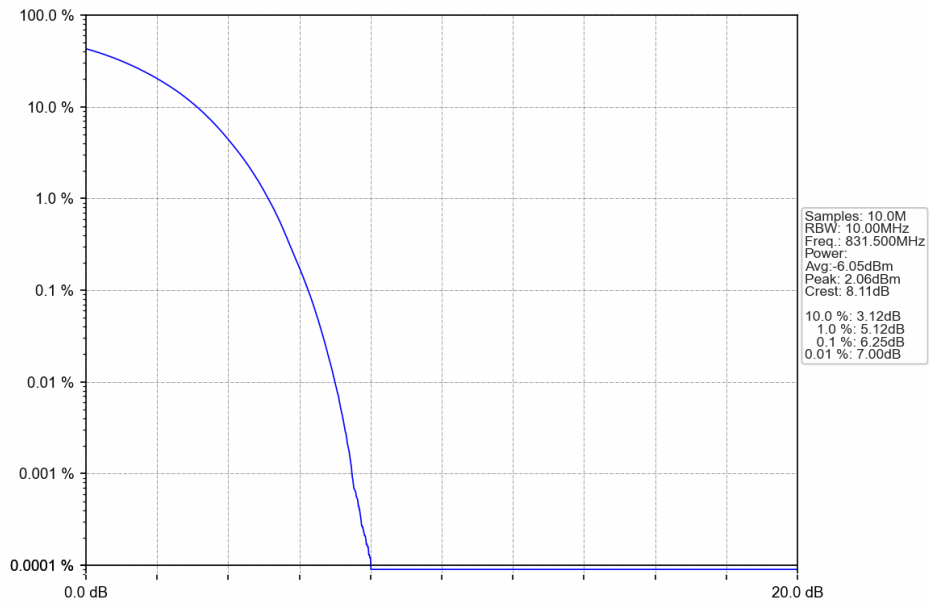
Band26c_15MHz_QPSK_HCH_841.5MHz_RB_75_0_NTNV



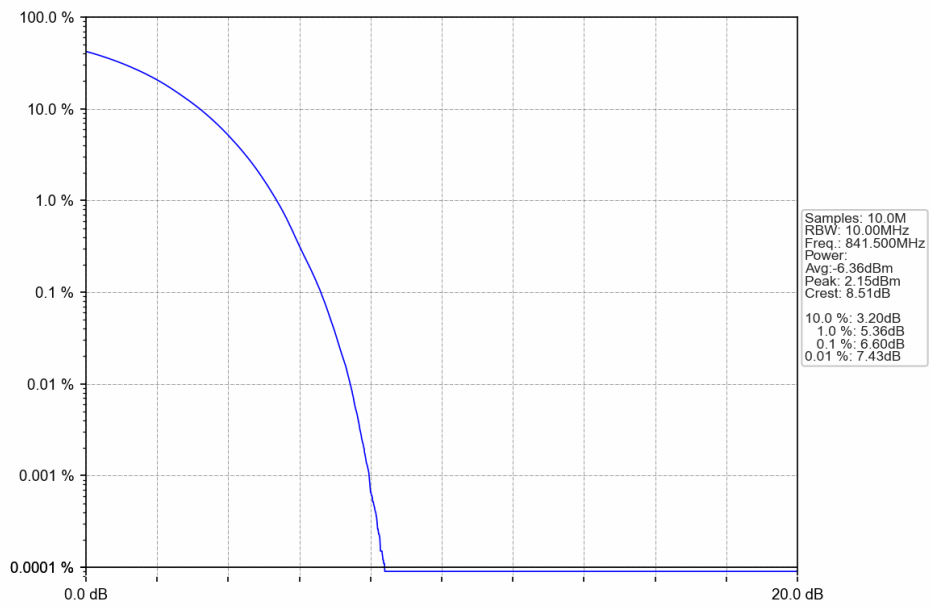
Band26c_15MHz_16QAM_LCH_821.5MHz_RB_75_0_NTNV



Band26c_15MHz_16QAM_MCH_831.5MHz_RB_75_0_NTNV



Band26c_15MHz_16QAM_HCH_841.5MHz_RB_75_0_NTNV



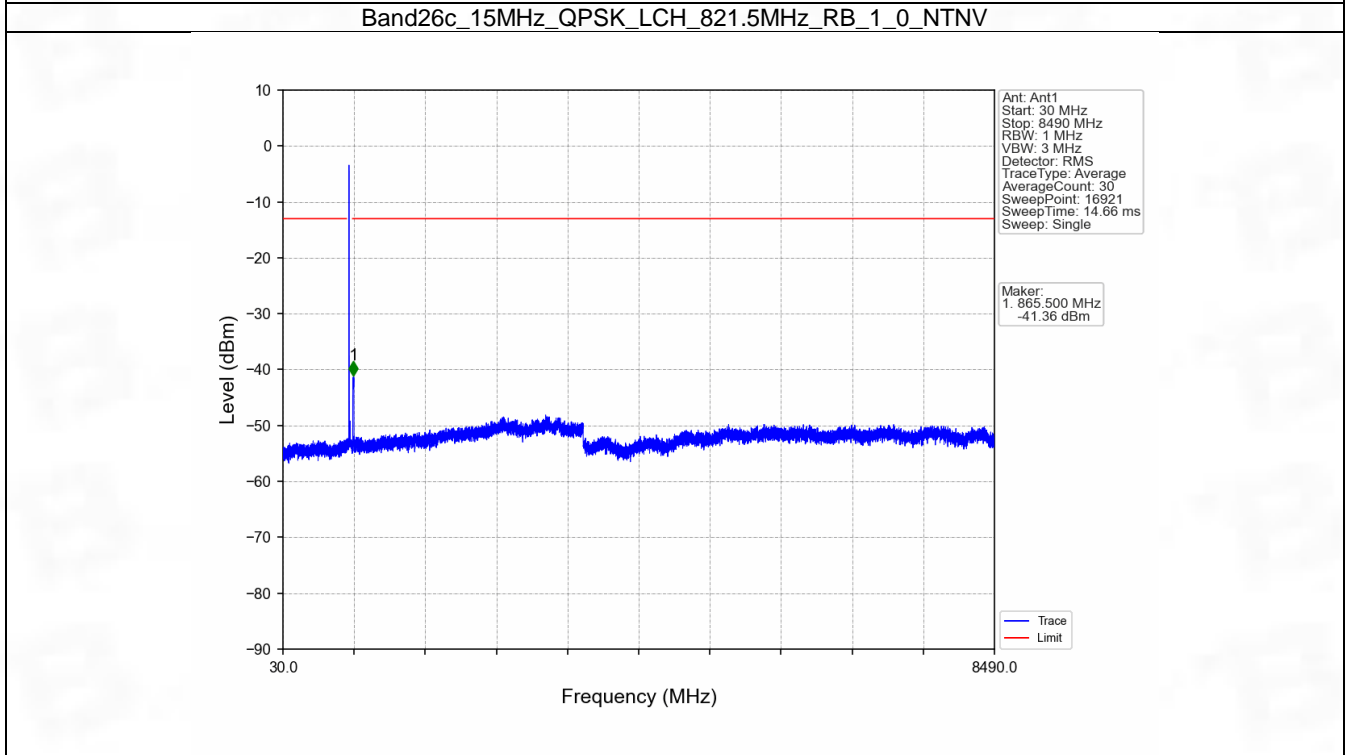
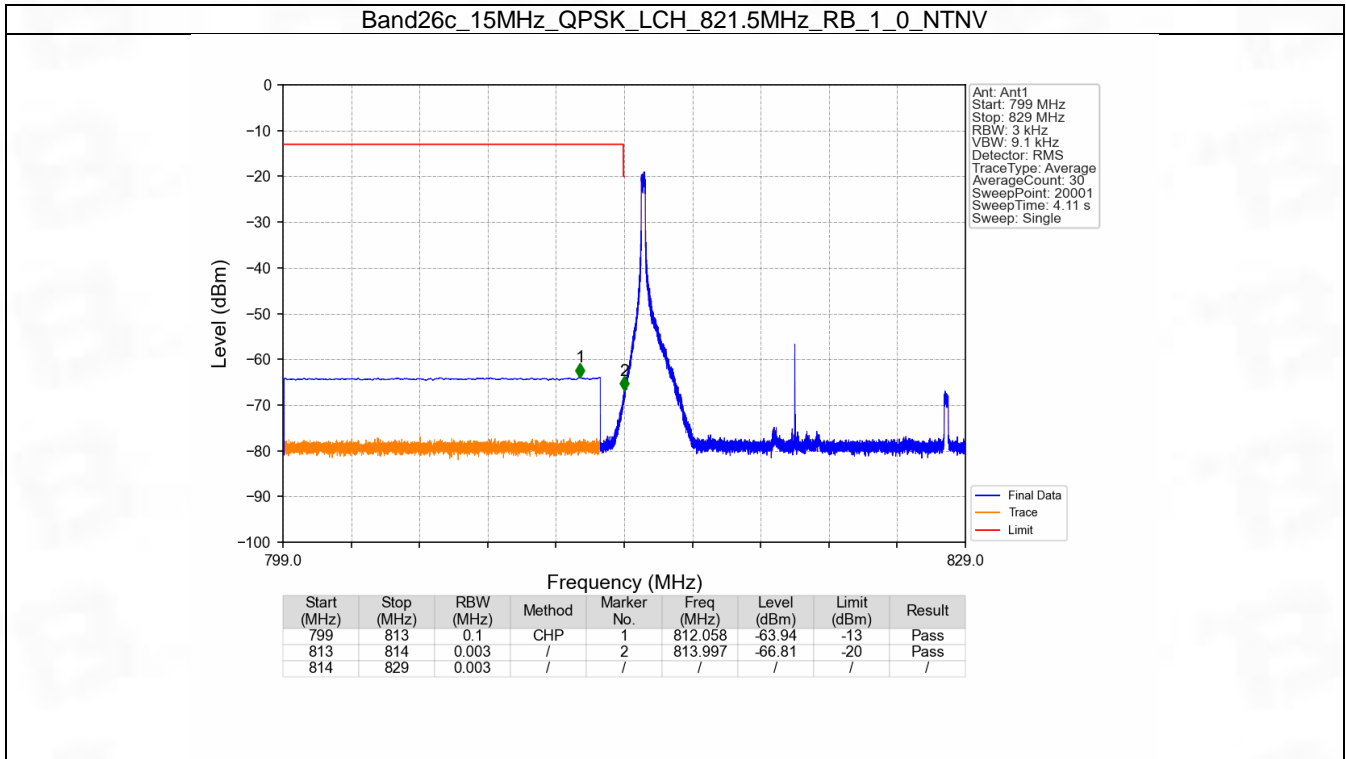
6. Spurious Emission

6.1 B26c_15MHz

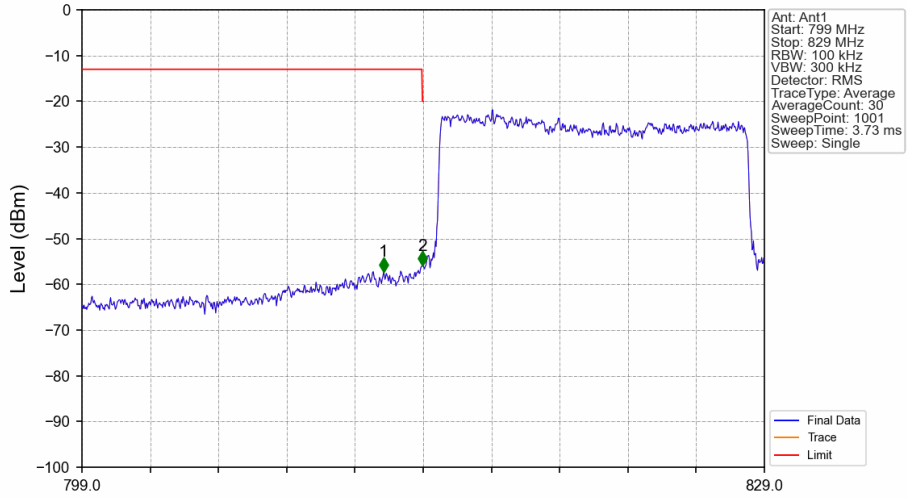
6.1.1 Test Result

Band: 26c / Bandwidth: 15MHz / NTN						
Modulation	Frequency (MHz)	RB Allocation		Spurious Emission		Verdict
		Size	Offset	Result	Limit	
QPSK	821.5	1	0	Refer To Test Graph		Pass
		75	0	Refer To Test Graph		Pass
	841.5	1	0	Refer To Test Graph		Pass
		1	74	Refer To Test Graph		Pass
		75	0	Refer To Test Graph		Pass
		75	0	Refer To Test Graph		Pass
16QAM	821.5	1	0	Refer To Test Graph		Pass
		75	0	Refer To Test Graph		Pass
	841.5	1	0	Refer To Test Graph		Pass
		1	74	Refer To Test Graph		Pass
		75	0	Refer To Test Graph		Pass
		75	0	Refer To Test Graph		Pass

6.1.2 Test Graph

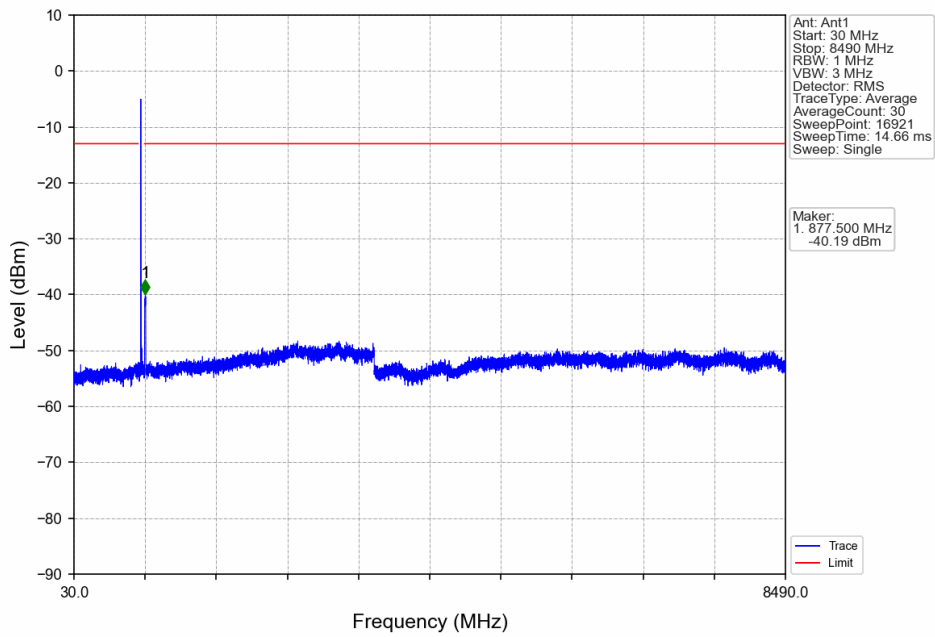


Band26c_15MHz_QPSK_LCH_821.5MHz_RB_75_0_NTNV

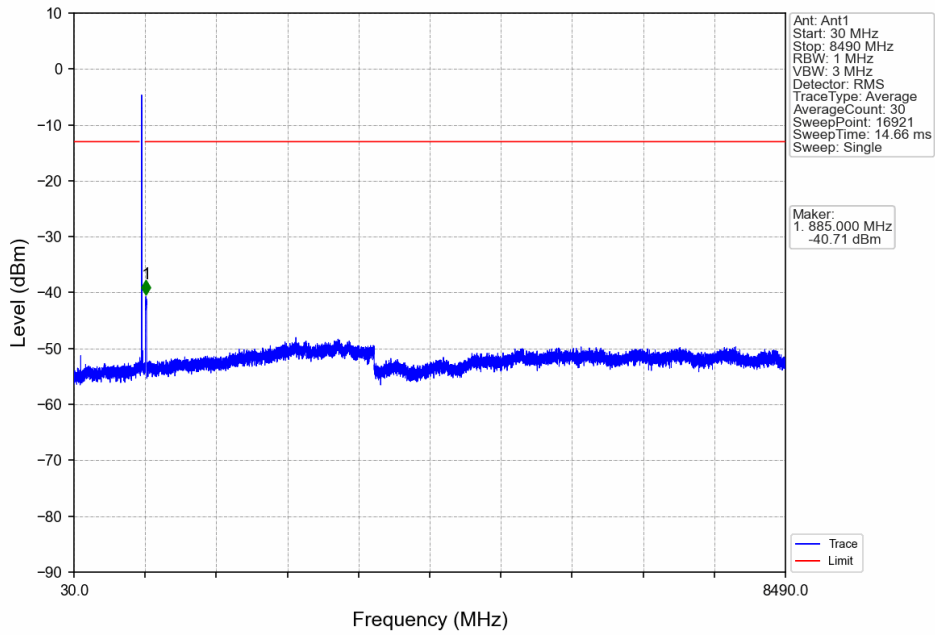


Start (MHz)	Stop (MHz)	RBW (MHz)	Method	Marker No.	Freq (MHz)	Level (dBm)	Limit (dBm)	Result
799	813	0.1	/	1	812.260	-57.23	-13	Pass
813	814	0.147	/	2	813.970	-55.87	-20	Pass
814	829	0.147	/	/	/	/	/	/

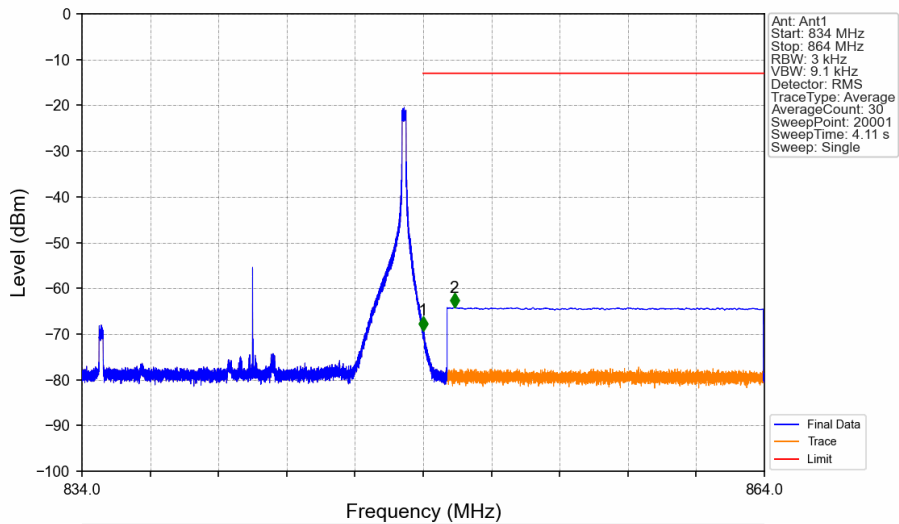
Band26c_15MHz_QPSK_MCH_831.5MHz_RB_1_0_NTNV



Band26c_15MHz_QPSK_HCH_841.5MHz_RB_1_0_NTNV

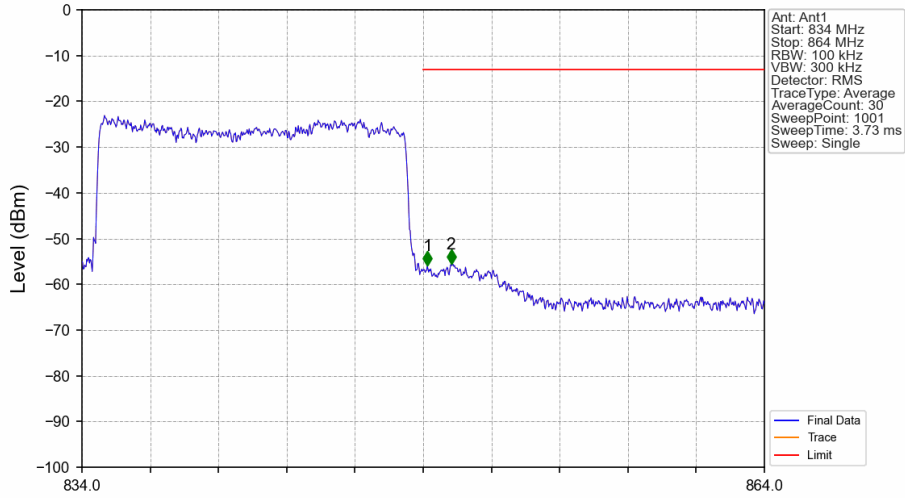


Band26c_15MHz_QPSK_HCH_841.5MHz_RB_1_74_NTNV



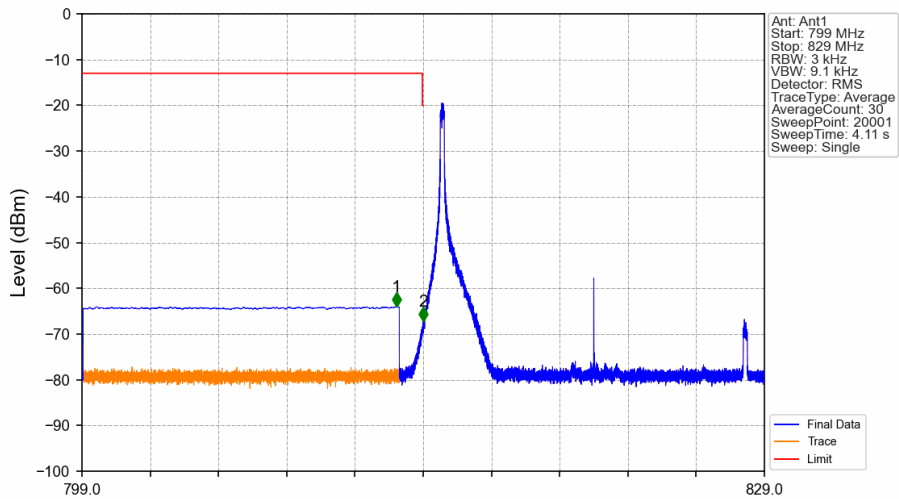
Start (MHz)	Stop (MHz)	RBW (MHz)	Method	Marker No.	Freq (MHz)	Level (dBm)	Limit (dBm)	Result
834	849	0.003	/	1	849.000	-69.23	-13	Pass
849	850	0.003	/	1	849.000	-69.23	-13	Pass
850	864	0.1	CHP	2	850.368	-64.17	-13	Pass

Band26c_15MHz_QPSK_HCH_841.5MHz_RB_75_0_NTNV



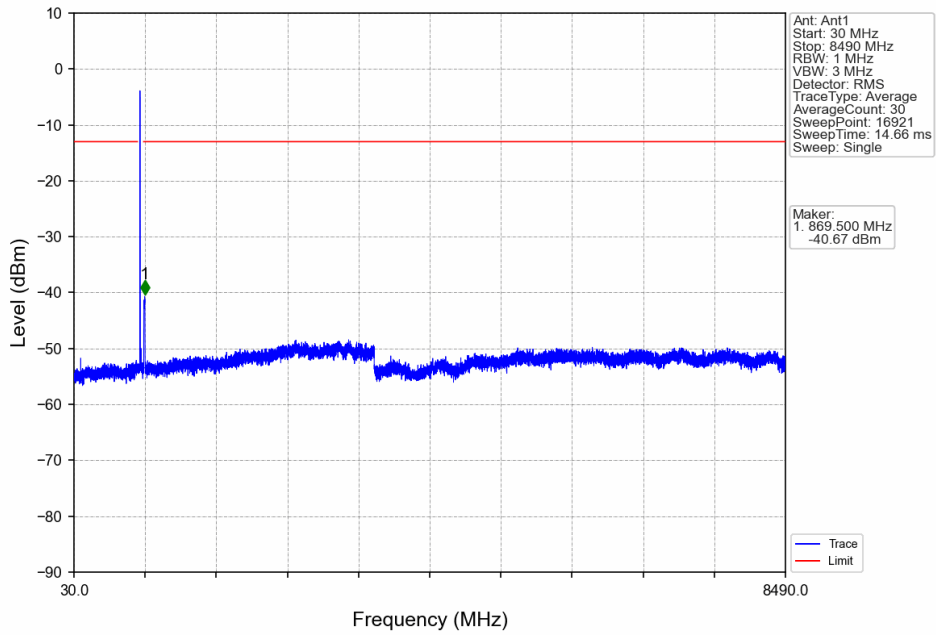
Start (MHz)	Stop (MHz)	RBW (MHz)	Method	Marker No.	Freq (MHz)	Level (dBm)	Limit (dBm)	Result
834	849	0.149	/	/	/	/	/	/
849	850	0.149	/	1	849.180	-55.95	-13	Pass
850	864	0.1	/	2	850.230	-55.59	-13	Pass

Band26c_15MHz_16QAM_LCH_821.5MHz_RB_1_0_NTNV

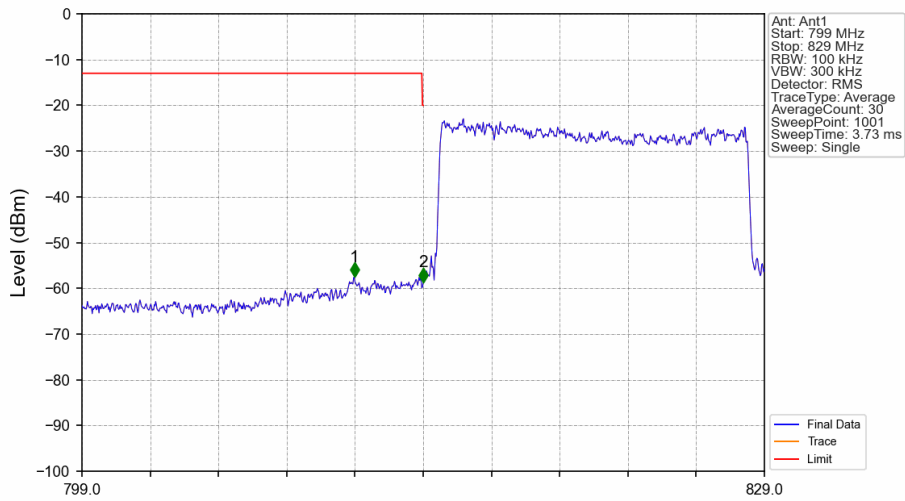


Start (MHz)	Stop (MHz)	RBW (MHz)	Method	Marker No.	Freq (MHz)	Level (dBm)	Limit (dBm)	Result
799	813	0.1	CHP	1	812.830	-64.02	-13	Pass
813	814	0.003	/	2	813.997	-67.16	-20	Pass
814	829	0.003	/	/	/	/	/	/

Band26c_15MHz_16QAM_LCH_821.5MHz_RB_1_0_NTNV

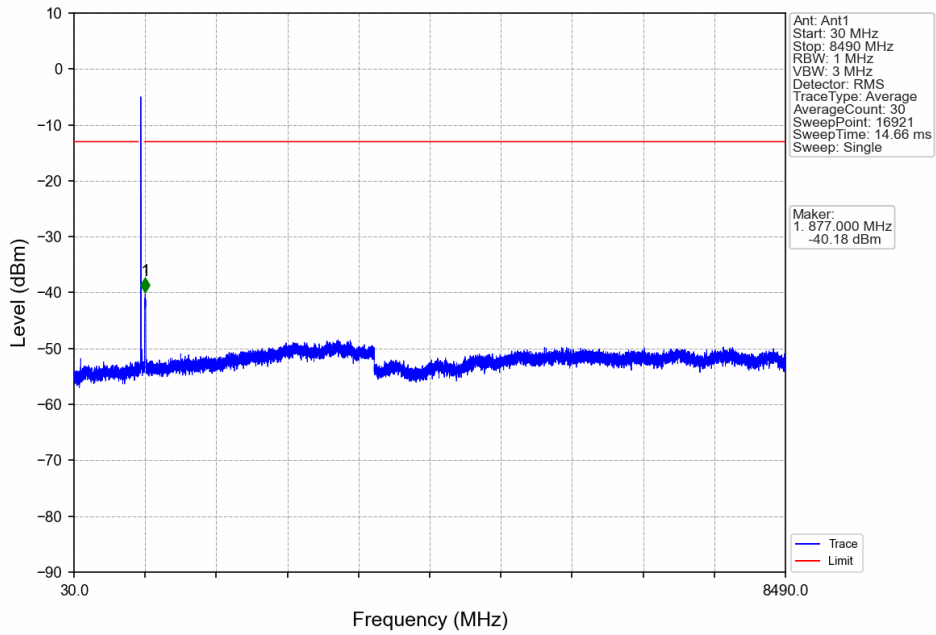


Band26c_15MHz_16QAM_LCH_821.5MHz_RB_75_0_NTNV

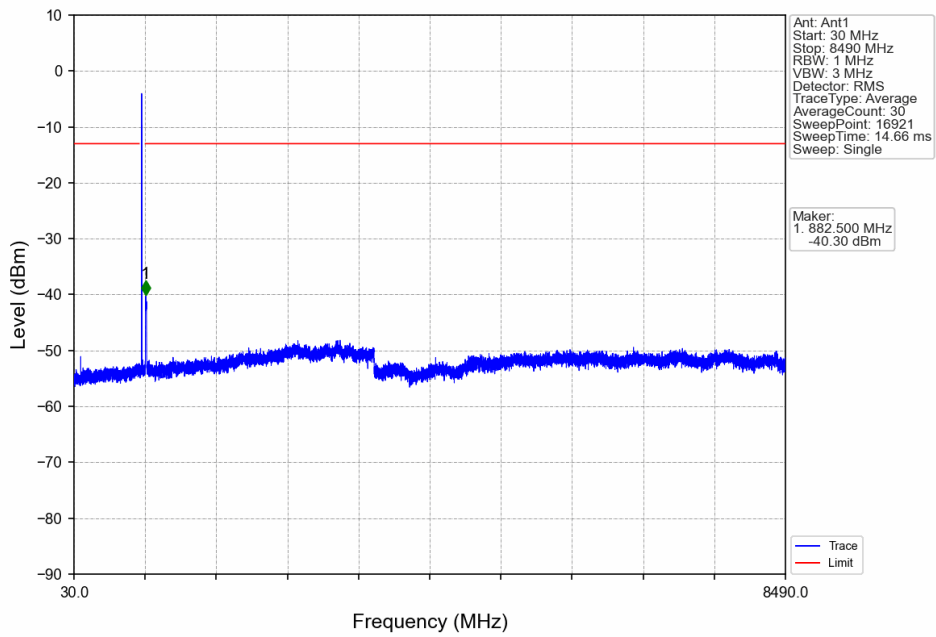


Start (MHz)	Stop (MHz)	RBW (MHz)	Method	Marker No.	Freq (MHz)	Level (dBm)	Limit (dBm)	Result
799	813	0.1	/	1	810.970	-57.56	-13	Pass
813	814	0.148	/	2	814.000	-58.64	-20	Pass
814	829	0.148	/	/	/	/	/	/

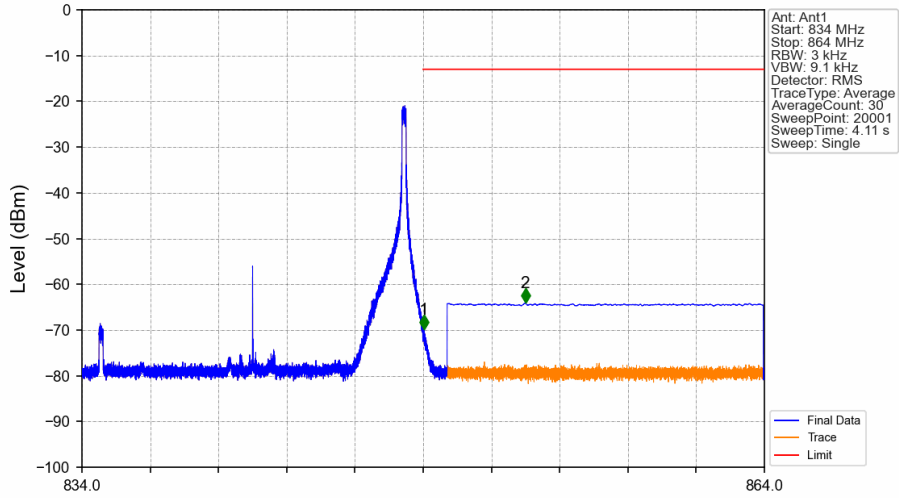
Band26c_15MHz_16QAM_MCH_831.5MHz_RB_1_0_NTNV



Band26c_15MHz_16QAM_HCH_841.5MHz_RB_1_0_NTNV

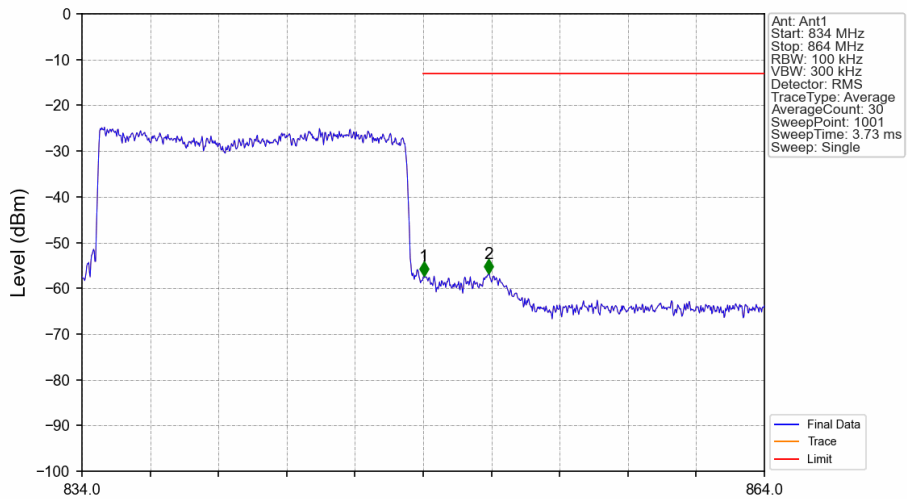


Band26c_15MHz_16QAM_HCH_841.5MHz_RB_1_74_NTNV



Start (MHz)	Stop (MHz)	RBW (MHz)	Method	Marker No.	Freq (MHz)	Level (dBm)	Limit (dBm)	Result
834	849	0.003	/	/	/	/	/	/
849	850	0.003	/	1	849.019	-69.83	-13	Pass
850	864	0.1	CHP	2	853.491	-64.09	-13	Pass

Band26c_15MHz_16QAM_HCH_841.5MHz_RB_75_0_NTNV



Start (MHz)	Stop (MHz)	RBW (MHz)	Method	Marker No.	Freq (MHz)	Level (dBm)	Limit (dBm)	Result
834	849	0.149	/	/	/	/	/	/
849	850	0.149	/	1	849.030	-57.30	-13	Pass
850	864	0.1	/	2	851.880	-56.80	-13	Pass

7. Form731

7.1 Form731_Power

7.1.1 Test Result

Band	BW	Lower Freq	High Freq	MAX Power (W)	Value	Hz/ppm	Emission Designator	Rule Parts	MAX Power (dBm)
26c	15	821.5	841.5	0.2061	0.0093	ppm	13M7G7D	/	23.14
26c	15	821.5	841.5	0.1618	0.0104	ppm	13M7W7D	/	22.09

7.2 Form731_ERP

7.2.1 Test Result

Band	BW	Lower Freq	High Freq	MAX Power (W)	Value	Hz/ppm	Emission Designator	Rule Parts	MAX Power (dBm)
26c	15	821.5	841.5	0.0693	0.0093	ppm	13M7G7D	/	18.41
26c	15	821.5	841.5	0.0545	0.0104	ppm	13M7W7D	/	17.36