

1. Effective (Isotropic) Radiated Power Output Data

1.1 B7_5MHz_EIRP

1.1.1 Test Result

Band: 7 / Bandwidth: 5MHz / NTNV										
Modulation	Frequency (MHz)	RB Allocation		Conducted Power (dBm)	Gain (dBi)	EIRP (dBm)		Verdict		
		Size	Offset			Result	Limit			
QPSK	2502.5	1	0	22.85	-0.88	21.97	<=33.01	Pass		
			13	22.96	-0.88	22.08	<=33.01	Pass		
			24	22.93	-0.88	22.05	<=33.01	Pass		
		12	0	21.91	-0.88	21.03	<=33.01	Pass		
			6	21.94	-0.88	21.06	<=33.01	Pass		
			13	21.87	-0.88	20.99	<=33.01	Pass		
		25	0	21.53	-0.88	20.65	<=33.01	Pass		
		2535	1	0	22.28	-0.88	21.40	<=33.01	Pass	
				13	22.47	-0.88	21.59	<=33.01	Pass	
	24			22.38	-0.88	21.50	<=33.01	Pass		
	12		0	21.35	-0.88	20.47	<=33.01	Pass		
			6	21.38	-0.88	20.50	<=33.01	Pass		
			13	21.38	-0.88	20.50	<=33.01	Pass		
	25		0	21.34	-0.88	20.46	<=33.01	Pass		
	2567.5		1	0	22.58	-0.88	21.70	<=33.01	Pass	
				13	22.73	-0.88	21.85	<=33.01	Pass	
		24		22.64	-0.88	21.76	<=33.01	Pass		
		12	0	21.57	-0.88	20.69	<=33.01	Pass		
			6	21.61	-0.88	20.73	<=33.01	Pass		
			13	21.61	-0.88	20.73	<=33.01	Pass		
		25	0	21.55	-0.88	20.67	<=33.01	Pass		
		16QAM	2502.5	1	0	21.58	-0.88	20.70	<=33.01	Pass
					13	21.67	-0.88	20.79	<=33.01	Pass
	24				21.58	-0.88	20.70	<=33.01	Pass	
12	0			20.38	-0.88	19.50	<=33.01	Pass		
	6			20.49	-0.88	19.61	<=33.01	Pass		
	13			20.43	-0.88	19.55	<=33.01	Pass		
25	0			20.39	-0.88	19.51	<=33.01	Pass		
2535	1			0	21.11	-0.88	20.23	<=33.01	Pass	
				13	21.24	-0.88	20.36	<=33.01	Pass	
			24	21.17	-0.88	20.29	<=33.01	Pass		
	12		0	20.33	-0.88	19.45	<=33.01	Pass		
			6	20.32	-0.88	19.44	<=33.01	Pass		
			13	20.33	-0.88	19.45	<=33.01	Pass		
	25		0	20.38	-0.88	19.50	<=33.01	Pass		
	2567.5		1	0	21.54	-0.88	20.66	<=33.01	Pass	
				13	21.67	-0.88	20.79	<=33.01	Pass	
24				21.62	-0.88	20.74	<=33.01	Pass		
12			0	20.42	-0.88	19.54	<=33.01	Pass		
			6	20.50	-0.88	19.62	<=33.01	Pass		
			13	20.50	-0.88	19.62	<=33.01	Pass		
25			0	20.50	-0.88	19.62	<=33.01	Pass		

Note1: EIRP=Conducted Power+Antenna Gain

1.2 B7_10MHz_EIRP

1.2.1 Test Result

Band: 7 / Bandwidth: 10MHz / NTNV									
Modulation	Frequency (MHz)	RB Allocation		Conducted Power (dBm)	Gain (dBi)	EIRP (dBm)		Verdict	
		Size	Offset			Result	Limit		
QPSK	2505	1	0	22.65	-0.88	21.77	<=33.01	Pass	
			25	22.78	-0.88	21.90	<=33.01	Pass	
			49	22.64	-0.88	21.76	<=33.01	Pass	
		25	0	21.57	-0.88	20.69	<=33.01	Pass	
			13	21.51	-0.88	20.63	<=33.01	Pass	
			25	21.55	-0.88	20.67	<=33.01	Pass	
	50	0	21.58	-0.88	20.70	<=33.01	Pass		
	2535	1	0	22.49	-0.88	21.61	<=33.01	Pass	
			25	22.57	-0.88	21.69	<=33.01	Pass	
			49	22.48	-0.88	21.60	<=33.01	Pass	
		25	0	21.41	-0.88	20.53	<=33.01	Pass	
			13	21.43	-0.88	20.55	<=33.01	Pass	
			25	21.48	-0.88	20.60	<=33.01	Pass	
		50	0	21.41	-0.88	20.53	<=33.01	Pass	
		2565	1	0	22.67	-0.88	21.79	<=33.01	Pass
				25	22.81	-0.88	21.93	<=33.01	Pass
	49			22.73	-0.88	21.85	<=33.01	Pass	
	25		0	21.59	-0.88	20.71	<=33.01	Pass	
			13	21.61	-0.88	20.73	<=33.01	Pass	
			25	21.60	-0.88	20.72	<=33.01	Pass	
	50	0	21.56	-0.88	20.68	<=33.01	Pass		
	16QAM	2505	1	0	21.56	-0.88	20.68	<=33.01	Pass
				25	21.67	-0.88	20.79	<=33.01	Pass
				49	21.54	-0.88	20.66	<=33.01	Pass
25			0	20.60	-0.88	19.72	<=33.01	Pass	
			13	20.57	-0.88	19.69	<=33.01	Pass	
			25	20.57	-0.88	19.69	<=33.01	Pass	
50		0	20.59	-0.88	19.71	<=33.01	Pass		
2535		1	0	21.59	-0.88	20.71	<=33.01	Pass	
			25	21.70	-0.88	20.82	<=33.01	Pass	
			49	21.59	-0.88	20.71	<=33.01	Pass	
		25	0	20.40	-0.88	19.52	<=33.01	Pass	
			13	20.39	-0.88	19.51	<=33.01	Pass	
			25	20.46	-0.88	19.58	<=33.01	Pass	
		50	0	20.40	-0.88	19.52	<=33.01	Pass	
		2565	1	0	22.02	-0.88	21.14	<=33.01	Pass
				25	22.06	-0.88	21.18	<=33.01	Pass
49				22.05	-0.88	21.17	<=33.01	Pass	
25			0	20.57	-0.88	19.69	<=33.01	Pass	
			13	20.59	-0.88	19.71	<=33.01	Pass	
			25	20.59	-0.88	19.71	<=33.01	Pass	
50		0	20.55	-0.88	19.67	<=33.01	Pass		

Note1: EIRP=Conducted Power+Antenna Gain

1.3 B7_15MHz_EIRP

1.3.1 Test Result

Band: 7 / Bandwidth: 15MHz / NTNV								
Modulation	Frequency (MHz)	RB Allocation		Conducted Power (dBm)	Gain (dBi)	EIRP (dBm)		Verdict
		Size	Offset			Result	Limit	
QPSK	2507.5	1	0	22.59	-0.88	21.71	<=33.01	Pass
			38	22.65	-0.88	21.77	<=33.01	Pass
			74	22.51	-0.88	21.63	<=33.01	Pass

		36	0	21.65	-0.88	20.77	<=33.01	Pass	
			18	21.62	-0.88	20.74	<=33.01	Pass	
			39	21.66	-0.88	20.78	<=33.01	Pass	
		75	0	21.61	-0.88	20.73	<=33.01	Pass	
			1	0	22.44	-0.88	21.56	<=33.01	Pass
				38	22.48	-0.88	21.60	<=33.01	Pass
		74		22.36	-0.88	21.48	<=33.01	Pass	
		36	0	21.54	-0.88	20.66	<=33.01	Pass	
			18	21.57	-0.88	20.69	<=33.01	Pass	
	39		21.56	-0.88	20.68	<=33.01	Pass		
	75	0	21.53	-0.88	20.65	<=33.01	Pass		
		1	0	22.48	-0.88	21.60	<=33.01	Pass	
			38	22.69	-0.88	21.81	<=33.01	Pass	
	74		22.60	-0.88	21.72	<=33.01	Pass		
	36	0	21.67	-0.88	20.79	<=33.01	Pass		
		18	21.74	-0.88	20.86	<=33.01	Pass		
		39	21.76	-0.88	20.88	<=33.01	Pass		
	75	0	21.68	-0.88	20.80	<=33.01	Pass		
		1	0	21.70	-0.88	20.82	<=33.01	Pass	
			38	21.79	-0.88	20.91	<=33.01	Pass	
	74		21.68	-0.88	20.80	<=33.01	Pass		
36	0	20.49	-0.88	19.61	<=33.01	Pass			
	18	20.55	-0.88	19.67	<=33.01	Pass			
	39	20.47	-0.88	19.59	<=33.01	Pass			
75	0	20.54	-0.88	19.66	<=33.01	Pass			
	1	0	21.52	-0.88	20.64	<=33.01	Pass		
		38	21.55	-0.88	20.67	<=33.01	Pass		
74		21.49	-0.88	20.61	<=33.01	Pass			
36	0	20.42	-0.88	19.54	<=33.01	Pass			
	18	20.48	-0.88	19.60	<=33.01	Pass			
	39	20.48	-0.88	19.60	<=33.01	Pass			
75	0	20.47	-0.88	19.59	<=33.01	Pass			
	1	0	21.92	-0.88	21.04	<=33.01	Pass		
		38	22.02	-0.88	21.14	<=33.01	Pass		
74		21.88	-0.88	21.00	<=33.01	Pass			
36	0	20.61	-0.88	19.73	<=33.01	Pass			
	18	20.68	-0.88	19.80	<=33.01	Pass			
	39	20.62	-0.88	19.74	<=33.01	Pass			
75	0	20.61	-0.88	19.73	<=33.01	Pass			

Note1: EIRP=Conducted Power+Antenna Gain

1.4 B7_20MHz_EIRP

1.4.1 Test Result

Band: 7 / Bandwidth: 20MHz / NTNV								
Modulation	Frequency (MHz)	RB Allocation		Conducted Power (dBm)	Gain (dBi)	EIRP (dBm)		Verdict
		Size	Offset			Result	Limit	
QPSK	2510	1	0	22.33	-0.88	21.45	<=33.01	Pass
			50	22.71	-0.88	21.83	<=33.01	Pass
			99	22.28	-0.88	21.40	<=33.01	Pass
		50	0	21.44	-0.88	20.56	<=33.01	Pass
			25	21.50	-0.88	20.62	<=33.01	Pass
			50	21.52	-0.88	20.64	<=33.01	Pass
	100	0	21.48	-0.88	20.60	<=33.01	Pass	
	2535	1	0	22.20	-0.88	21.32	<=33.01	Pass
			50	22.65	-0.88	21.77	<=33.01	Pass

		50	99	22.26	-0.88	21.38	<=33.01	Pass	
			0	21.34	-0.88	20.46	<=33.01	Pass	
			25	21.43	-0.88	20.55	<=33.01	Pass	
			50	21.41	-0.88	20.53	<=33.01	Pass	
			100	0	21.35	-0.88	20.47	<=33.01	Pass
	2560	1	0	22.28	-0.88	21.40	<=33.01	Pass	
			50	22.78	-0.88	21.90	<=33.01	Pass	
			99	22.47	-0.88	21.59	<=33.01	Pass	
		50	0	21.50	-0.88	20.62	<=33.01	Pass	
			25	21.52	-0.88	20.64	<=33.01	Pass	
			50	21.48	-0.88	20.60	<=33.01	Pass	
		100	0	21.52	-0.88	20.64	<=33.01	Pass	
		16QAM	2510	1	0	21.71	-0.88	20.83	<=33.01
	50				22.09	-0.88	21.21	<=33.01	Pass
	99				21.70	-0.88	20.82	<=33.01	Pass
50	0			20.38	-0.88	19.50	<=33.01	Pass	
	25			20.50	-0.88	19.62	<=33.01	Pass	
	50			20.51	-0.88	19.63	<=33.01	Pass	
100	0			20.48	-0.88	19.60	<=33.01	Pass	
2535	1			0	21.31	-0.88	20.43	<=33.01	Pass
				50	21.63	-0.88	20.75	<=33.01	Pass
			99	21.41	-0.88	20.53	<=33.01	Pass	
	50		0	20.29	-0.88	19.41	<=33.01	Pass	
			25	20.39	-0.88	19.51	<=33.01	Pass	
			50	20.40	-0.88	19.52	<=33.01	Pass	
100	0		20.33	-0.88	19.45	<=33.01	Pass		
2560	1		0	21.47	-0.88	20.59	<=33.01	Pass	
			50	21.91	-0.88	21.03	<=33.01	Pass	
			99	21.57	-0.88	20.69	<=33.01	Pass	
	50		0	20.49	-0.88	19.61	<=33.01	Pass	
			25	20.53	-0.88	19.65	<=33.01	Pass	
			50	20.47	-0.88	19.59	<=33.01	Pass	
	100		0	20.51	-0.88	19.63	<=33.01	Pass	

Note1: EIRP=Conducted Power+Antenna Gain

2. Frequency Stability

2.1 B7_5MHz

2.1.1 Test Result

Band: 7 / Bandwidth: 5MHz									
Modulation	Frequency (MHz)	RB Allocation		Temp. (°C)	Voltage (VDC)	Freq. Error (Hz)	Freq. vs. Rated (ppm)		Verdict
		Size	Offset				Result	Limit	
QPSK	2502.5	25	0	20	3.27	-11.430	-0.0046	-2.5 to 2.5	Pass
					3.85	-5.493	-0.0022	-2.5 to 2.5	Pass
					4.43	-12.245	-0.0049	-2.5 to 2.5	Pass
				-30	3.85	-4.678	-0.0019	-2.5 to 2.5	Pass
				-20	3.85	-6.123	-0.0024	-2.5 to 2.5	Pass
				-10	3.85	-6.080	-0.0024	-2.5 to 2.5	Pass
				0	3.85	-15.707	-0.0063	-2.5 to 2.5	Pass
				10	3.85	-10.786	-0.0043	-2.5 to 2.5	Pass
				30	3.85	-7.324	-0.0029	-2.5 to 2.5	Pass
				40	3.85	-2.747	-0.0011	-2.5 to 2.5	Pass
				50	3.85	-3.591	-0.0014	-2.5 to 2.5	Pass
				2535	25	0	20	3.27	0.958

					3.85	1.817	0.0007	-2.5 to 2.5	Pass
					4.43	5.078	0.0020	-2.5 to 2.5	Pass
				-30	3.85	-1.302	-0.0005	-2.5 to 2.5	Pass
				-20	3.85	4.220	0.0017	-2.5 to 2.5	Pass
				-10	3.85	-2.589	-0.0010	-2.5 to 2.5	Pass
				0	3.85	-6.437	-0.0025	-2.5 to 2.5	Pass
				10	3.85	-11.530	-0.0045	-2.5 to 2.5	Pass
				30	3.85	-10.672	-0.0042	-2.5 to 2.5	Pass
				40	3.85	-10.171	-0.0040	-2.5 to 2.5	Pass
	50	3.85	-10.057	-0.0040	-2.5 to 2.5	Pass			
	2567.5	25	0	20	3.27	-6.981	-0.0027	-2.5 to 2.5	Pass
					3.85	-7.882	-0.0031	-2.5 to 2.5	Pass
					4.43	-0.029	0.0000	-2.5 to 2.5	Pass
				-30	3.85	-3.963	-0.0015	-2.5 to 2.5	Pass
				-20	3.85	4.020	0.0016	-2.5 to 2.5	Pass
				-10	3.85	4.249	0.0017	-2.5 to 2.5	Pass
				0	3.85	-13.247	-0.0052	-2.5 to 2.5	Pass
				10	3.85	-11.659	-0.0045	-2.5 to 2.5	Pass
30				3.85	-1.774	-0.0007	-2.5 to 2.5	Pass	
40	3.85	-10.200	-0.0040	-2.5 to 2.5	Pass				
50	3.85	2.174	0.0008	-2.5 to 2.5	Pass				
16QAM	2502.5	25	0	20	3.27	-7.553	-0.0030	-2.5 to 2.5	Pass
					3.85	-14.791	-0.0059	-2.5 to 2.5	Pass
					4.43	-10.972	-0.0044	-2.5 to 2.5	Pass
				-30	3.85	-10.185	-0.0041	-2.5 to 2.5	Pass
				-20	3.85	-11.573	-0.0046	-2.5 to 2.5	Pass
				-10	3.85	0.515	0.0002	-2.5 to 2.5	Pass
				0	3.85	-0.186	-0.0001	-2.5 to 2.5	Pass
				10	3.85	-6.037	-0.0024	-2.5 to 2.5	Pass
				30	3.85	-2.117	-0.0008	-2.5 to 2.5	Pass
	40	3.85	-6.709	-0.0027	-2.5 to 2.5	Pass			
	50	3.85	-7.753	-0.0031	-2.5 to 2.5	Pass			
	2535	25	0	20	3.27	-16.680	-0.0066	-2.5 to 2.5	Pass
					3.85	-7.582	-0.0030	-2.5 to 2.5	Pass
					4.43	3.691	0.0015	-2.5 to 2.5	Pass
				-30	3.85	-1.345	-0.0005	-2.5 to 2.5	Pass
				-20	3.85	8.883	0.0035	-2.5 to 2.5	Pass
				-10	3.85	2.489	0.0010	-2.5 to 2.5	Pass
				0	3.85	-2.890	-0.0011	-2.5 to 2.5	Pass
10				3.85	-3.033	-0.0012	-2.5 to 2.5	Pass	
30				3.85	-1.917	-0.0008	-2.5 to 2.5	Pass	
40	3.85	-0.300	-0.0001	-2.5 to 2.5	Pass				
50	3.85	-4.621	-0.0018	-2.5 to 2.5	Pass				
2567.5	25	0	20	3.27	-6.938	-0.0027	-2.5 to 2.5	Pass	
				3.85	0.629	0.0002	-2.5 to 2.5	Pass	
				4.43	-6.151	-0.0024	-2.5 to 2.5	Pass	
			-30	3.85	-10.829	-0.0042	-2.5 to 2.5	Pass	
			-20	3.85	-1.173	-0.0005	-2.5 to 2.5	Pass	
			-10	3.85	-0.229	-0.0001	-2.5 to 2.5	Pass	
			0	3.85	-6.223	-0.0024	-2.5 to 2.5	Pass	
			10	3.85	-5.050	-0.0020	-2.5 to 2.5	Pass	
			30	3.85	-15.721	-0.0061	-2.5 to 2.5	Pass	
40	3.85	-3.276	-0.0013	-2.5 to 2.5	Pass				
50	3.85	-14.019	-0.0055	-2.5 to 2.5	Pass				

2.2 B7_10MHz

2.2.1 Test Result

Band: 7 / Bandwidth: 10MHz									
Modulation	Frequency (MHz)	RB Allocation		Temp. (°C)	Voltage (VDC)	Freq. Error (Hz)	Freq. vs. Rated (ppm)		Verdict
		Size	Offset				Result	Limit	
QPSK	2505	50	0	20	3.27	-3.018	-0.0012	-2.5 to 2.5	Pass
					3.85	4.406	0.0018	-2.5 to 2.5	Pass
					4.43	-2.289	-0.0009	-2.5 to 2.5	Pass
				-30	3.85	3.133	0.0013	-2.5 to 2.5	Pass
				-20	3.85	4.048	0.0016	-2.5 to 2.5	Pass
				-10	3.85	0.329	0.0001	-2.5 to 2.5	Pass
				0	3.85	-9.155	-0.0037	-2.5 to 2.5	Pass
				10	3.85	0.730	0.0003	-2.5 to 2.5	Pass
				30	3.85	-2.017	-0.0008	-2.5 to 2.5	Pass
	40	3.85	5.565	0.0022	-2.5 to 2.5	Pass			
	50	3.85	-0.701	-0.0003	-2.5 to 2.5	Pass			
	2535	50	0	20	3.27	-1.917	-0.0008	-2.5 to 2.5	Pass
					3.85	-6.452	-0.0025	-2.5 to 2.5	Pass
					4.43	-1.373	-0.0005	-2.5 to 2.5	Pass
				-30	3.85	-7.839	-0.0031	-2.5 to 2.5	Pass
				-20	3.85	-4.649	-0.0018	-2.5 to 2.5	Pass
				-10	3.85	-8.883	-0.0035	-2.5 to 2.5	Pass
				0	3.85	-2.003	-0.0008	-2.5 to 2.5	Pass
				10	3.85	-2.575	-0.0010	-2.5 to 2.5	Pass
				30	3.85	-1.760	-0.0007	-2.5 to 2.5	Pass
	40	3.85	7.882	0.0031	-2.5 to 2.5	Pass			
	50	3.85	-2.232	-0.0009	-2.5 to 2.5	Pass			
	2565	50	0	20	3.27	-9.055	-0.0035	-2.5 to 2.5	Pass
					3.85	0.114	0.0000	-2.5 to 2.5	Pass
					4.43	-11.373	-0.0044	-2.5 to 2.5	Pass
				-30	3.85	-3.276	-0.0013	-2.5 to 2.5	Pass
				-20	3.85	1.230	0.0005	-2.5 to 2.5	Pass
-10				3.85	0.744	0.0003	-2.5 to 2.5	Pass	
0				3.85	-0.944	-0.0004	-2.5 to 2.5	Pass	
10				3.85	0.830	0.0003	-2.5 to 2.5	Pass	
30				3.85	1.559	0.0006	-2.5 to 2.5	Pass	
40	3.85	1.202	0.0005	-2.5 to 2.5	Pass				
50	3.85	2.289	0.0009	-2.5 to 2.5	Pass				
16QAM	2505	50	0	20	3.27	2.632	0.0011	-2.5 to 2.5	Pass
					3.85	-3.533	-0.0014	-2.5 to 2.5	Pass
					4.43	-11.473	-0.0046	-2.5 to 2.5	Pass
				-30	3.85	-7.095	-0.0028	-2.5 to 2.5	Pass
				-20	3.85	-8.726	-0.0035	-2.5 to 2.5	Pass
				-10	3.85	-4.334	-0.0017	-2.5 to 2.5	Pass
				0	3.85	-6.394	-0.0026	-2.5 to 2.5	Pass
				10	3.85	-11.573	-0.0046	-2.5 to 2.5	Pass
				30	3.85	-5.364	-0.0021	-2.5 to 2.5	Pass
	40	3.85	-4.277	-0.0017	-2.5 to 2.5	Pass			
	50	3.85	-5.522	-0.0022	-2.5 to 2.5	Pass			
	2535	50	0	20	3.27	-0.644	-0.0003	-2.5 to 2.5	Pass
					3.85	3.905	0.0015	-2.5 to 2.5	Pass
					4.43	-0.973	-0.0004	-2.5 to 2.5	Pass
				-30	3.85	6.509	0.0026	-2.5 to 2.5	Pass
				-20	3.85	-1.745	-0.0007	-2.5 to 2.5	Pass
				-10	3.85	0.744	0.0003	-2.5 to 2.5	Pass
				0	3.85	-5.593	-0.0022	-2.5 to 2.5	Pass
10				3.85	2.818	0.0011	-2.5 to 2.5	Pass	
30				3.85	3.490	0.0014	-2.5 to 2.5	Pass	
40	3.85	-5.908	-0.0023	-2.5 to 2.5	Pass				

	2565	50	0	50	3.85	0.286	0.0001	-2.5 to 2.5	Pass
				20	3.27	2.747	0.0011	-2.5 to 2.5	Pass
					3.85	-0.901	-0.0004	-2.5 to 2.5	Pass
					4.43	-0.229	-0.0001	-2.5 to 2.5	Pass
				-30	3.85	-0.644	-0.0003	-2.5 to 2.5	Pass
				-20	3.85	10.099	0.0039	-2.5 to 2.5	Pass
				-10	3.85	-3.490	-0.0014	-2.5 to 2.5	Pass
				0	3.85	-6.108	-0.0024	-2.5 to 2.5	Pass
				10	3.85	-4.120	-0.0016	-2.5 to 2.5	Pass
				30	3.85	-9.584	-0.0037	-2.5 to 2.5	Pass
				40	3.85	-6.838	-0.0027	-2.5 to 2.5	Pass
				50	3.85	7.124	0.0028	-2.5 to 2.5	Pass

2.3 B7_15MHz

2.3.1 Test Result

Band: 7 / Bandwidth: 15MHz									
Modulation	Frequency (MHz)	RB Allocation		Temp. (°C)	Voltage (VDC)	Freq. Error (Hz)	Freq. vs. Rated (ppm)		Verdict
		Size	Offset				Result	Limit	
QPSK	2507.5	75	0	20	3.27	-4.892	-0.0020	-2.5 to 2.5	Pass
					3.85	-0.601	-0.0002	-2.5 to 2.5	Pass
					4.43	-3.347	-0.0013	-2.5 to 2.5	Pass
				-30	3.85	-6.924	-0.0028	-2.5 to 2.5	Pass
				-20	3.85	-0.372	-0.0001	-2.5 to 2.5	Pass
				-10	3.85	-8.855	-0.0035	-2.5 to 2.5	Pass
				0	3.85	-1.788	-0.0007	-2.5 to 2.5	Pass
				10	3.85	-5.379	-0.0021	-2.5 to 2.5	Pass
				30	3.85	-5.708	-0.0023	-2.5 to 2.5	Pass
				40	3.85	-2.389	-0.0010	-2.5 to 2.5	Pass
				50	3.85	-3.419	-0.0014	-2.5 to 2.5	Pass
				2535	75	0	20	3.27	-0.730
	3.85	4.435	0.0017					-2.5 to 2.5	Pass
	4.43	-2.961	-0.0012					-2.5 to 2.5	Pass
	-30	3.85	2.875				0.0011	-2.5 to 2.5	Pass
	-20	3.85	2.117				0.0008	-2.5 to 2.5	Pass
	-10	3.85	6.037				0.0024	-2.5 to 2.5	Pass
	0	3.85	4.978				0.0020	-2.5 to 2.5	Pass
	10	3.85	-1.760				-0.0007	-2.5 to 2.5	Pass
	30	3.85	6.552				0.0026	-2.5 to 2.5	Pass
	40	3.85	-4.377				-0.0017	-2.5 to 2.5	Pass
	50	3.85	-0.401				-0.0002	-2.5 to 2.5	Pass
	2562.5	75	0				20	3.27	-9.599
				3.85	-14.234	-0.0056		-2.5 to 2.5	Pass
				4.43	-2.604	-0.0010		-2.5 to 2.5	Pass
				-30	3.85	-4.692	-0.0018	-2.5 to 2.5	Pass
				-20	3.85	-4.535	-0.0018	-2.5 to 2.5	Pass
-10				3.85	-8.640	-0.0034	-2.5 to 2.5	Pass	
0				3.85	-16.165	-0.0063	-2.5 to 2.5	Pass	
10				3.85	-2.518	-0.0010	-2.5 to 2.5	Pass	
30				3.85	-13.461	-0.0053	-2.5 to 2.5	Pass	
40				3.85	-9.427	-0.0037	-2.5 to 2.5	Pass	
50				3.85	-4.163	-0.0016	-2.5 to 2.5	Pass	
16QAM				2507.5	75	0	20	3.27	-0.672
	3.85	-8.011	-0.0032					-2.5 to 2.5	Pass
	4.43	-3.862	-0.0015					-2.5 to 2.5	Pass
	-30	3.85	-8.898				-0.0035	-2.5 to 2.5	Pass

				-20	3.85	-4.220	-0.0017	-2.5 to 2.5	Pass			
				-10	3.85	-4.478	-0.0018	-2.5 to 2.5	Pass			
				0	3.85	-4.621	-0.0018	-2.5 to 2.5	Pass			
				10	3.85	-6.151	-0.0025	-2.5 to 2.5	Pass			
				30	3.85	-2.904	-0.0012	-2.5 to 2.5	Pass			
				40	3.85	-2.704	0.0011	-2.5 to 2.5	Pass			
				50	3.85	-10.557	-0.0042	-2.5 to 2.5	Pass			
	2535	75	0	20	3.27	1.001	0.0004	-2.5 to 2.5	Pass			
					3.85	2.933	0.0012	-2.5 to 2.5	Pass			
					4.43	-7.811	-0.0031	-2.5 to 2.5	Pass			
				-30	3.85	-10.600	-0.0042	-2.5 to 2.5	Pass			
				-20	3.85	-6.280	-0.0025	-2.5 to 2.5	Pass			
				-10	3.85	-8.068	-0.0032	-2.5 to 2.5	Pass			
				0	3.85	-3.934	-0.0016	-2.5 to 2.5	Pass			
				10	3.85	-11.230	-0.0044	-2.5 to 2.5	Pass			
				30	3.85	-8.898	-0.0035	-2.5 to 2.5	Pass			
				40	3.85	-2.689	-0.0011	-2.5 to 2.5	Pass			
				50	3.85	-15.707	-0.0062	-2.5 to 2.5	Pass			
				2562.5	75	0	20	3.27	0.772	0.0003	-2.5 to 2.5	Pass
								3.85	-1.988	-0.0008	-2.5 to 2.5	Pass
	4.43	-7.882	-0.0031					-2.5 to 2.5	Pass			
	-30	3.85	-4.091				-0.0016	-2.5 to 2.5	Pass			
	-20	3.85	-9.184				-0.0036	-2.5 to 2.5	Pass			
	-10	3.85	-8.225				-0.0032	-2.5 to 2.5	Pass			
	0	3.85	-2.160				-0.0008	-2.5 to 2.5	Pass			
	10	3.85	-3.519				-0.0014	-2.5 to 2.5	Pass			
	30	3.85	0.687				0.0003	-2.5 to 2.5	Pass			
	40	3.85	-5.136				-0.0020	-2.5 to 2.5	Pass			
	50	3.85	5.579				0.0022	-2.5 to 2.5	Pass			

2.4 B7_20MHz

2.4.1 Test Result

Band: 7 / Bandwidth: 20MHz												
Modulation	Frequency (MHz)	RB Allocation		Temp. (°C)	Voltage (VDC)	Freq. Error (Hz)	Freq. vs. Rated (ppm)		Verdict			
		Size	Offset				Result	Limit				
QPSK	2510	100	0	20	3.27	-6.680	-0.0027	-2.5 to 2.5	Pass			
					3.85	-12.631	-0.0050	-2.5 to 2.5	Pass			
					4.43	-11.902	-0.0047	-2.5 to 2.5	Pass			
				-30	3.85	-8.698	-0.0035	-2.5 to 2.5	Pass			
				-20	3.85	-0.200	-0.0001	-2.5 to 2.5	Pass			
				-10	3.85	-0.873	-0.0003	-2.5 to 2.5	Pass			
				0	3.85	-2.060	-0.0008	-2.5 to 2.5	Pass			
				10	3.85	-7.982	-0.0032	-2.5 to 2.5	Pass			
				30	3.85	-5.779	-0.0023	-2.5 to 2.5	Pass			
				40	3.85	-1.545	-0.0006	-2.5 to 2.5	Pass			
				50	3.85	-1.488	-0.0006	-2.5 to 2.5	Pass			
				2535	100	0	20	3.27	2.174	0.0009	-2.5 to 2.5	Pass
								3.85	-8.497	-0.0034	-2.5 to 2.5	Pass
	4.43	-3.791	-0.0015					-2.5 to 2.5	Pass			
	-30	3.85	-10.886				-0.0043	-2.5 to 2.5	Pass			
	-20	3.85	-3.490				-0.0014	-2.5 to 2.5	Pass			
	-10	3.85	-3.762				-0.0015	-2.5 to 2.5	Pass			
	0	3.85	-7.768				-0.0031	-2.5 to 2.5	Pass			
	10	3.85	-5.593	-0.0022	-2.5 to 2.5	Pass						
	30	3.85	3.104	0.0012	-2.5 to 2.5	Pass						

				40	3.85	-3.119	-0.0012	-2.5 to 2.5	Pass					
				50	3.85	-5.465	-0.0022	-2.5 to 2.5	Pass					
				20	3.85	3.27	-5.865	-0.0023	-2.5 to 2.5	Pass				
						4.43	-7.195	-0.0028	-2.5 to 2.5	Pass				
						3.85	-10.414	-0.0041	-2.5 to 2.5	Pass				
				-30	3.85	-7.896	-0.0031	-2.5 to 2.5	Pass					
				-20	3.85	-6.423	-0.0025	-2.5 to 2.5	Pass					
				-10	3.85	-8.068	-0.0032	-2.5 to 2.5	Pass					
				0	3.85	-1.774	-0.0007	-2.5 to 2.5	Pass					
				10	3.85	-1.745	-0.0007	-2.5 to 2.5	Pass					
				30	3.85	-10.858	-0.0042	-2.5 to 2.5	Pass					
				40	3.85	-4.048	-0.0016	-2.5 to 2.5	Pass					
				50	3.85	-2.861	-0.0011	-2.5 to 2.5	Pass					
				16QAM	2510	100	0	20	3.85	3.27	-0.901	-0.0004	-2.5 to 2.5	Pass
										4.43	-6.452	-0.0026	-2.5 to 2.5	Pass
										3.85	-5.250	-0.0021	-2.5 to 2.5	Pass
								-30	3.85	-1.831	-0.0007	-2.5 to 2.5	Pass	
								-20	3.85	-0.787	-0.0003	-2.5 to 2.5	Pass	
								-10	3.85	0.958	0.0004	-2.5 to 2.5	Pass	
								0	3.85	-3.448	-0.0014	-2.5 to 2.5	Pass	
10	3.85	-1.545	-0.0006					-2.5 to 2.5	Pass					
30	3.85	-13.947	-0.0056					-2.5 to 2.5	Pass					
40	3.85	-9.313	-0.0037					-2.5 to 2.5	Pass					
50	3.85	-1.373	-0.0005					-2.5 to 2.5	Pass					
2535	100	0	20					3.85	3.27	0.315	0.0001	-2.5 to 2.5	Pass	
									4.43	-1.645	-0.0006	-2.5 to 2.5	Pass	
				3.85	-2.046	-0.0008	-2.5 to 2.5		Pass					
			-30	3.85	10.099	0.0040	-2.5 to 2.5	Pass						
			-20	3.85	4.706	0.0019	-2.5 to 2.5	Pass						
			-10	3.85	-3.161	-0.0012	-2.5 to 2.5	Pass						
			0	3.85	-3.648	-0.0014	-2.5 to 2.5	Pass						
			10	3.85	-7.424	-0.0029	-2.5 to 2.5	Pass						
			30	3.85	1.974	0.0008	-2.5 to 2.5	Pass						
			40	3.85	-2.518	-0.0010	-2.5 to 2.5	Pass						
50	3.85	-3.304	-0.0013	-2.5 to 2.5	Pass									
2560	100	0	20	3.85	3.27	-8.569	-0.0033	-2.5 to 2.5	Pass					
					4.43	-9.685	-0.0038	-2.5 to 2.5	Pass					
					3.85	-10.729	-0.0042	-2.5 to 2.5	Pass					
			-30	3.85	-15.750	-0.0062	-2.5 to 2.5	Pass						
			-20	3.85	-10.028	-0.0039	-2.5 to 2.5	Pass						
			-10	3.85	-12.302	-0.0048	-2.5 to 2.5	Pass						
			0	3.85	-13.490	-0.0053	-2.5 to 2.5	Pass						
			10	3.85	-10.357	-0.0040	-2.5 to 2.5	Pass						
			30	3.85	-12.274	-0.0048	-2.5 to 2.5	Pass						
			40	3.85	-5.622	-0.0022	-2.5 to 2.5	Pass						
50	3.85	-3.133	-0.0012	-2.5 to 2.5	Pass									

3. Modulation Characteristics

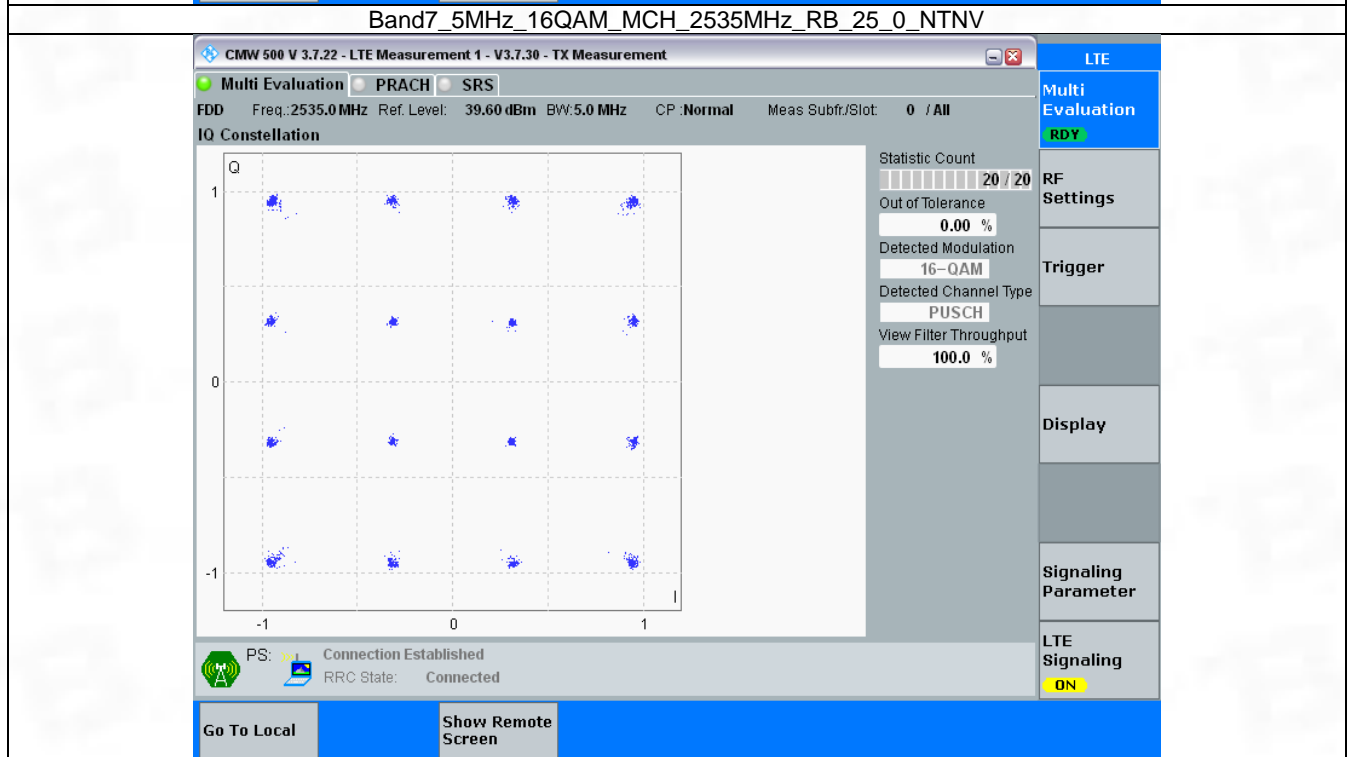
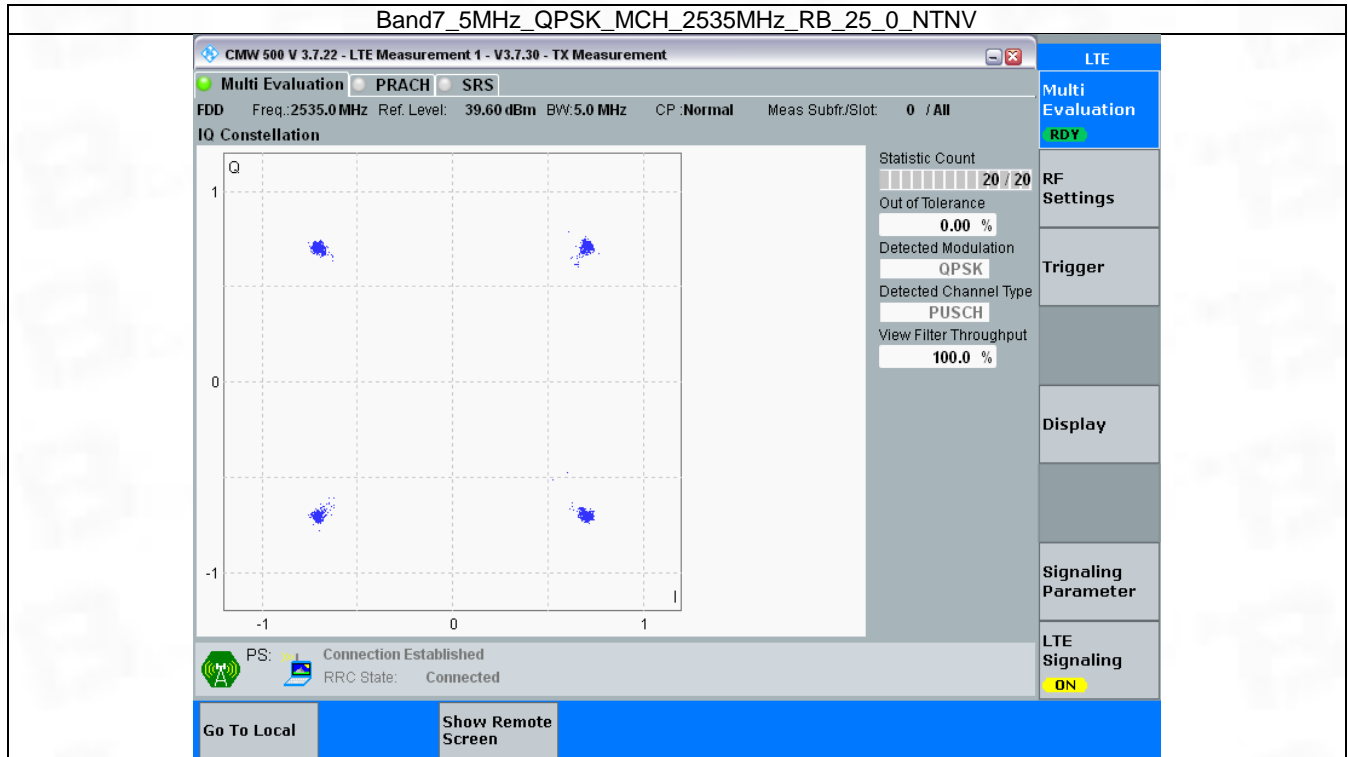
3.1 B7_5MHz

3.1.1 Test Result

Band: 7 / Bandwidth: 5MHz / NTN						
Modulation	Frequency (MHz)	RB Allocation		Modulation Characteristics		Verdict
		Size	Offset	Result	Limit	

QPSK	2535	25	0	Refer To Test Graph	Pass
16QAM	2535	25	0	Refer To Test Graph	Pass

3.1.2 Test Graph

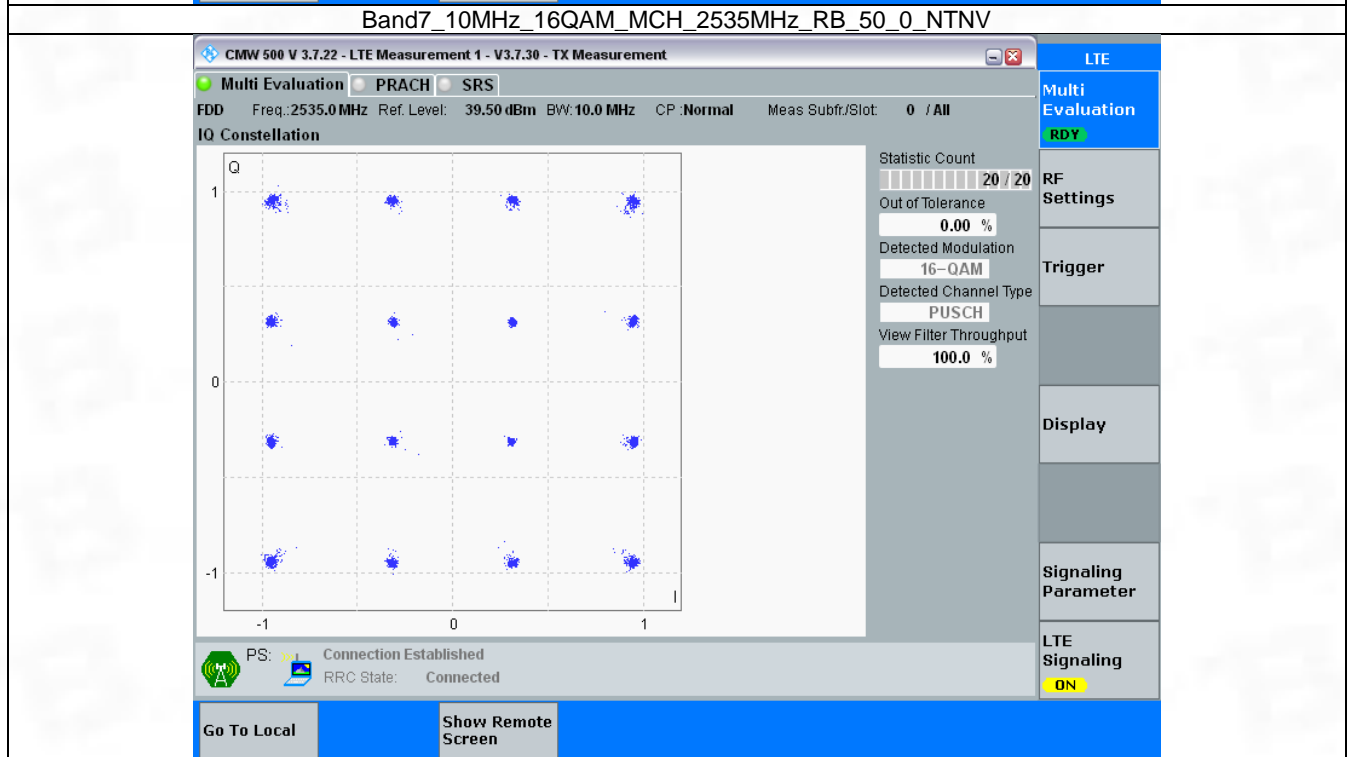
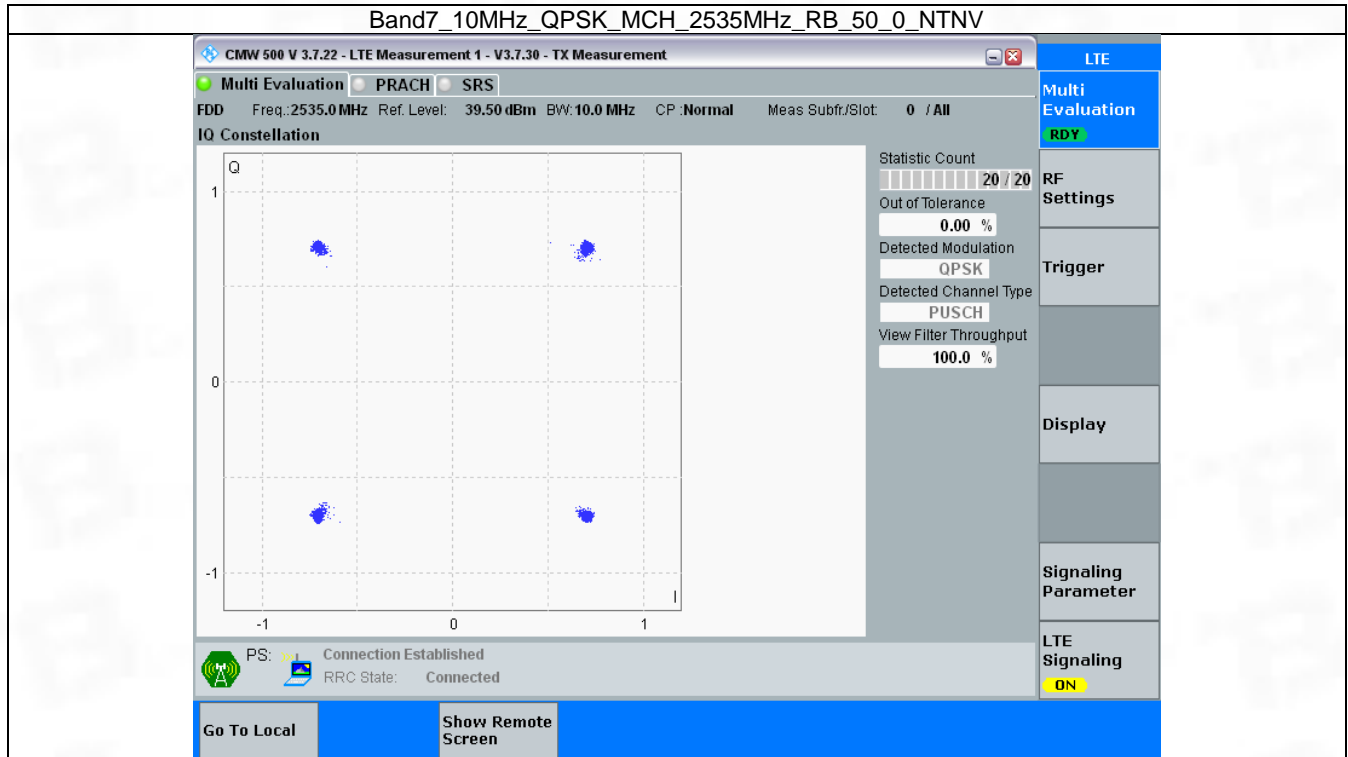


3.2 B7_10MHz

3.2.1 Test Result

Band: 7 / Bandwidth: 10MHz / NTV						
Modulation	Frequency (MHz)	RB Allocation		Modulation Characteristics		Verdict
		Size	Offset	Result	Limit	
QPSK	2535	50	0	Refer To Test Graph		Pass
16QAM	2535	50	0	Refer To Test Graph		Pass

3.2.2 Test Graph

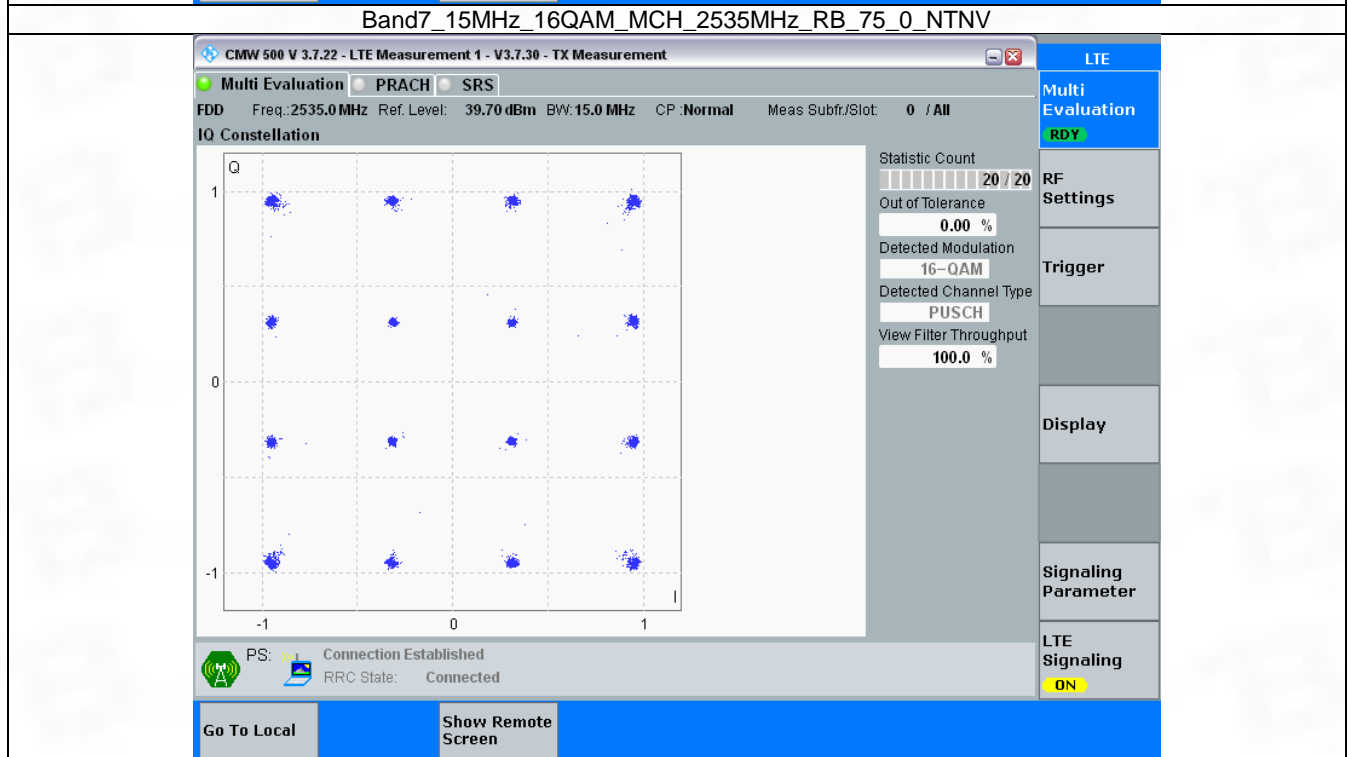
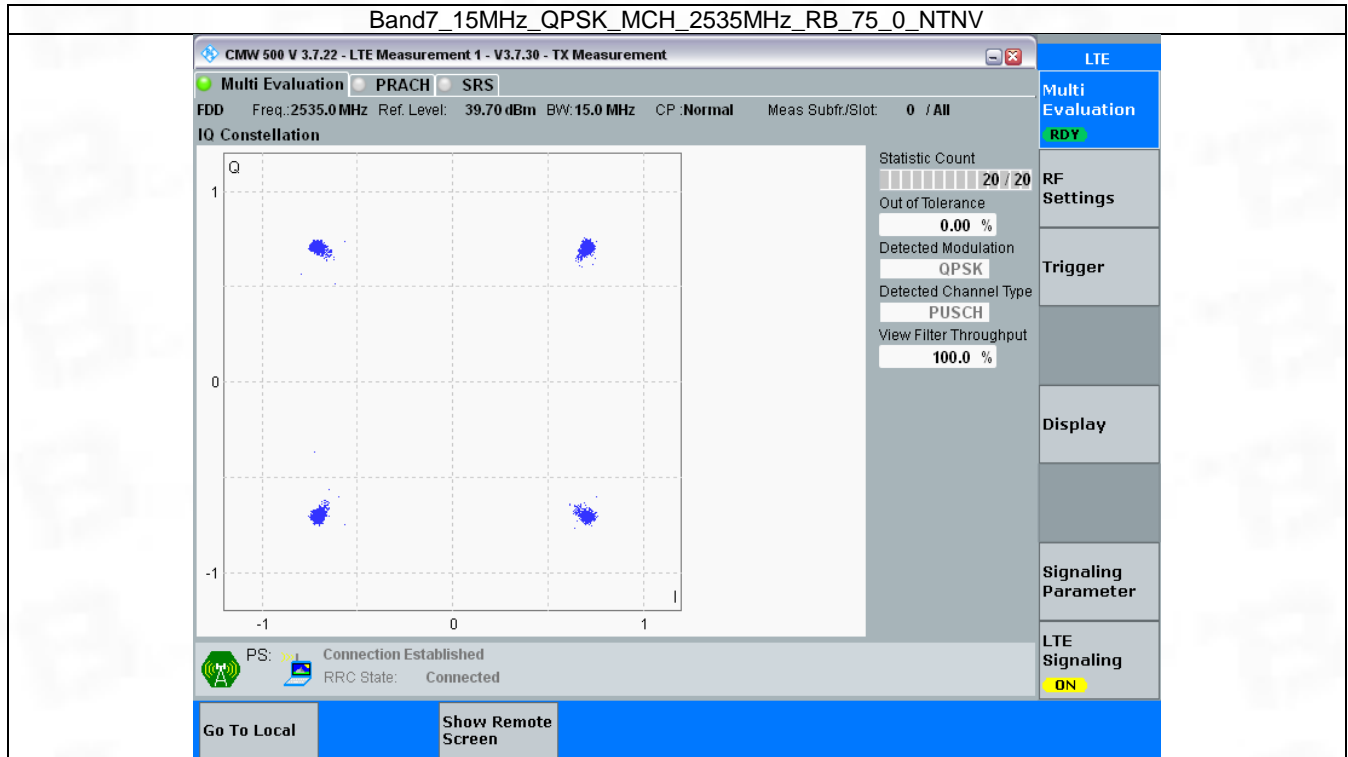


3.3 B7_15MHz

3.3.1 Test Result

Band: 7 / Bandwidth: 15MHz / NTV						
Modulation	Frequency (MHz)	RB Allocation		Modulation Characteristics		Verdict
		Size	Offset	Result	Limit	
QPSK	2535	75	0	Refer To Test Graph		Pass
16QAM	2535	75	0	Refer To Test Graph		Pass

3.3.2 Test Graph

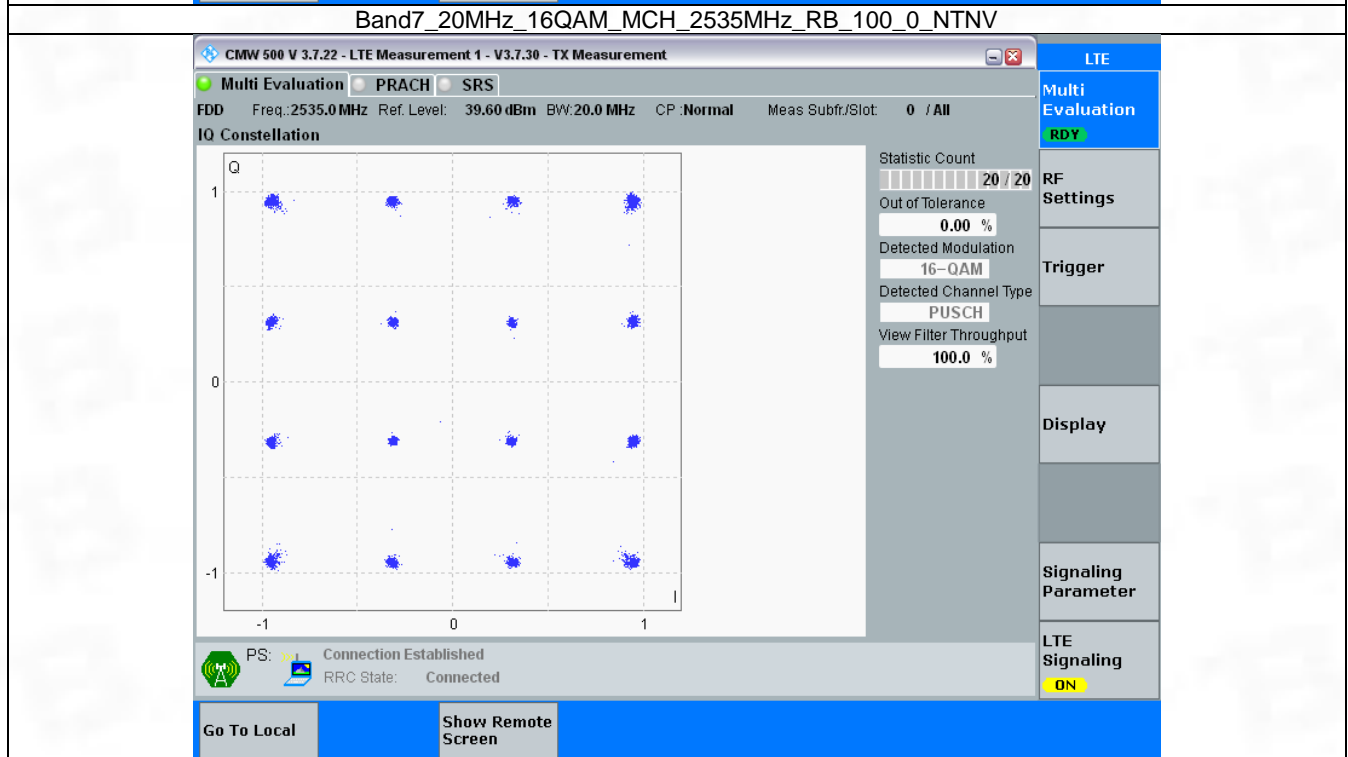
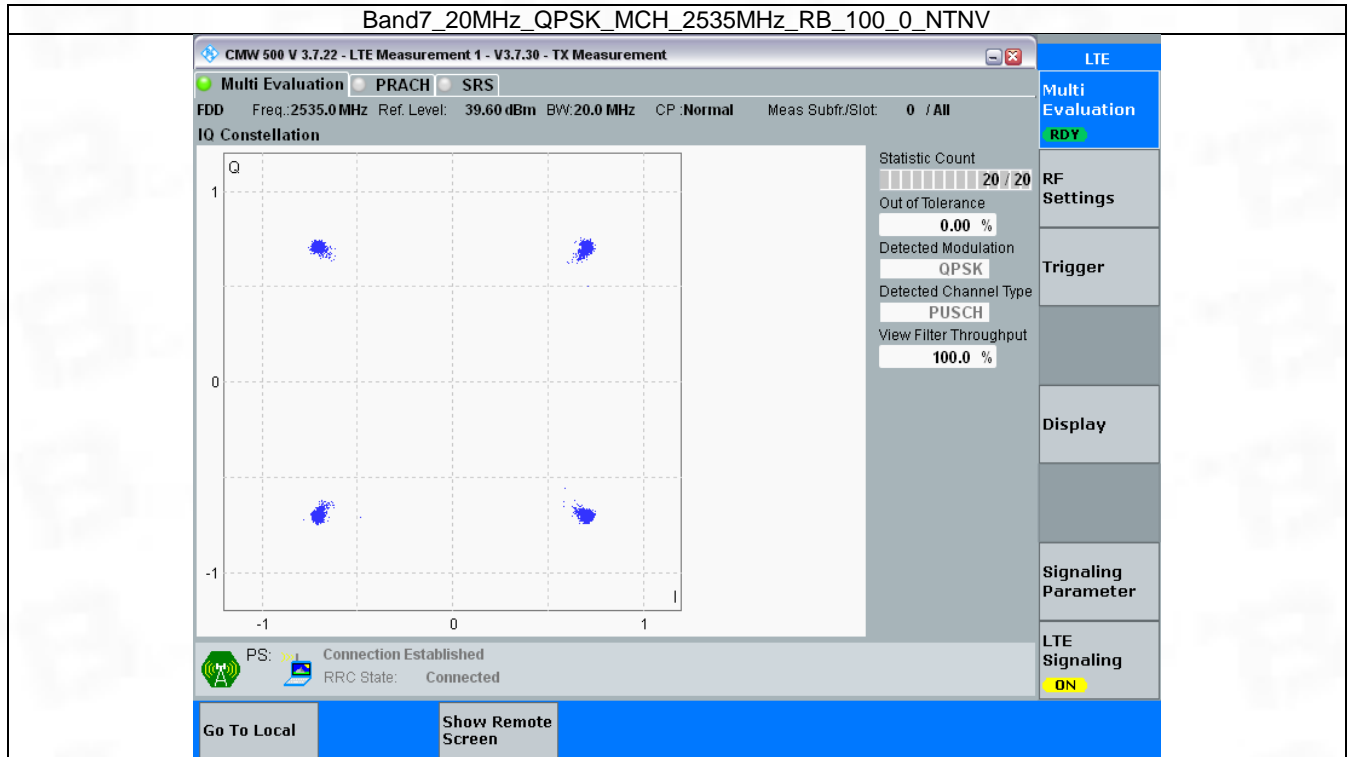


3.4 B7_20MHz

3.4.1 Test Result

Band: 7 / Bandwidth: 20MHz / NTV						
Modulation	Frequency (MHz)	RB Allocation		Modulation Characteristics		Verdict
		Size	Offset	Result	Limit	
QPSK	2535	100	0	Refer To Test Graph		Pass
16QAM	2535	100	0	Refer To Test Graph		Pass

3.4.2 Test Graph



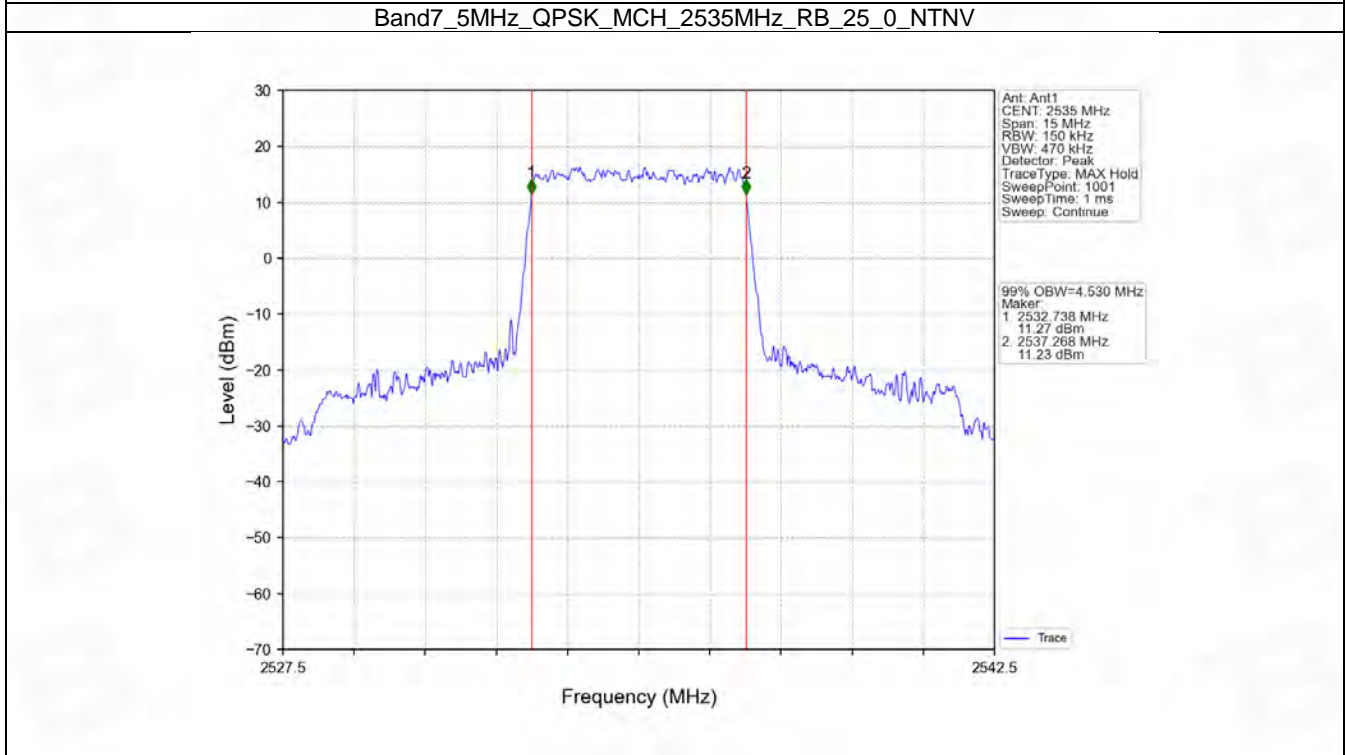
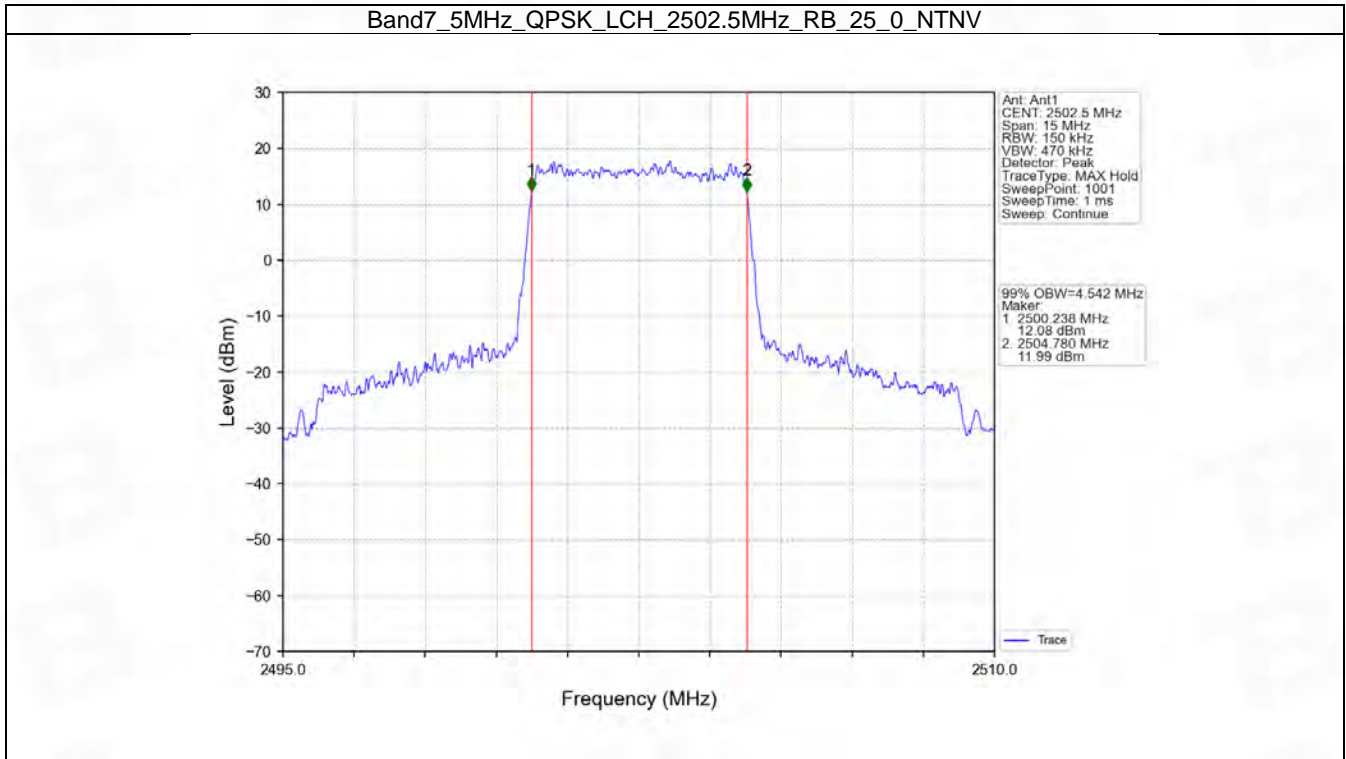
4. 99% & 26dB Bandwidth

4.1 Band7_OBW

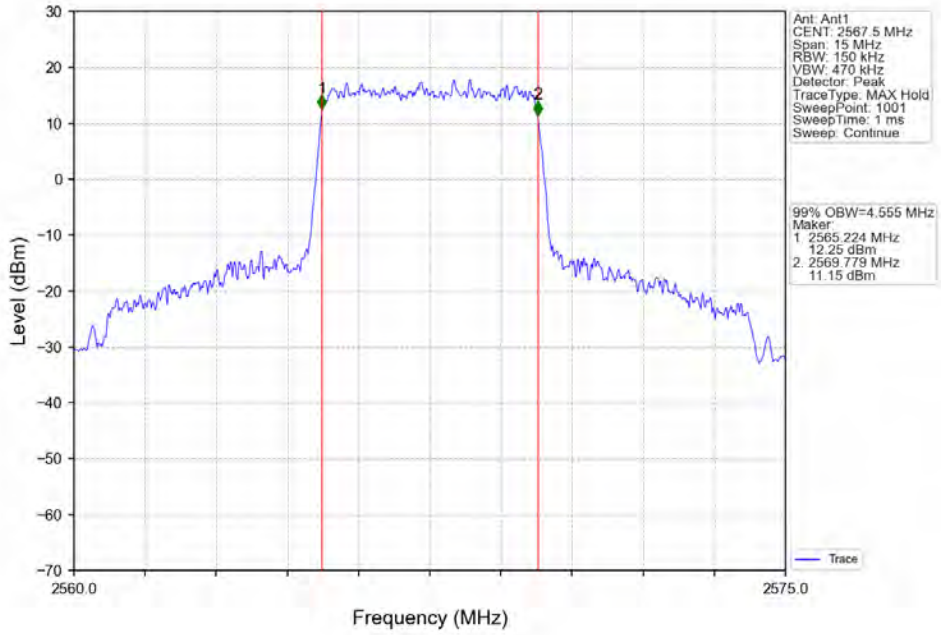
4.1.1 Test Result

Band: 7 / NTN							
Bandwidth (MHz)	Modulation	Frequency (MHz)	RB Allocation		99% Occupied Bandwidth (MHz)		Verdict
			Size	Offset	Result	Limit	
5	QPSK	2502.5	25	0	4.542	/	Pass
		2535	25	0	4.530	/	Pass
		2567.5	25	0	4.555	/	Pass
	16QAM	2502.5	25	0	4.552	/	Pass
		2535	25	0	4.551	/	Pass
		2567.5	25	0	4.524	/	Pass
10	QPSK	2505	50	0	9.081	/	Pass
		2535	50	0	9.043	/	Pass
		2565	50	0	9.080	/	Pass
	16QAM	2505	50	0	9.058	/	Pass
		2535	50	0	9.055	/	Pass
		2565	50	0	9.062	/	Pass
15	QPSK	2507.5	75	0	13.591	/	Pass
		2535	75	0	13.563	/	Pass
		2562.5	75	0	13.577	/	Pass
	16QAM	2507.5	75	0	13.619	/	Pass
		2535	75	0	13.623	/	Pass
		2562.5	75	0	13.587	/	Pass
20	QPSK	2510	100	0	18.129	/	Pass
		2535	100	0	18.133	/	Pass
		2560	100	0	18.065	/	Pass
	16QAM	2510	100	0	18.108	/	Pass
		2535	100	0	18.064	/	Pass
		2560	100	0	18.194	/	Pass

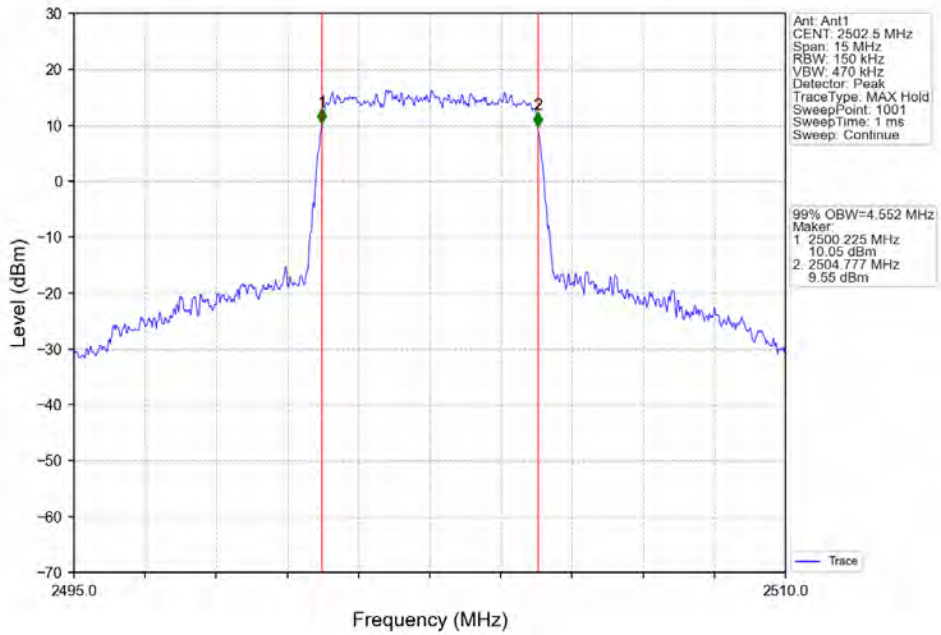
4.1.2 Test Graph



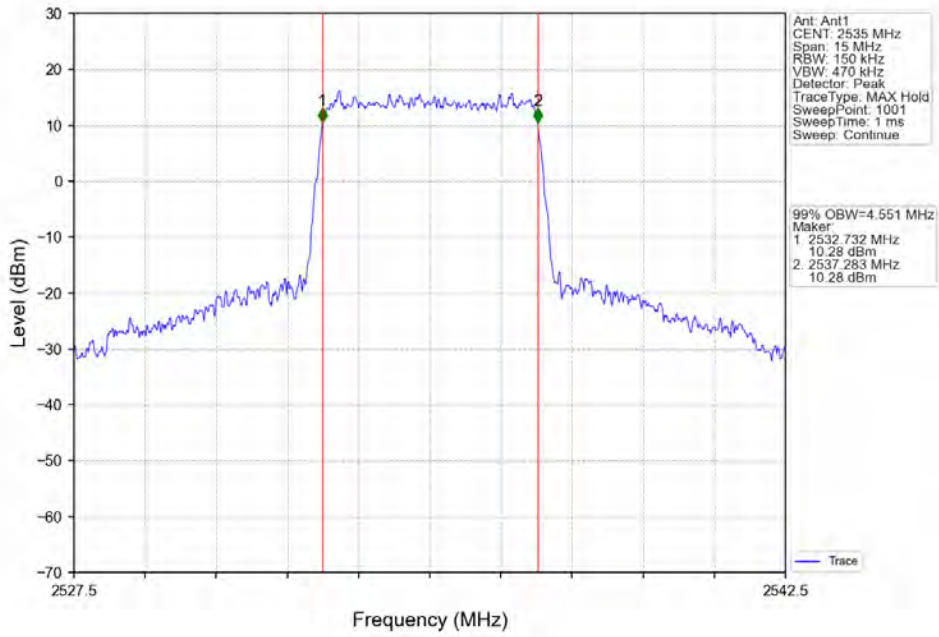
Band7_5MHz_QPSK_HCH_2567.5MHz_RB_25_0_NTNV



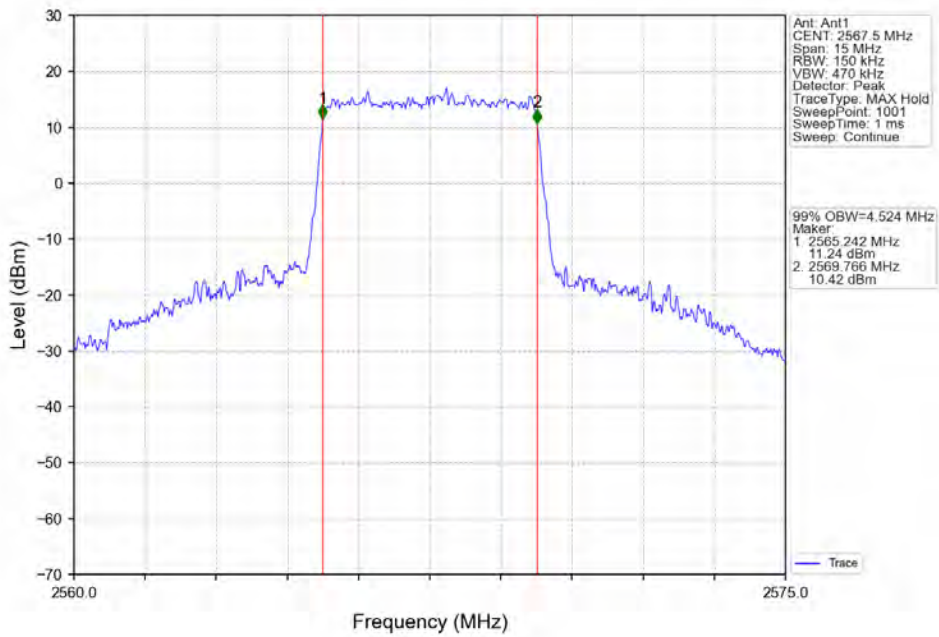
Band7_5MHz_16QAM_LCH_2502.5MHz_RB_25_0_NTNV



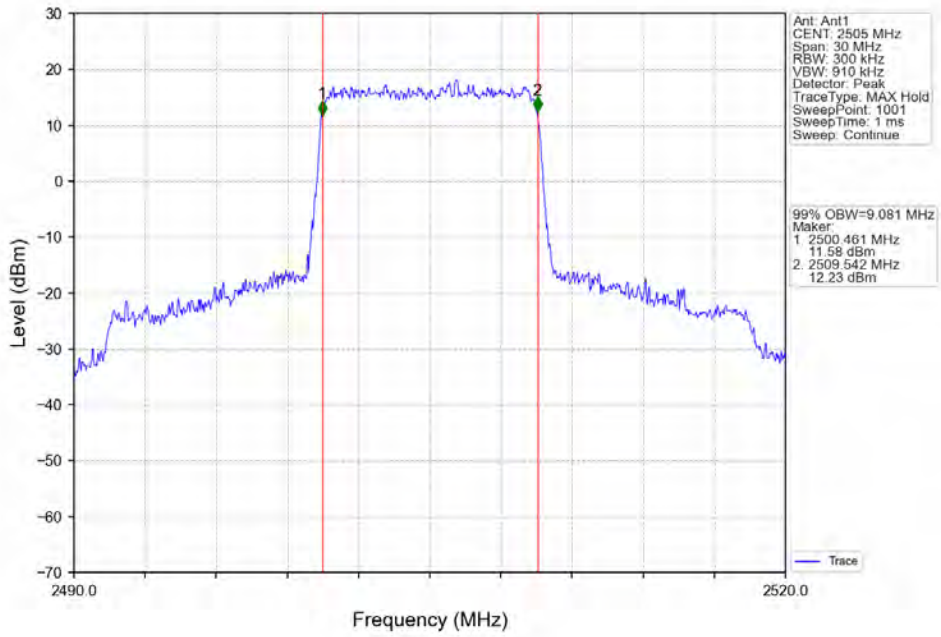
Band7_5MHz_16QAM_MCH_2535MHz_RB_25_0_NTNV



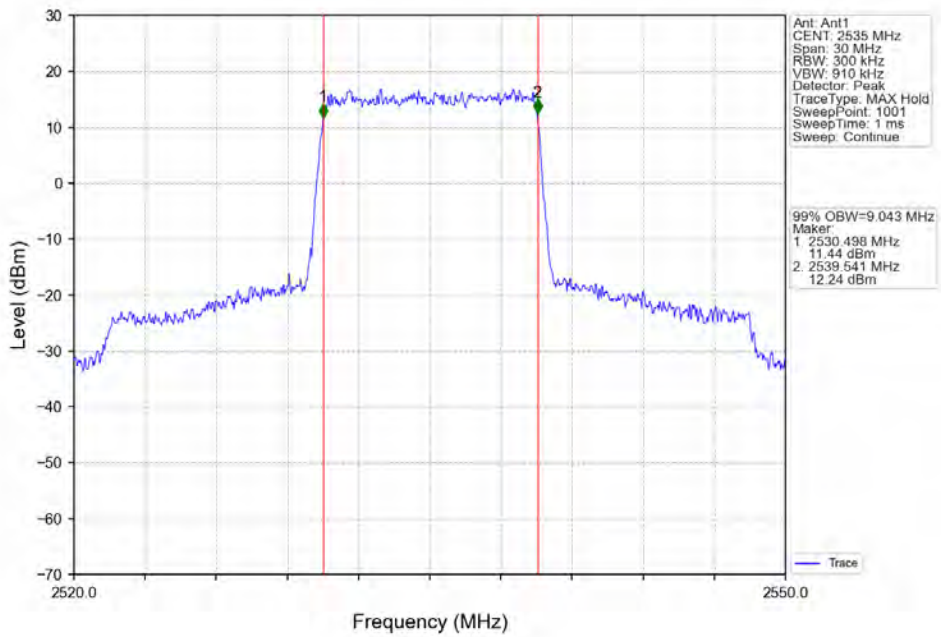
Band7_5MHz_16QAM_HCH_2567.5MHz_RB_25_0_NTNV



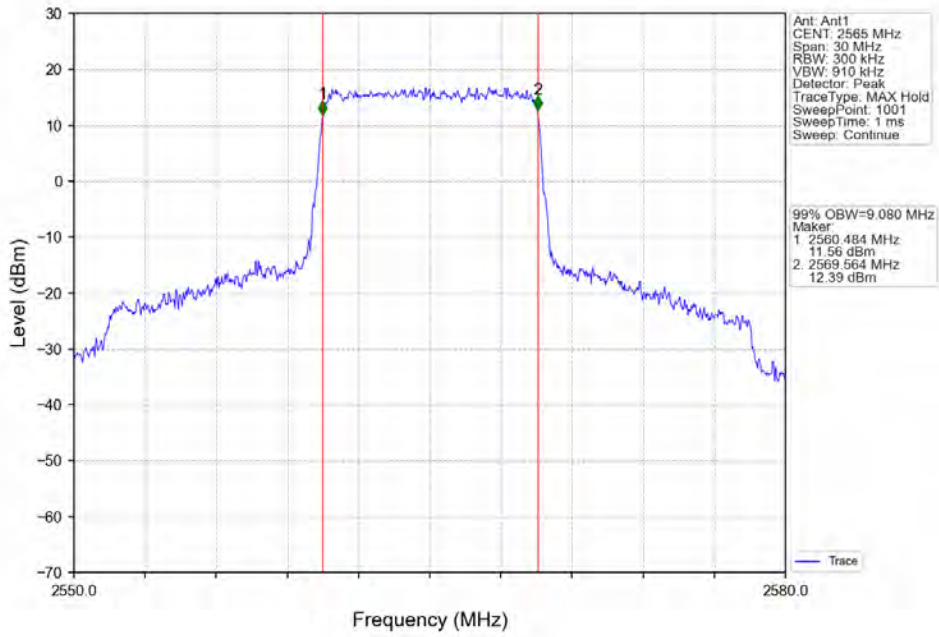
Band7_10MHz_QPSK_LCH_2505MHz_RB_50_0_NTNV



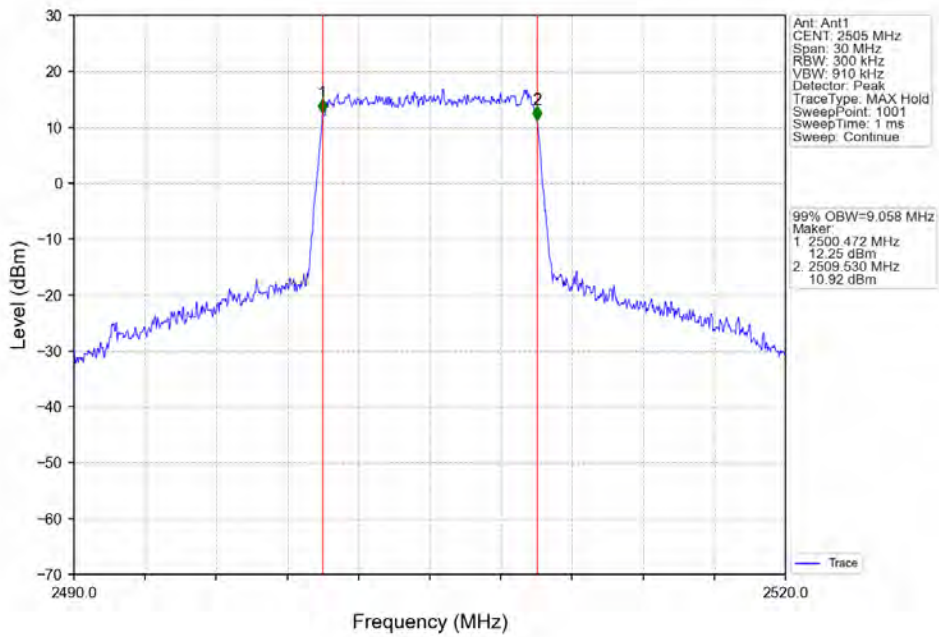
Band7_10MHz_QPSK_MCH_2535MHz_RB_50_0_NTNV



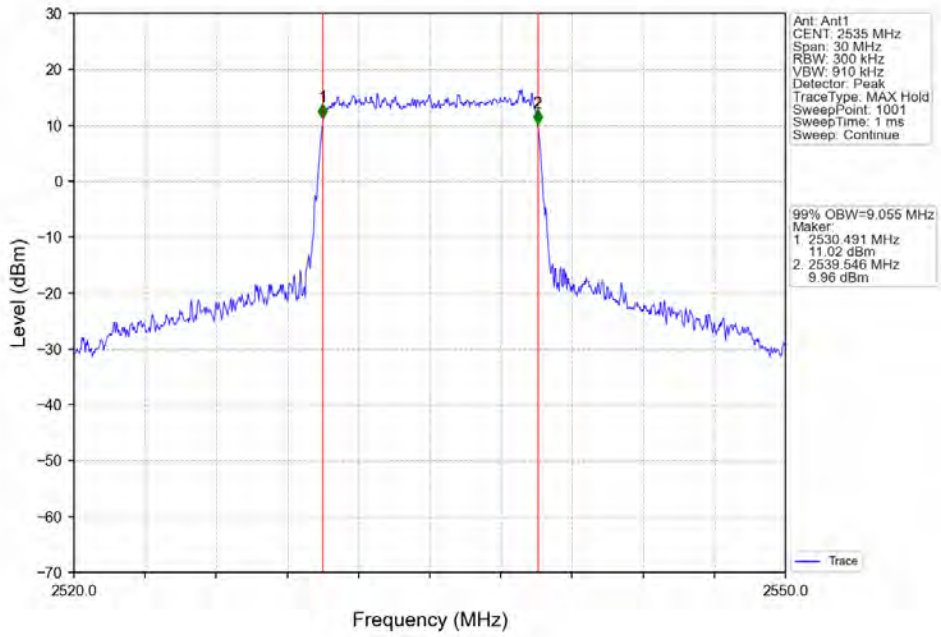
Band7_10MHz_QPSK_HCH_2565MHz_RB_50_0_NTNV



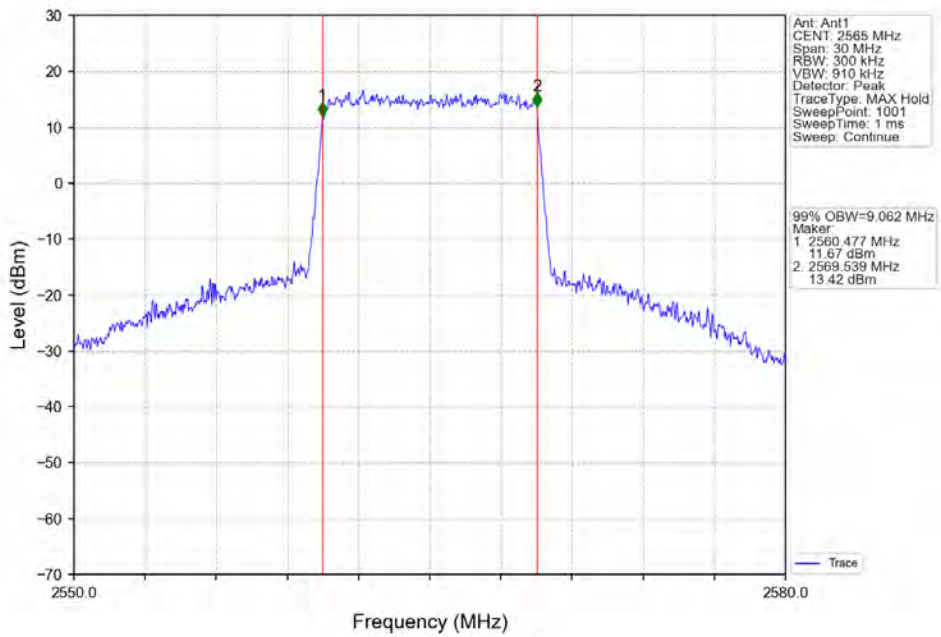
Band7_10MHz_16QAM_LCH_2505MHz_RB_50_0_NTNV



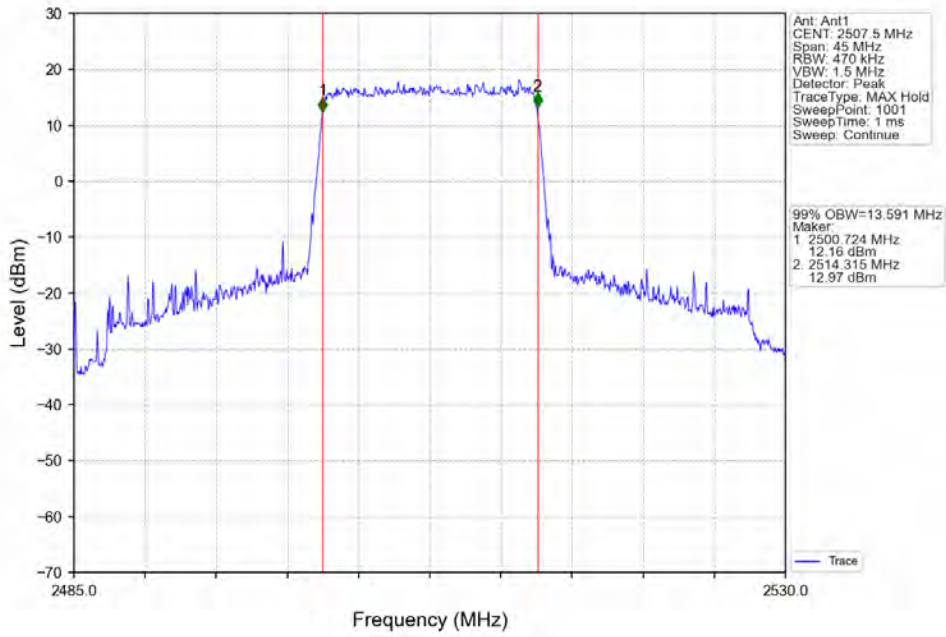
Band7_10MHz_16QAM_MCH_2535MHz_RB_50_0_NTNV



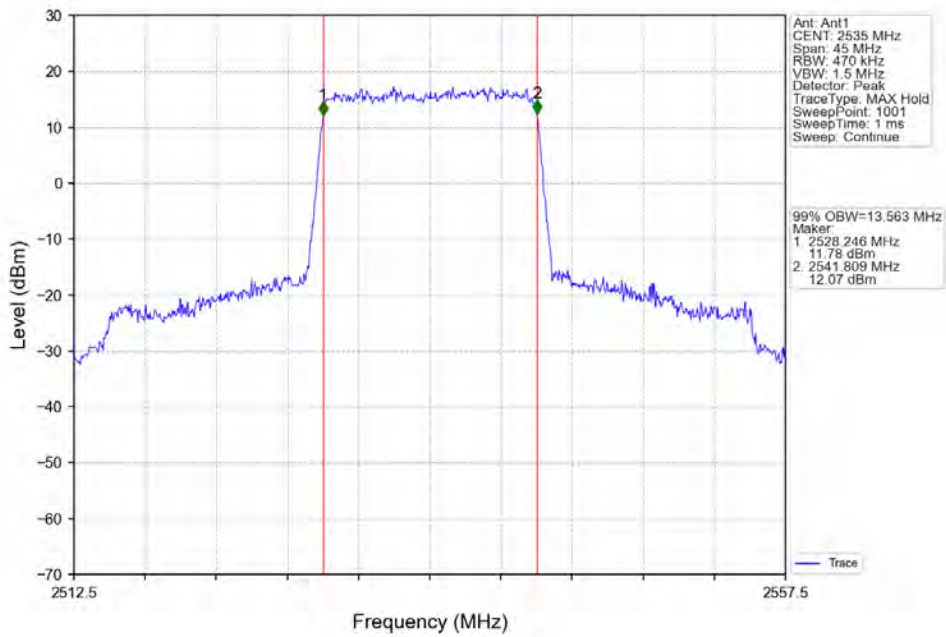
Band7_10MHz_16QAM_HCH_2565MHz_RB_50_0_NTNV



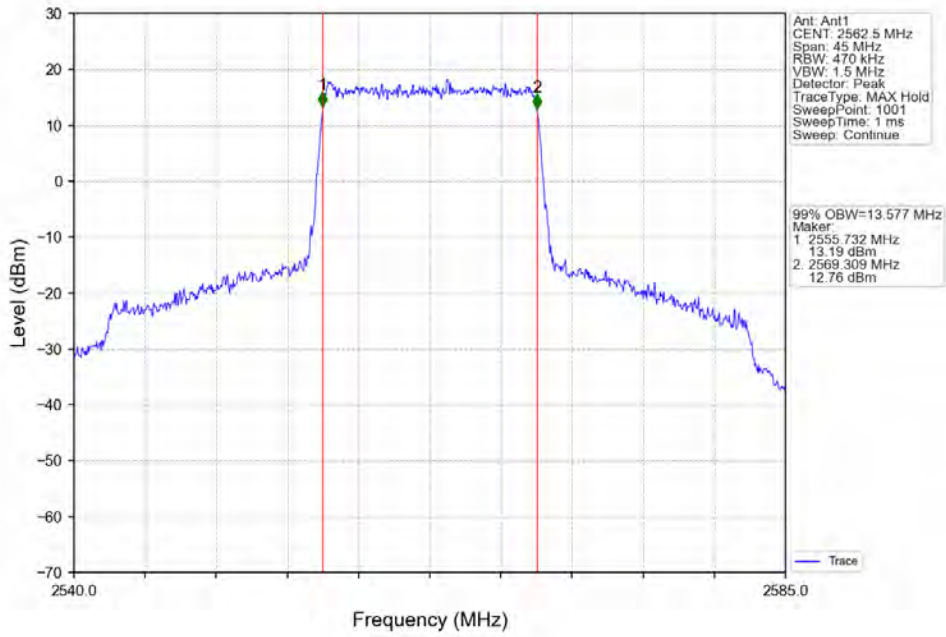
Band7_15MHz_QPSK_LCH_2507.5MHz_RB_75_0_NTNV



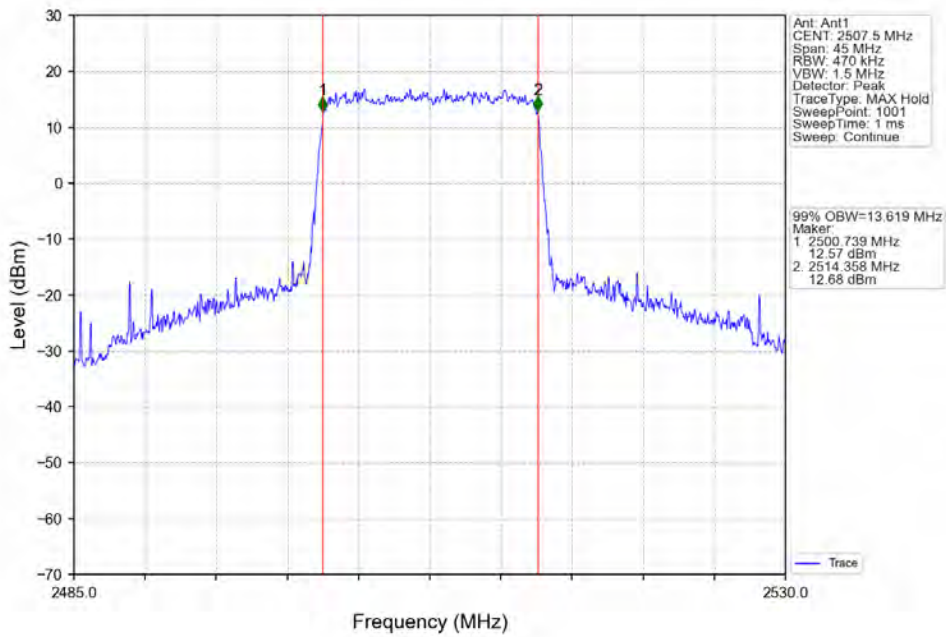
Band7_15MHz_QPSK_MCH_2535MHz_RB_75_0_NTNV



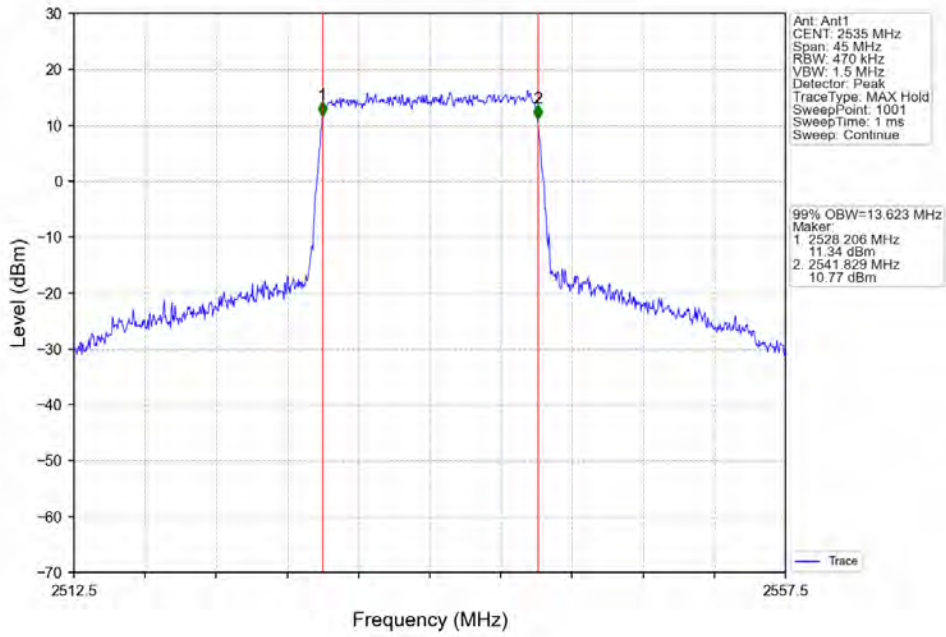
Band7_15MHz_QPSK_HCH_2562.5MHz_RB_75_0_NTNV



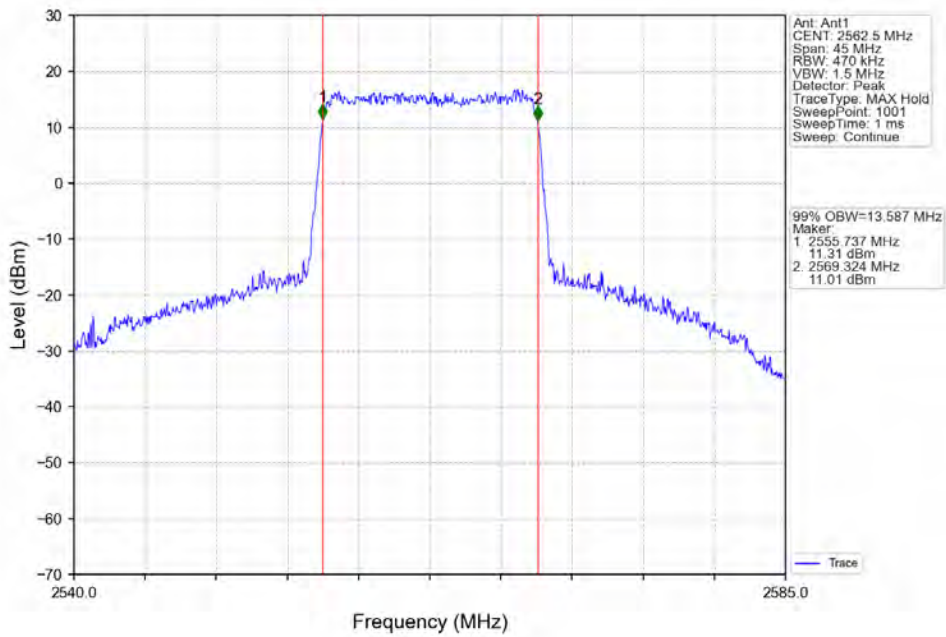
Band7_15MHz_16QAM_LCH_2507.5MHz_RB_75_0_NTNV



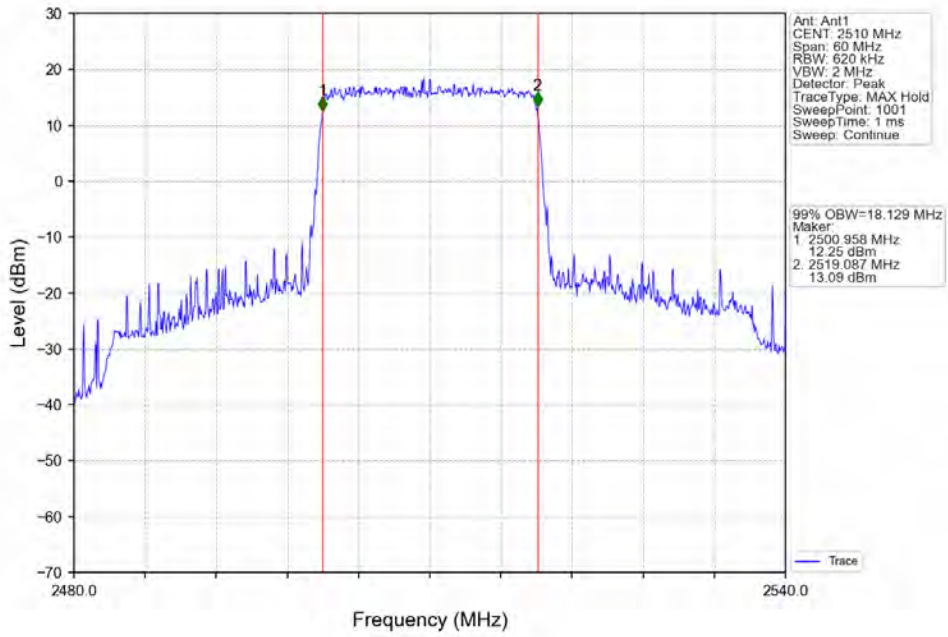
Band7_15MHz_16QAM_MCH_2535MHz_RB_75_0_NTNV



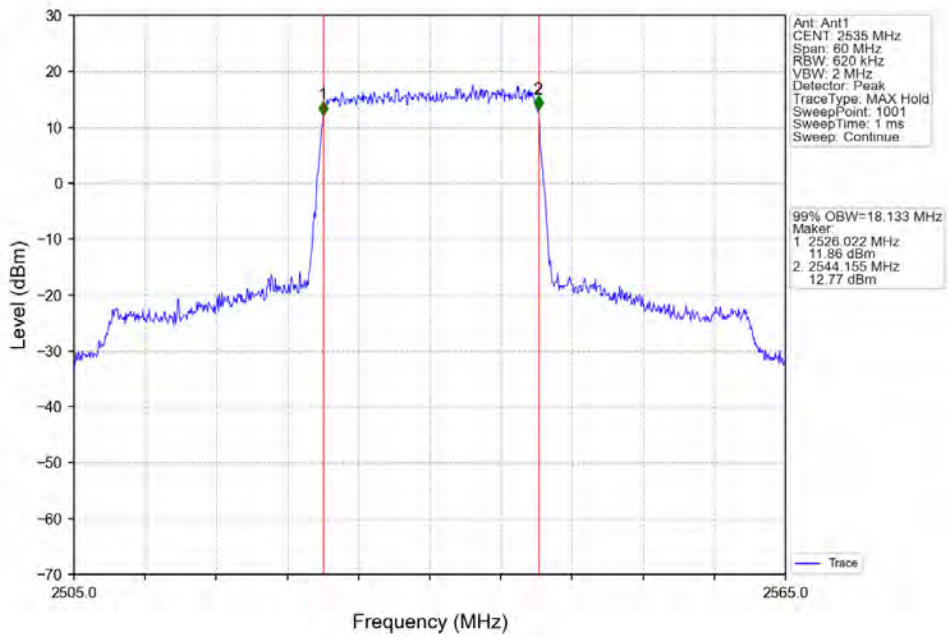
Band7_15MHz_16QAM_HCH_2562.5MHz_RB_75_0_NTNV



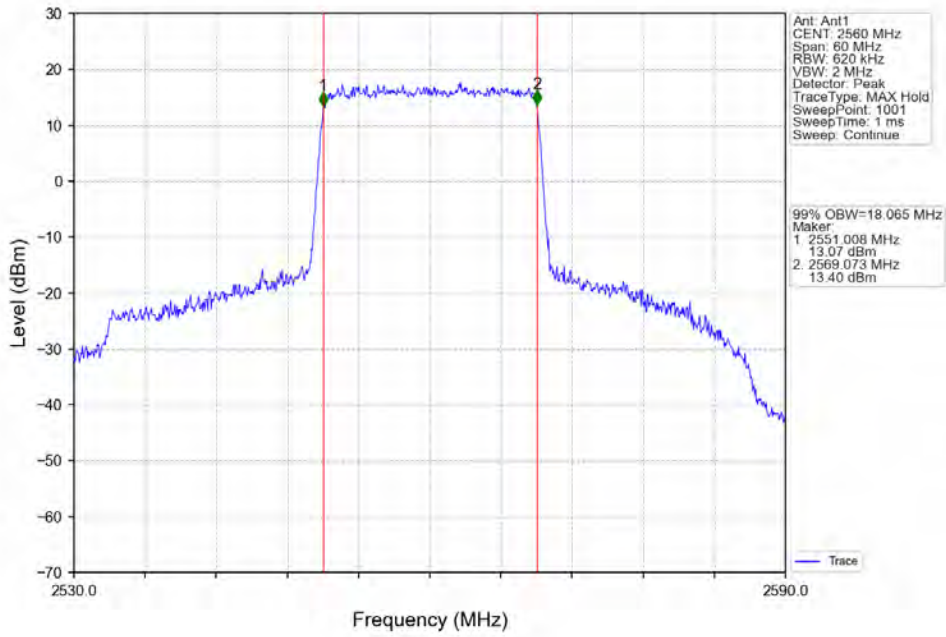
Band7_20MHz_QPSK_LCH_2510MHz_RB_100_0_NTNV



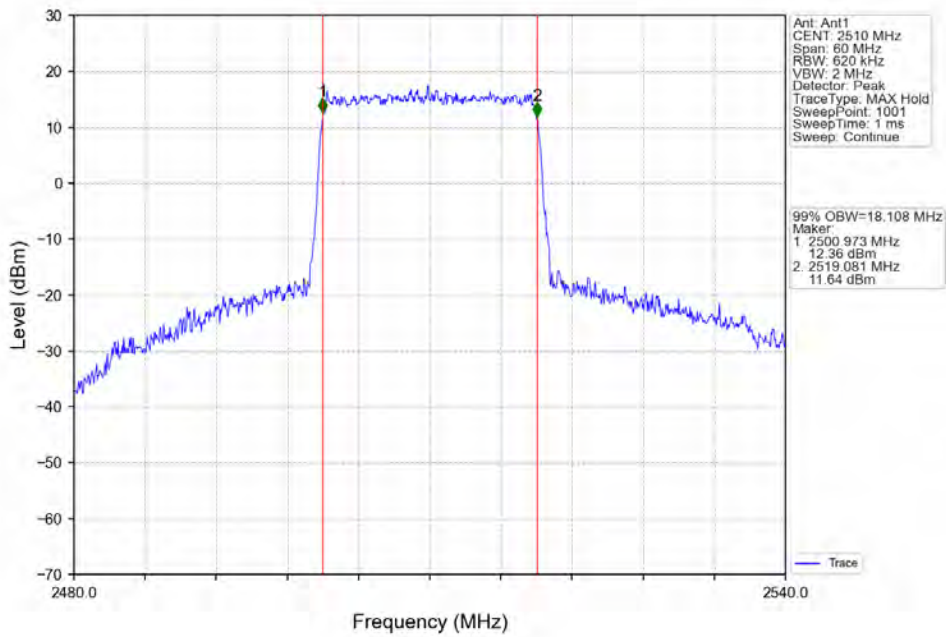
Band7_20MHz_QPSK_MCH_2535MHz_RB_100_0_NTNV



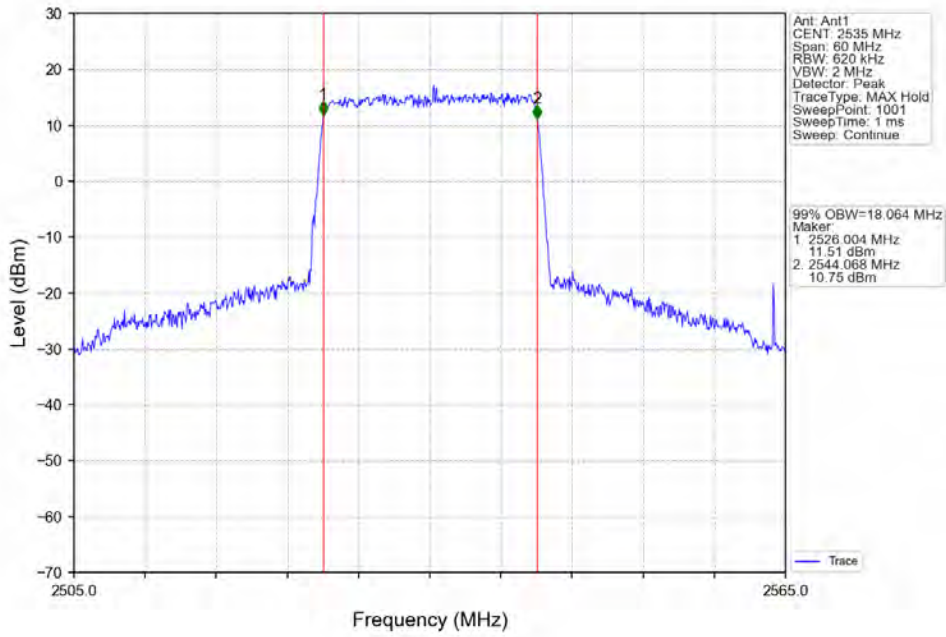
Band7_20MHz_QPSK_HCH_2560MHz_RB_100_0_NTNV



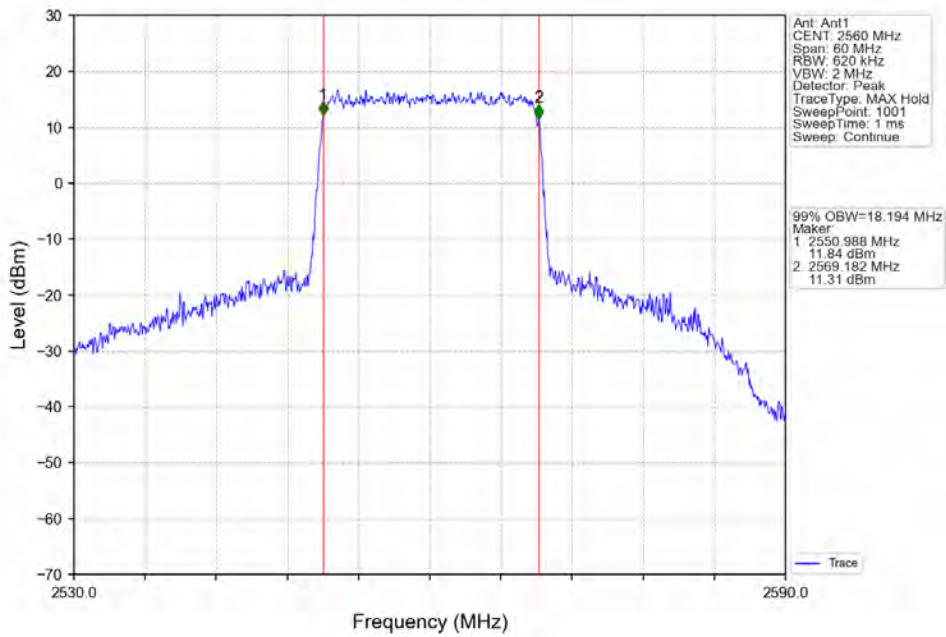
Band7_20MHz_16QAM_LCH_2510MHz_RB_100_0_NTNV



Band7_20MHz_16QAM_MCH_2535MHz_RB_100_0_NTNV



Band7_20MHz_16QAM_HCH_2560MHz_RB_100_0_NTNV

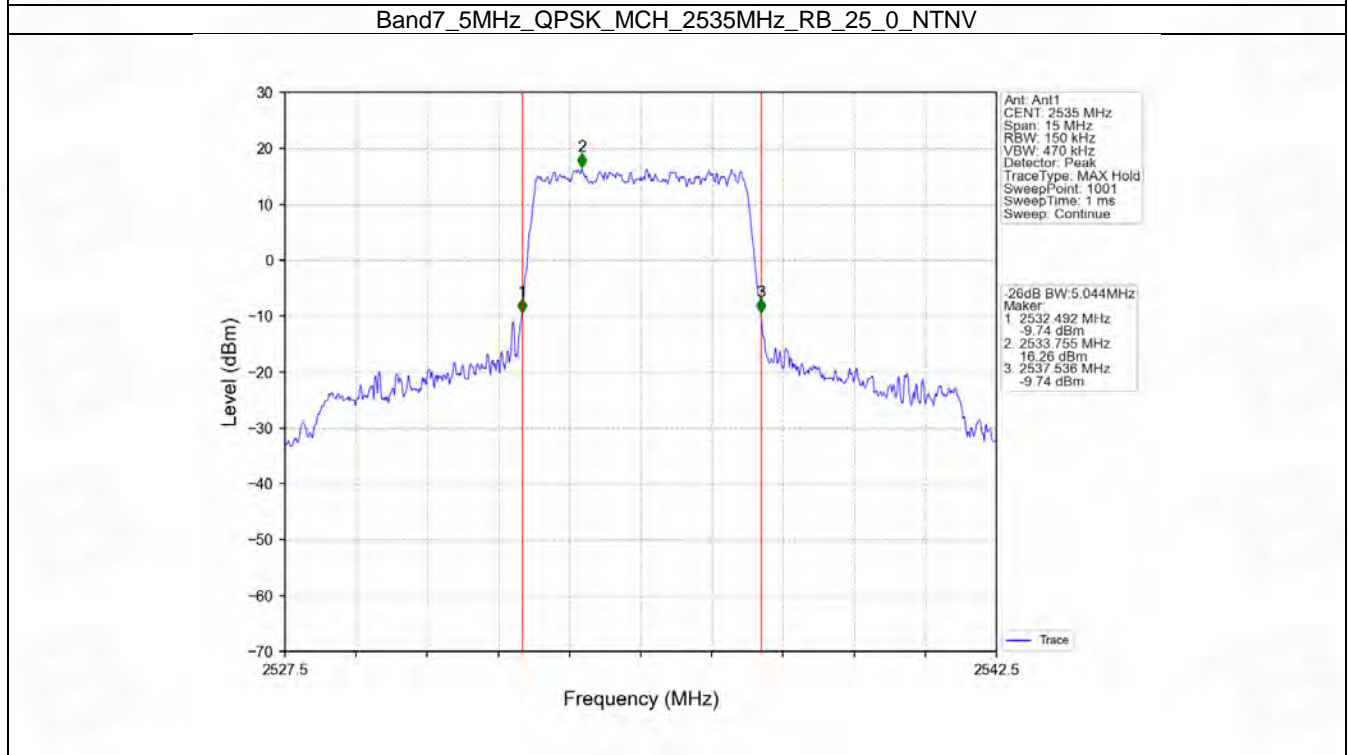
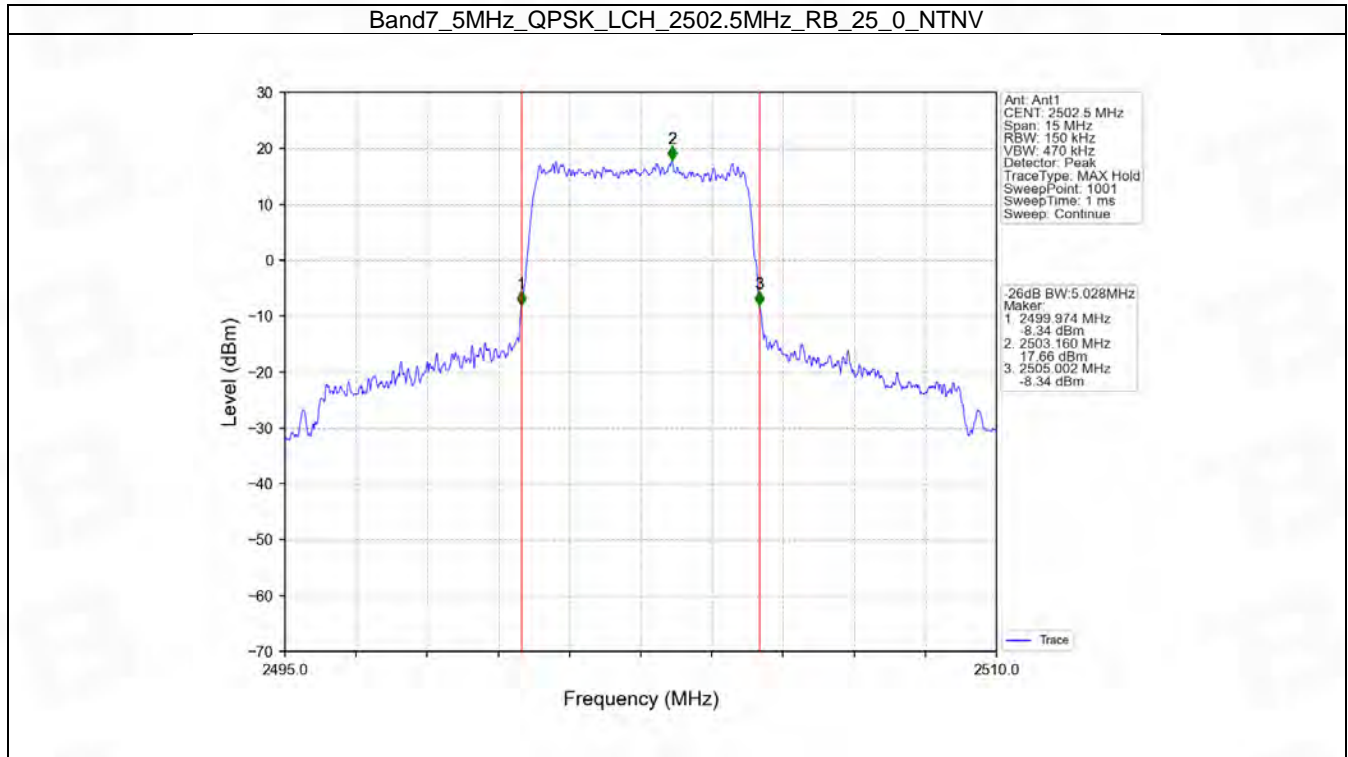


4.2 Band7_XDB

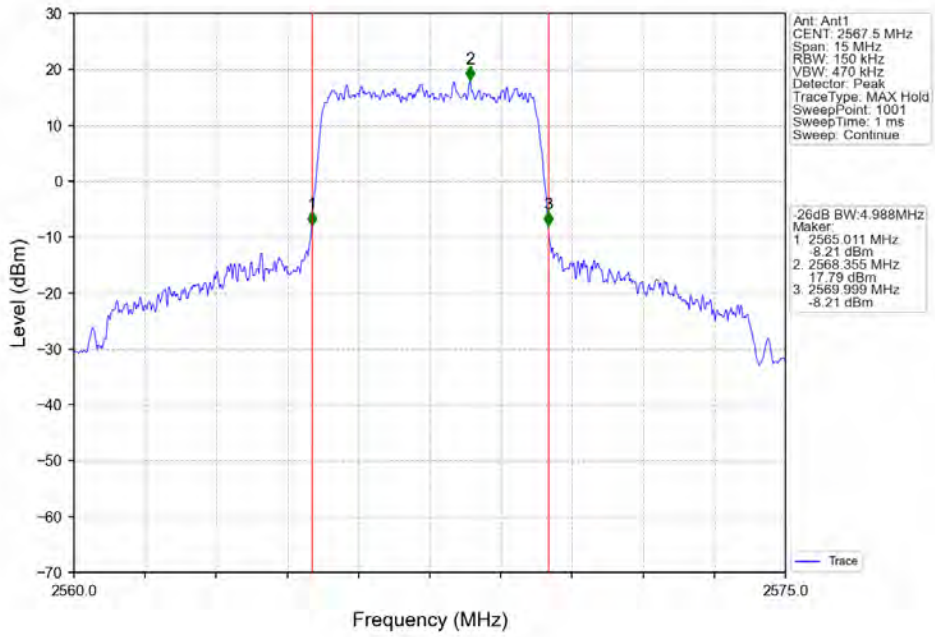
4.2.1 Test Result

Band: 7 / NTN							
Bandwidth (MHz)	Modulation	Frequency (MHz)	RB Allocation		26dB Bandwidth (MHz)		Verdict
			Size	Offset	Result	Limit	
5	QPSK	2502.5	25	0	5.028	/	Pass
		2535	25	0	5.044	/	Pass
		2567.5	25	0	4.988	/	Pass
	16QAM	2502.5	25	0	5.057	/	Pass
		2535	25	0	5.022	/	Pass
		2567.5	25	0	5.013	/	Pass
10	QPSK	2505	50	0	9.924	/	Pass
		2535	50	0	9.903	/	Pass
		2565	50	0	9.981	/	Pass
	16QAM	2505	50	0	9.919	/	Pass
		2535	50	0	9.873	/	Pass
		2565	50	0	9.913	/	Pass
15	QPSK	2507.5	75	0	15.028	/	Pass
		2535	75	0	14.950	/	Pass
		2562.5	75	0	14.799	/	Pass
	16QAM	2507.5	75	0	14.973	/	Pass
		2535	75	0	14.925	/	Pass
		2562.5	75	0	14.958	/	Pass
20	QPSK	2510	100	0	19.761	/	Pass
		2535	100	0	19.758	/	Pass
		2560	100	0	19.622	/	Pass
	16QAM	2510	100	0	19.532	/	Pass
		2535	100	0	19.754	/	Pass
		2560	100	0	19.757	/	Pass

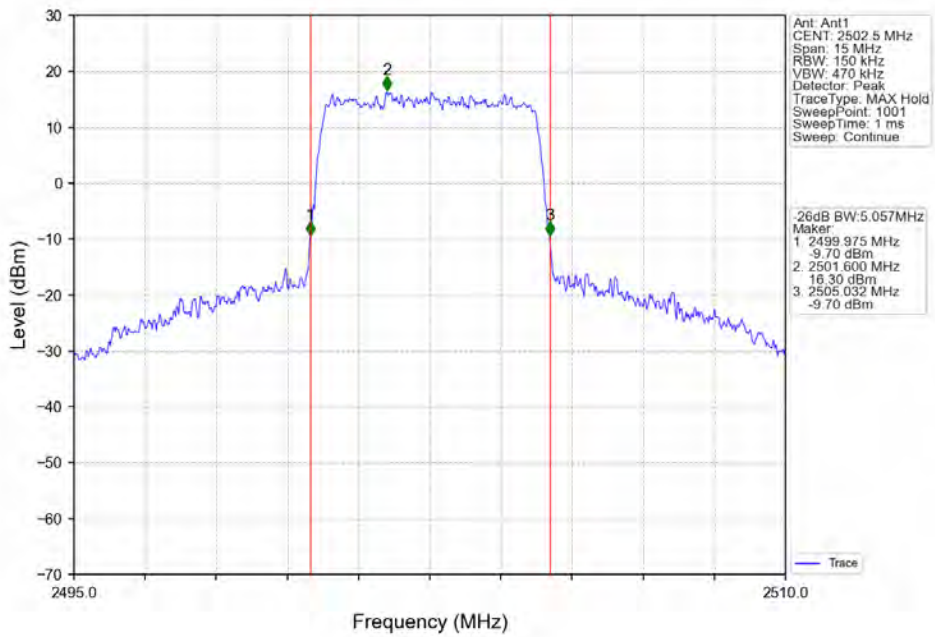
4.2.2 Test Graph



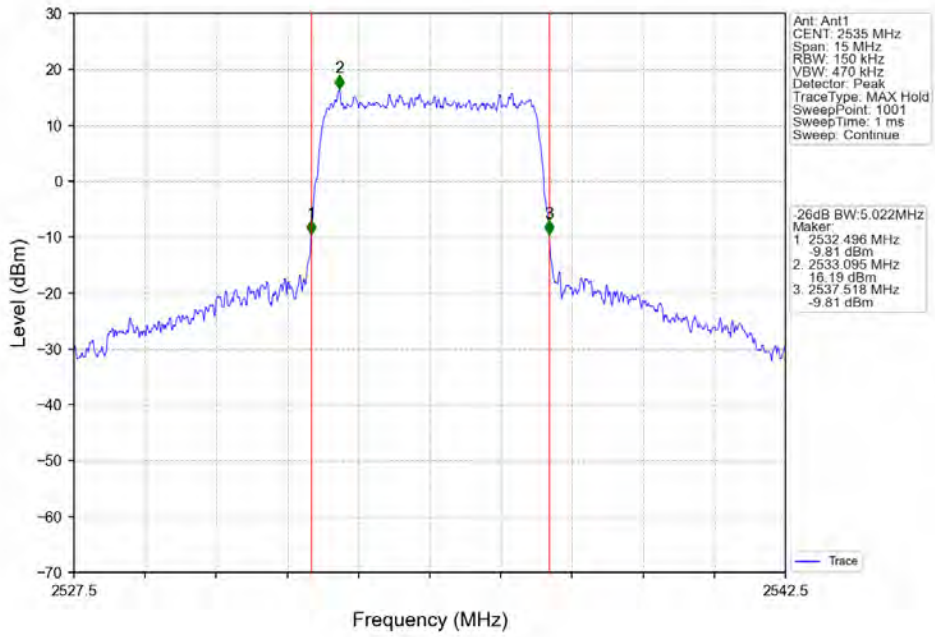
Band7_5MHz_QPSK_HCH_2567.5MHz_RB_25_0_NTNV



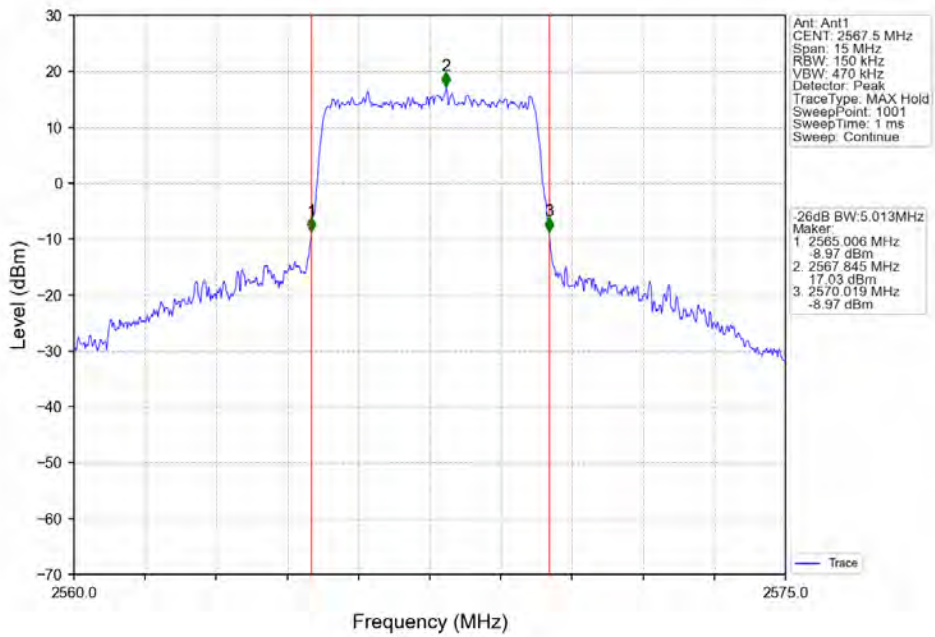
Band7_5MHz_16QAM_LCH_2502.5MHz_RB_25_0_NTNV



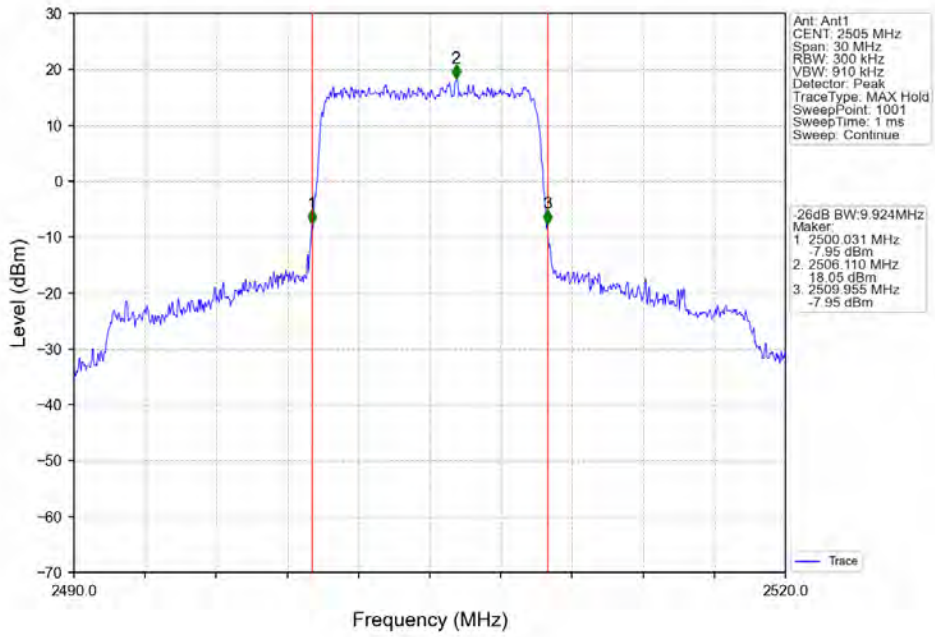
Band7_5MHz_16QAM_MCH_2535MHz_RB_25_0_NTNV



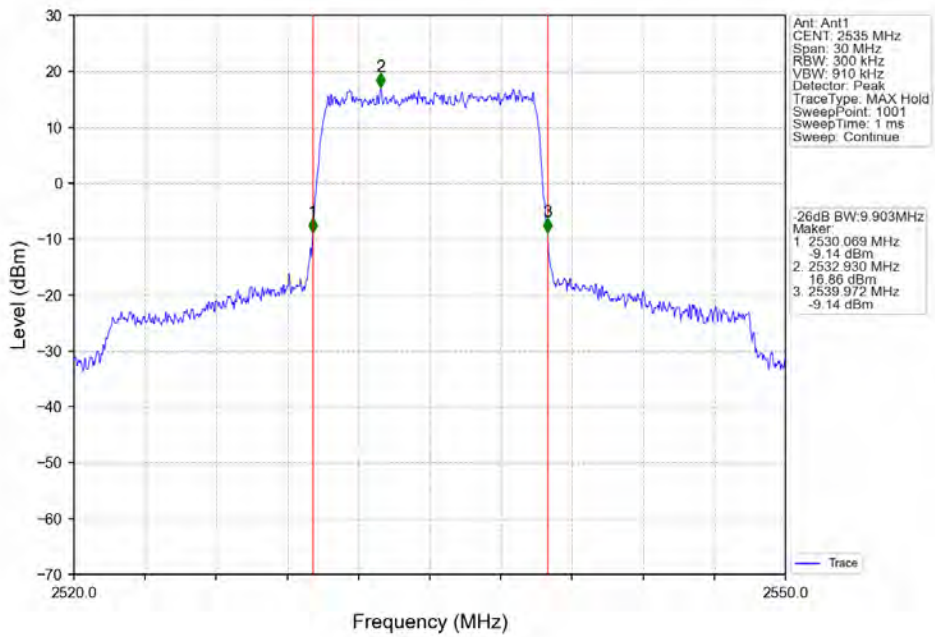
Band7_5MHz_16QAM_HCH_2567.5MHz_RB_25_0_NTNV



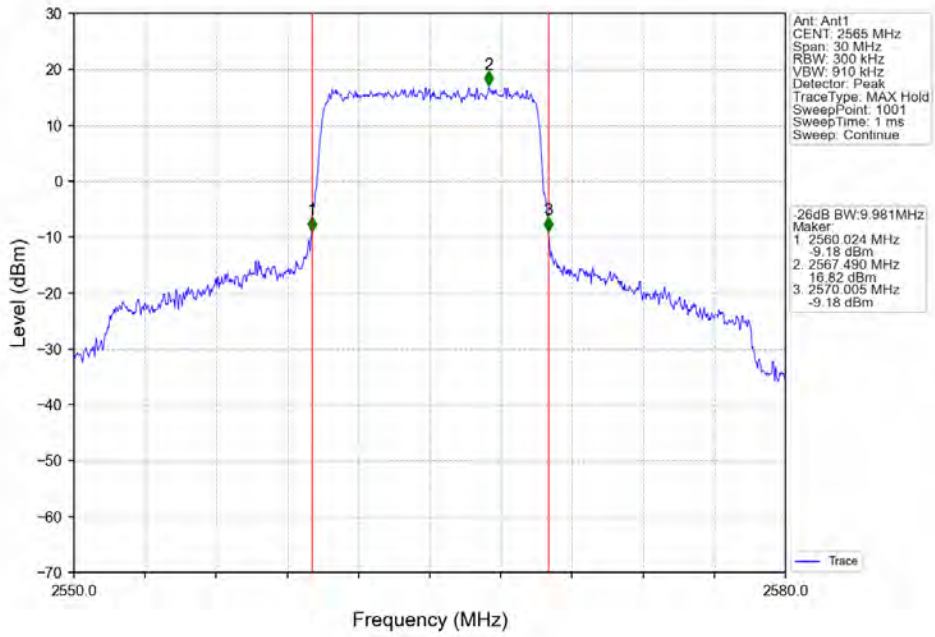
Band7_10MHz_QPSK_LCH_2505MHz_RB_50_0_NTNV



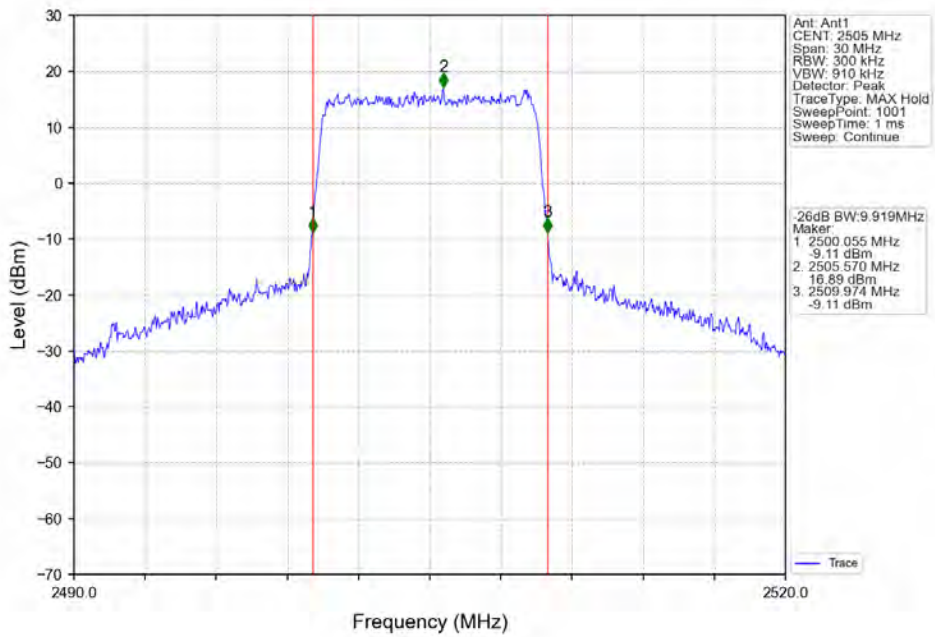
Band7_10MHz_QPSK_MCH_2535MHz_RB_50_0_NTNV



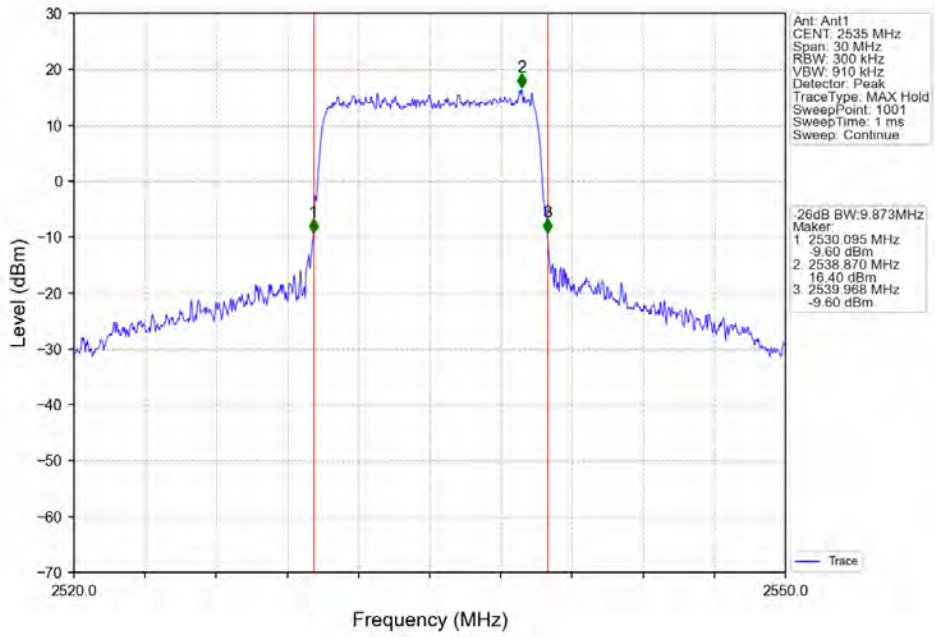
Band7_10MHz_QPSK_HCH_2565MHz_RB_50_0_NTNV



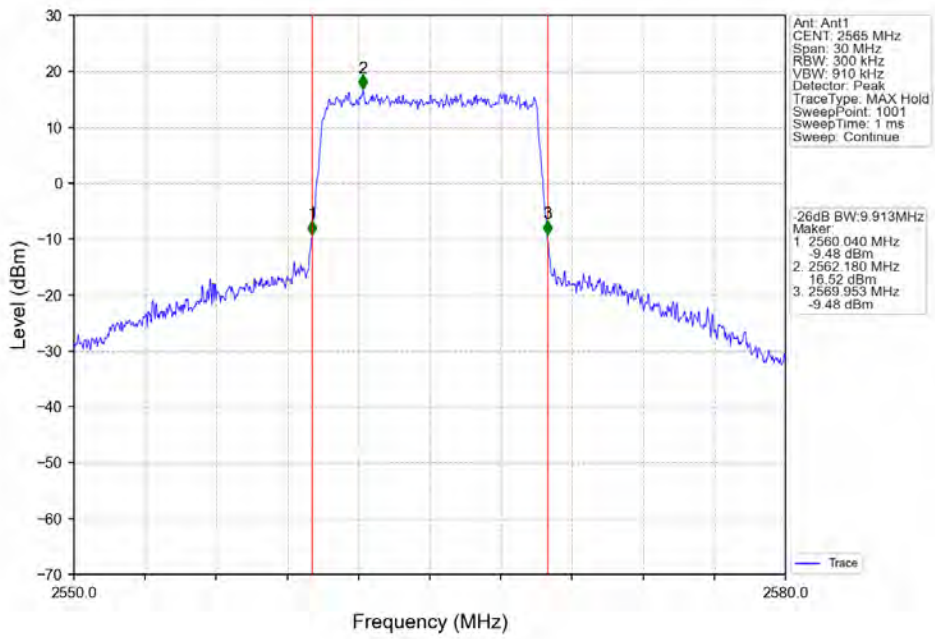
Band7_10MHz_16QAM_LCH_2505MHz_RB_50_0_NTNV



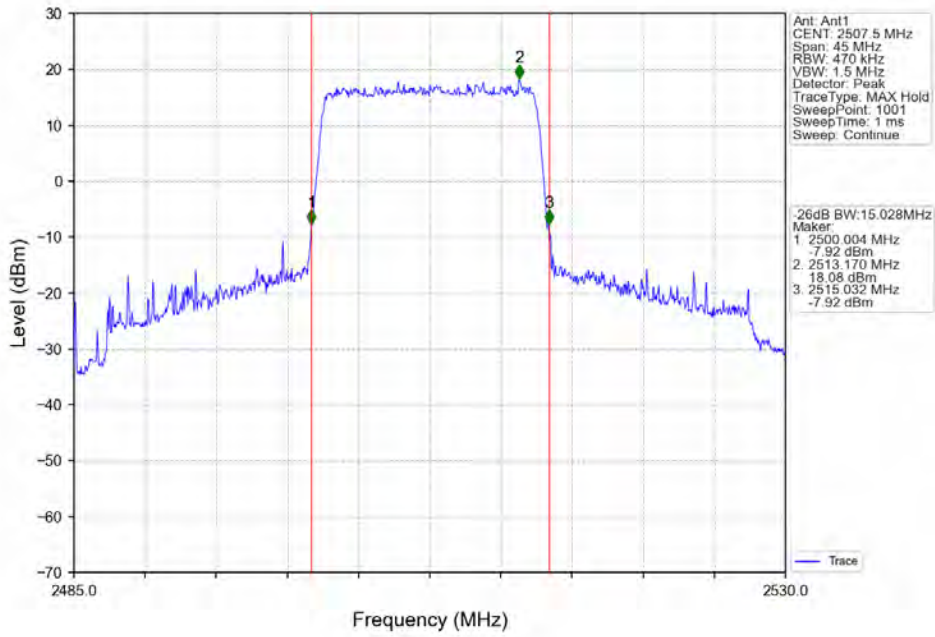
Band7_10MHz_16QAM_MCH_2535MHz_RB_50_0_NTNV



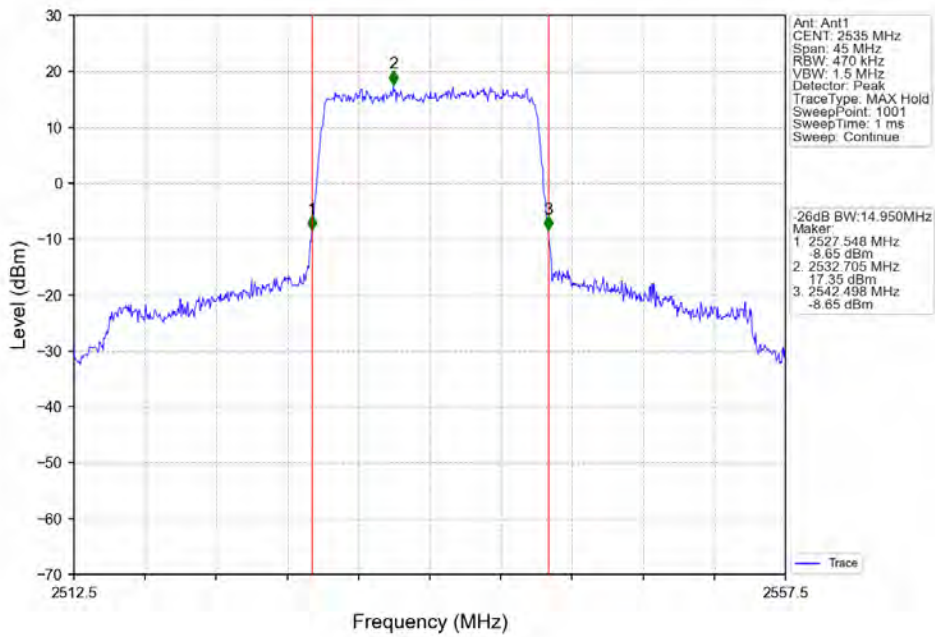
Band7_10MHz_16QAM_HCH_2565MHz_RB_50_0_NTNV



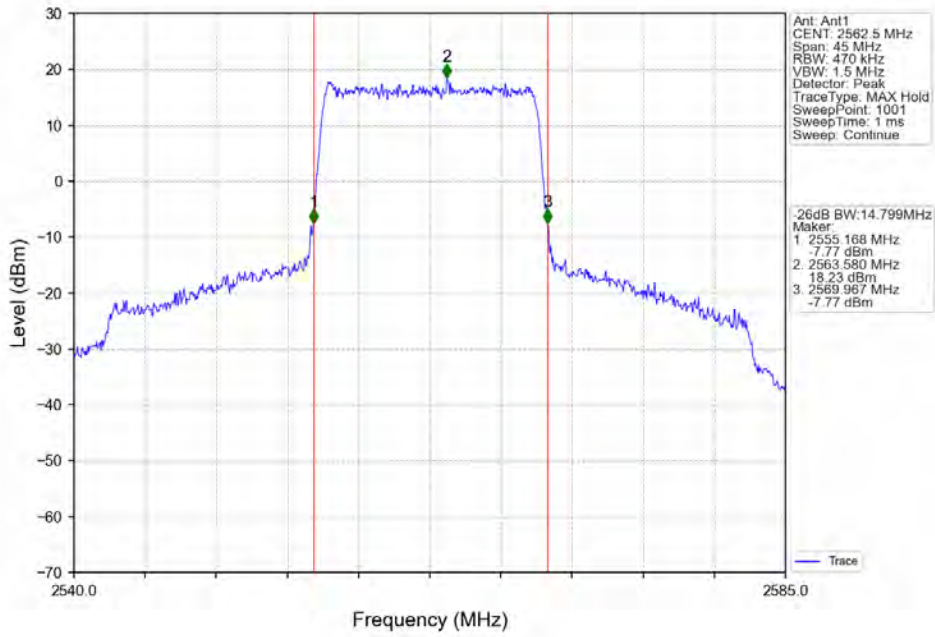
Band7_15MHz_QPSK_LCH_2507.5MHz_RB_75_0_NTNV



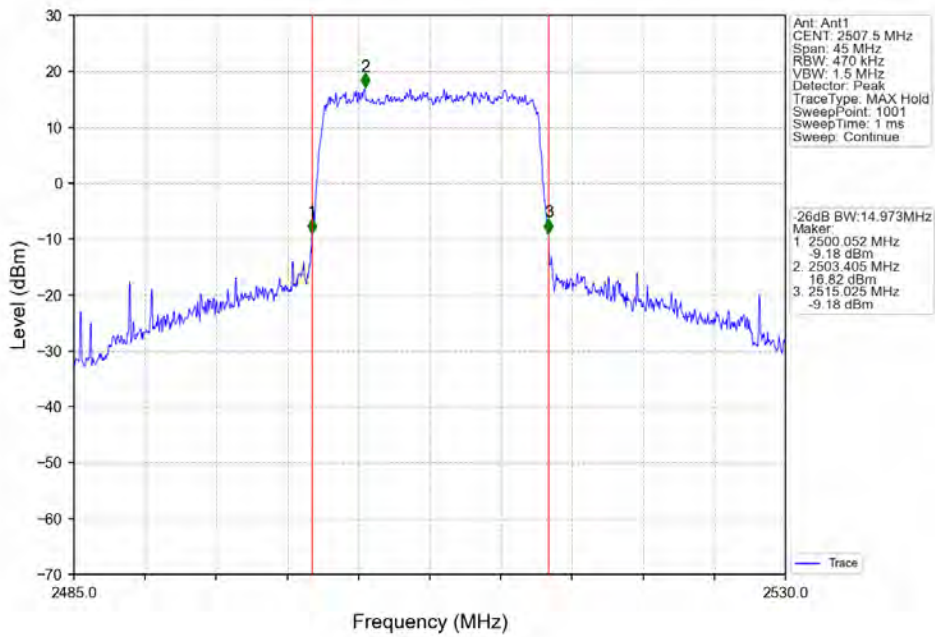
Band7_15MHz_QPSK_MCH_2535MHz_RB_75_0_NTNV



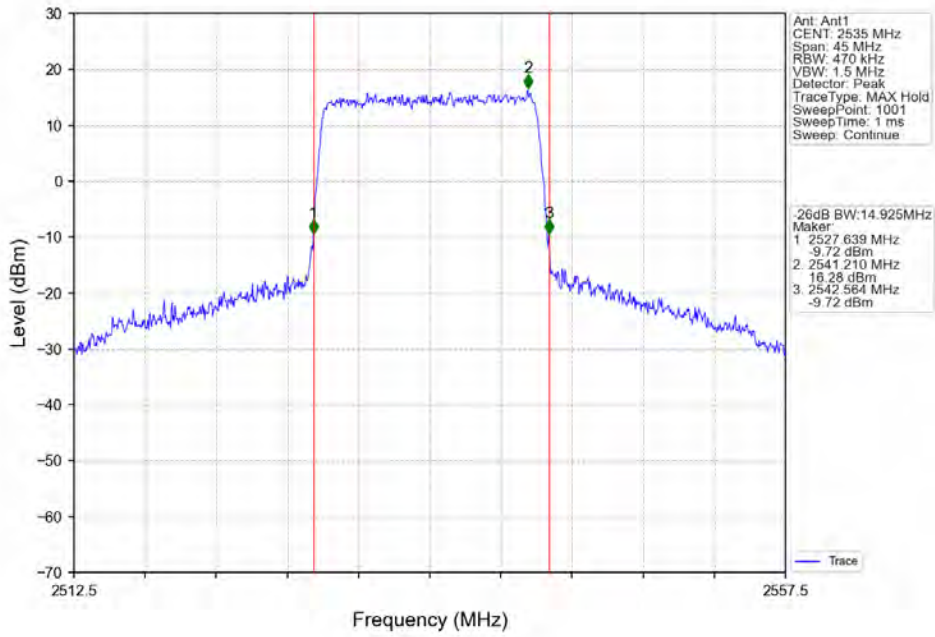
Band7_15MHz_QPSK_HCH_2562.5MHz_RB_75_0_NTNV



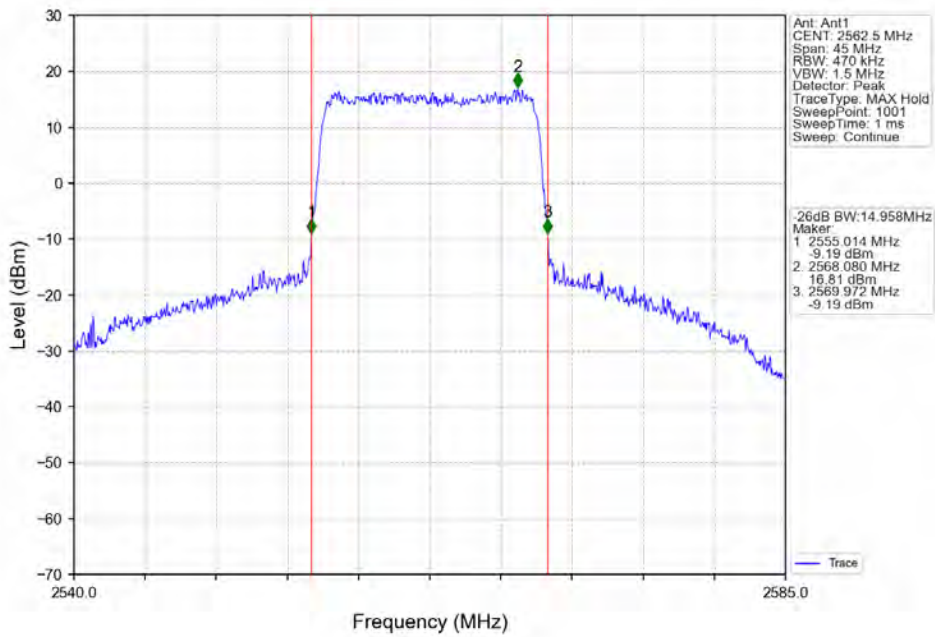
Band7_15MHz_16QAM_LCH_2507.5MHz_RB_75_0_NTNV



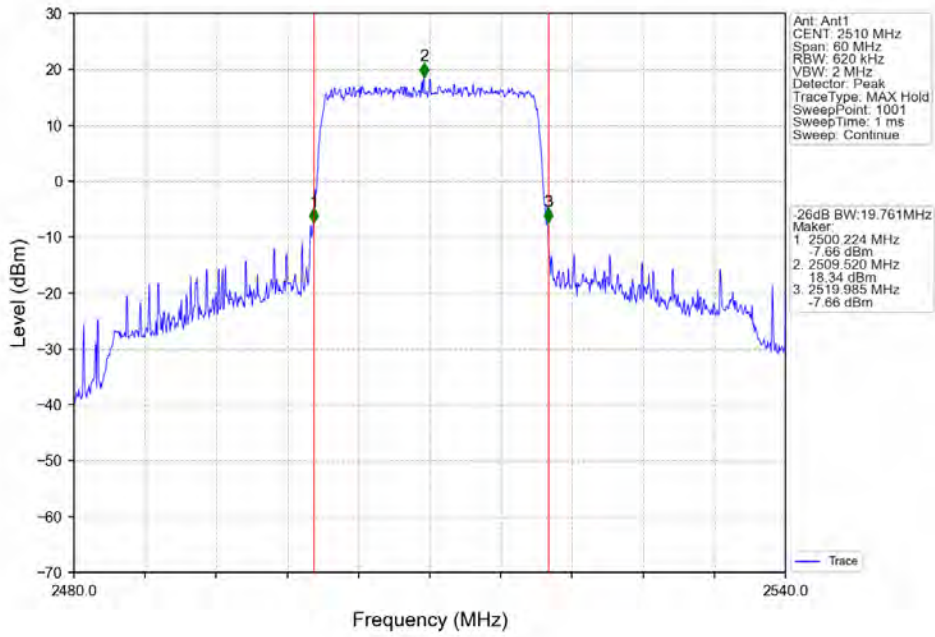
Band7_15MHz_16QAM_MCH_2535MHz_RB_75_0_NTNV



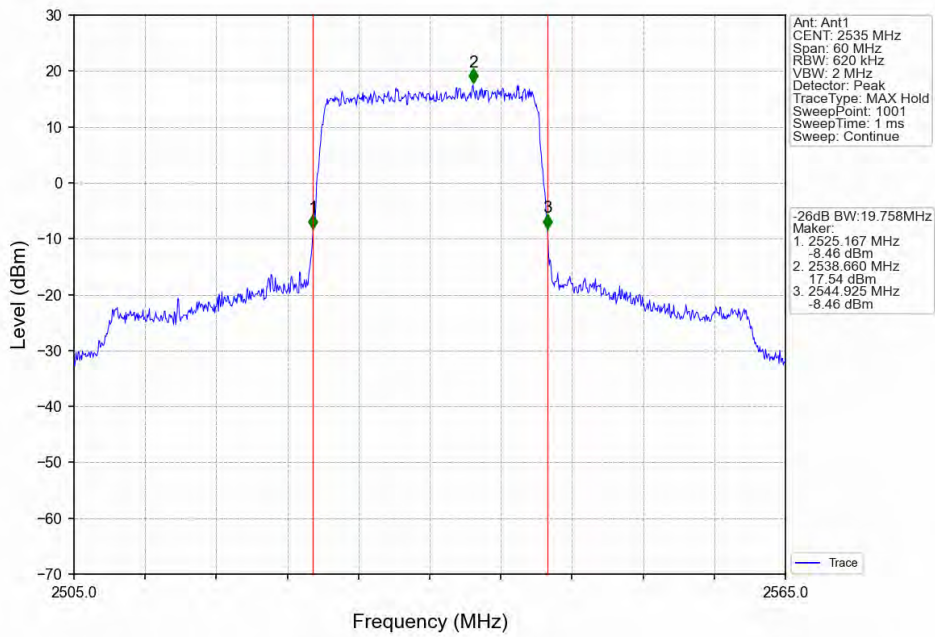
Band7_15MHz_16QAM_HCH_2562.5MHz_RB_75_0_NTNV



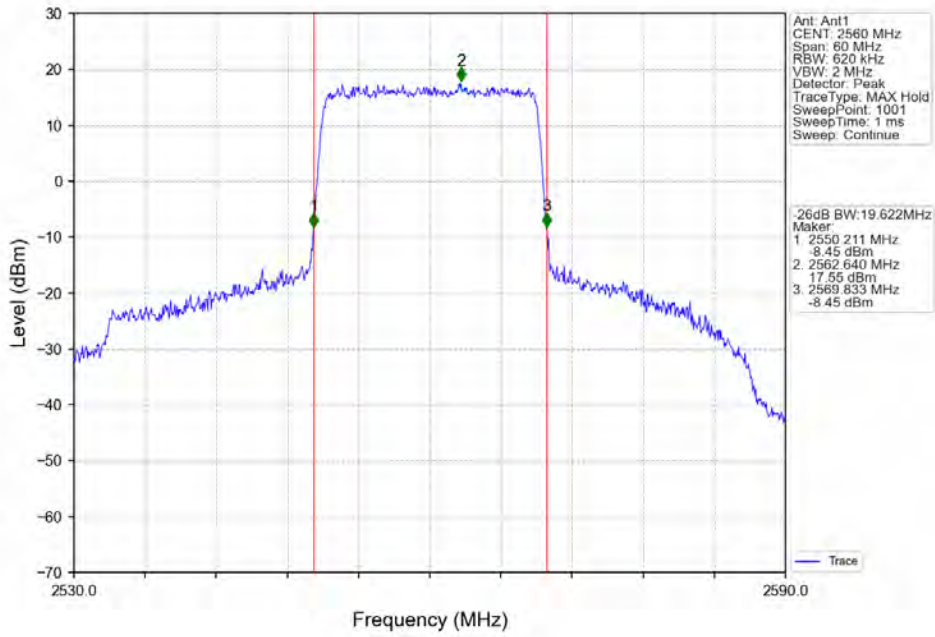
Band7_20MHz_QPSK_LCH_2510MHz_RB_100_0_NTNV



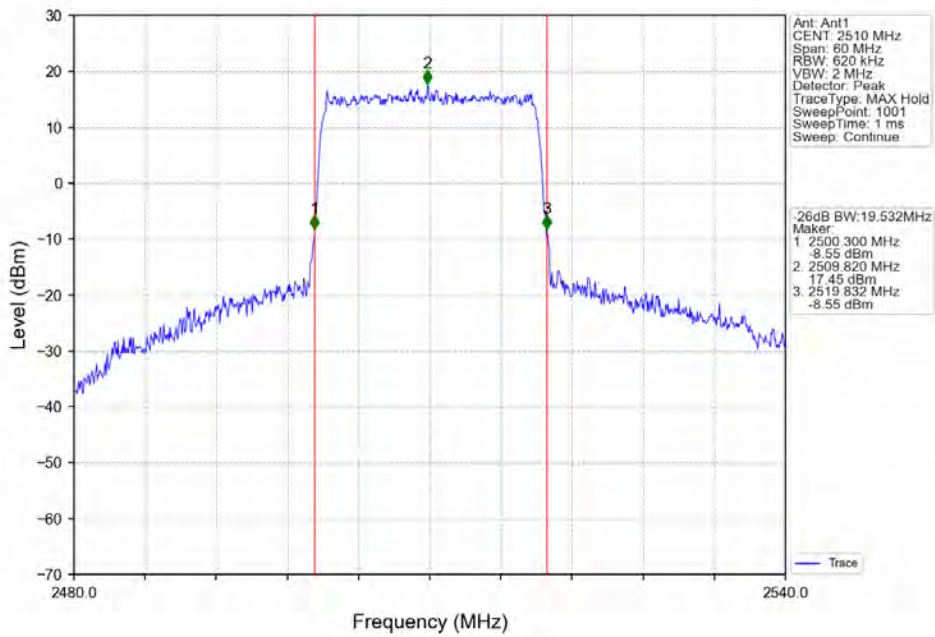
Band7_20MHz_QPSK_MCH_2535MHz_RB_100_0_NTNV



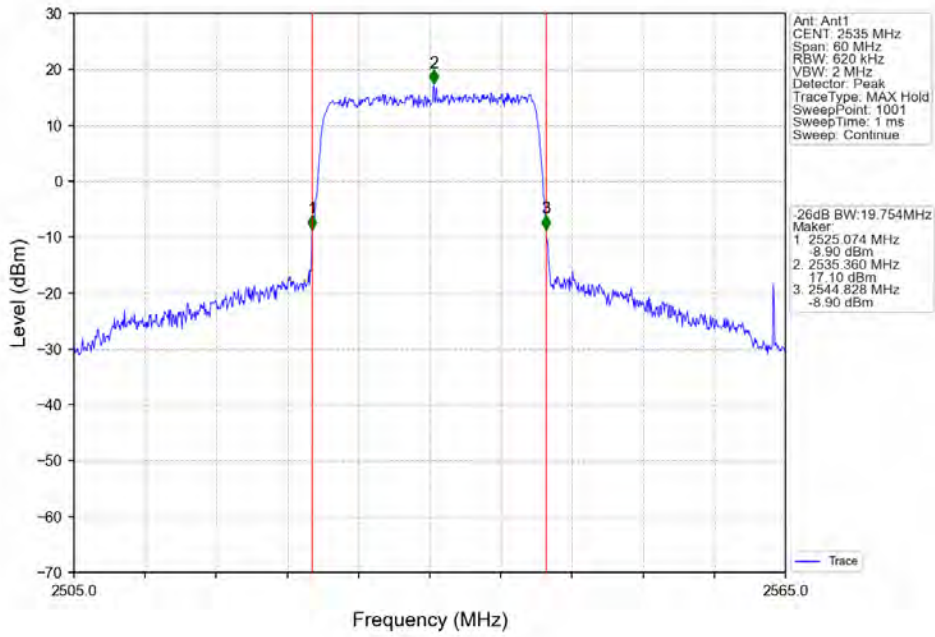
Band7_20MHz_QPSK_HCH_2560MHz_RB_100_0_NTNV



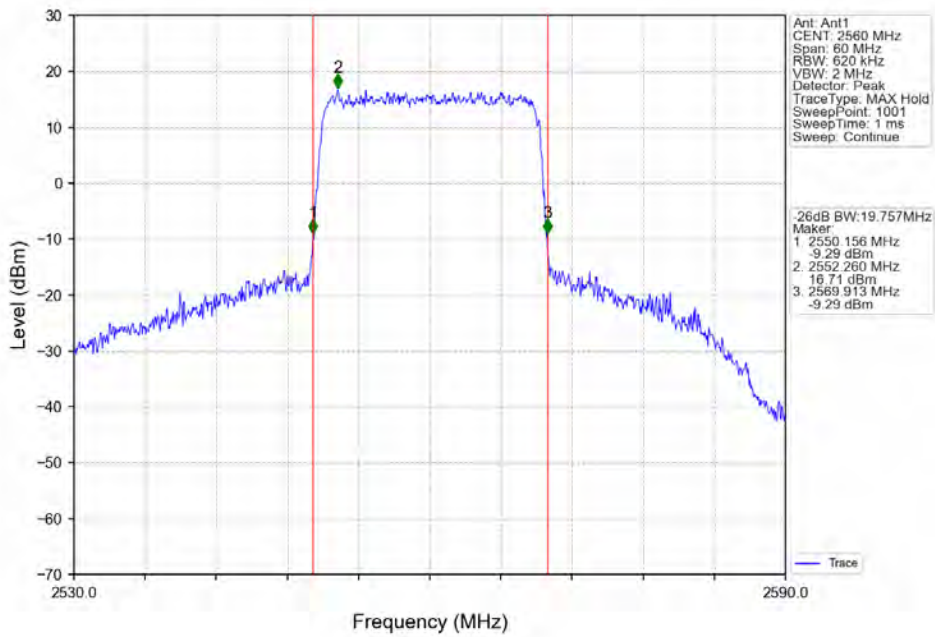
Band7_20MHz_16QAM_LCH_2510MHz_RB_100_0_NTNV



Band7_20MHz_16QAM_MCH_2535MHz_RB_100_0_NTNV



Band7_20MHz_16QAM_HCH_2560MHz_RB_100_0_NTNV



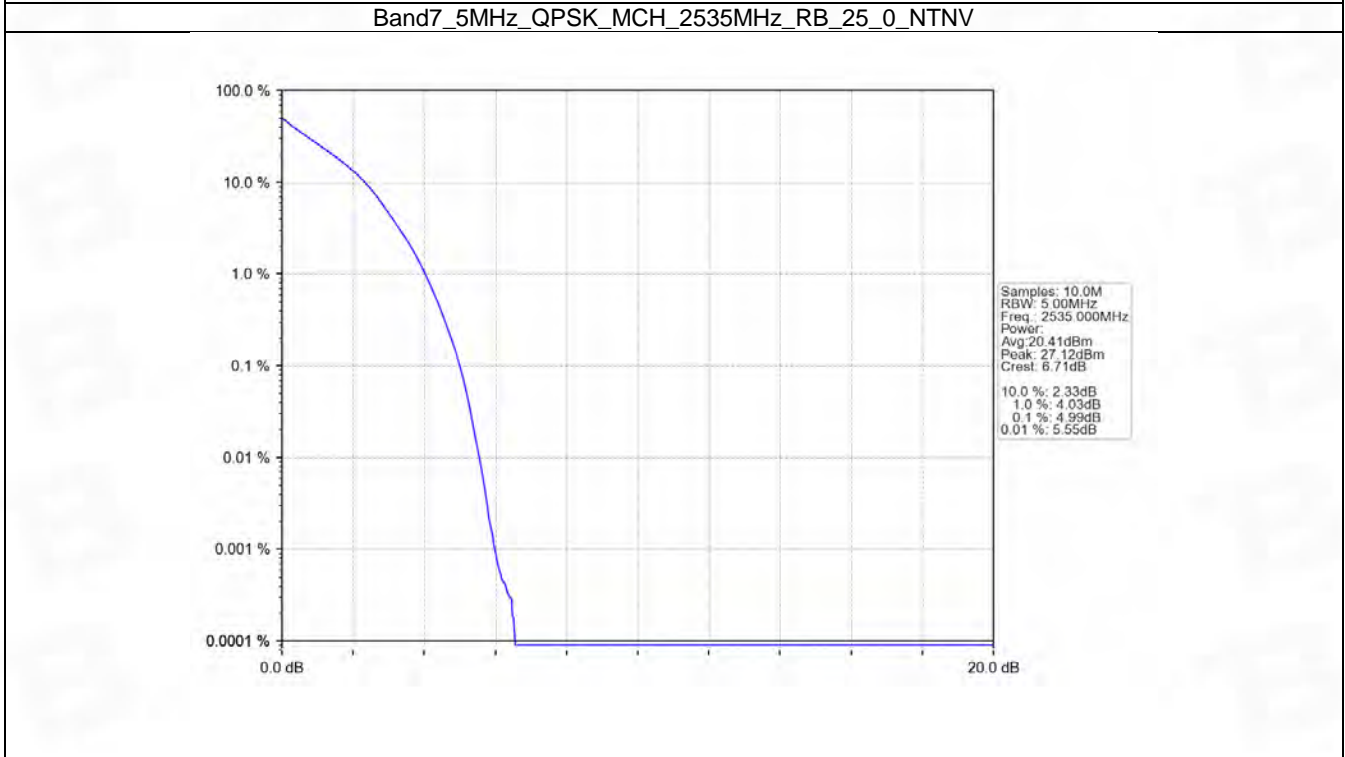
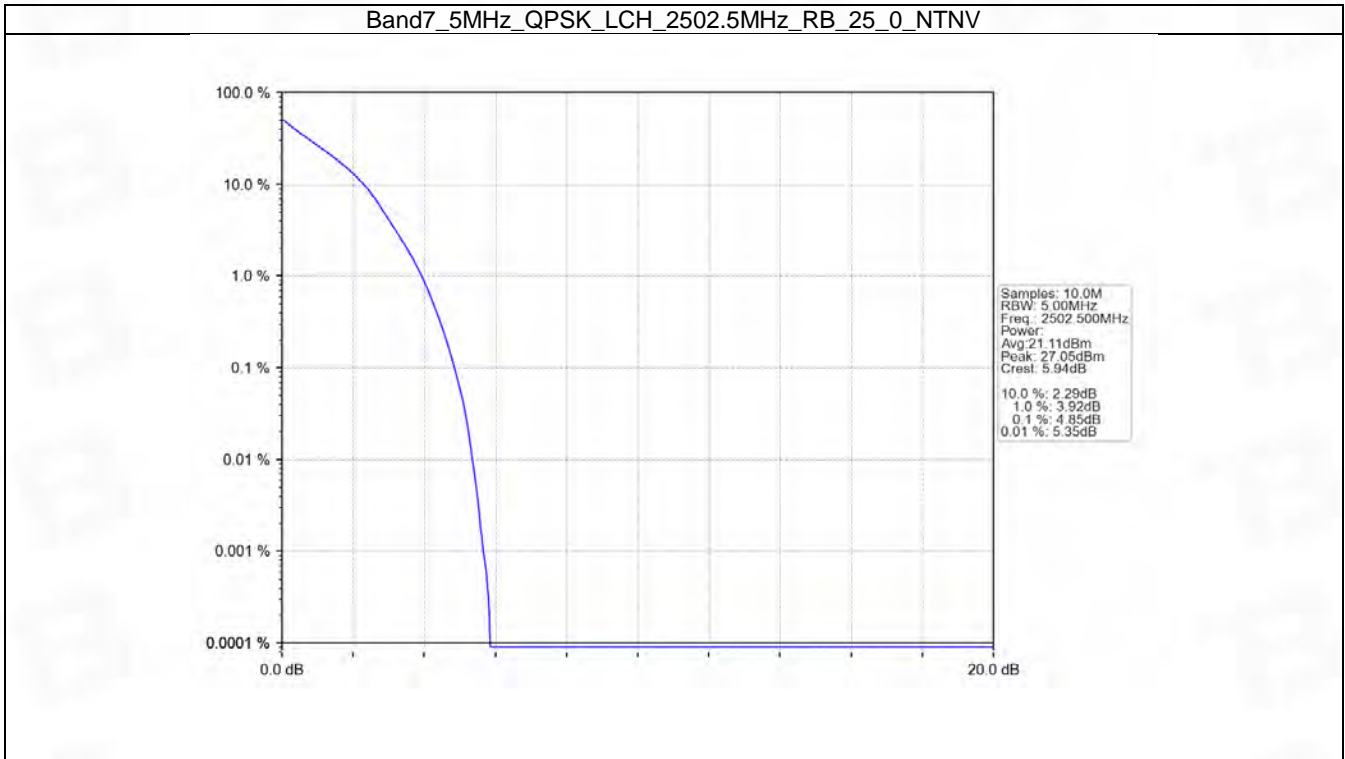
5. Peak-Average Ratio

5.1 B7_5MHz

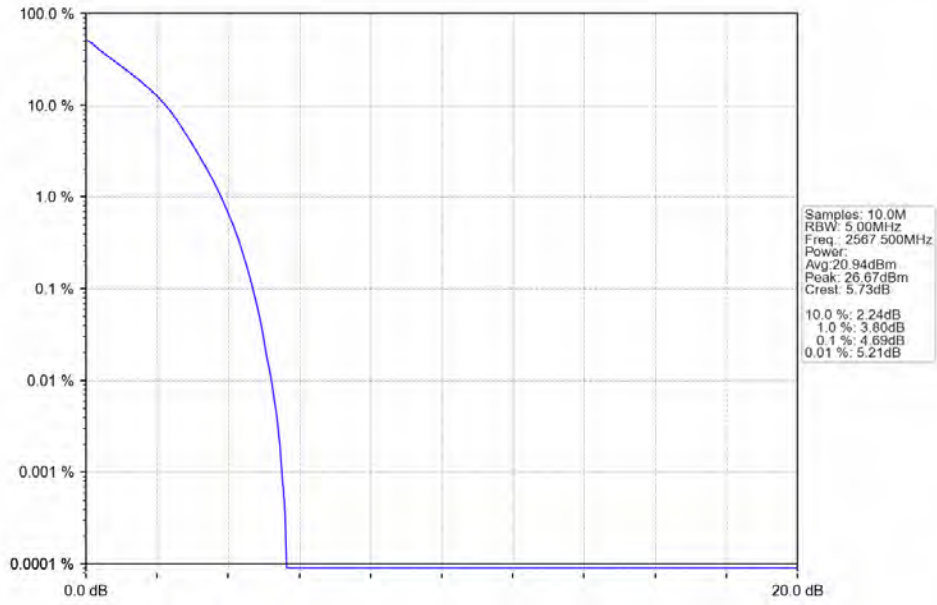
5.1.1 Test Result

Band: 7 / Bandwidth: 5MHz / NTNV						
Modulation	Frequency (MHz)	RB Allocation		Peak-Average Ratio (dB)		Verdict
		Size	Offset	Result	Limit	
QPSK	2502.5	25	0	4.85	<=13	Pass
	2535	25	0	4.99	<=13	Pass
	2567.5	25	0	4.69	<=13	Pass
16QAM	2502.5	25	0	5.55	<=13	Pass
	2535	25	0	5.68	<=13	Pass
	2567.5	25	0	5.39	<=13	Pass

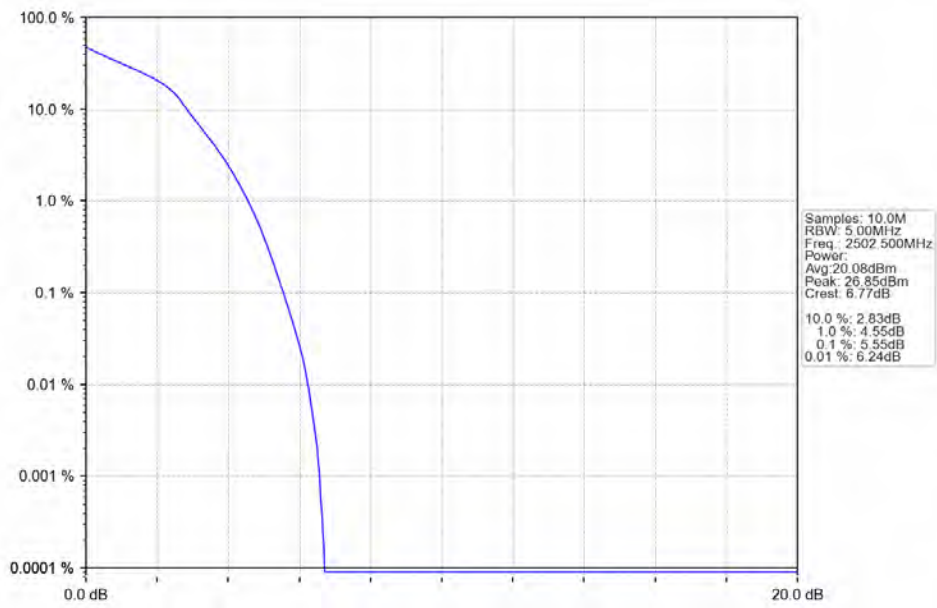
5.1.2 Test Graph



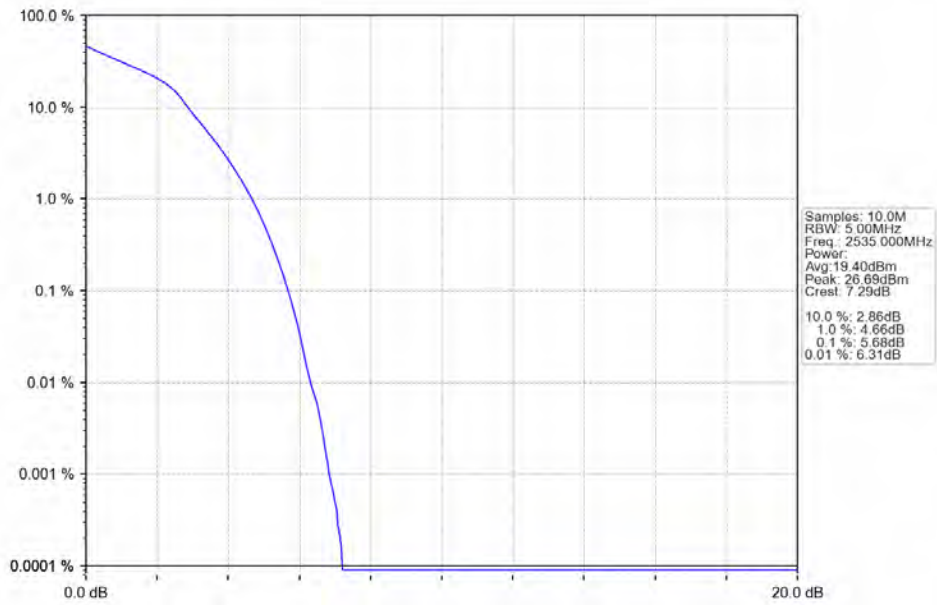
Band7_5MHz_QPSK_HCH_2567.5MHz_RB_25_0_NTNV



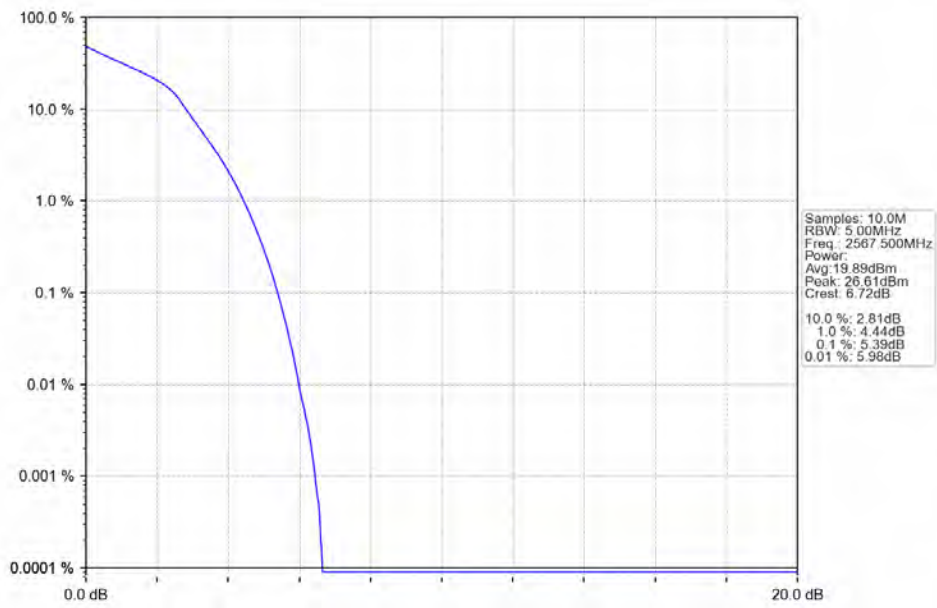
Band7_5MHz_16QAM_LCH_2502.5MHz_RB_25_0_NTNV



Band7_5MHz_16QAM_MCH_2535MHz_RB_25_0_NTNV



Band7_5MHz_16QAM_HCH_2567.5MHz_RB_25_0_NTNV

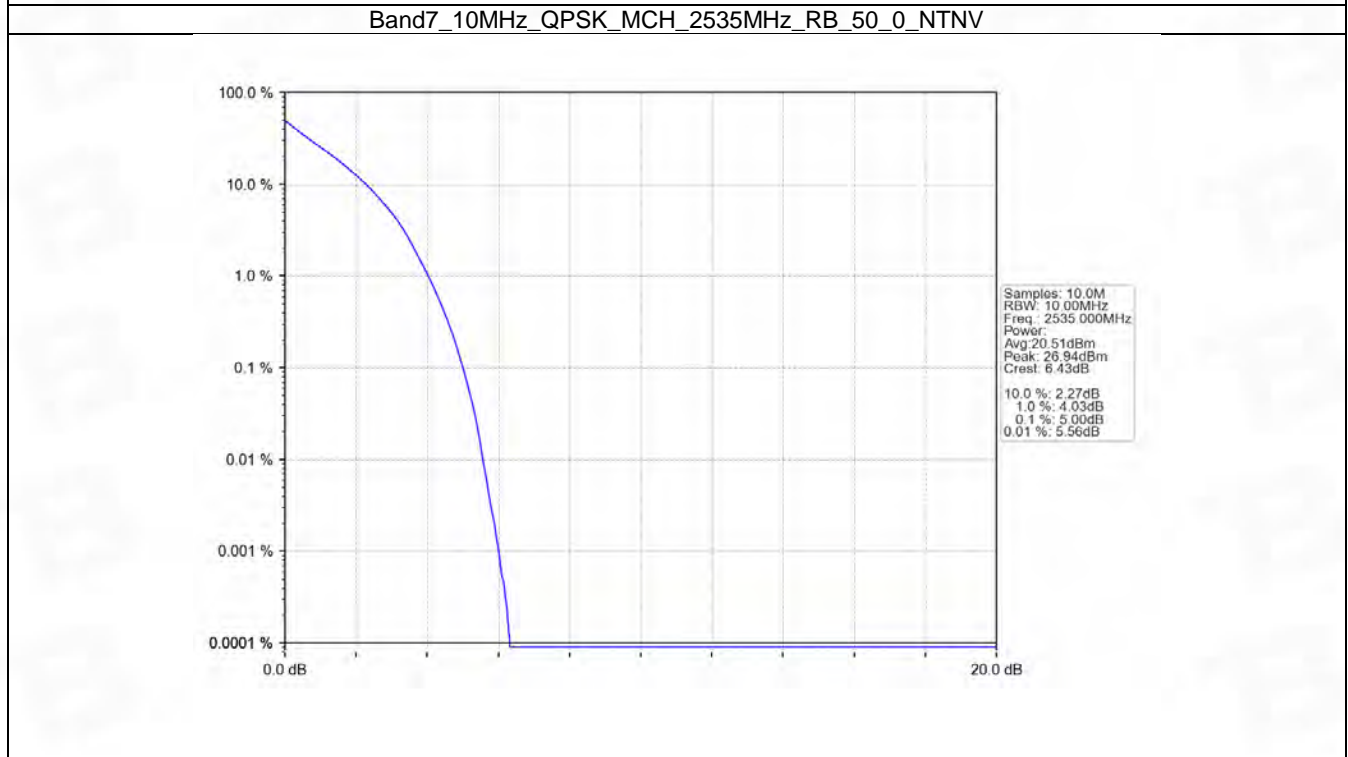
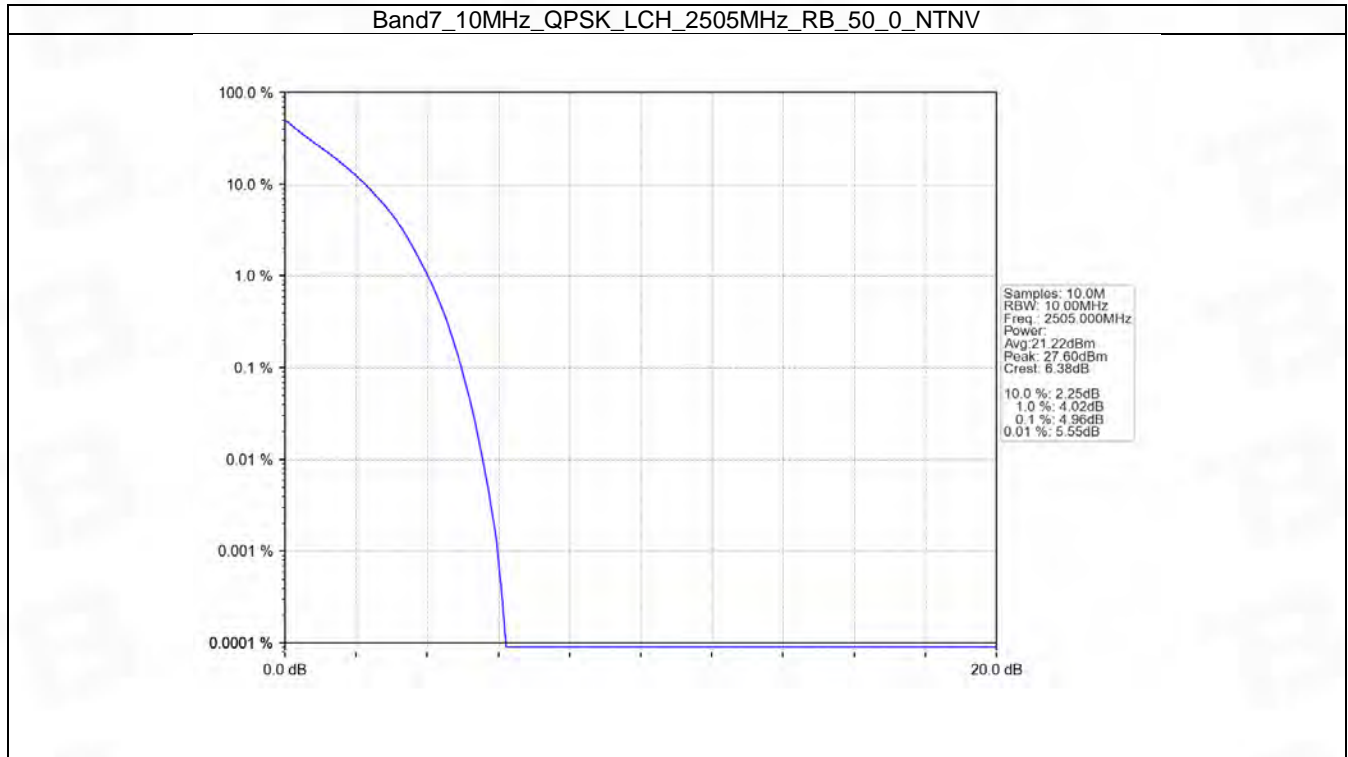


5.2 B7_10MHz

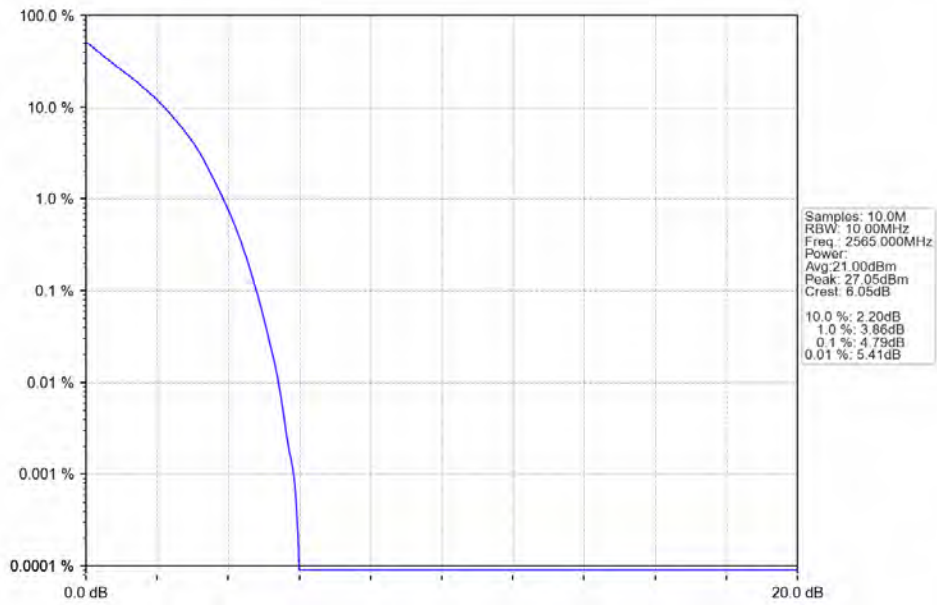
5.2.1 Test Result

Band: 7 / Bandwidth: 10MHz / NTNV						
Modulation	Frequency (MHz)	RB Allocation		Peak-Average Ratio (dB)		Verdict
		Size	Offset	Result	Limit	
QPSK	2505	50	0	4.96	<=13	Pass
	2535	50	0	5.00	<=13	Pass
	2565	50	0	4.79	<=13	Pass
16QAM	2505	50	0	5.71	<=13	Pass
	2535	50	0	5.75	<=13	Pass
	2565	50	0	5.51	<=13	Pass

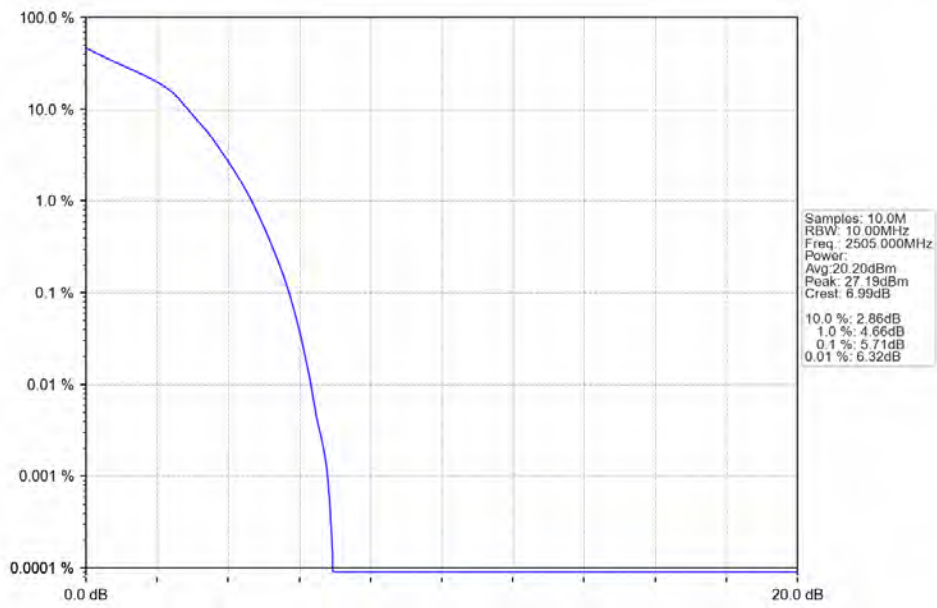
5.2.2 Test Graph



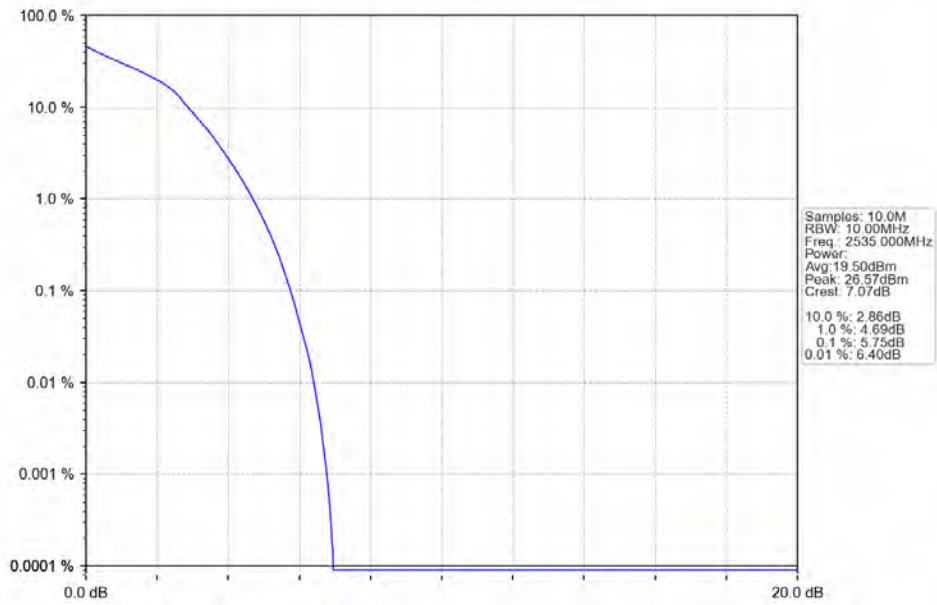
Band7_10MHz_QPSK_HCH_2565MHz_RB_50_0_NTNV



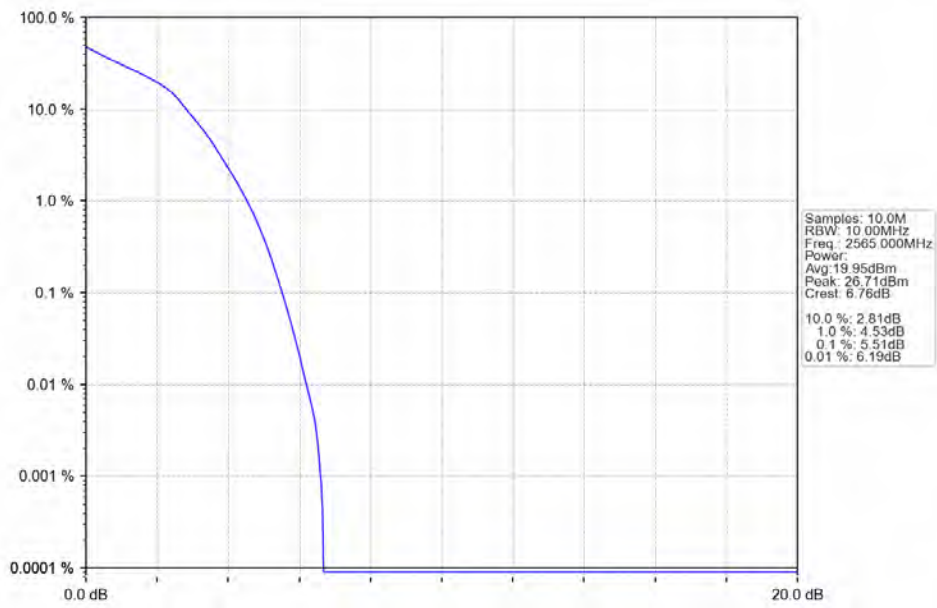
Band7_10MHz_16QAM_LCH_2505MHz_RB_50_0_NTNV



Band7_10MHz_16QAM_MCH_2535MHz_RB_50_0_NTNV



Band7_10MHz_16QAM_HCH_2565MHz_RB_50_0_NTNV

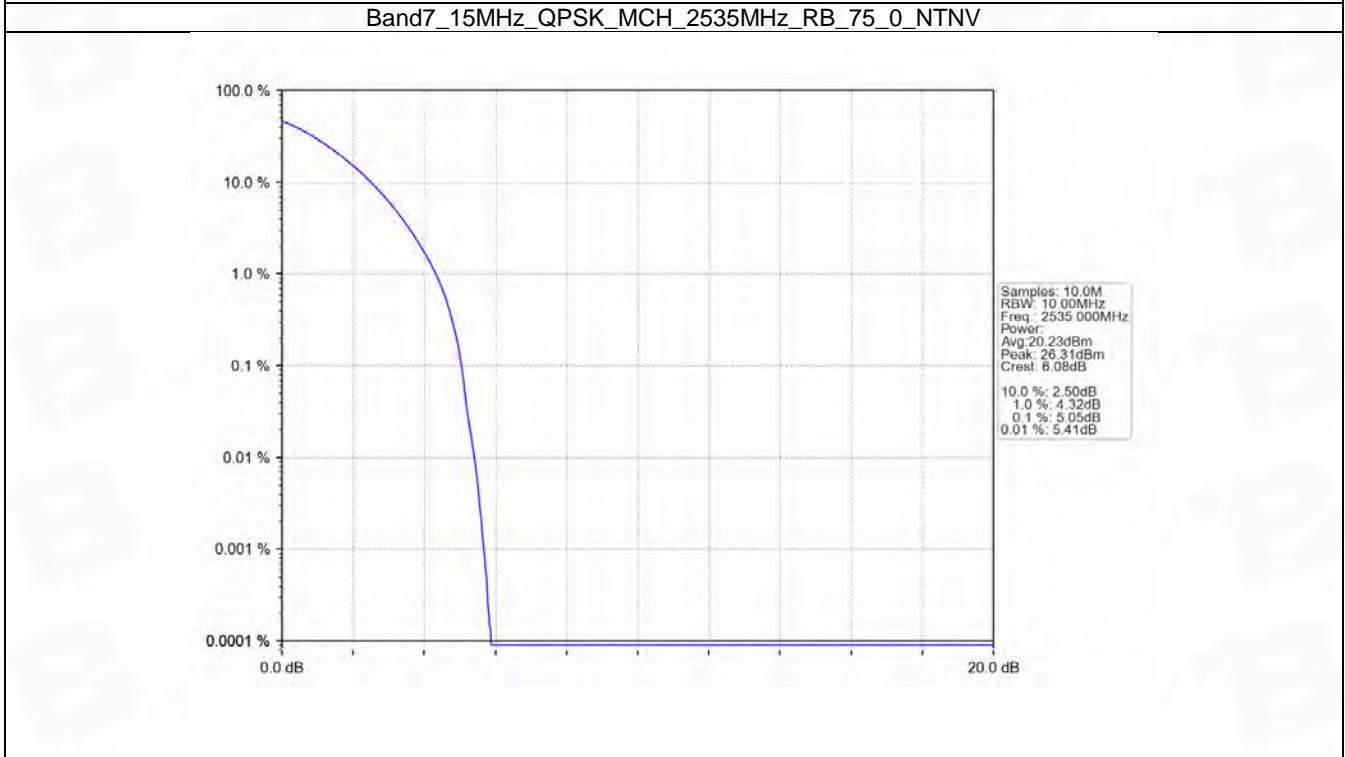
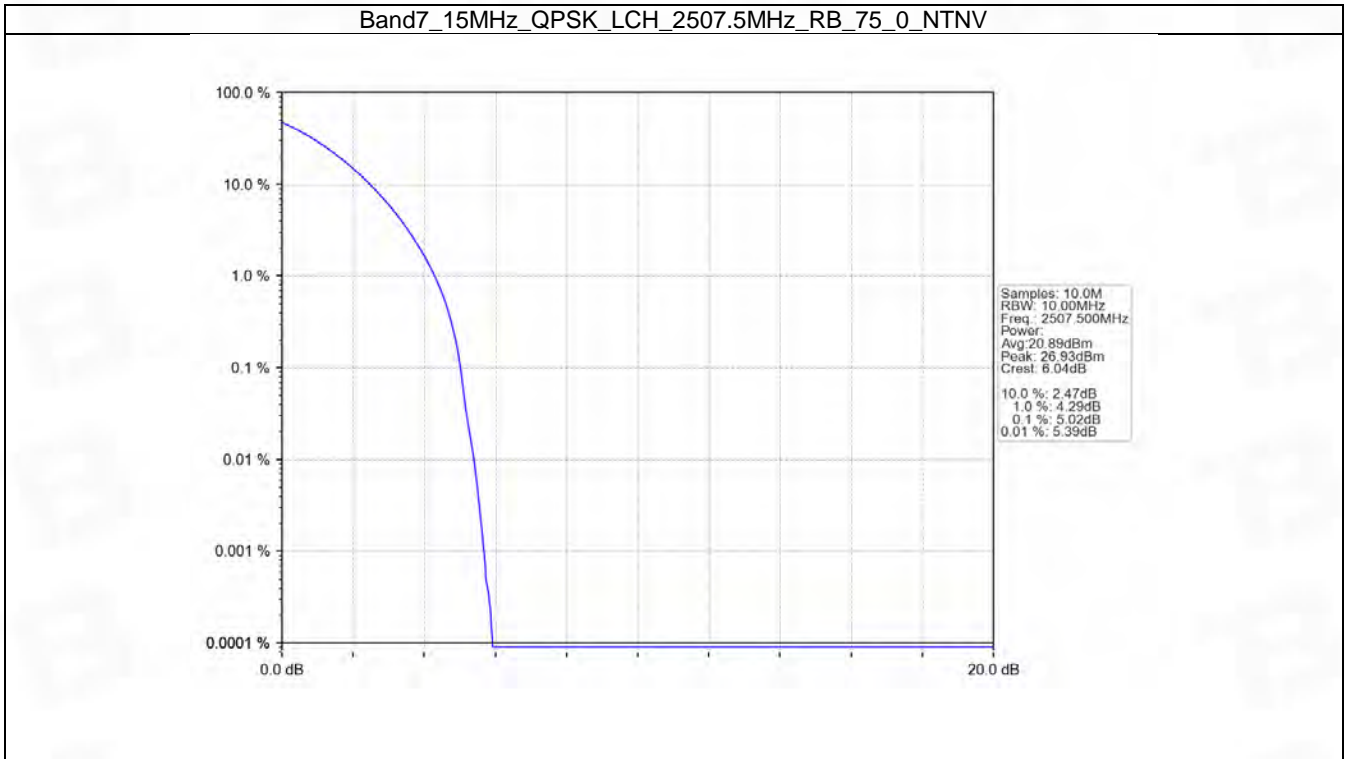


5.3 B7_15MHz

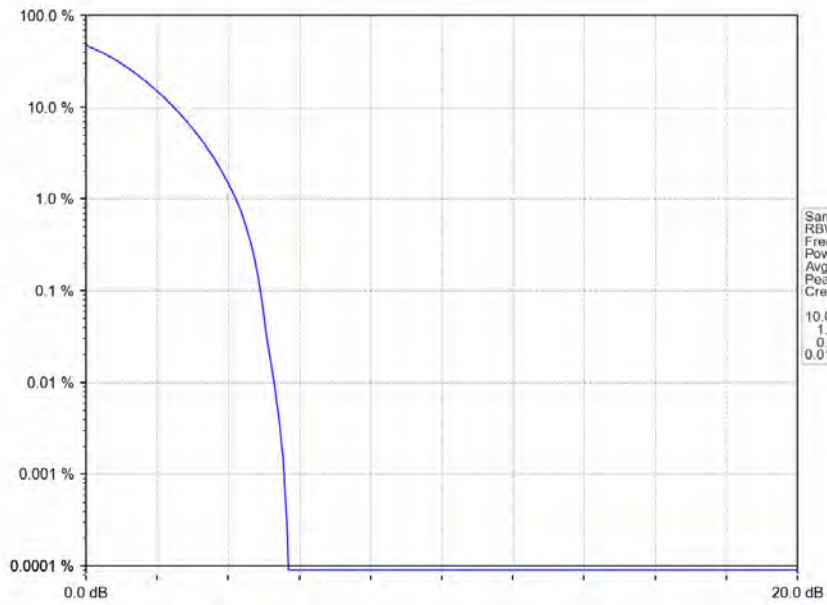
5.3.1 Test Result

Band: 7 / Bandwidth: 15MHz / NTNV						
Modulation	Frequency (MHz)	RB Allocation		Peak-Average Ratio (dB)		Verdict
		Size	Offset	Result	Limit	
QPSK	2507.5	75	0	5.02	<=13	Pass
	2535	75	0	5.05	<=13	Pass
	2562.5	75	0	4.90	<=13	Pass
16QAM	2507.5	75	0	5.79	<=13	Pass
	2535	75	0	5.81	<=13	Pass
	2562.5	75	0	5.67	<=13	Pass

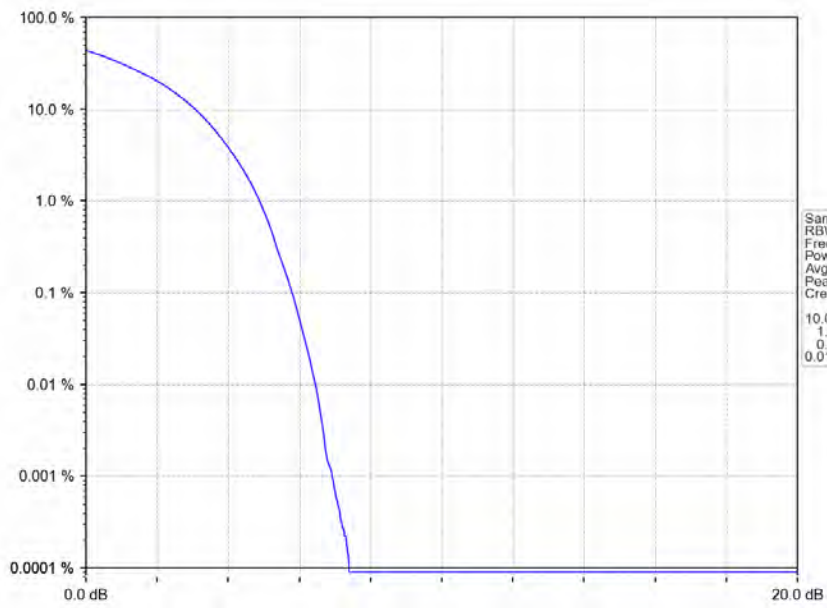
5.3.2 Test Graph



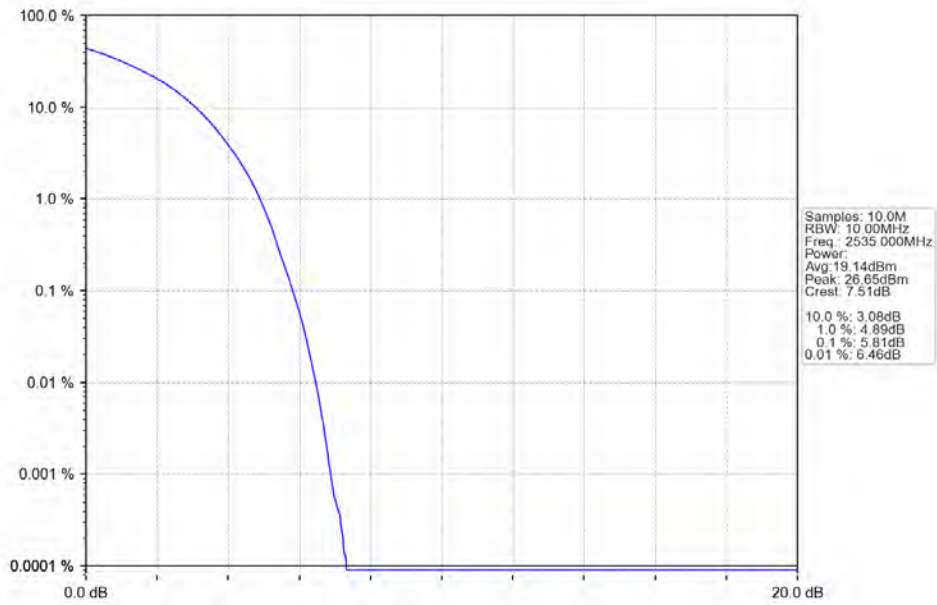
Band7_15MHz_QPSK_HCH_2562.5MHz_RB_75_0_NTNV



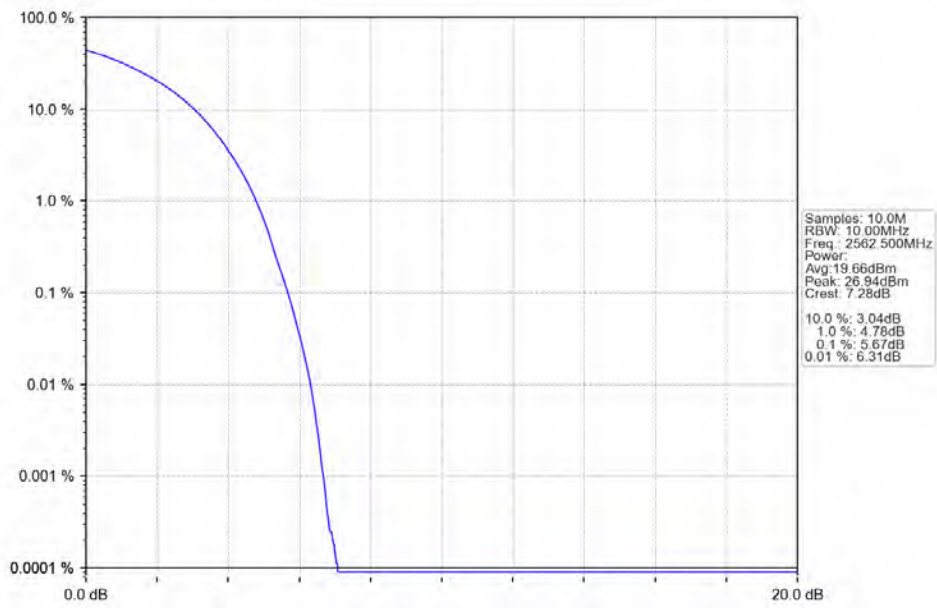
Band7_15MHz_16QAM_LCH_2507.5MHz_RB_75_0_NTNV



Band7_15MHz_16QAM_MCH_2535MHz_RB_75_0_NTNV



Band7_15MHz_16QAM_HCH_2562.5MHz_RB_75_0_NTNV

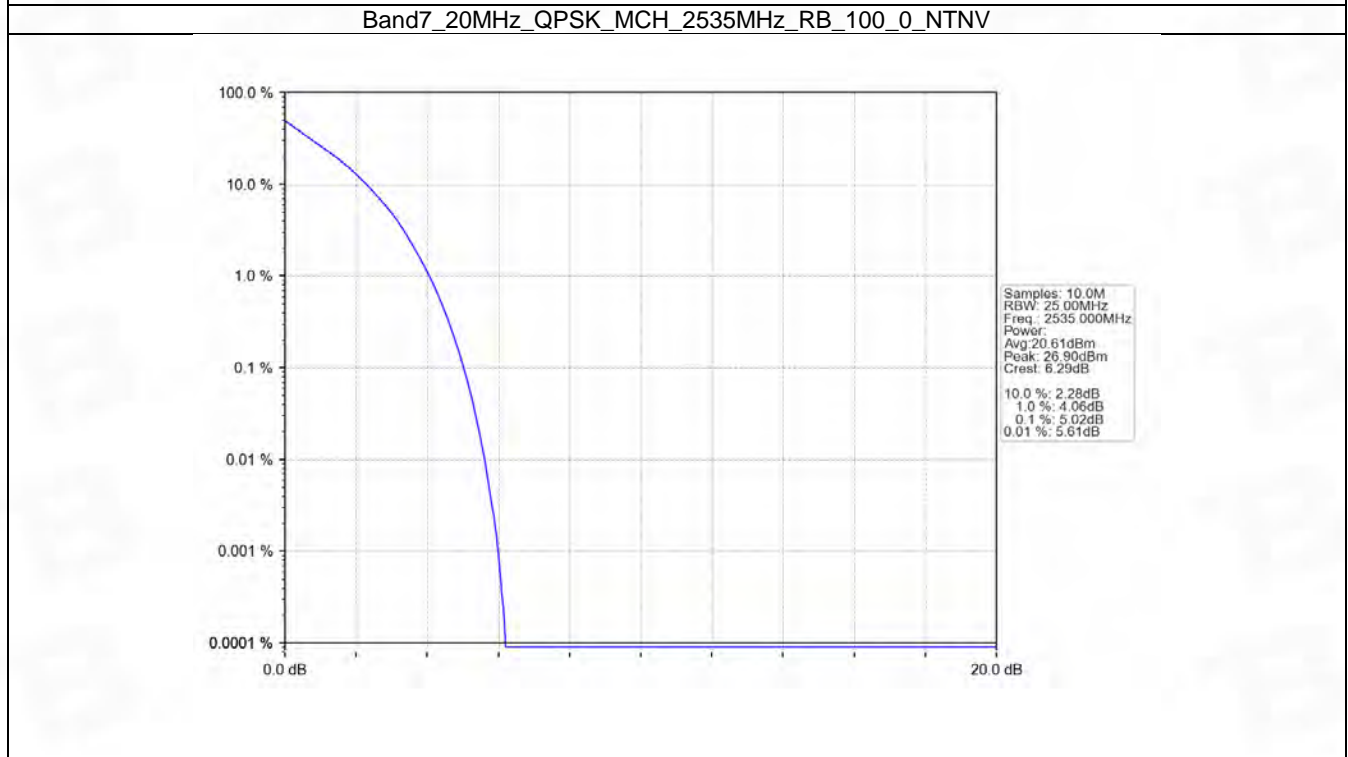
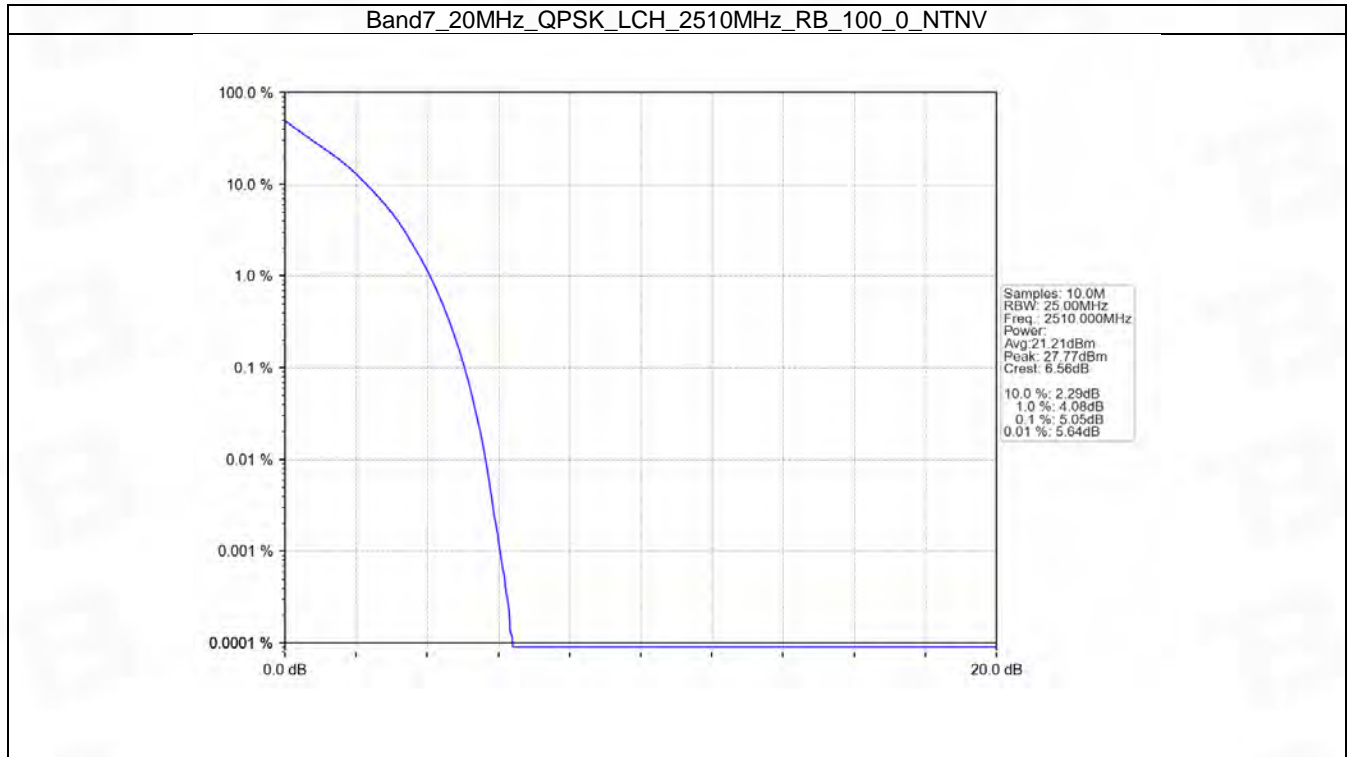


5.4 B7_20MHz

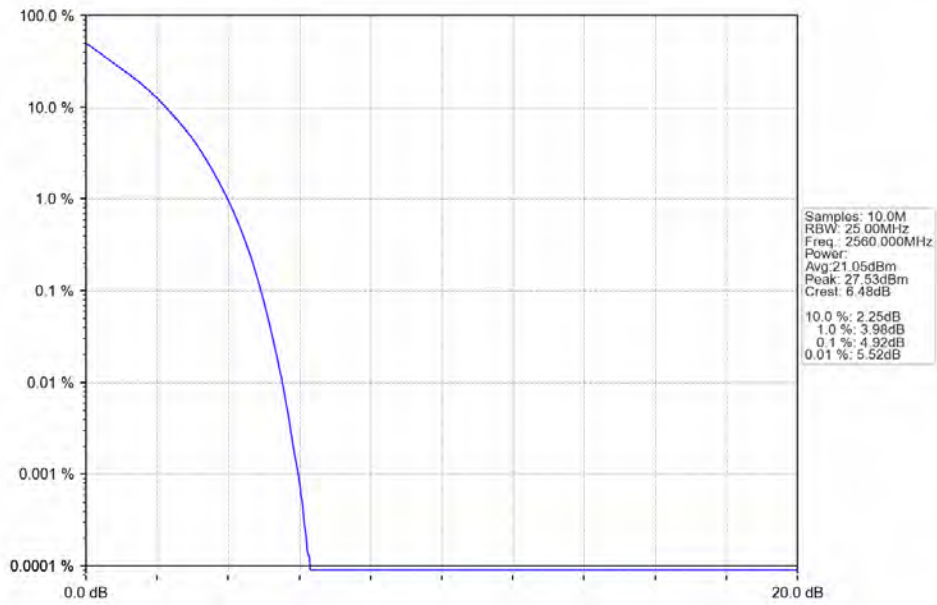
5.4.1 Test Result

Band: 7 / Bandwidth: 20MHz / NTV						
Modulation	Frequency (MHz)	RB Allocation		Peak-Average Ratio (dB)		Verdict
		Size	Offset	Result	Limit	
QPSK	2510	100	0	5.05	<=13	Pass
	2535	100	0	5.02	<=13	Pass
	2560	100	0	4.92	<=13	Pass
16QAM	2510	100	0	5.78	<=13	Pass
	2535	100	0	5.78	<=13	Pass
	2560	100	0	5.70	<=13	Pass

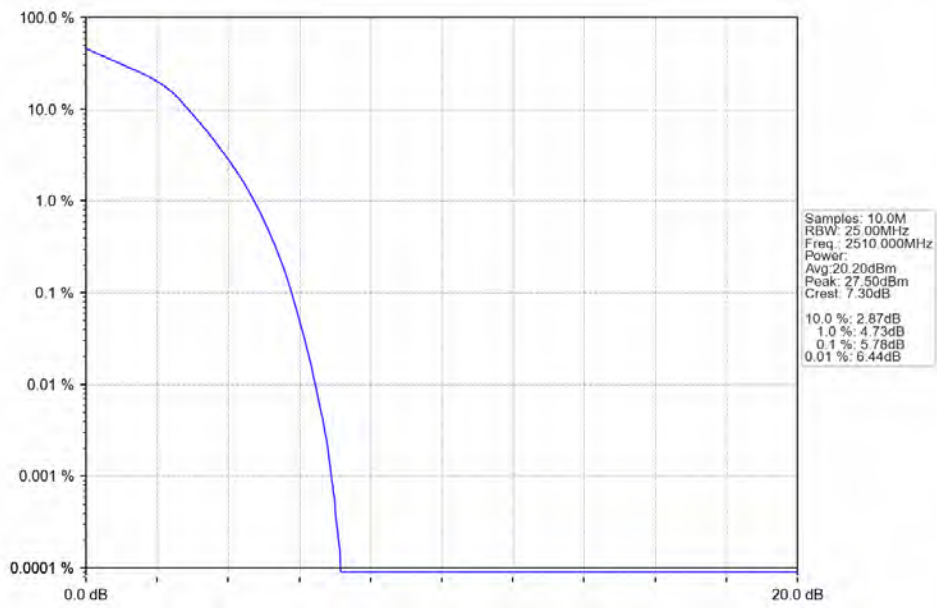
5.4.2 Test Graph



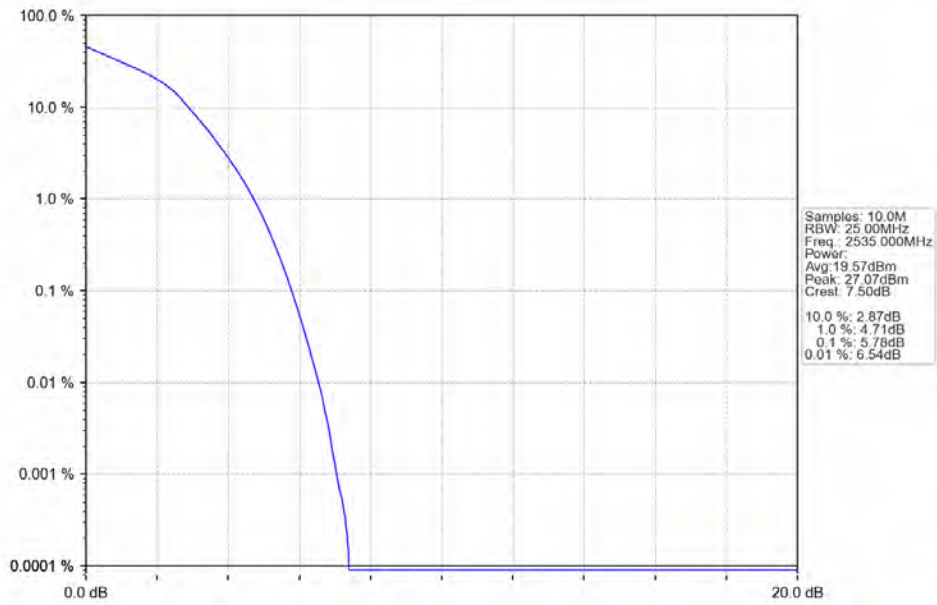
Band7_20MHz_QPSK_HCH_2560MHz_RB_100_0_NTNV



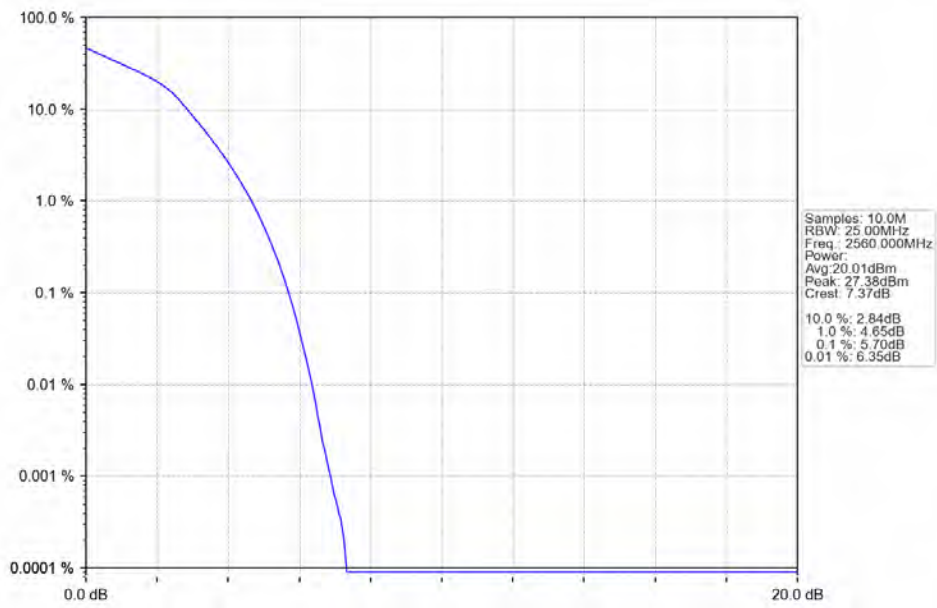
Band7_20MHz_16QAM_LCH_2510MHz_RB_100_0_NTNV



Band7_20MHz_16QAM_MCH_2535MHz_RB_100_0_NTNV



Band7_20MHz_16QAM_HCH_2560MHz_RB_100_0_NTNV



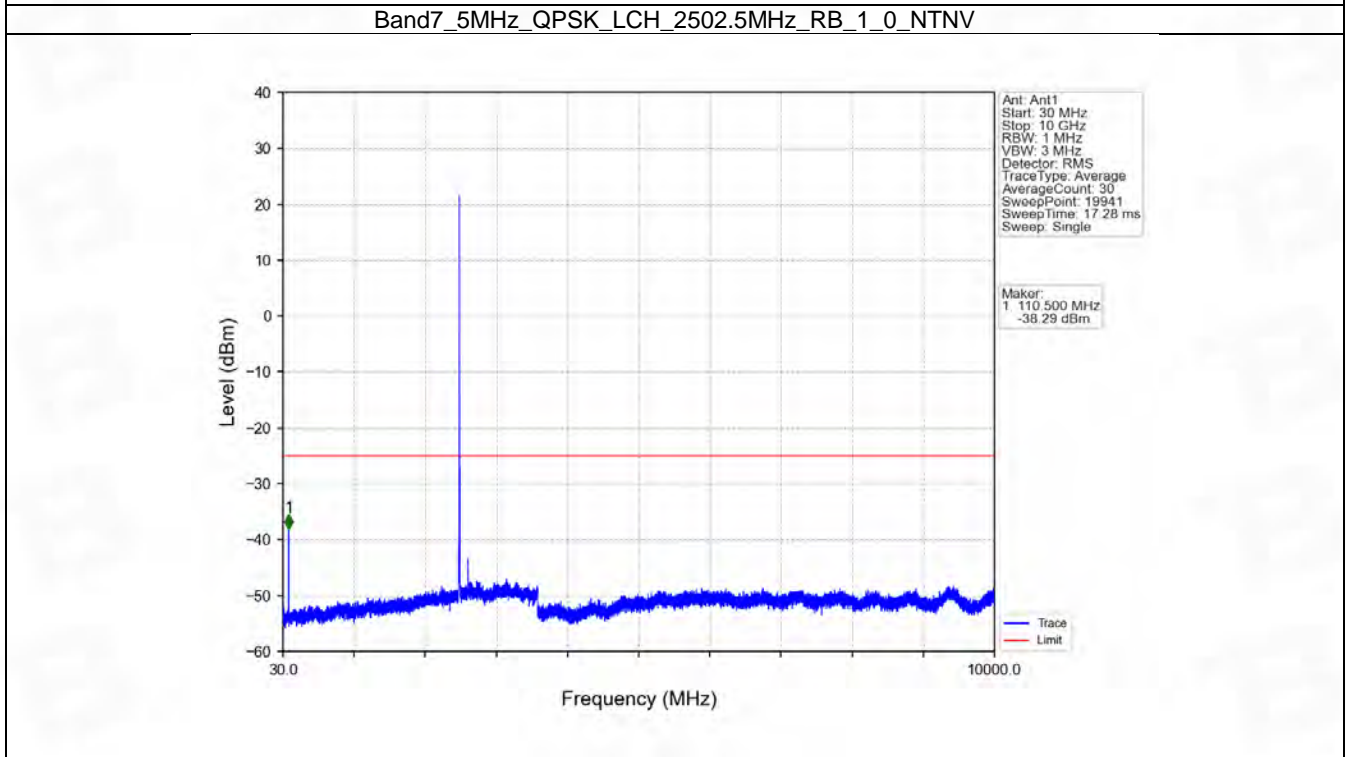
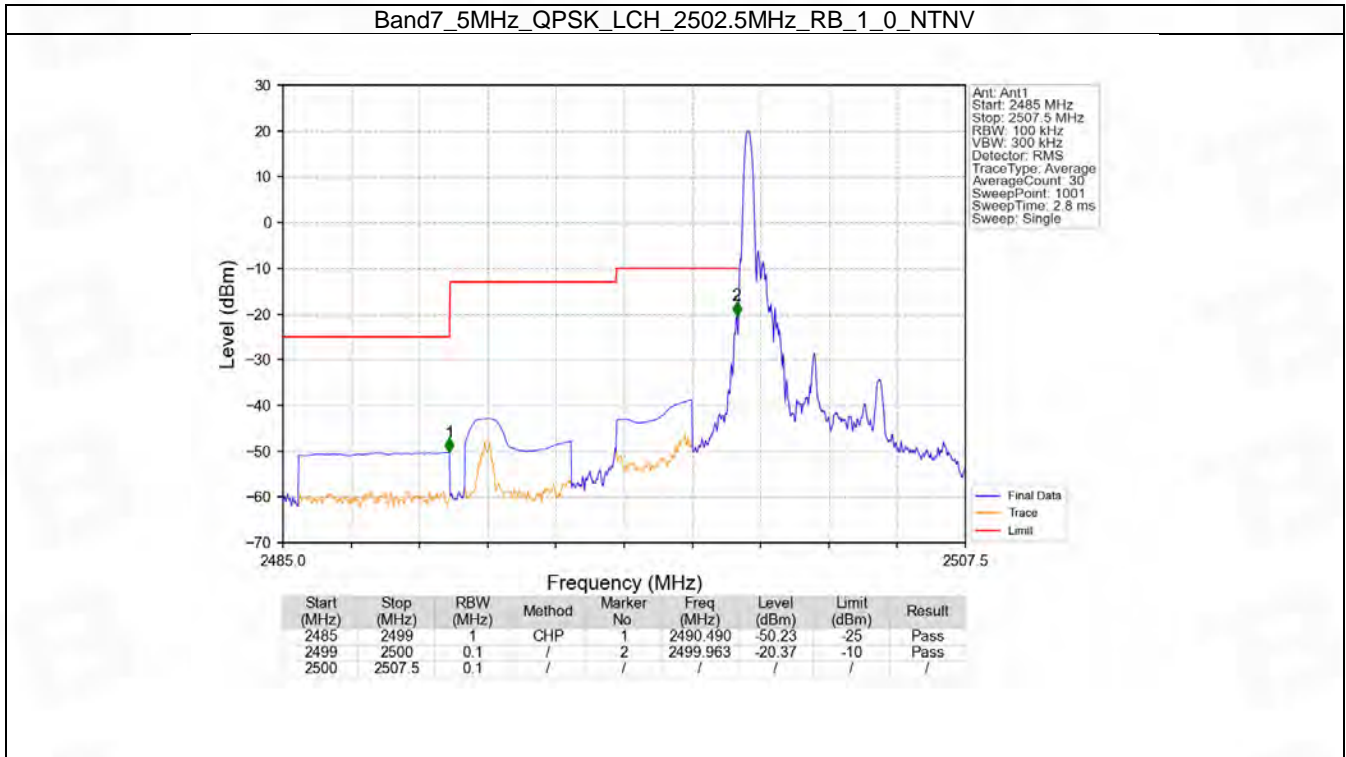
6. Spurious Emission

6.1 B7_5MHz

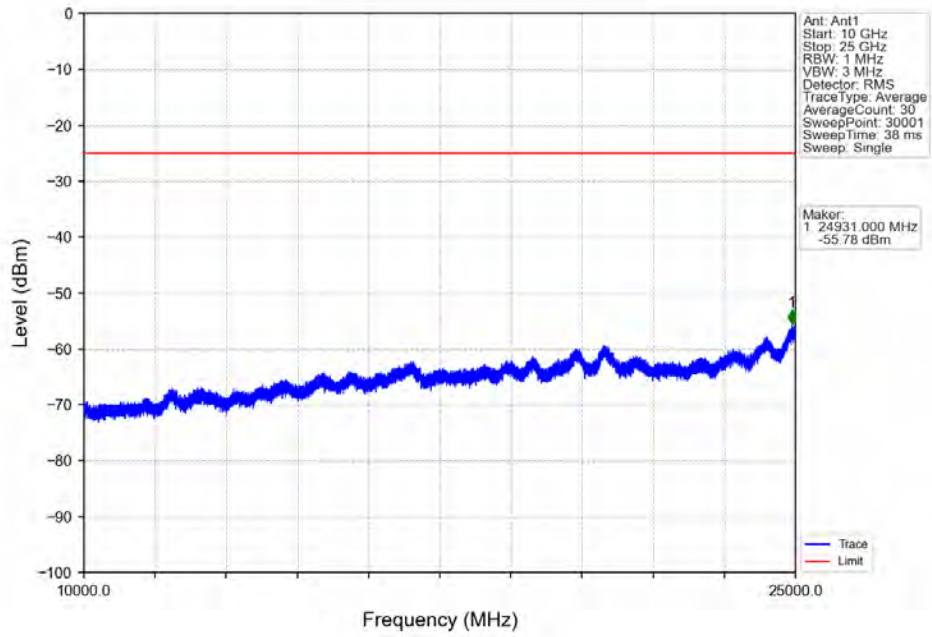
6.1.1 Test Result

Band: 7 / Bandwidth: 5MHz / NTNV						
Modulation	Frequency (MHz)	RB Allocation		Spurious Emission		Verdict
		Size	Offset	Result	Limit	
QPSK	2502.5	1	0	Refer To Test Graph		Pass
		25	0	Refer To Test Graph		Pass
	2567.5	1	0	Refer To Test Graph		Pass
		1	0	Refer To Test Graph		Pass
			24	Refer To Test Graph		Pass
		25	0	Refer To Test Graph		Pass
16QAM	2502.5	1	0	Refer To Test Graph		Pass
		25	0	Refer To Test Graph		Pass
	2567.5	1	0	Refer To Test Graph		Pass
		1	0	Refer To Test Graph		Pass
			24	Refer To Test Graph		Pass
		25	0	Refer To Test Graph		Pass

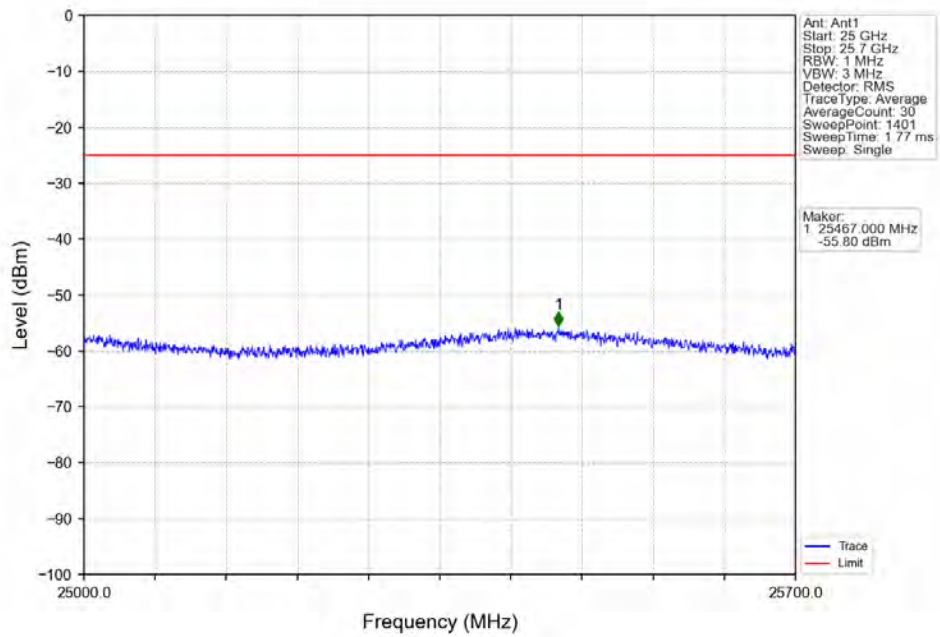
6.1.2 Test Graph



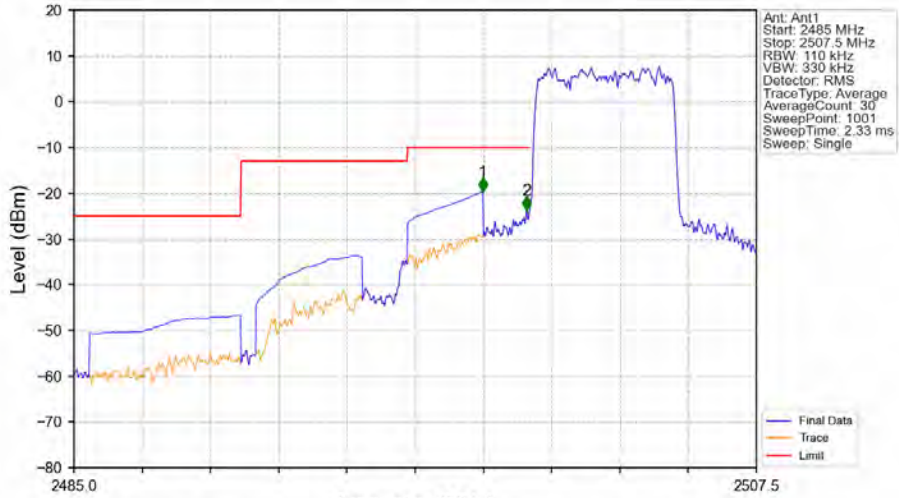
Band7_5MHz_QPSK_LCH_2502.5MHz_RB_1_0_NTNV



Band7_5MHz_QPSK_LCH_2502.5MHz_RB_1_0_NTNV

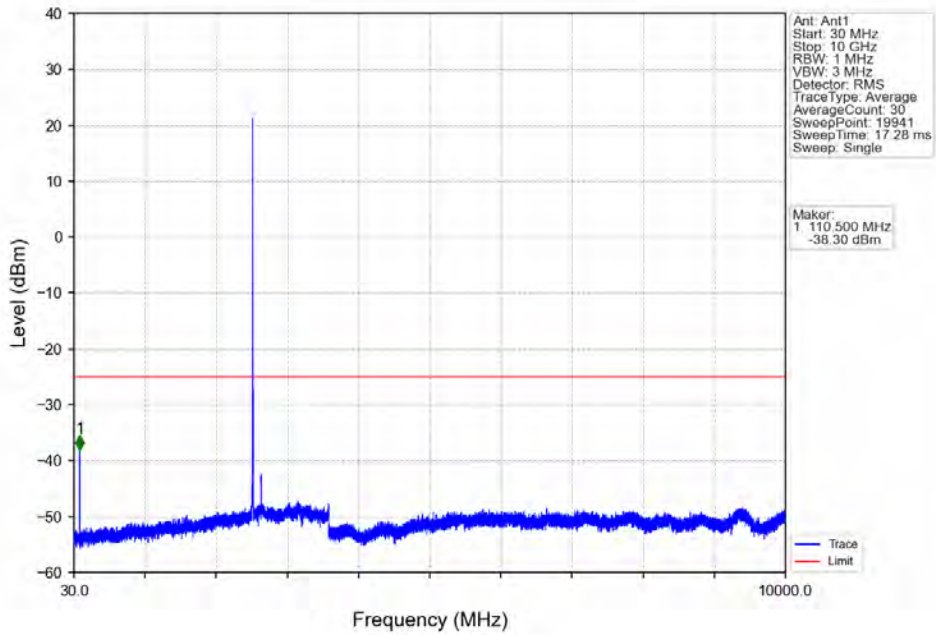


Band7_5MHz_QPSK_LCH_2502.5MHz_RB_25_0_NTNV



Start (MHz)	Stop (MHz)	RBW (MHz)	Method	Marker No	Freq (MHz)	Level (dBm)	Limit (dBm)	Result
2485	2499	1	CHP	1	2498.477	-19.65	-10	Pass
2499	2500	0.11	/	2	2499.918	-23.71	-10	Pass
2500	2507.5	0.11	/	/	/	/	/	/

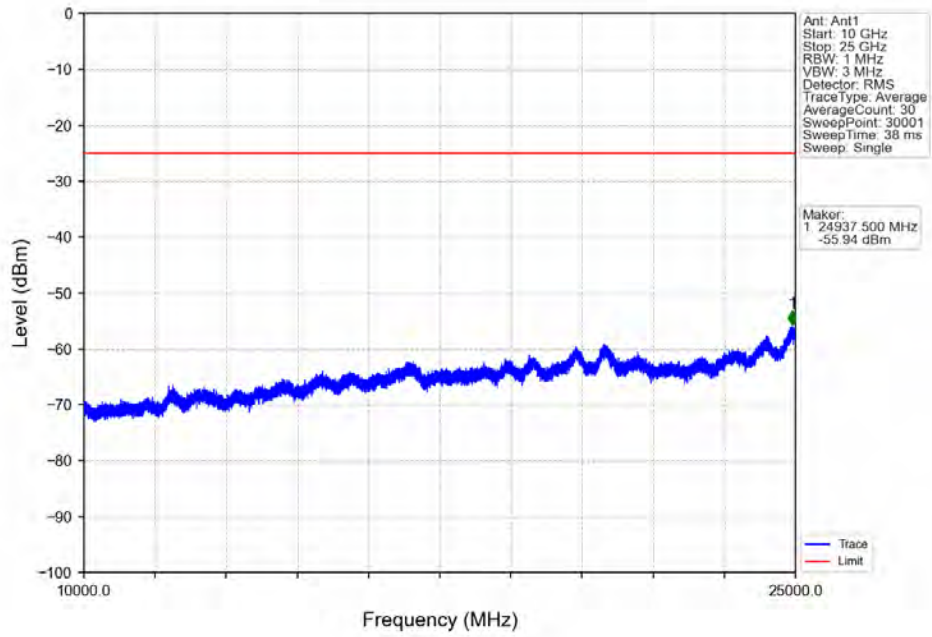
Band7_5MHz_QPSK_MCH_2535MHz_RB_1_0_NTNV



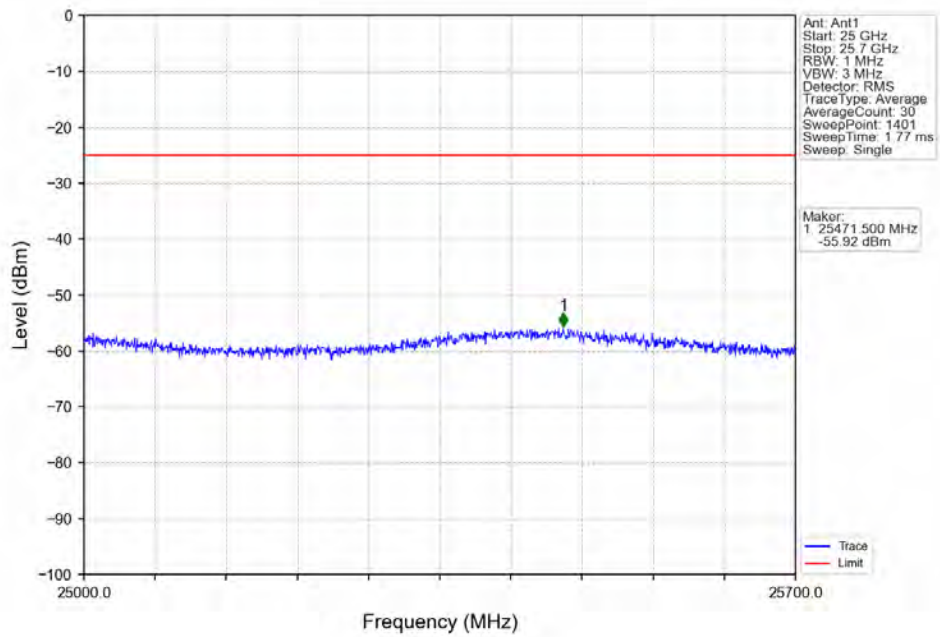
Ant: Ant1
 Start: 30 MHz
 Stop: 10 GHz
 RBW: 1 MHz
 VBW: 3 MHz
 Detector: RMS
 Trace Type: Average
 Average Count: 30
 Sweep Point: 19941
 Sweep Time: 17.28 ms
 Sweep: Single

Marker:
 1 110.500 MHz
 -38.30 dBm

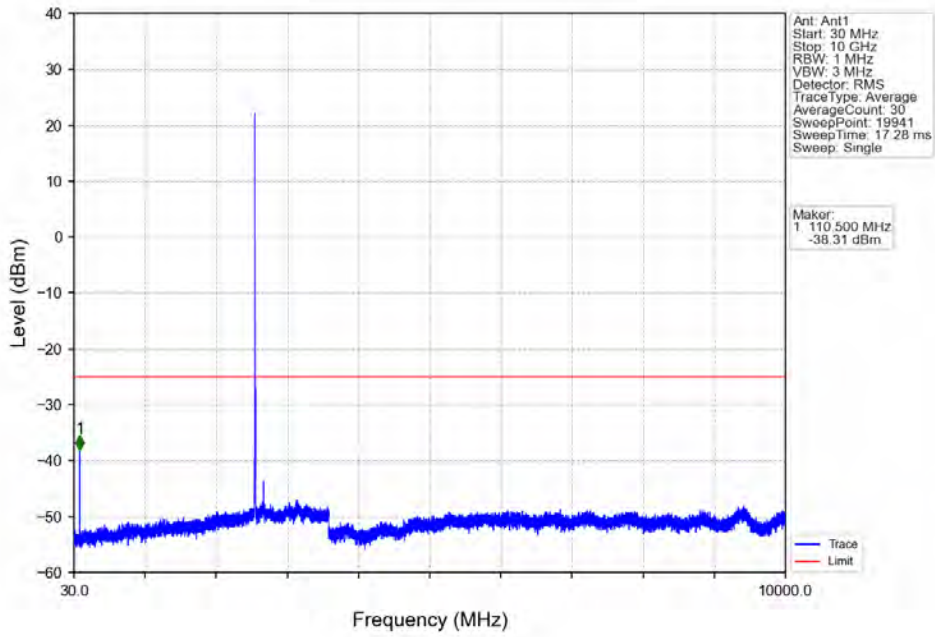
Band7_5MHz_QPSK_MCH_2535MHz_RB_1_0_NTNV



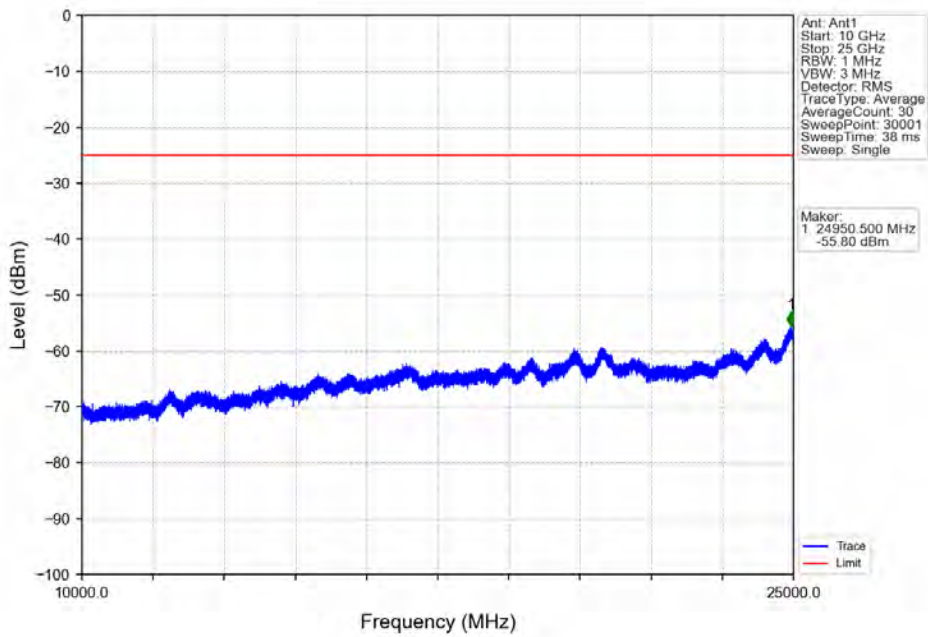
Band7_5MHz_QPSK_MCH_2535MHz_RB_1_0_NTNV



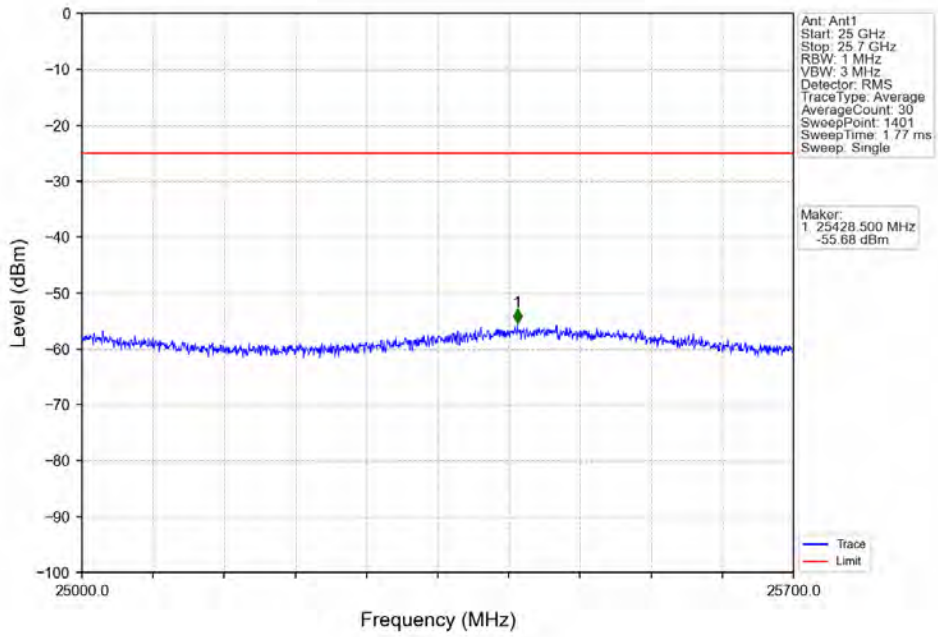
Band7_5MHz_QPSK_HCH_2567.5MHz_RB_1_0_NTNV



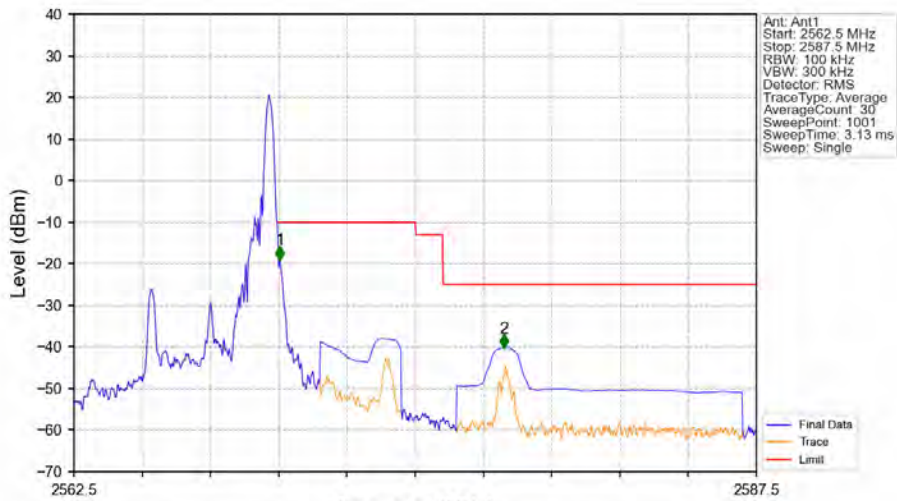
Band7_5MHz_QPSK_HCH_2567.5MHz_RB_1_0_NTNV



Band7_5MHz_QPSK_HCH_2567.5MHz_RB_1_0_NTNV

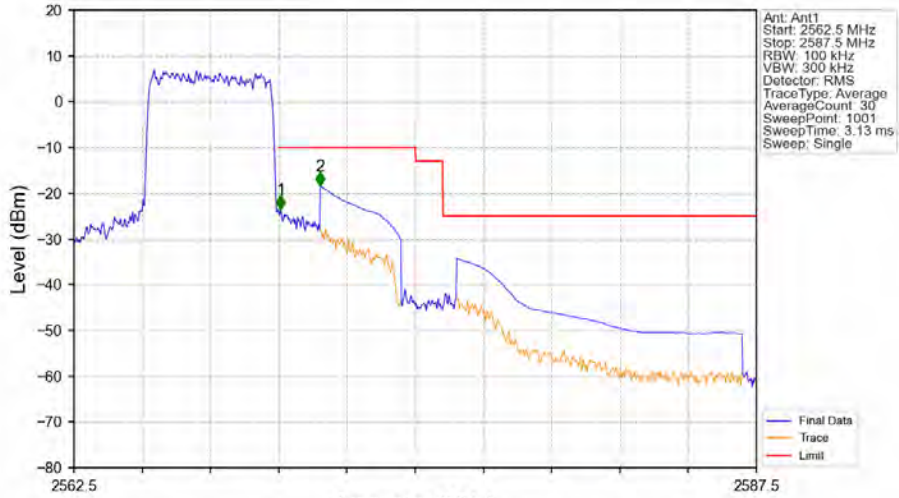


Band7_5MHz_QPSK_HCH_2567.5MHz_RB_1_24_NTNV



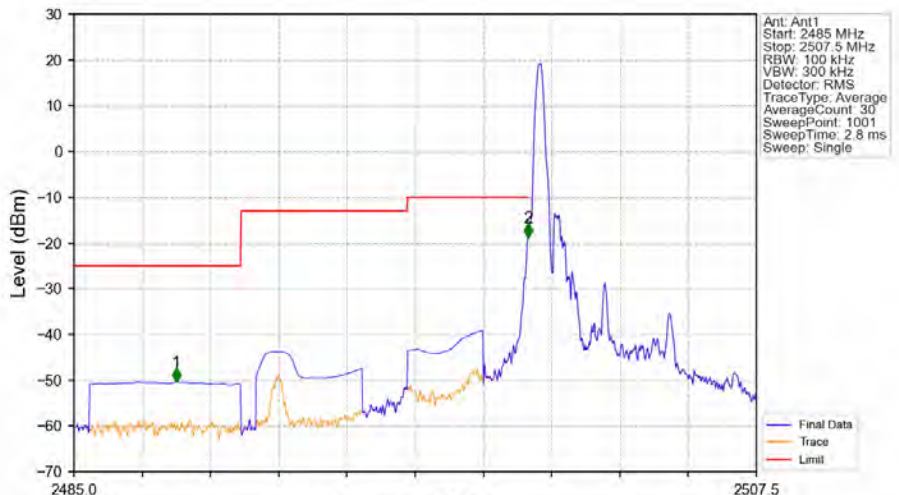
Start (MHz)	Stop (MHz)	RBW (MHz)	Method	Marker No	Freq (MHz)	Level (dBm)	Limit (dBm)	Result
2562.5	2570	0.1	/	1	2570.050	-19.07	-10	Pass
2570	2571	0.1	/					
2571	2587.5	1	CHP	2	2578.250	-40.28	-25	Pass

Band7_5MHz_QPSK_HCH_2567.5MHz_RB_25_0_NTNV



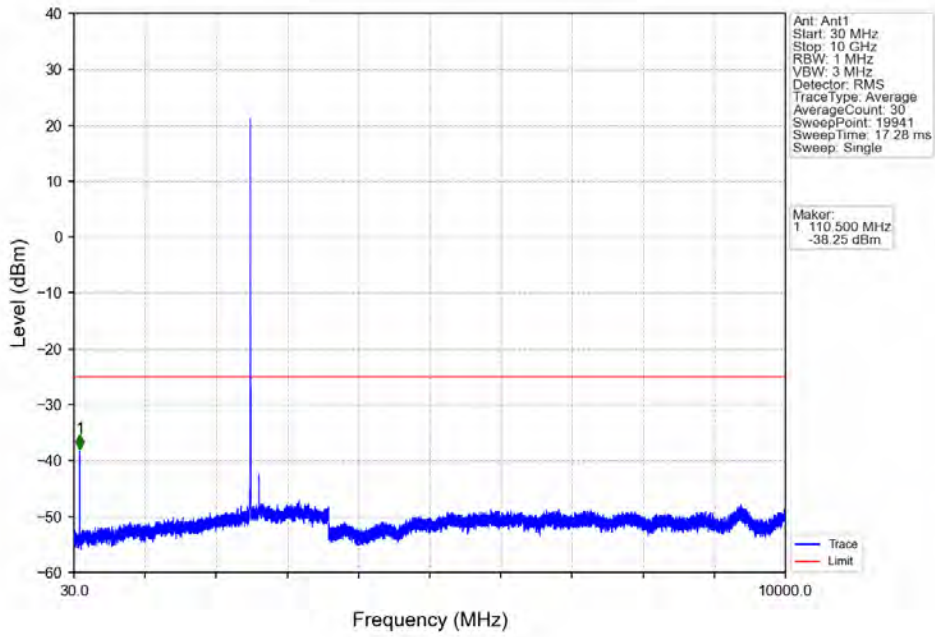
Start (MHz)	Stop (MHz)	RBW (MHz)	Method	Marker No	Freq (MHz)	Level (dBm)	Limit (dBm)	Result
2562.5	2570	0.1	/	1	2570.075	-23.58	-10	Pass
2570	2571	0.1	/	1	2570.075	-23.58	-10	Pass
2571	2587.5	1	CHP	2	2571.525	-18.44	-10	Pass

Band7_5MHz_16QAM_LCH_2502.5MHz_RB_1_0_NTNV

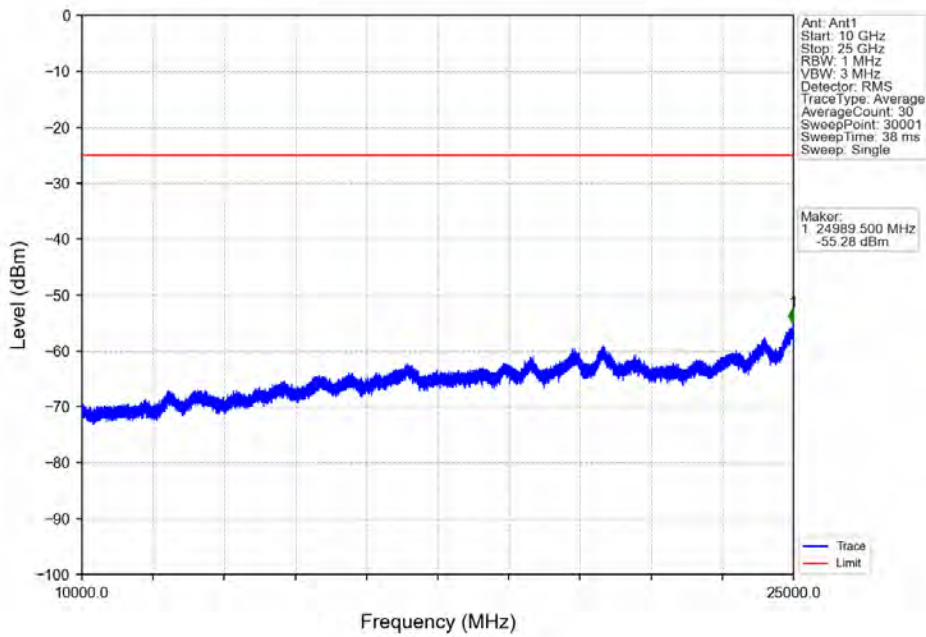


Start (MHz)	Stop (MHz)	RBW (MHz)	Method	Marker No	Freq (MHz)	Level (dBm)	Limit (dBm)	Result
2485	2499	1	CHP	1	2488.375	-50.45	-25	Pass
2499	2500	0.1	/	2	2499.985	-18.90	-10	Pass
2500	2507.5	0.1	/	/	/	/	/	/

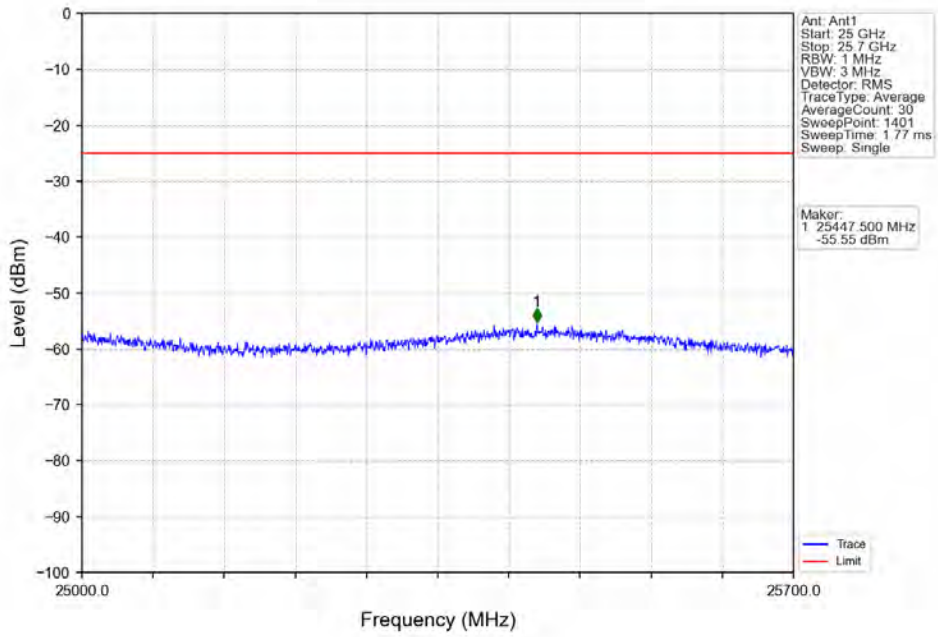
Band7_5MHz_16QAM_LCH_2502.5MHz_RB_1_0_NTNV



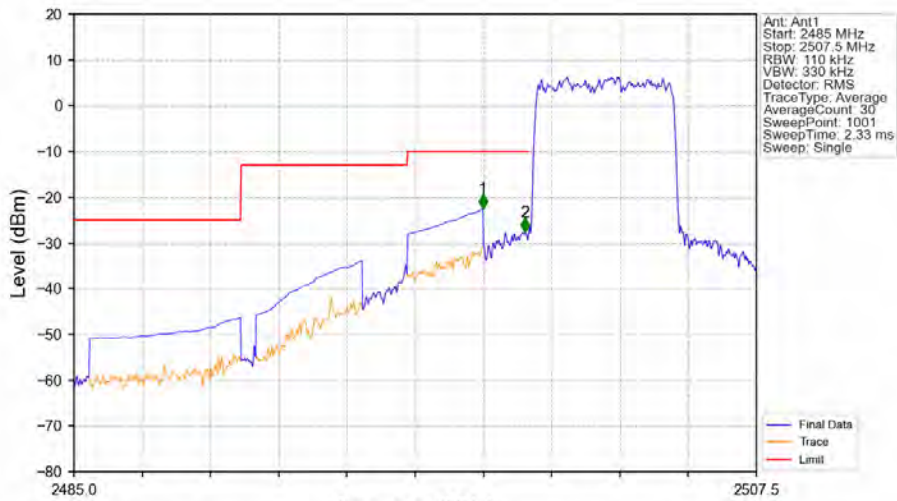
Band7_5MHz_16QAM_LCH_2502.5MHz_RB_1_0_NTNV



Band7_5MHz_16QAM_LCH_2502.5MHz_RB_1_0_NTNV

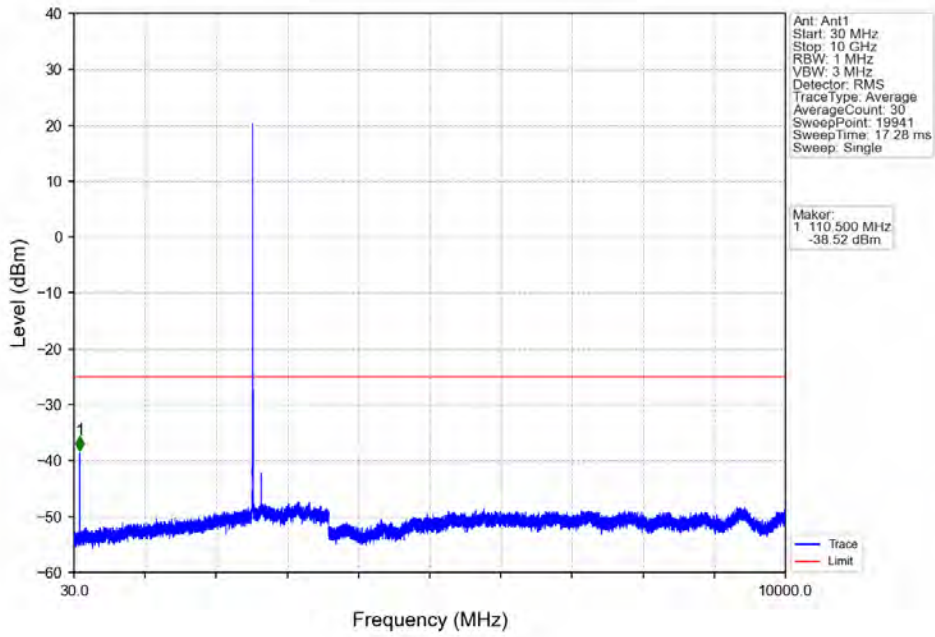


Band7_5MHz_16QAM_LCH_2502.5MHz_RB_25_0_NTNV

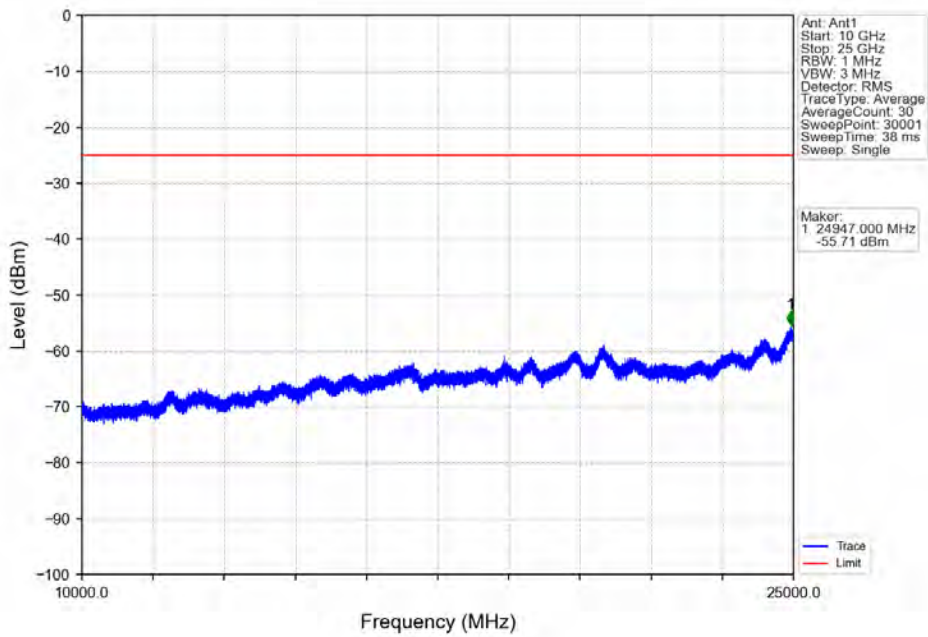


Start (MHz)	Stop (MHz)	RBW (MHz)	Method	Marker No	Freq (MHz)	Level (dBm)	Limit (dBm)	Result
2485	2499	1	CHP	1	2498.477	-22.52	-10	Pass
2499	2500	0.11	/	2	2499.872	-27.67	-10	Pass
2500	2507.5	0.11	/	/	/	/	/	/

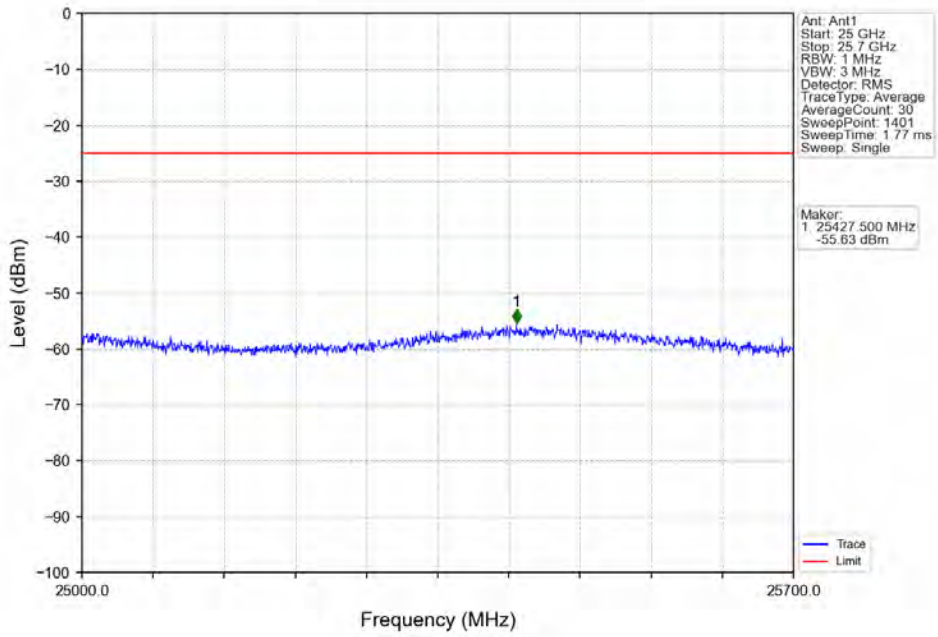
Band7_5MHz_16QAM_MCH_2535MHz_RB_1_0_NTNV



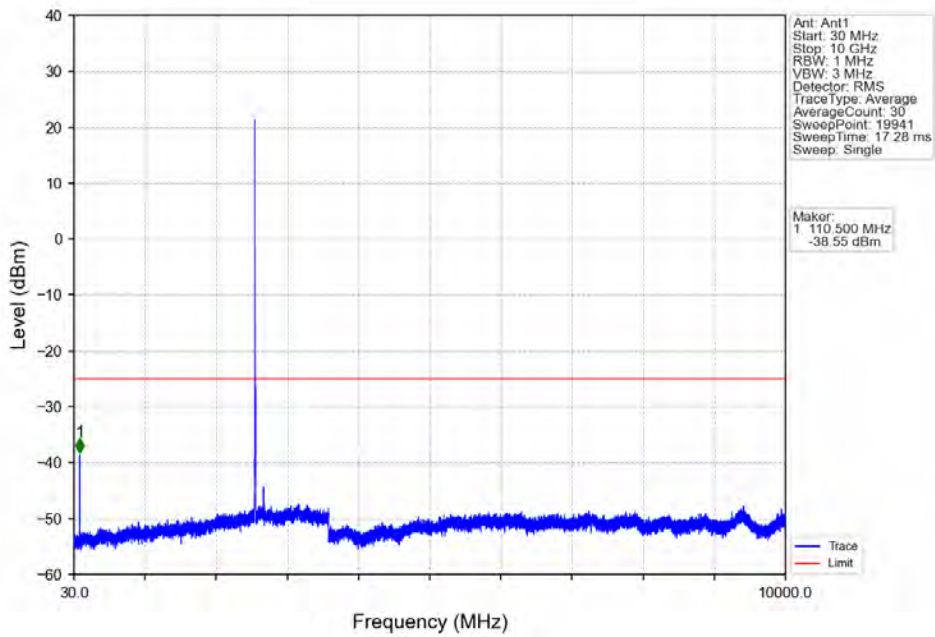
Band7_5MHz_16QAM_MCH_2535MHz_RB_1_0_NTNV



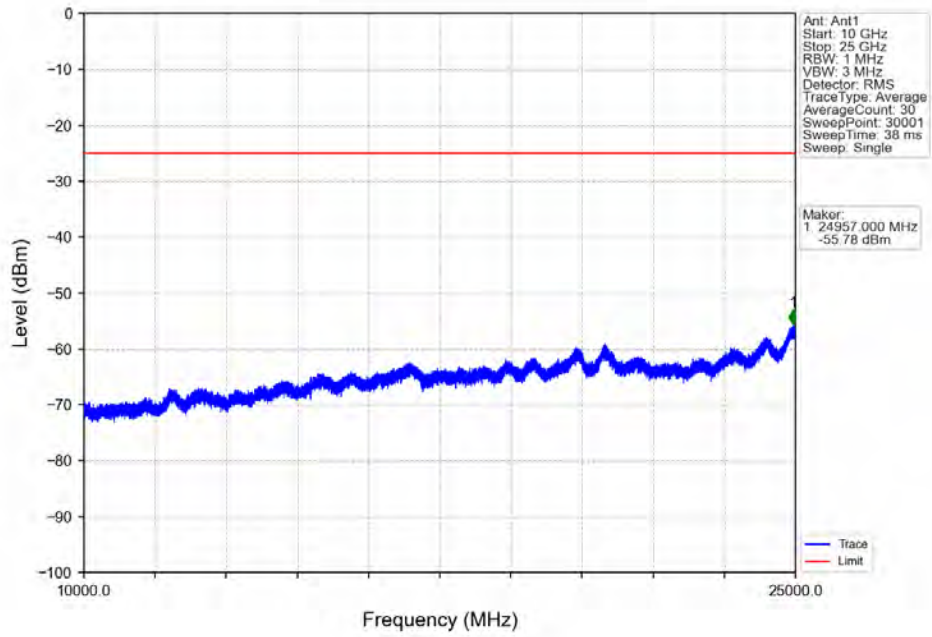
Band7_5MHz_16QAM_MCH_2535MHz_RB_1_0_NTNV



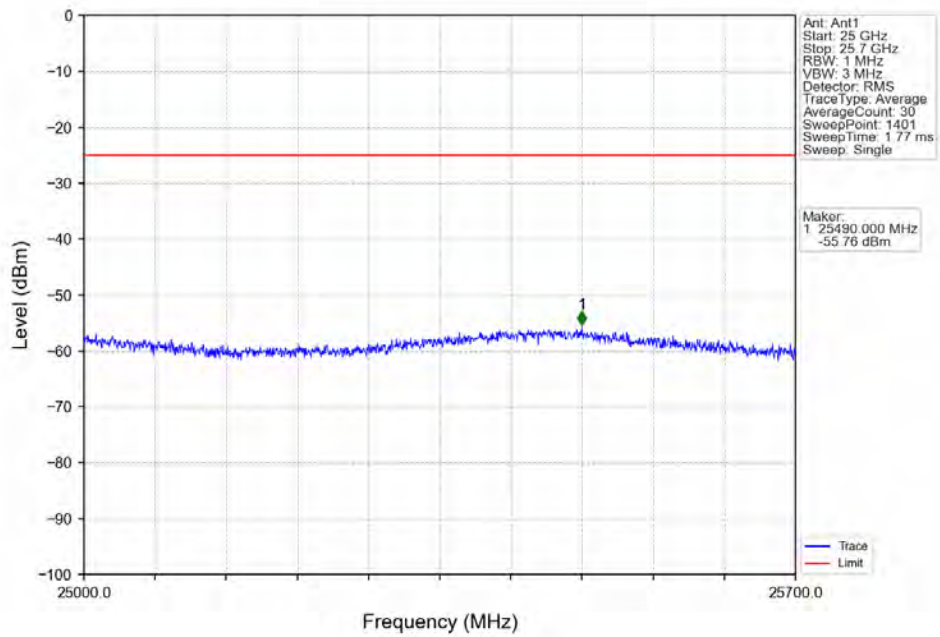
Band7_5MHz_16QAM_HCH_2567.5MHz_RB_1_0_NTNV



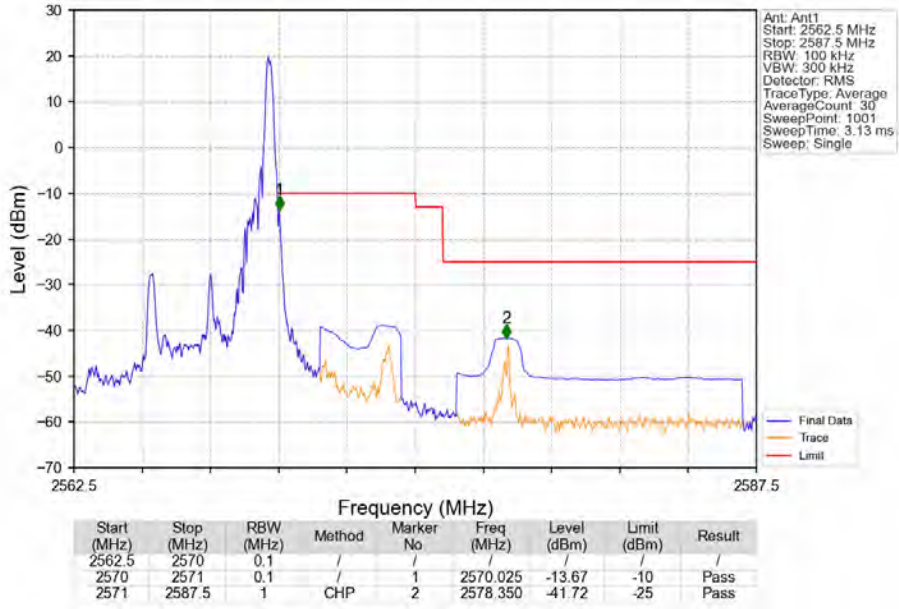
Band7_5MHz_16QAM_HCH_2567.5MHz_RB_1_0_NTNV



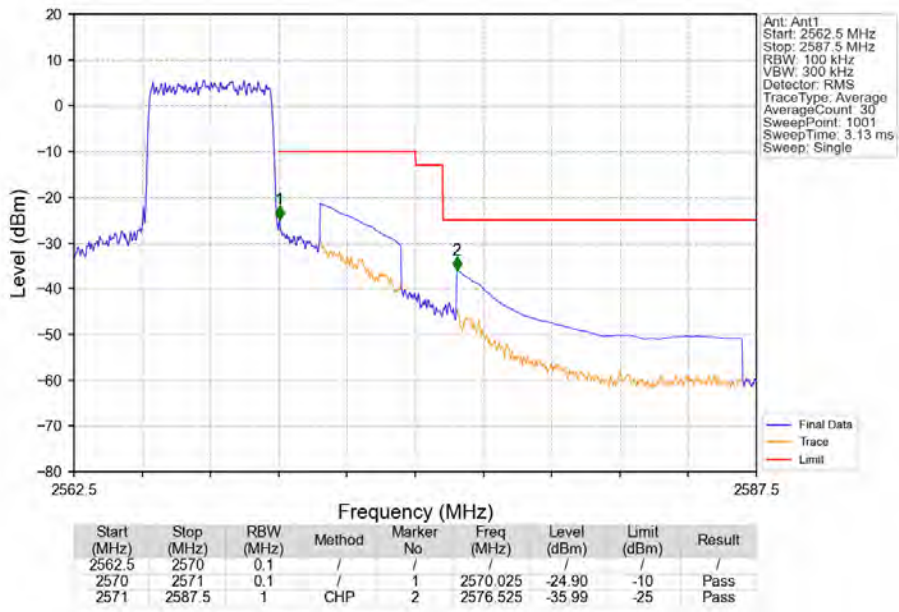
Band7_5MHz_16QAM_HCH_2567.5MHz_RB_1_0_NTNV



Band7_5MHz_16QAM_HCH_2567.5MHz_RB_1_24_NTNV



Band7_5MHz_16QAM_HCH_2567.5MHz_RB_25_0_NTNV

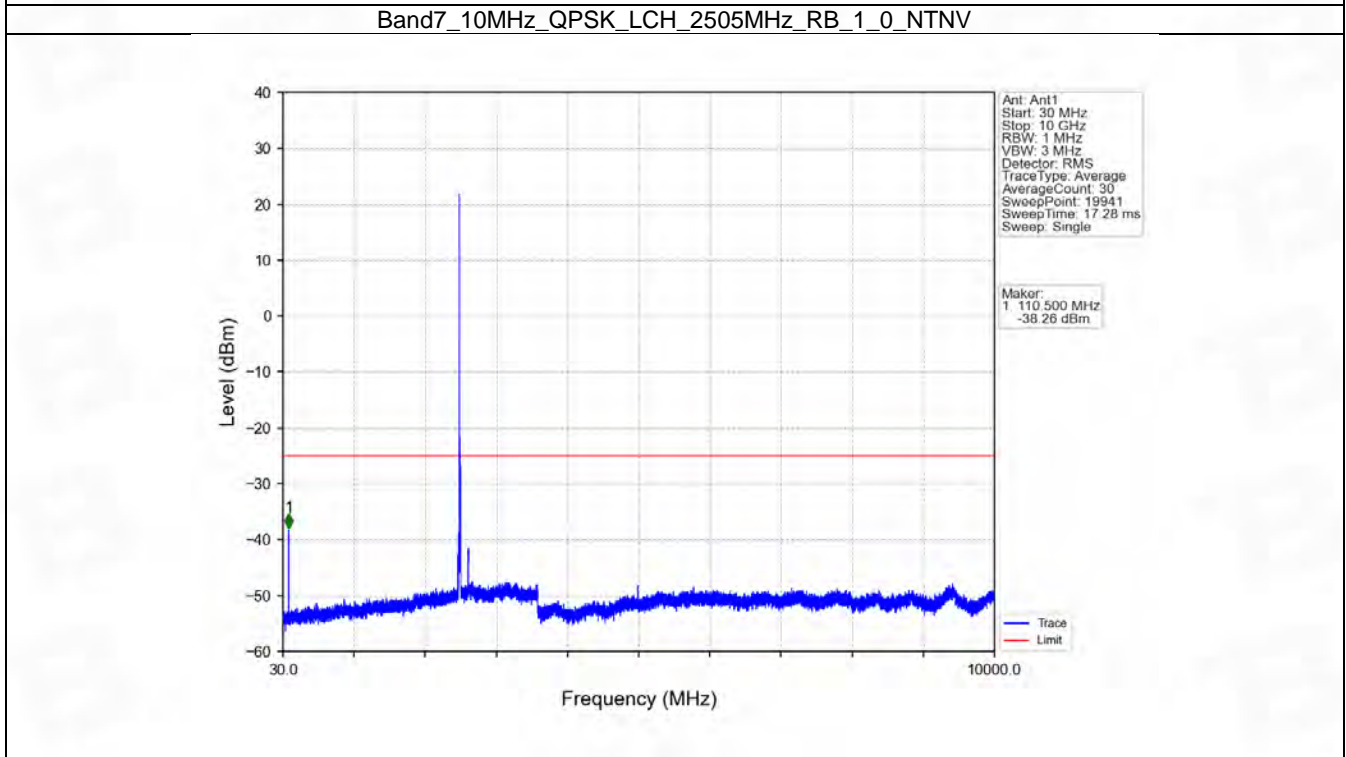
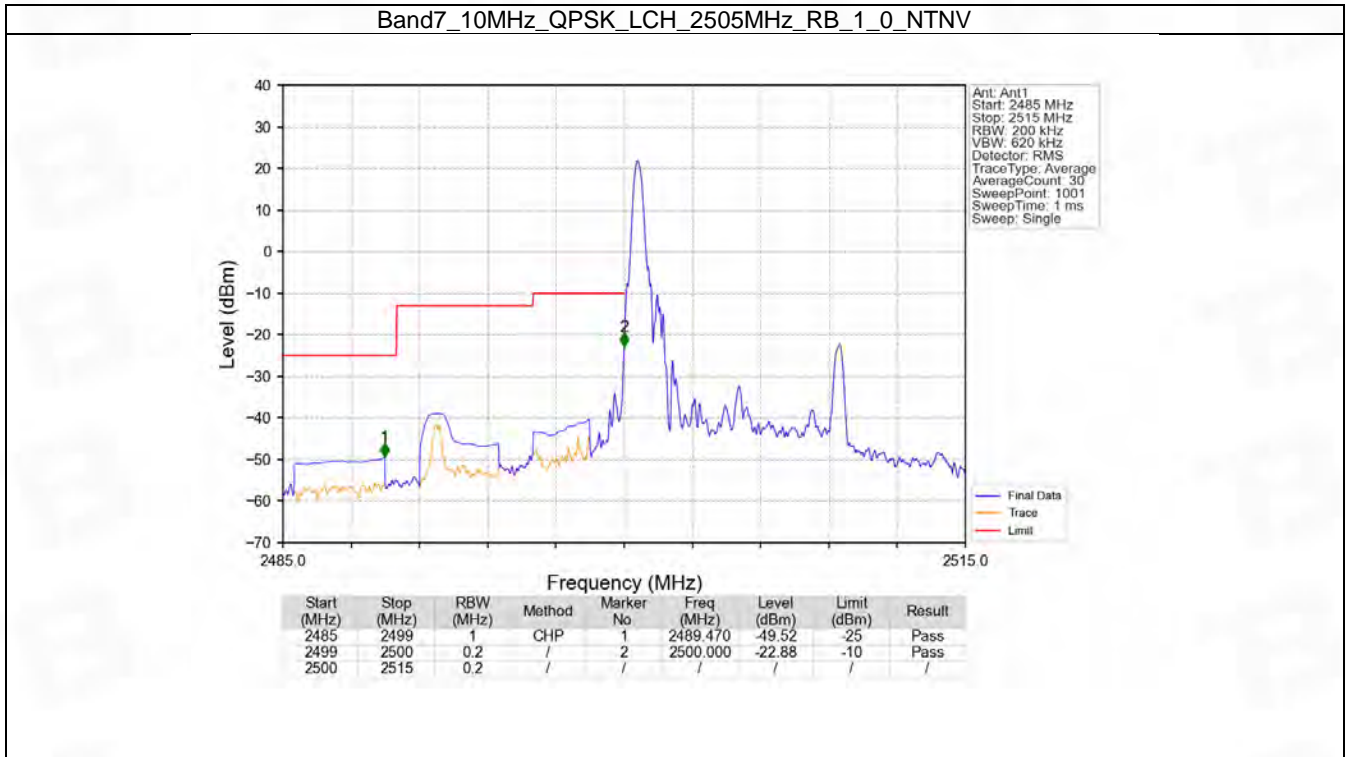


6.2 B7_10MHz

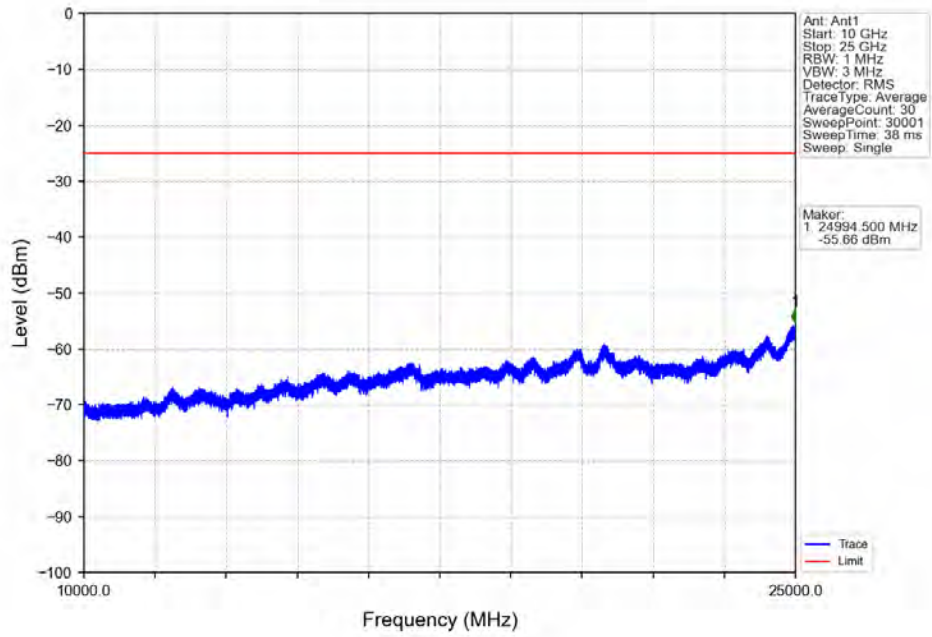
6.2.1 Test Result

Band: 7 / Bandwidth: 10MHz / NTV						
Modulation	Frequency (MHz)	RB Allocation		Spurious Emission		Verdict
		Size	Offset	Result	Limit	
QPSK	2505	1	0	Refer To Test Graph		Pass
		50	0	Refer To Test Graph		Pass
	2535	1	0	Refer To Test Graph		Pass
	2565	1	0	Refer To Test Graph		Pass
			49	Refer To Test Graph		Pass
		50	0	Refer To Test Graph		Pass
16QAM	2505	1	0	Refer To Test Graph		Pass
		50	0	Refer To Test Graph		Pass
	2535	1	0	Refer To Test Graph		Pass
	2565	1	0	Refer To Test Graph		Pass
			49	Refer To Test Graph		Pass
		50	0	Refer To Test Graph		Pass

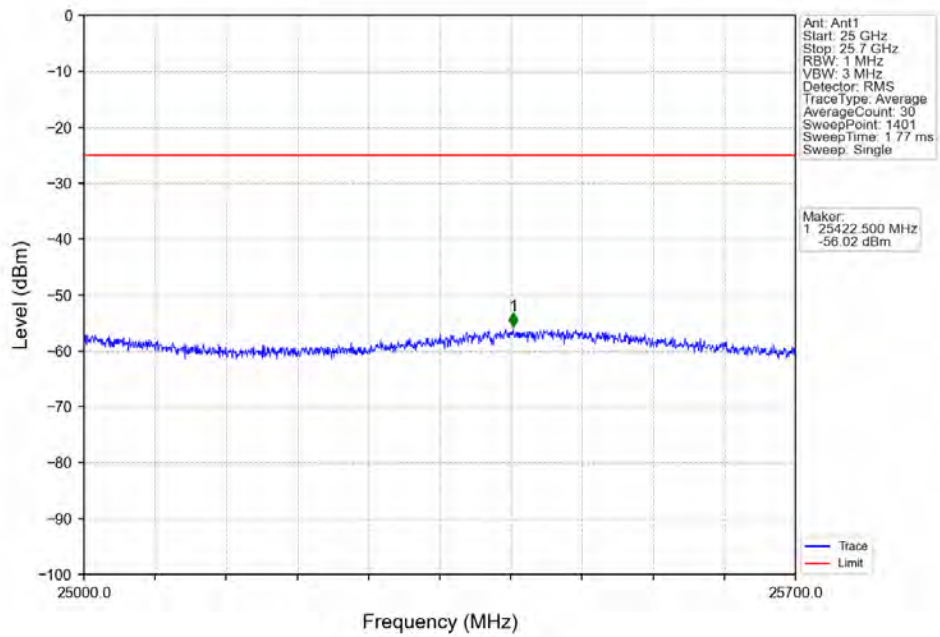
6.2.2 Test Graph



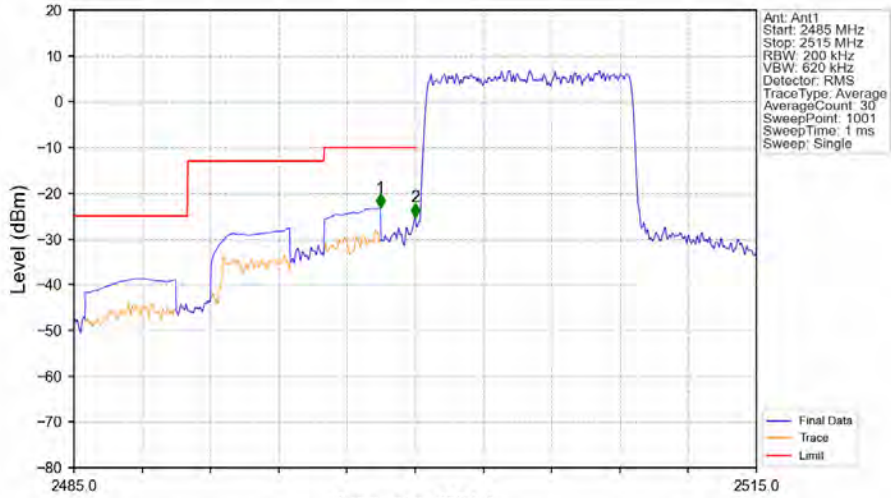
Band7_10MHz_QPSK_LCH_2505MHz_RB_1_0_NTNV



Band7_10MHz_QPSK_LCH_2505MHz_RB_1_0_NTNV

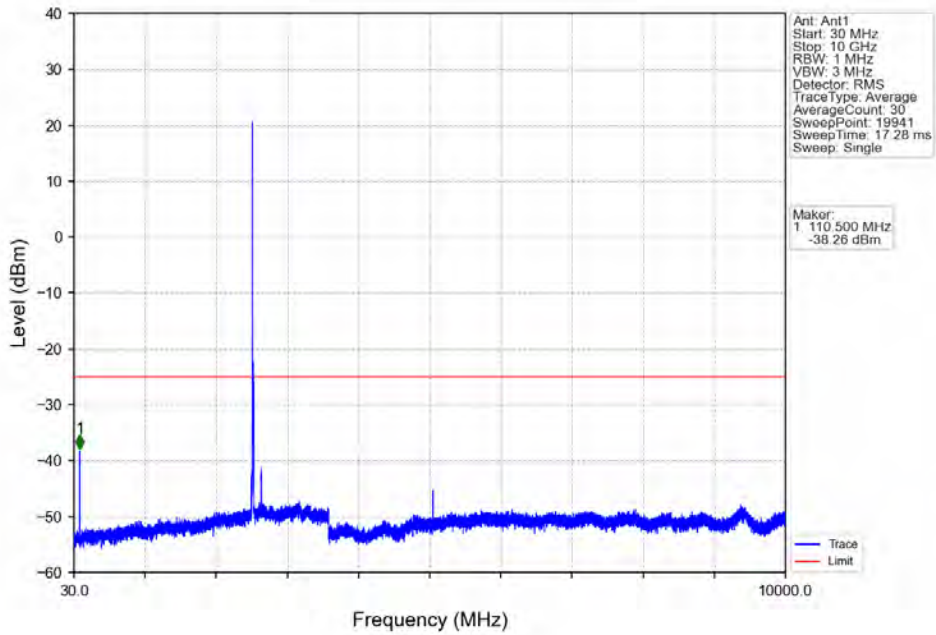


Band7_10MHz_QPSK_LCH_2505MHz_RB_50_0_NTNV



Start (MHz)	Stop (MHz)	RBW (MHz)	Method	Marker No	Freq (MHz)	Level (dBm)	Limit (dBm)	Result
2485	2499	1	CHP	1	2498.470	-23.25	-10	Pass
2499	2500	0.2	/	2	2500.000	-25.26	-10	Pass
2500	2515	0.2	/	/	/	/	/	/

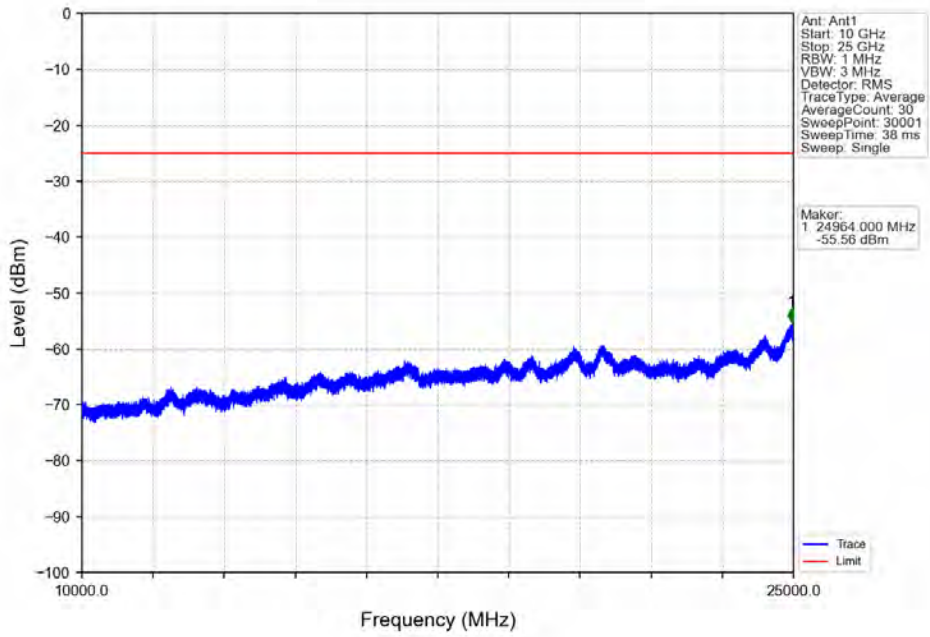
Band7_10MHz_QPSK_MCH_2535MHz_RB_1_0_NTNV



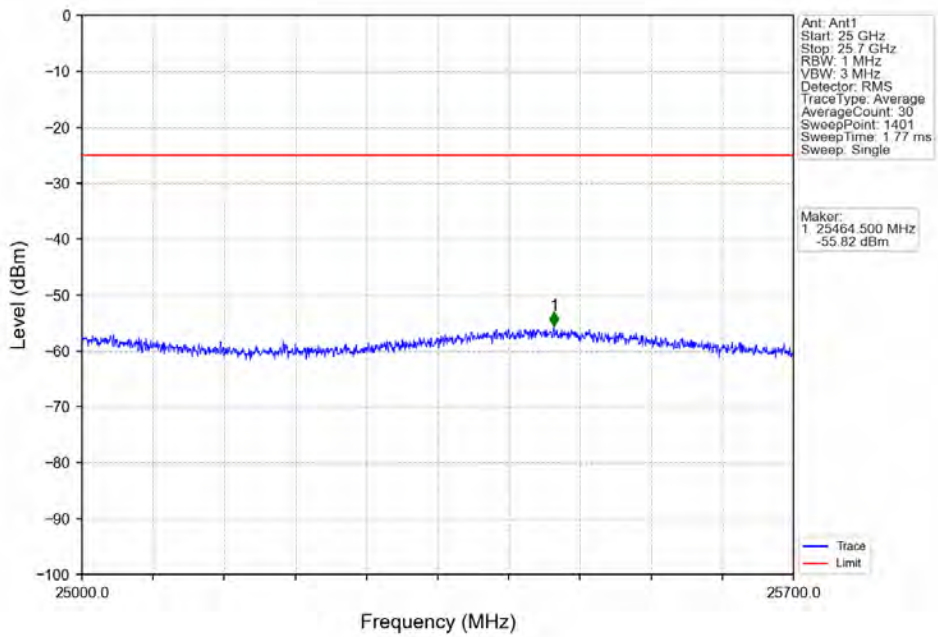
Ant: Ant1
 Start: 30 MHz
 Stop: 10 GHz
 RBW: 1 MHz
 VBW: 3 MHz
 Detector: RMS
 Trace Type: Average
 Average Count: 30
 Sweep Point: 19941
 Sweep Time: 17.28 ms
 Sweep: Single

Marker:
 1 110.500 MHz
 -38.26 dBm

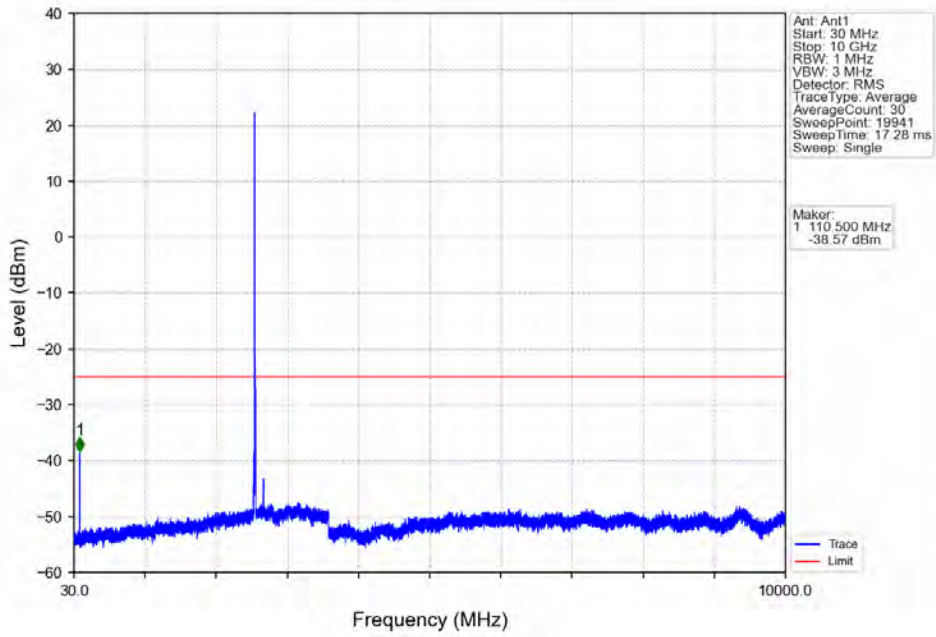
Band7_10MHz_QPSK_MCH_2535MHz_RB_1_0_NTNV



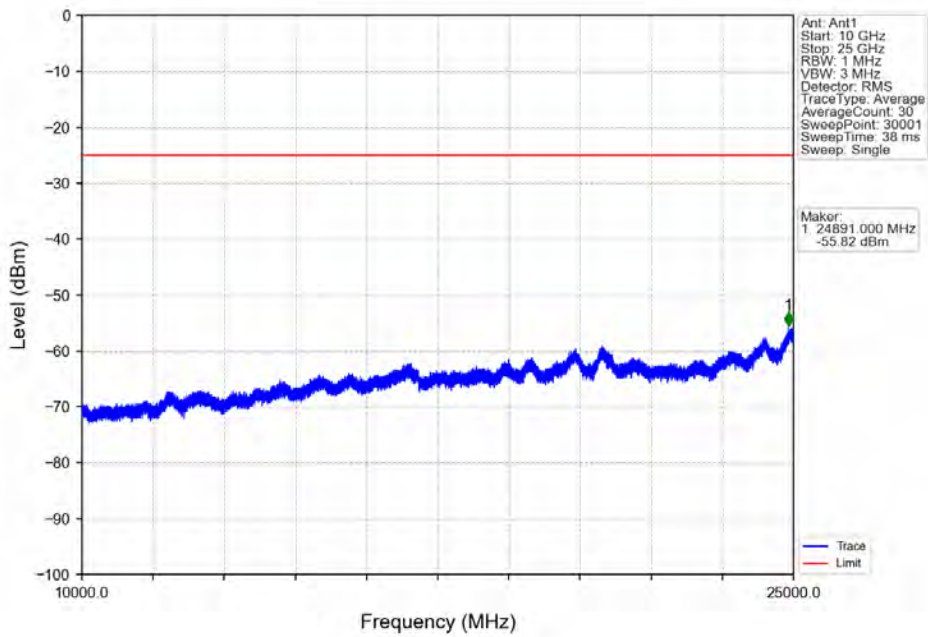
Band7_10MHz_QPSK_MCH_2535MHz_RB_1_0_NTNV



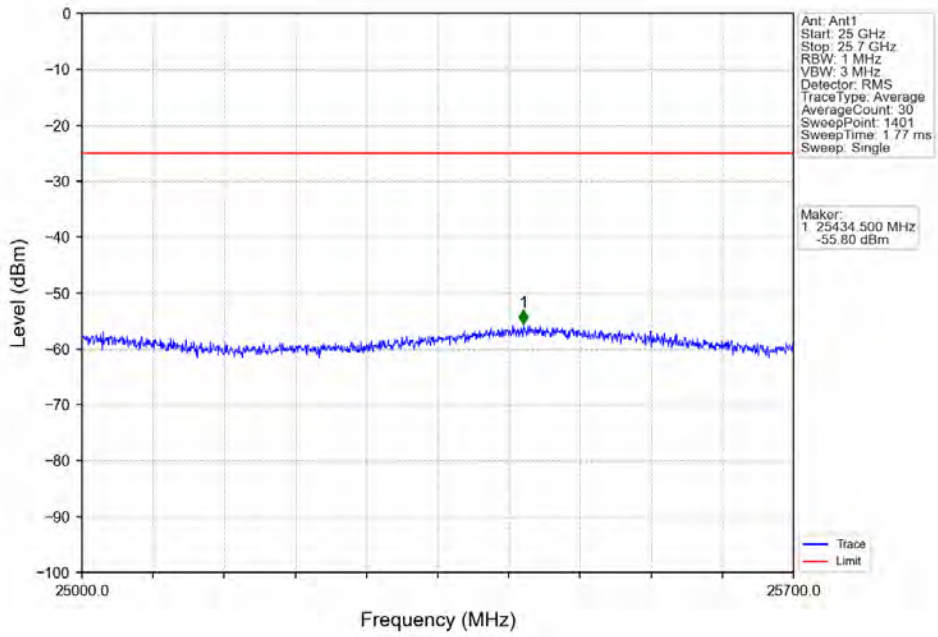
Band7_10MHz_QPSK_HCH_2565MHz_RB_1_0_NTNV



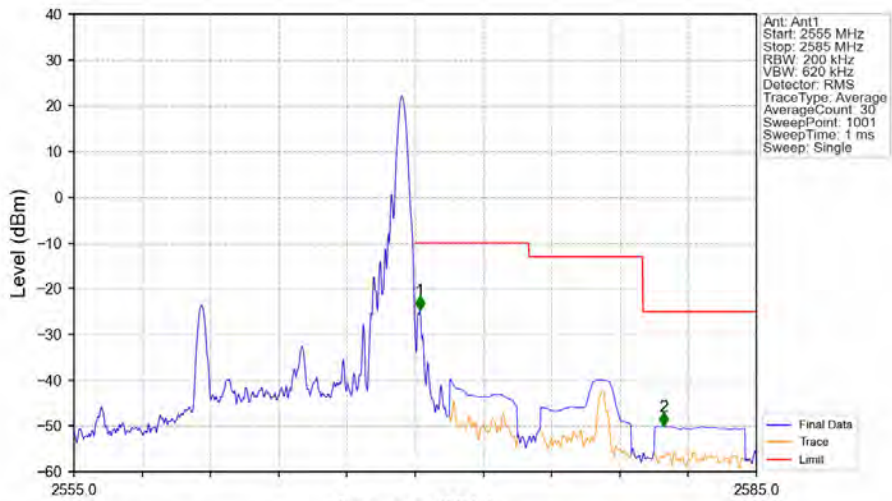
Band7_10MHz_QPSK_HCH_2565MHz_RB_1_0_NTNV



Band7_10MHz_QPSK_HCH_2565MHz_RB_1_0_NTNV

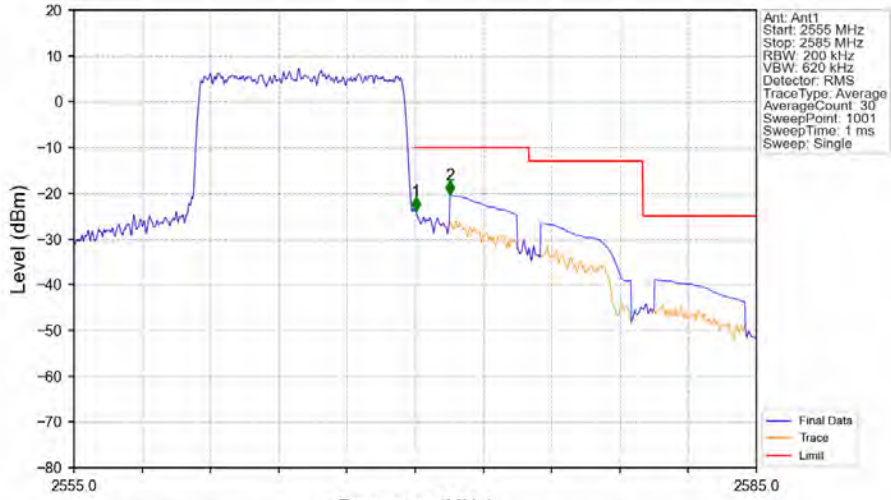


Band7_10MHz_QPSK_HCH_2565MHz_RB_1_49_NTNV



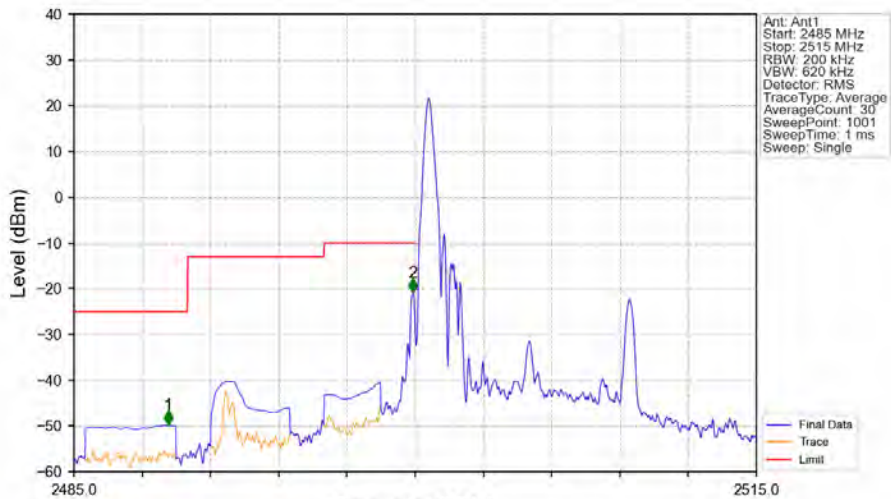
Start (MHz)	Stop (MHz)	RBW (MHz)	Method	Marker No	Freq (MHz)	Level (dBm)	Limit (dBm)	Result
2555	2570	0.2	/	1	2570.210	-24.69	-10	Pass
2570	2571	0.2	/	1	2570.210	-24.69	-10	Pass
2571	2585	1	CHP	2	2580.920	-50.08	-25	Pass

Band7_10MHz_QPSK_HCH_2565MHz_RB_50_0_NTNV



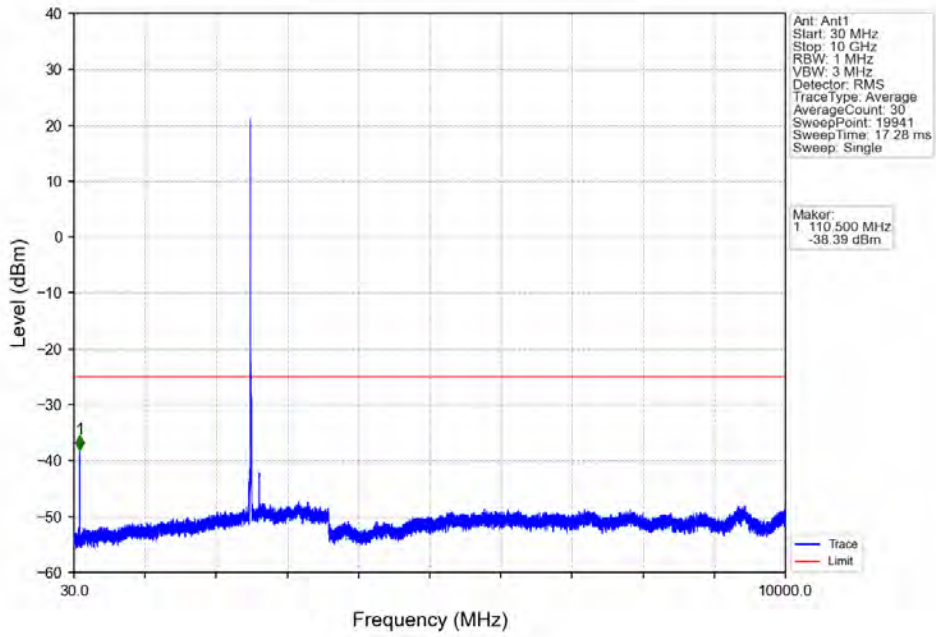
Start (MHz)	Stop (MHz)	RBW (MHz)	Method	Marker No	Freq (MHz)	Level (dBm)	Limit (dBm)	Result
2555	2570	0.2	/	/	/	/	/	/
2570	2571	0.2	/	1	2570.030	-23.98	-10	Pass
2571	2585	1	CHP	2	2571.530	-20.40	-10	Pass

Band7_10MHz_16QAM_LCH_2505MHz_RB_1_0_NTNV

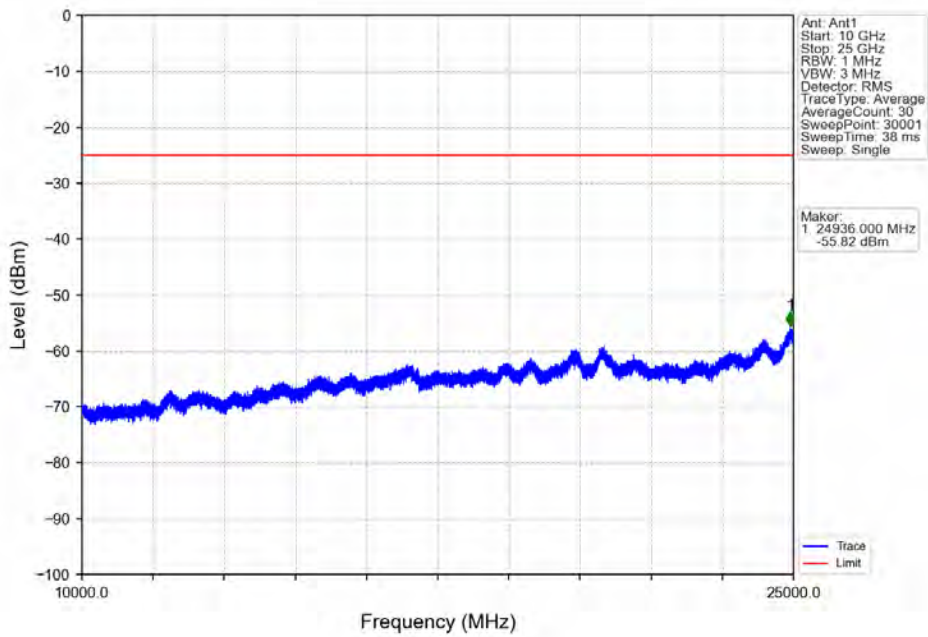


Start (MHz)	Stop (MHz)	RBW (MHz)	Method	Marker No	Freq (MHz)	Level (dBm)	Limit (dBm)	Result
2485	2499	1	CHP	1	2489.140	-49.84	-25	Pass
2499	2500	0.2	/	2	2499.910	-20.93	-10	Pass
2500	2515	0.2	/	/	/	/	/	/

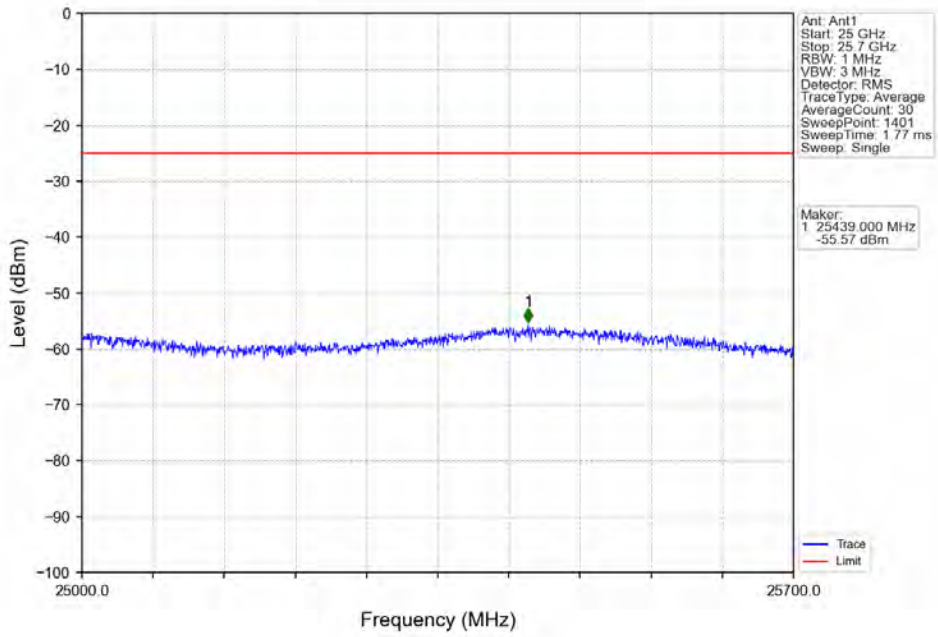
Band7_10MHz_16QAM_LCH_2505MHz_RB_1_0_NTNV



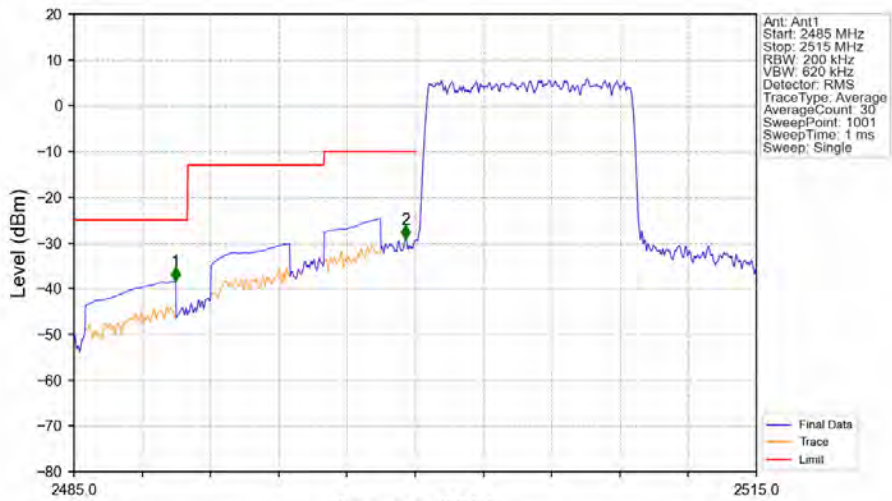
Band7_10MHz_16QAM_LCH_2505MHz_RB_1_0_NTNV



Band7_10MHz_16QAM_LCH_2505MHz_RB_1_0_NTNV

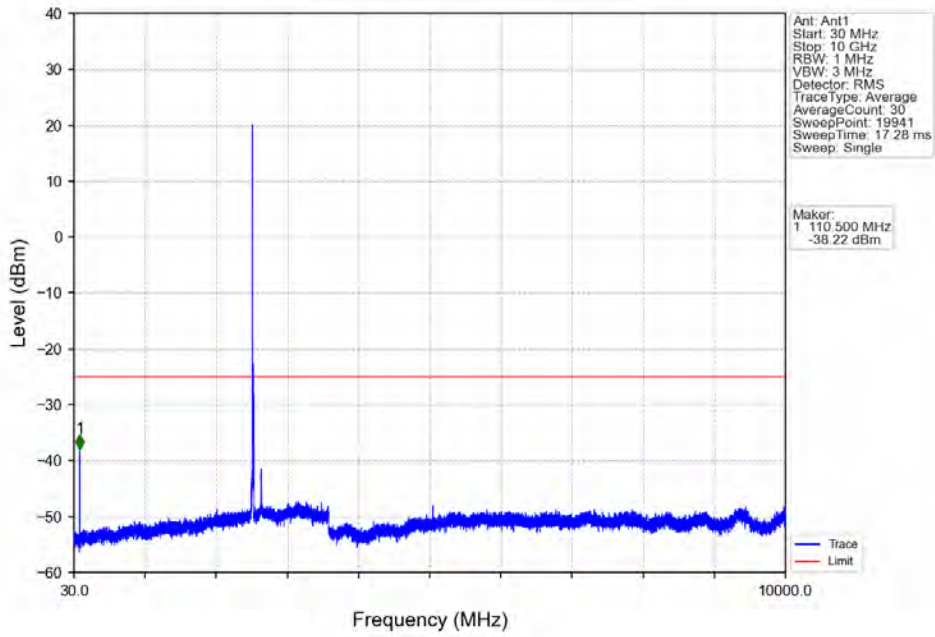


Band7_10MHz_16QAM_LCH_2505MHz_RB_50_0_NTNV

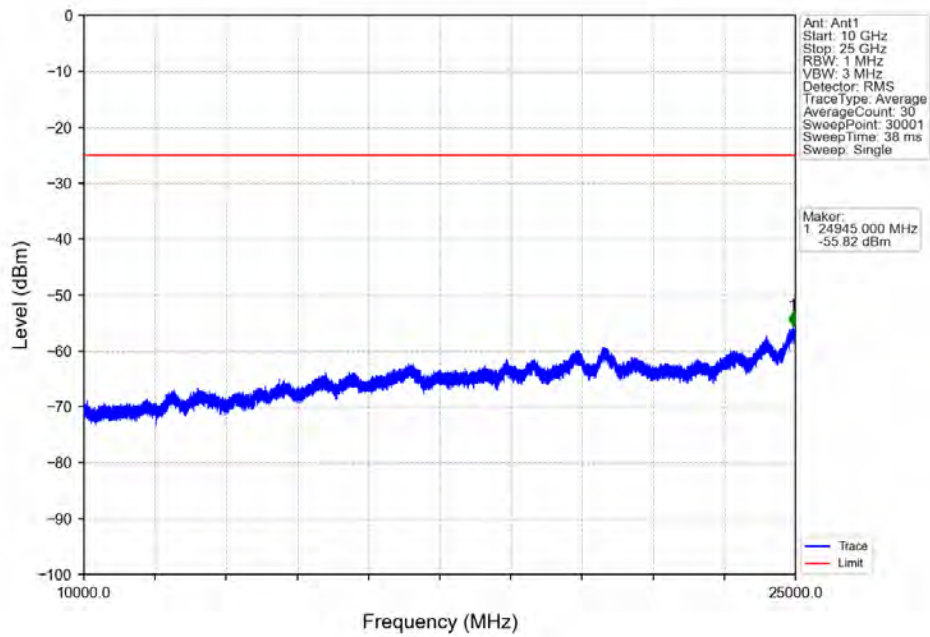


Start (MHz)	Stop (MHz)	RBW (MHz)	Method	Marker No	Freq (MHz)	Level (dBm)	Limit (dBm)	Result
2485	2499	1	CHP	1	2489.470	-38.43	-25	Pass
2499	2500	0.2	/	2	2499.580	-29.26	-10	Pass
2500	2515	0.2	/	/	/	/	/	/

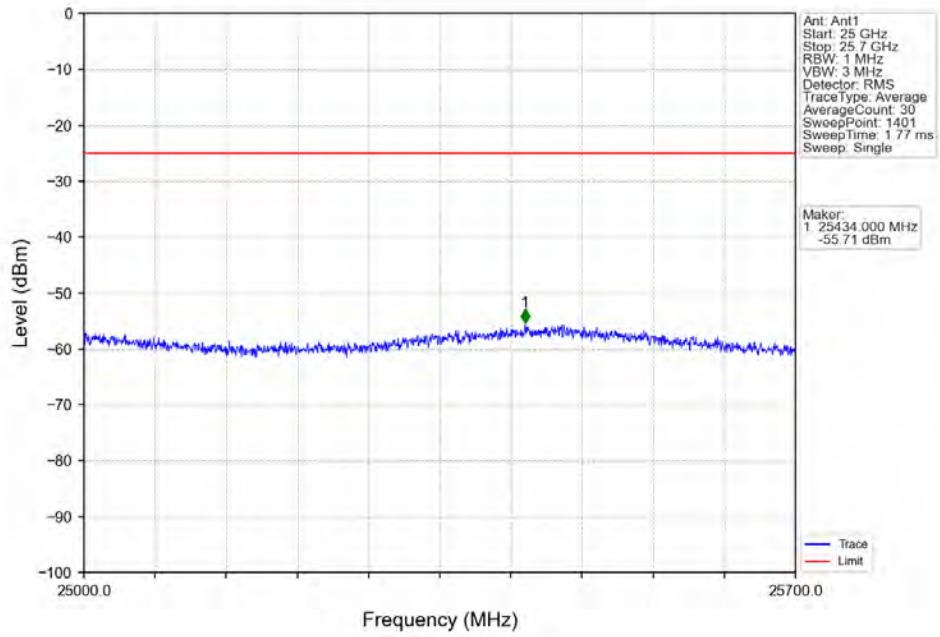
Band7_10MHz_16QAM_MCH_2535MHz_RB_1_0_NTNV



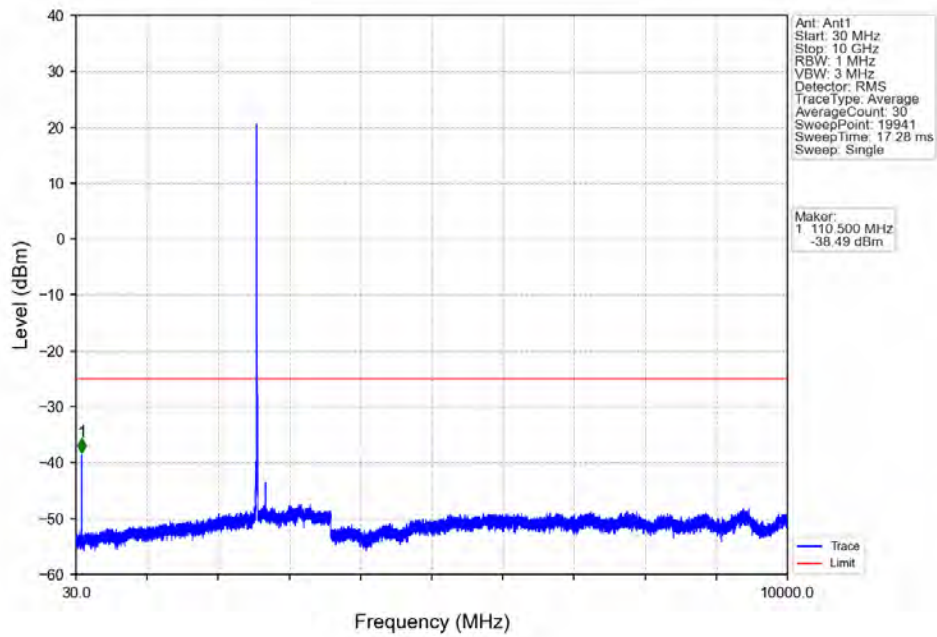
Band7_10MHz_16QAM_MCH_2535MHz_RB_1_0_NTNV



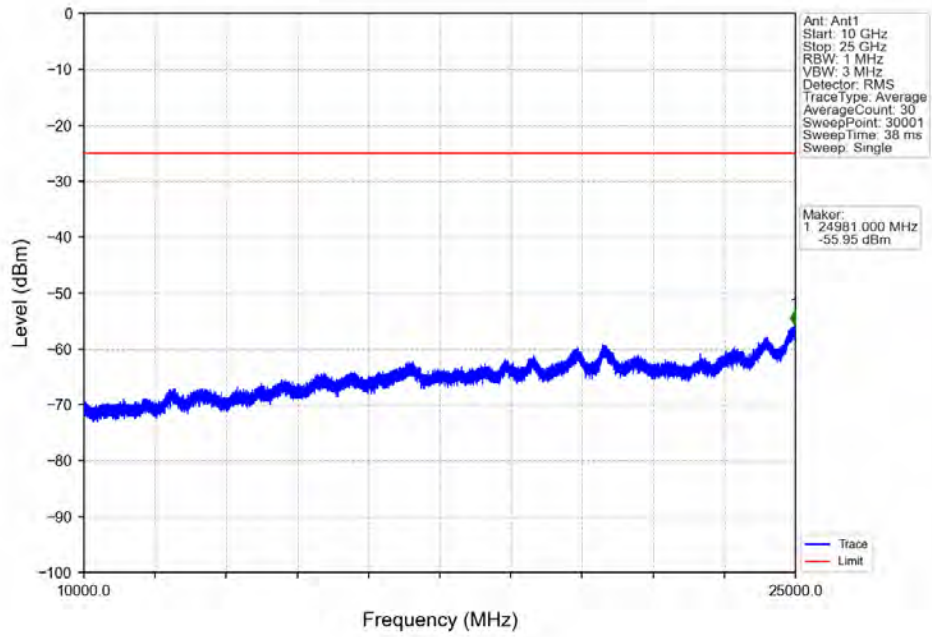
Band7_10MHz_16QAM_MCH_2535MHz_RB_1_0_NTNV



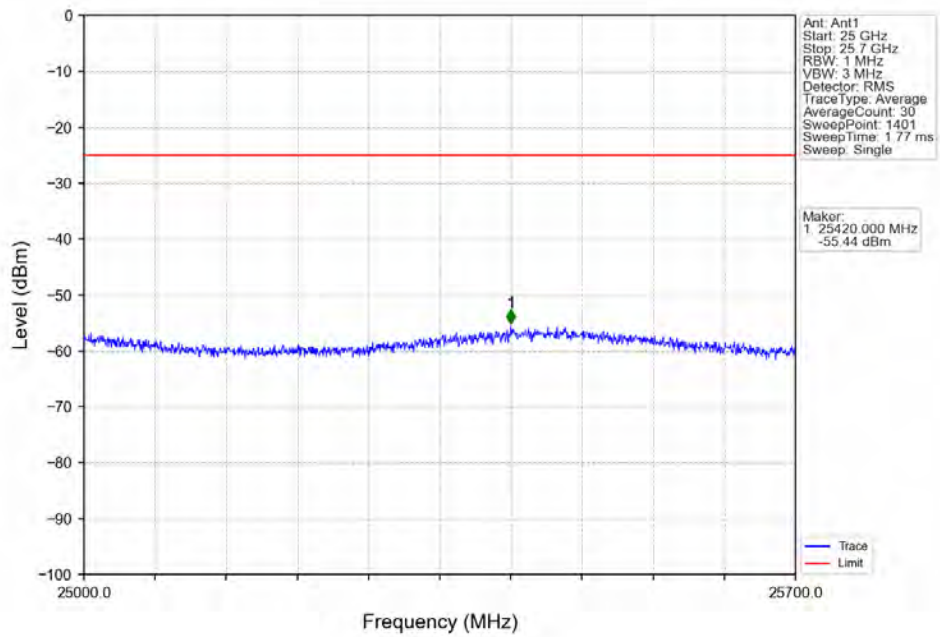
Band7_10MHz_16QAM_HCH_2565MHz_RB_1_0_NTNV



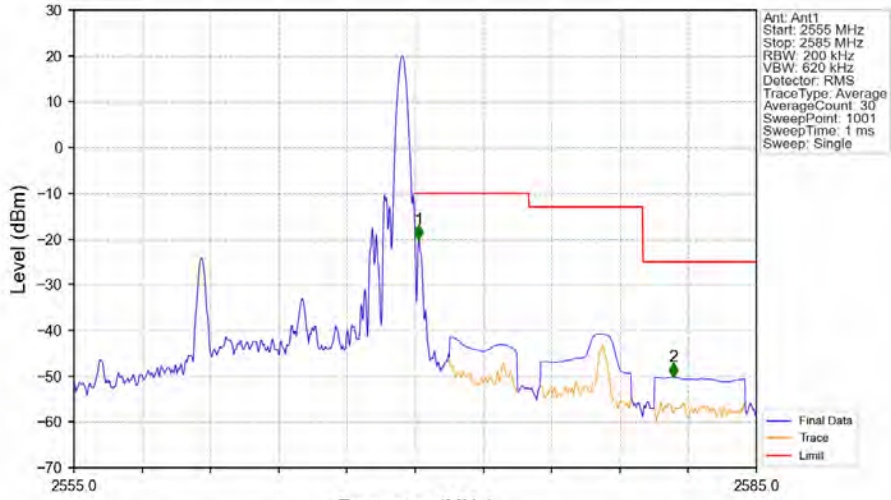
Band7_10MHz_16QAM_HCH_2565MHz_RB_1_0_NTNV



Band7_10MHz_16QAM_HCH_2565MHz_RB_1_0_NTNV

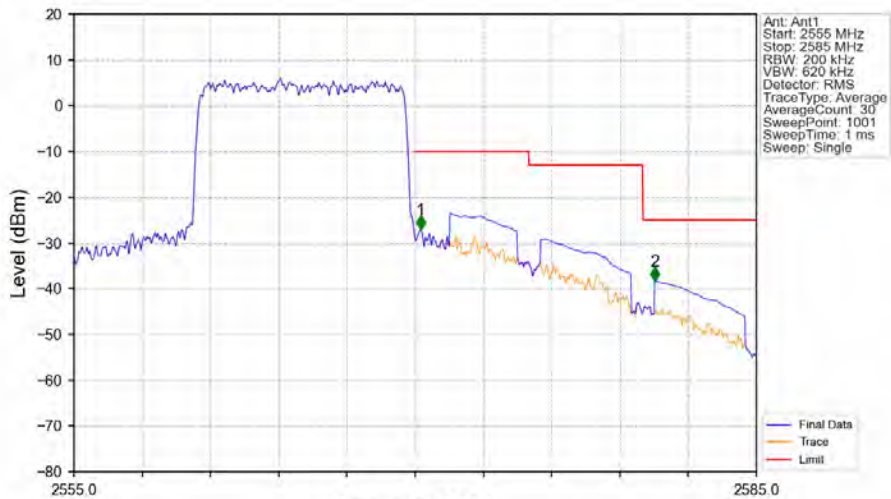


Band7_10MHz_16QAM_HCH_2565MHz_RB_1_49_NTV



Start (MHz)	Stop (MHz)	RBW (MHz)	Method	Marker No	Freq (MHz)	Level (dBm)	Limit (dBm)	Result
2555	2570	0.2	/	/	/	/	/	/
2570	2571	0.2	/	1	2570.150	-20.04	-10	Pass
2571	2585	1	CHP	2	2581.340	-50.18	-25	Pass

Band7_10MHz_16QAM_HCH_2565MHz_RB_50_0_NTV



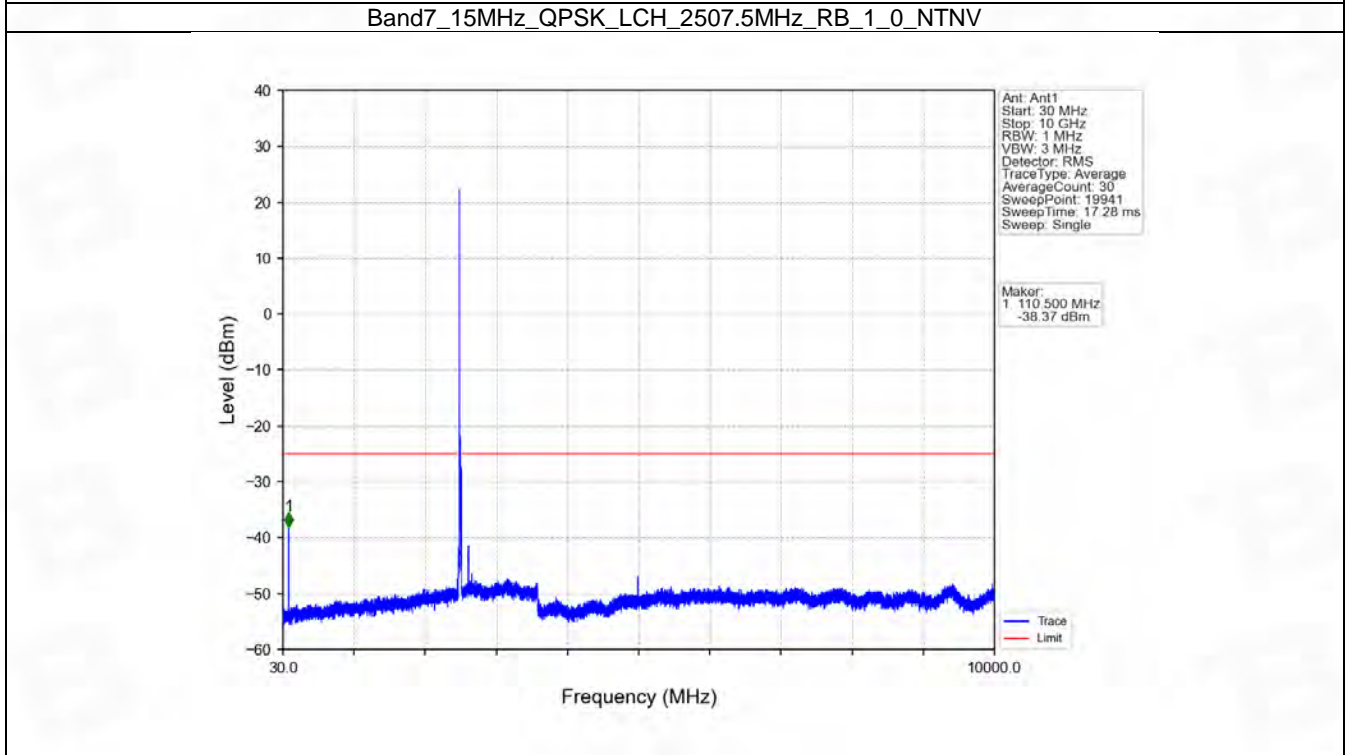
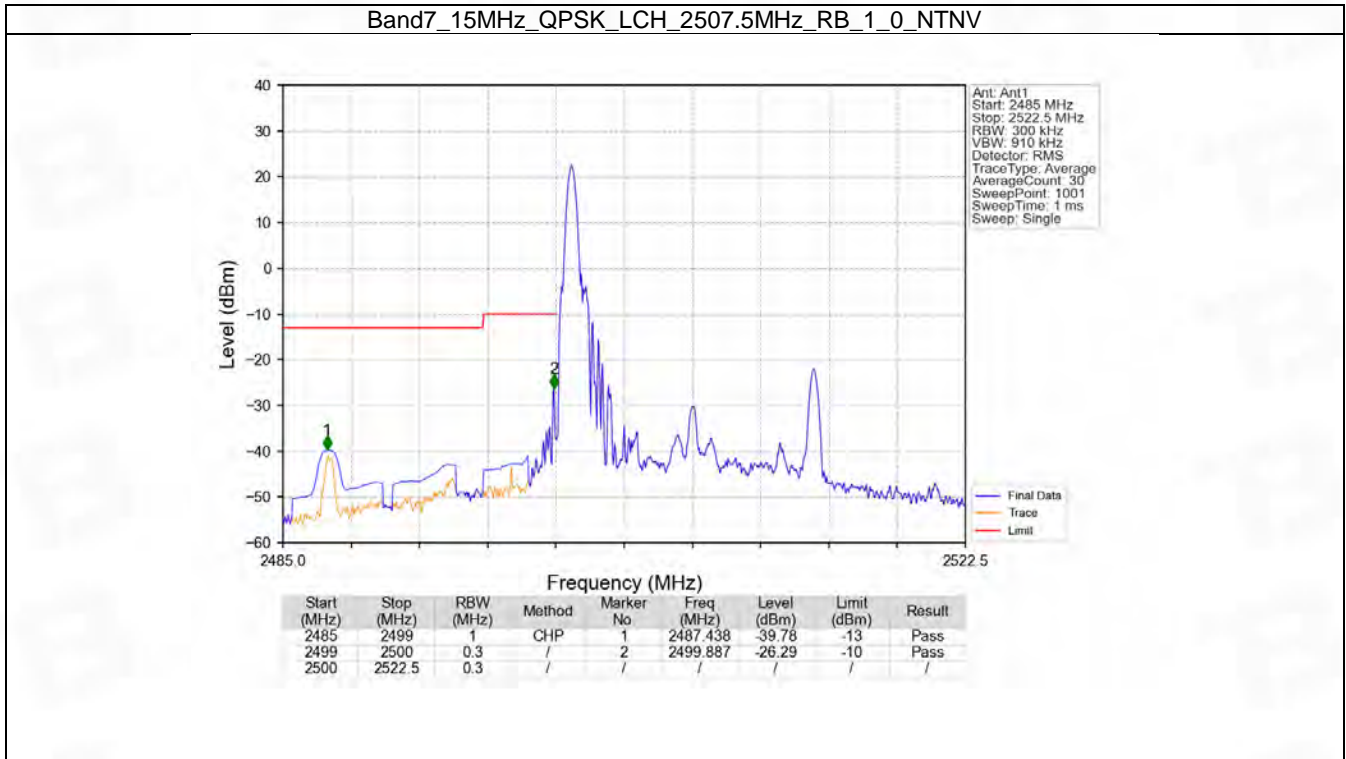
Start (MHz)	Stop (MHz)	RBW (MHz)	Method	Marker No	Freq (MHz)	Level (dBm)	Limit (dBm)	Result
2555	2570	0.2	/	/	/	/	/	/
2570	2571	0.2	/	1	2570.240	-27.06	-10	Pass
2571	2585	1	CHP	2	2580.530	-38.35	-25	Pass

6.3 B7_15MHz

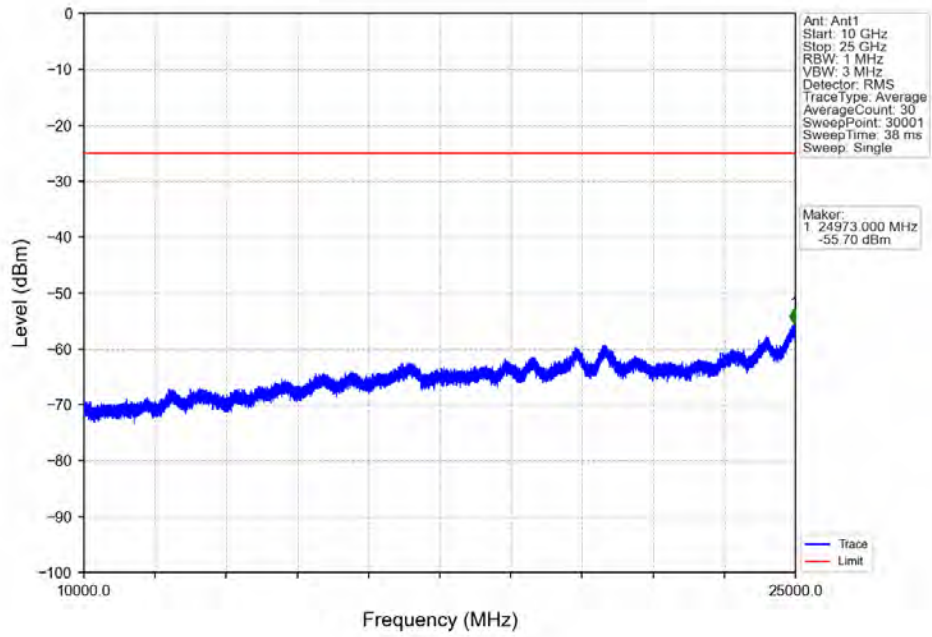
6.3.1 Test Result

Band: 7 / Bandwidth: 15MHz / NTV						
Modulation	Frequency (MHz)	RB Allocation		Spurious Emission		Verdict
		Size	Offset	Result	Limit	
QPSK	2507.5	1	0	Refer To Test Graph		Pass
		75	0	Refer To Test Graph		Pass
	2535	1	0	Refer To Test Graph		Pass
	2562.5	1	0	Refer To Test Graph		Pass
			74	Refer To Test Graph		Pass
		75	0	Refer To Test Graph		Pass
16QAM	2507.5	1	0	Refer To Test Graph		Pass
		75	0	Refer To Test Graph		Pass
	2535	1	0	Refer To Test Graph		Pass
	2562.5	1	0	Refer To Test Graph		Pass
			74	Refer To Test Graph		Pass
		75	0	Refer To Test Graph		Pass

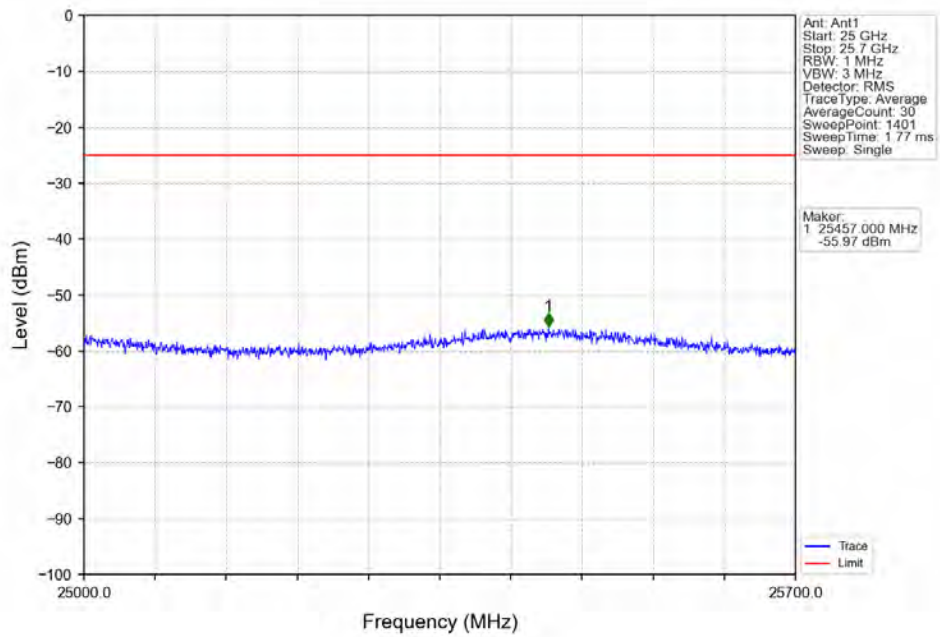
6.3.2 Test Graph



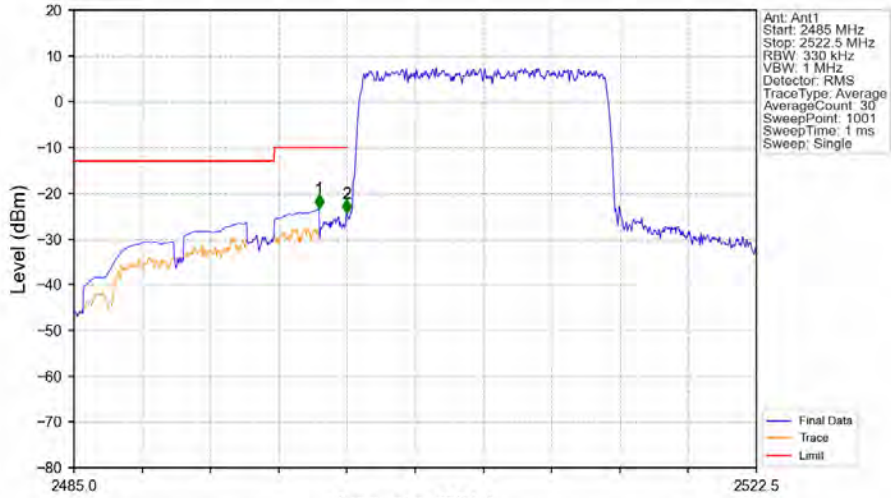
Band7_15MHz_QPSK_LCH_2507.5MHz_RB_1_0_NTNV



Band7_15MHz_QPSK_LCH_2507.5MHz_RB_1_0_NTNV

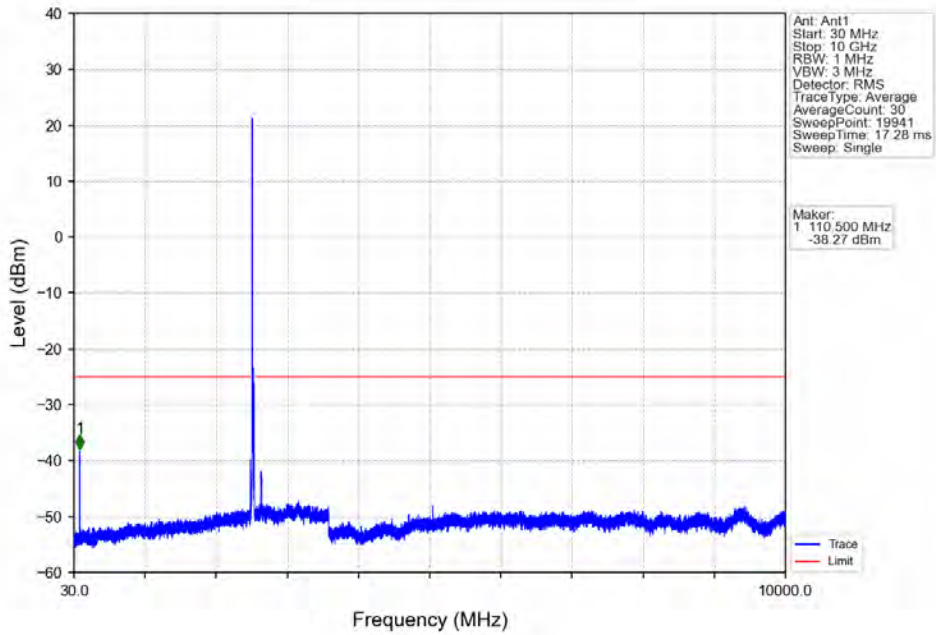


Band7_15MHz_QPSK_LCH_2507.5MHz_RB_75_0_NTNV



Start (MHz)	Stop (MHz)	RBW (MHz)	Method	Marker No	Freq (MHz)	Level (dBm)	Limit (dBm)	Result
2485	2499	1	CHP	1	2498.463	-23.41	-10	Pass
2499	2500	0.33	/	2	2500.000	-24.52	-10	Pass
2500	2522.5	0.33	/	/	/	/	/	/

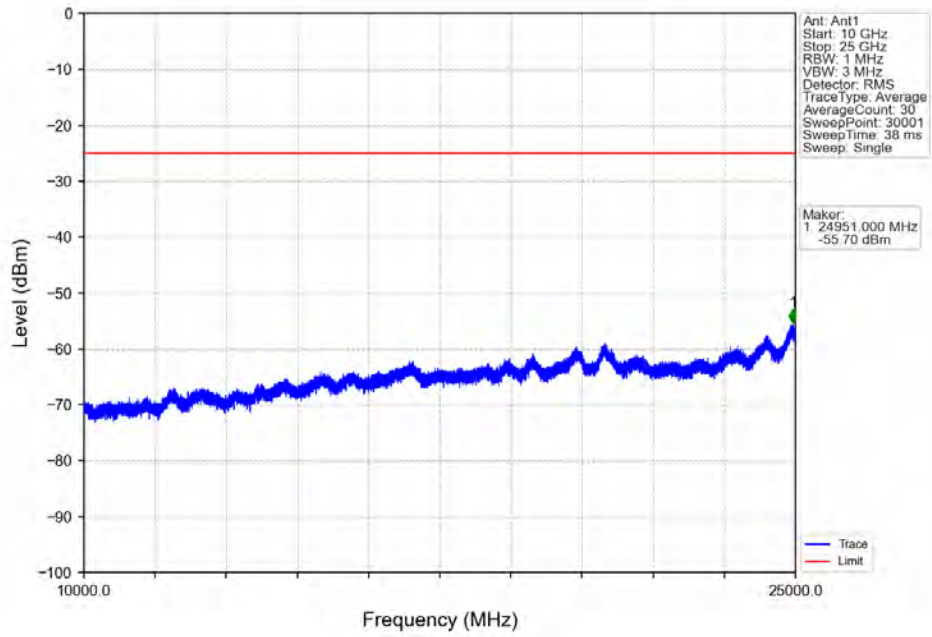
Band7_15MHz_QPSK_MCH_2535MHz_RB_1_0_NTNV



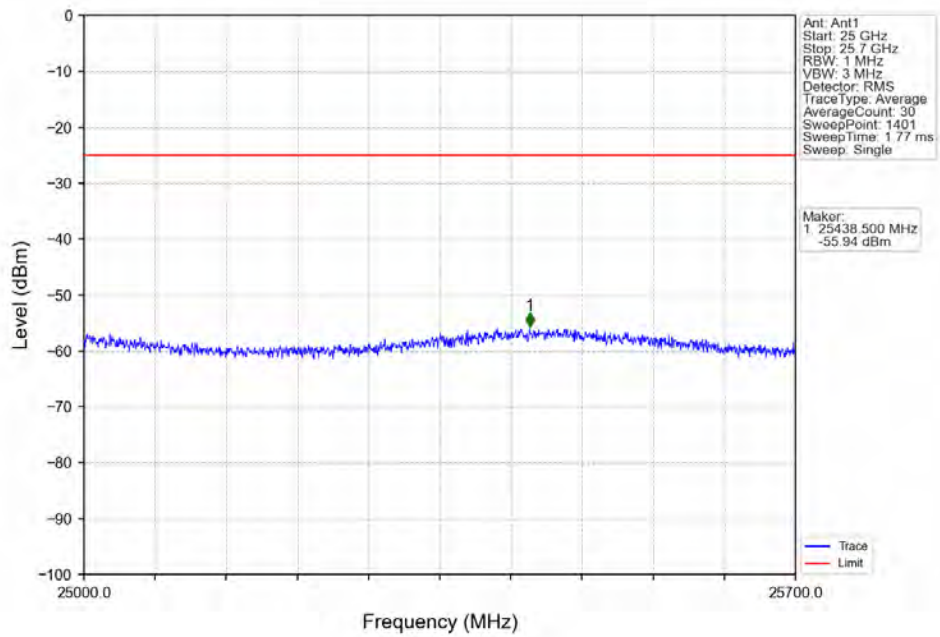
Ant: Ant1
 Start: 30 MHz
 Stop: 10 GHz
 RBW: 1 MHz
 VBW: 3 MHz
 Detector: RMS
 TraceType: Average
 AverageCount: 30
 SweepPoint: 19941
 SweepTime: 17.28 ms
 Sweep: Single

Marker:
 1 110.500 MHz
 -38.27 dBm

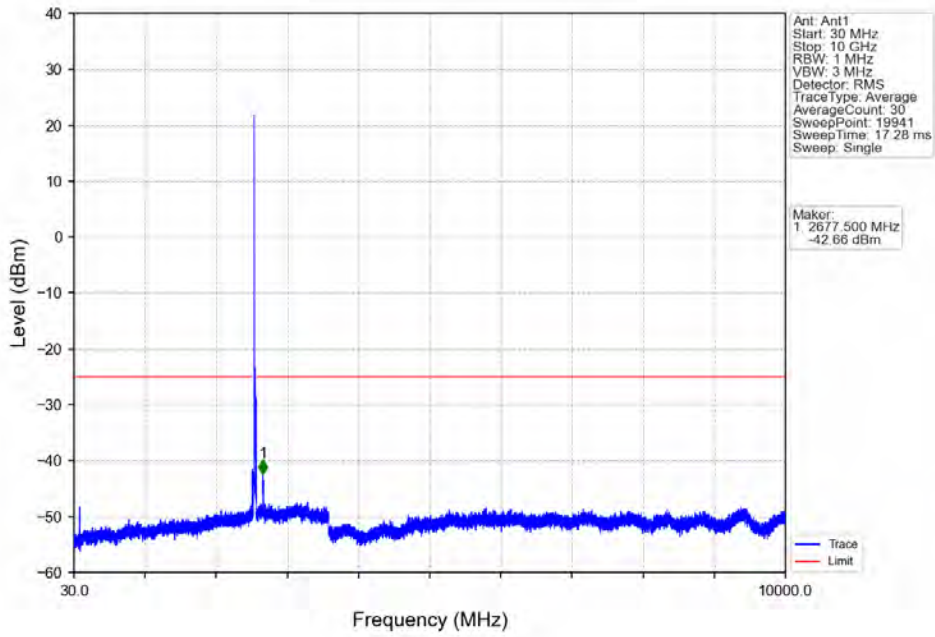
Band7_15MHz_QPSK_MCH_2535MHz_RB_1_0_NTNV



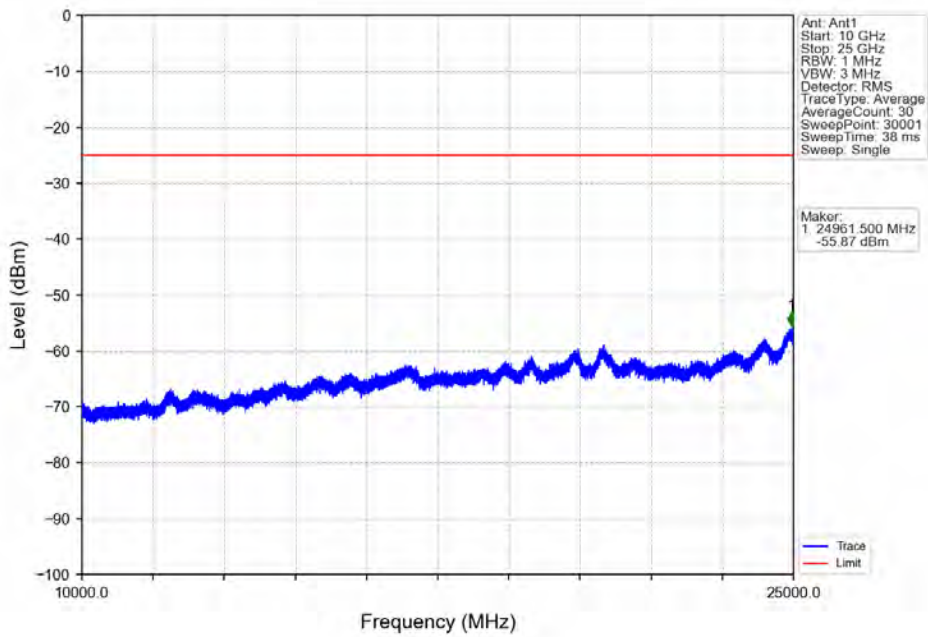
Band7_15MHz_QPSK_MCH_2535MHz_RB_1_0_NTNV



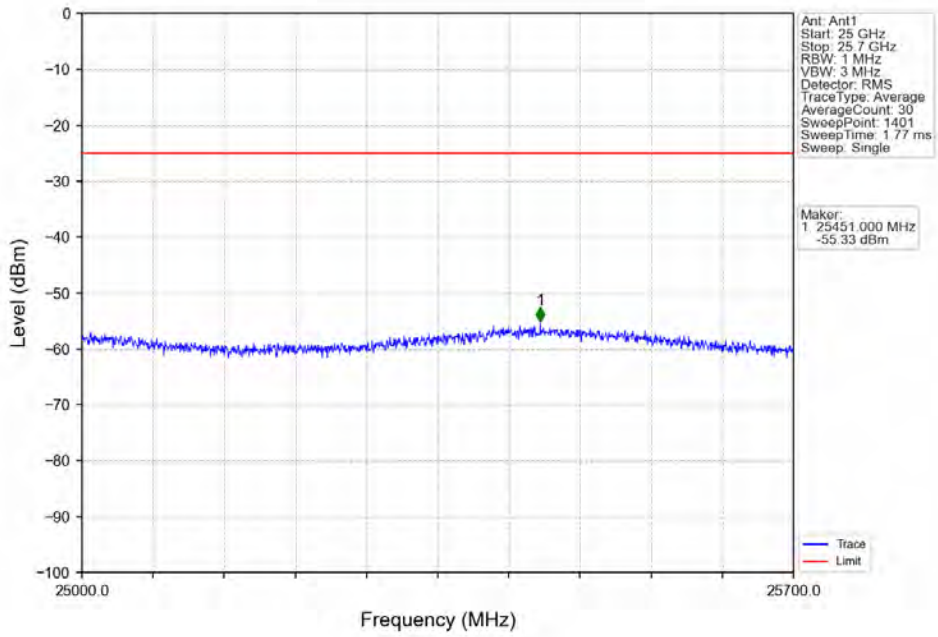
Band7_15MHz_QPSK_HCH_2562.5MHz_RB_1_0_NTNV



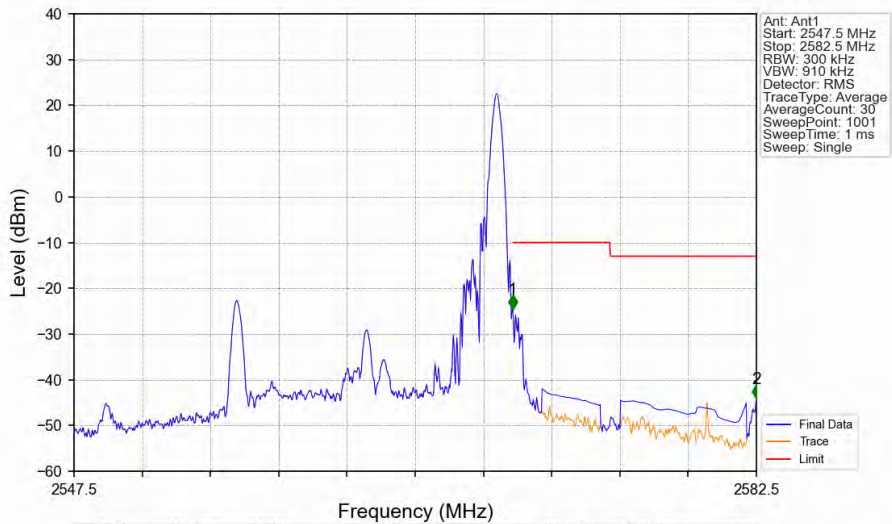
Band7_15MHz_QPSK_HCH_2562.5MHz_RB_1_0_NTNV



Band7_15MHz_QPSK_HCH_2562.5MHz_RB_1_0_NTNV

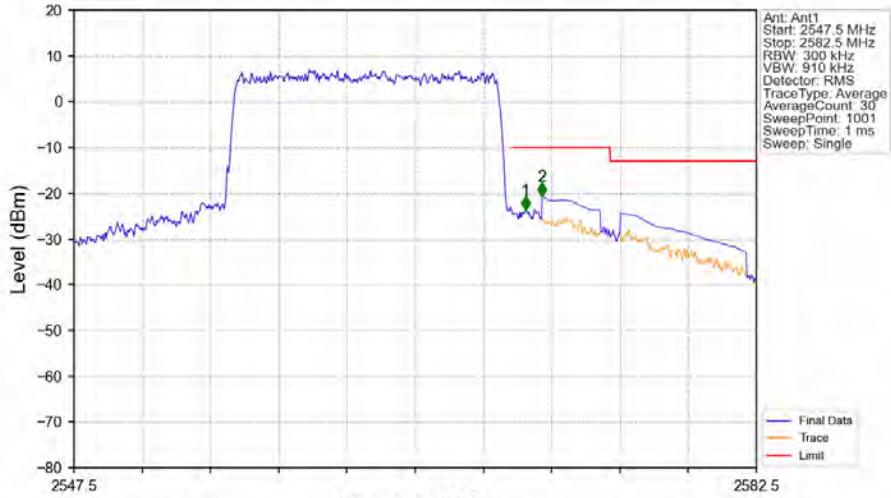


Band7_15MHz_QPSK_HCH_2562.5MHz_RB_1_74_NTNV



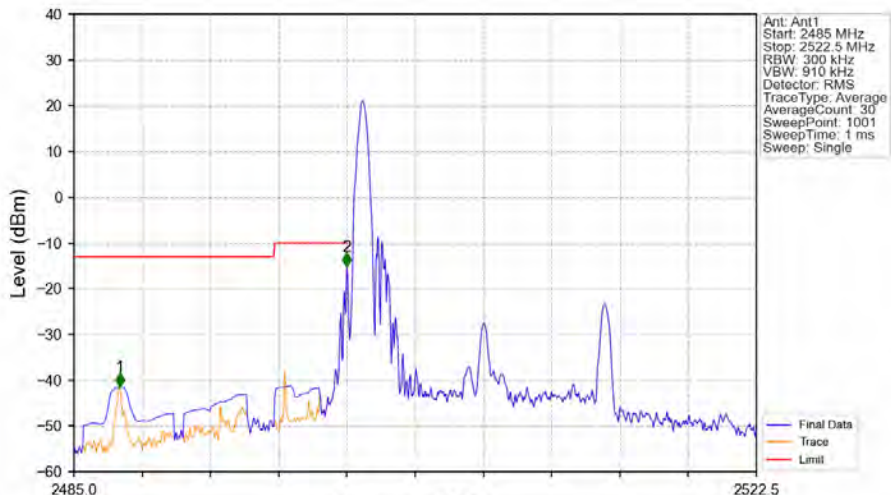
Start (MHz)	Stop (MHz)	RBW (MHz)	Method	Marker No.	Freq (MHz)	Level (dBm)	Limit (dBm)	Result
2547.5	2570	0.3	/	1	2570.005	-24.57	-10	Pass
2570	2571	0.3	/	1	2570.005	-24.57	-10	Pass
2571	2582.5	1	CHP	2	2582.500	-44.08	-13	Pass

Band7_15MHz_QPSK_HCH_2562.5MHz_RB_75_0_NTNV



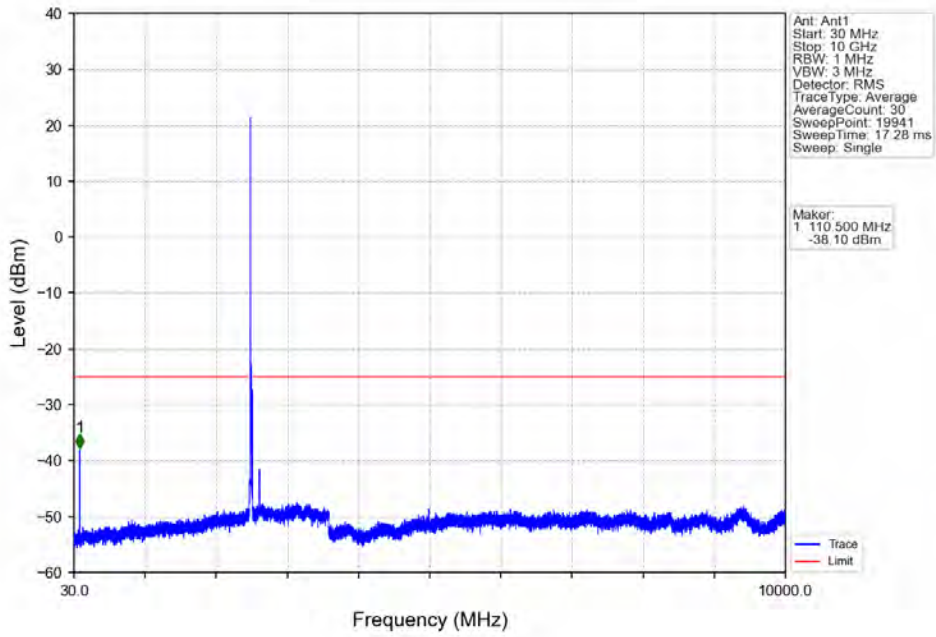
Start (MHz)	Stop (MHz)	RBW (MHz)	Method	Marker No	Freq (MHz)	Level (dBm)	Limit (dBm)	Result
2547.5	2570	0.3	/	/	/	/	/	/
2570	2571	0.3	/	1	2570.670	-23.75	-10	Pass
2571	2582.5	1	CHP	2	2571.510	-20.69	-10	Pass

Band7_15MHz_16QAM_LCH_2507.5MHz_RB_1_0_NTNV

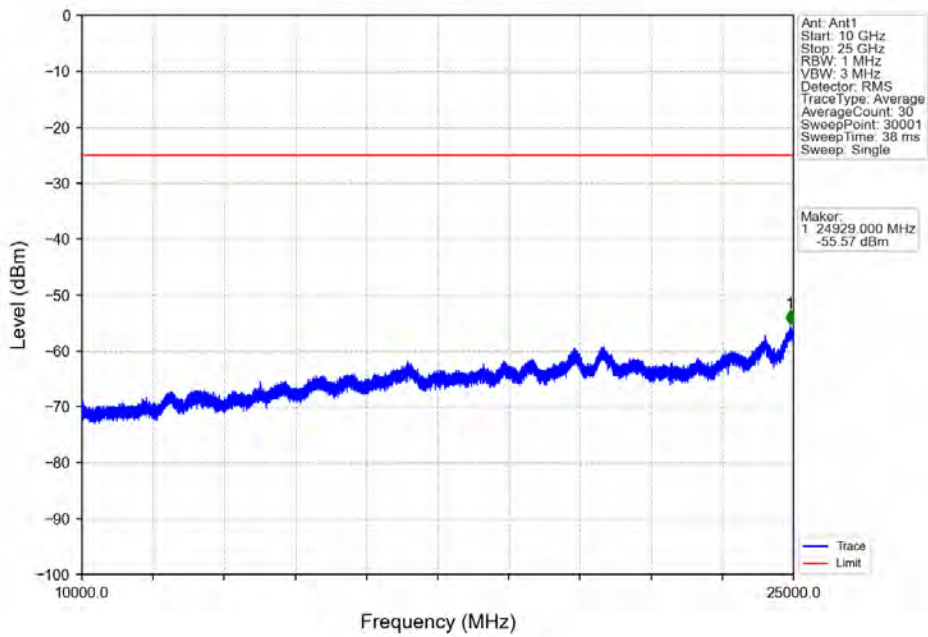


Start (MHz)	Stop (MHz)	RBW (MHz)	Method	Marker No	Freq (MHz)	Level (dBm)	Limit (dBm)	Result
2485	2499	1	CHP	1	2487.512	-41.51	-13	Pass
2499	2500	0.3	/	2	2500.000	-15.19	-10	Pass
2500	2522.5	0.3	/	/	/	/	/	/

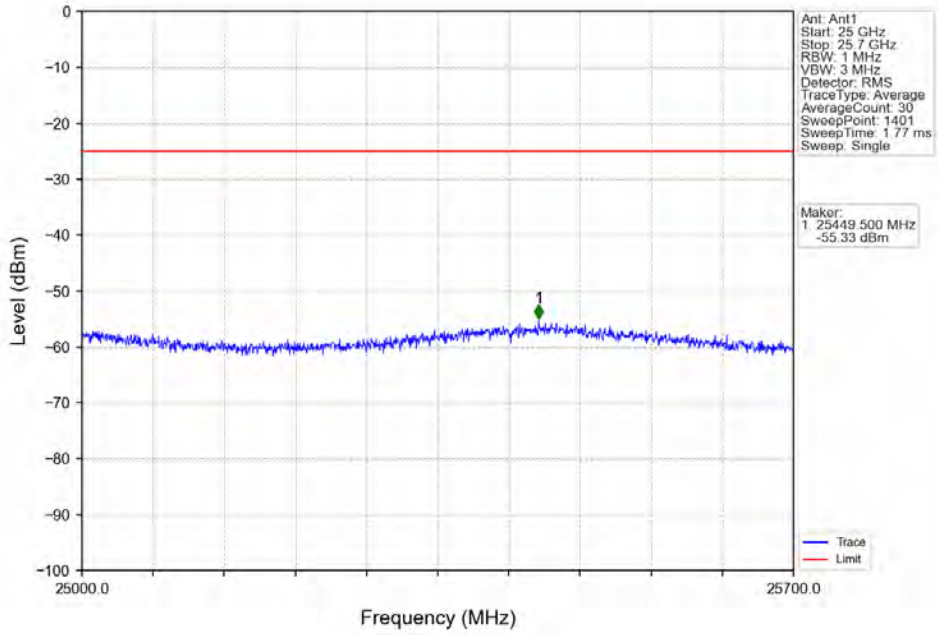
Band7_15MHz_16QAM_LCH_2507.5MHz_RB_1_0_NTNV



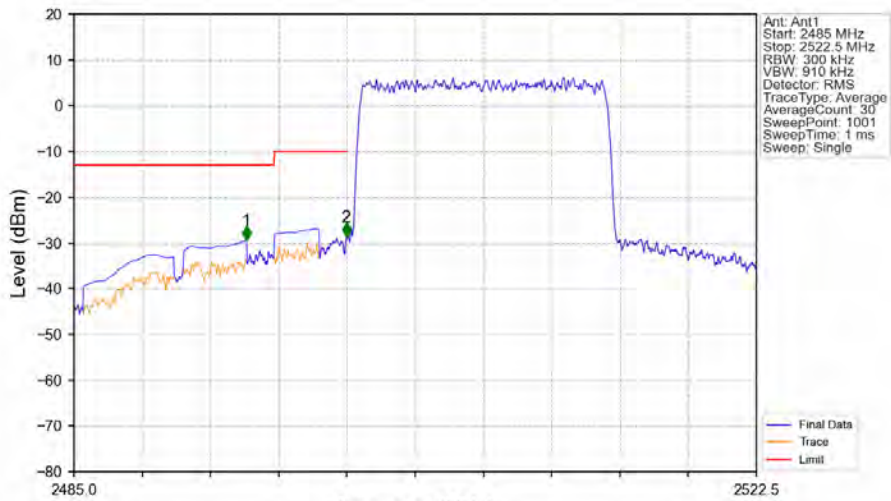
Band7_15MHz_16QAM_LCH_2507.5MHz_RB_1_0_NTNV



Band7_15MHz_16QAM_LCH_2507.5MHz_RB_1_0_NTNV

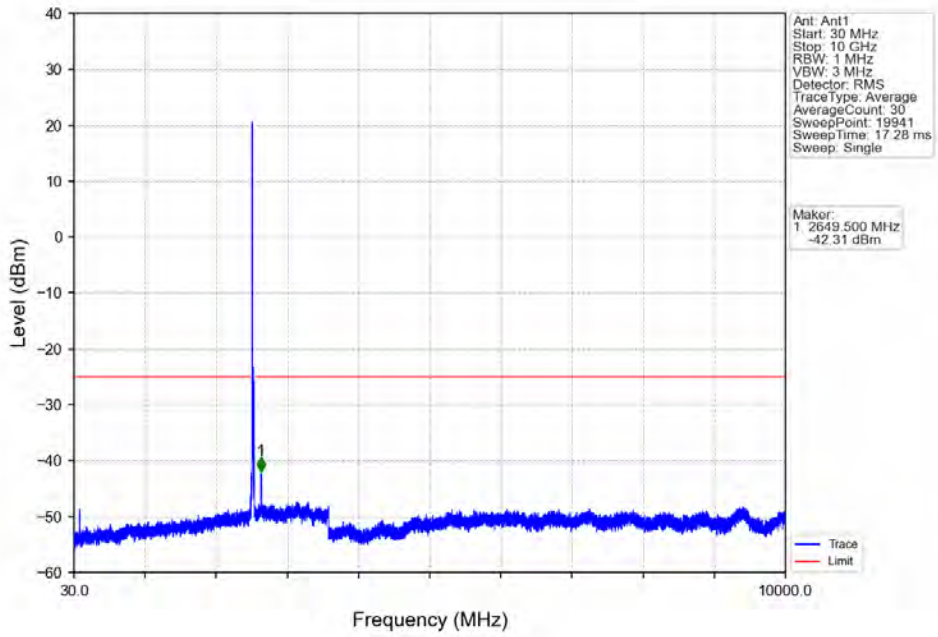


Band7_15MHz_16QAM_LCH_2507.5MHz_RB_75_0_NTNV

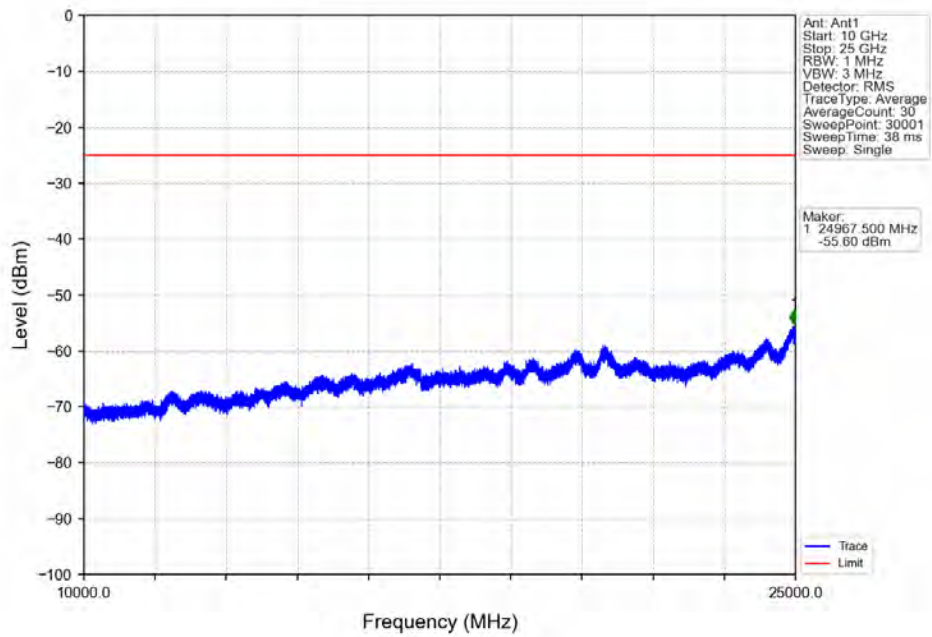


Start (MHz)	Stop (MHz)	RBW (MHz)	Method	Marker No	Freq (MHz)	Level (dBm)	Limit (dBm)	Result
2485	2499	1	CHP	1	2494.488	-29.33	-13	Pass
2499	2500	0.3	/	2	2499.963	-28.74	-10	Pass
2500	2522.5	0.3	/	/	/	/	/	/

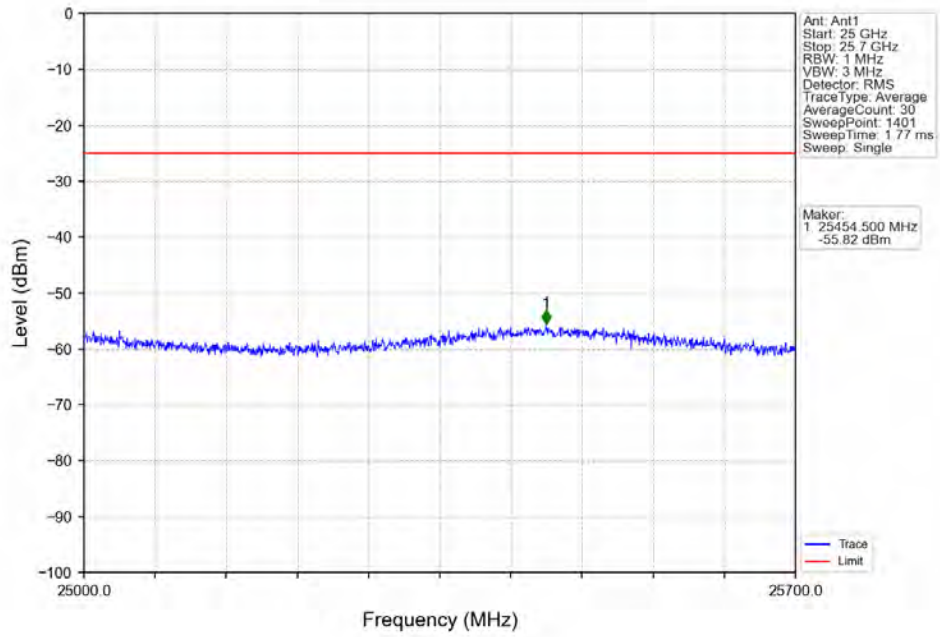
Band7_15MHz_16QAM_MCH_2535MHz_RB_1_0_NTNV



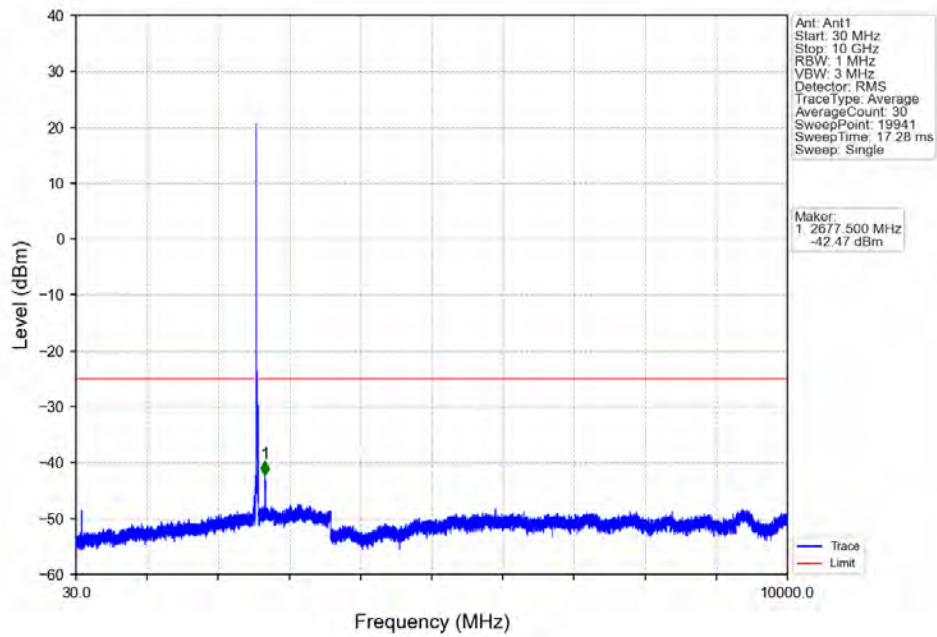
Band7_15MHz_16QAM_MCH_2535MHz_RB_1_0_NTNV



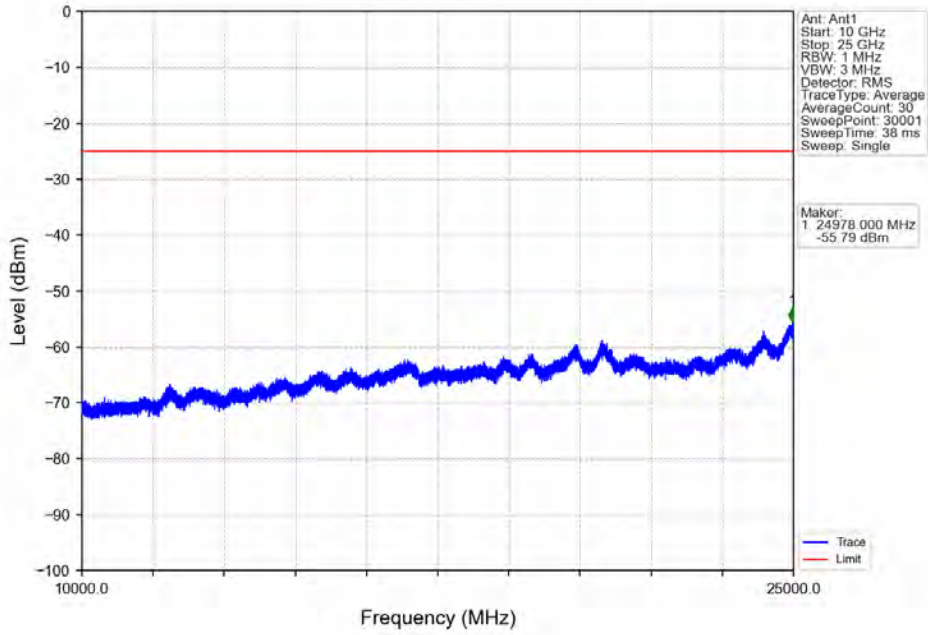
Band7_15MHz_16QAM_MCH_2535MHz_RB_1_0_NTNV



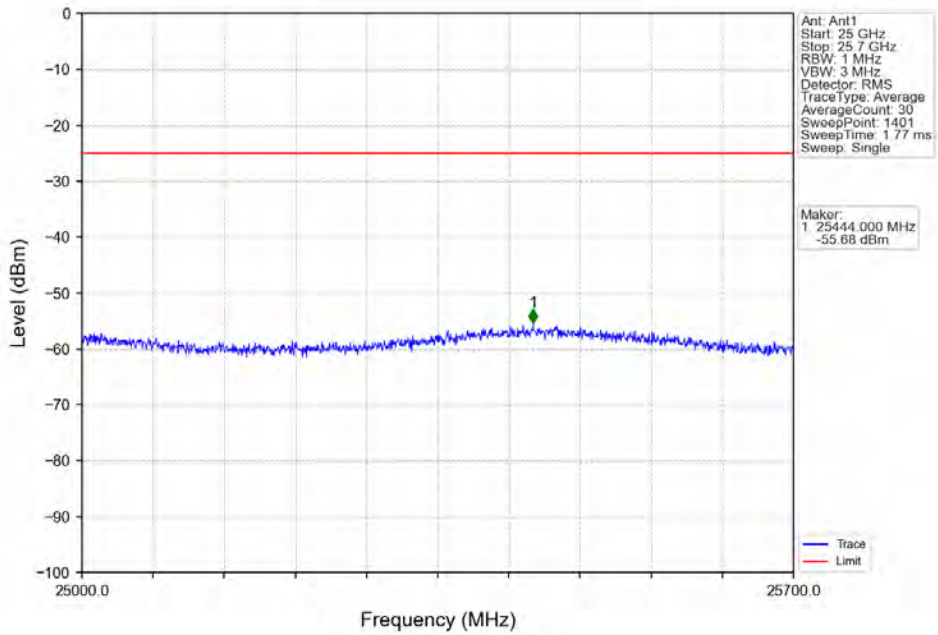
Band7_15MHz_16QAM_HCH_2562.5MHz_RB_1_0_NTNV



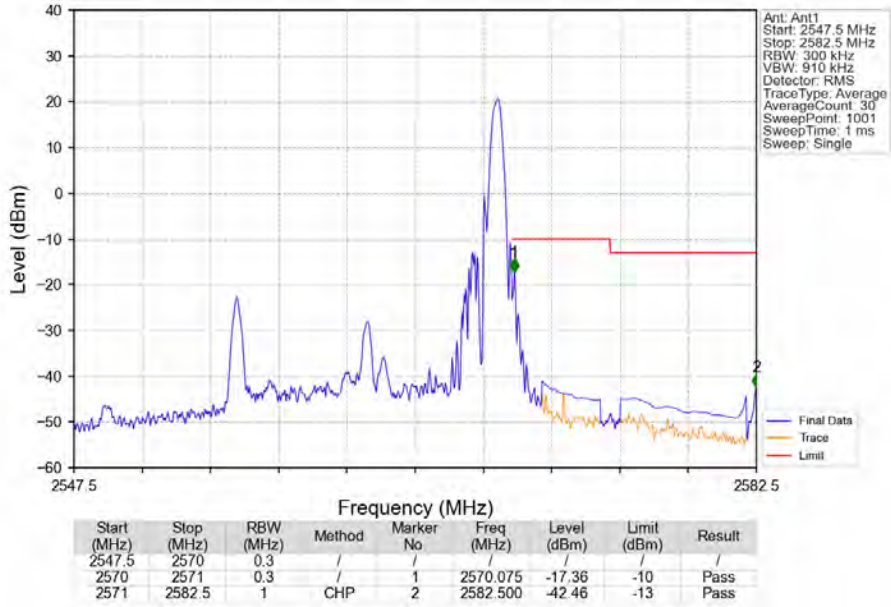
Band7_15MHz_16QAM_HCH_2562.5MHz_RB_1_0_NTV



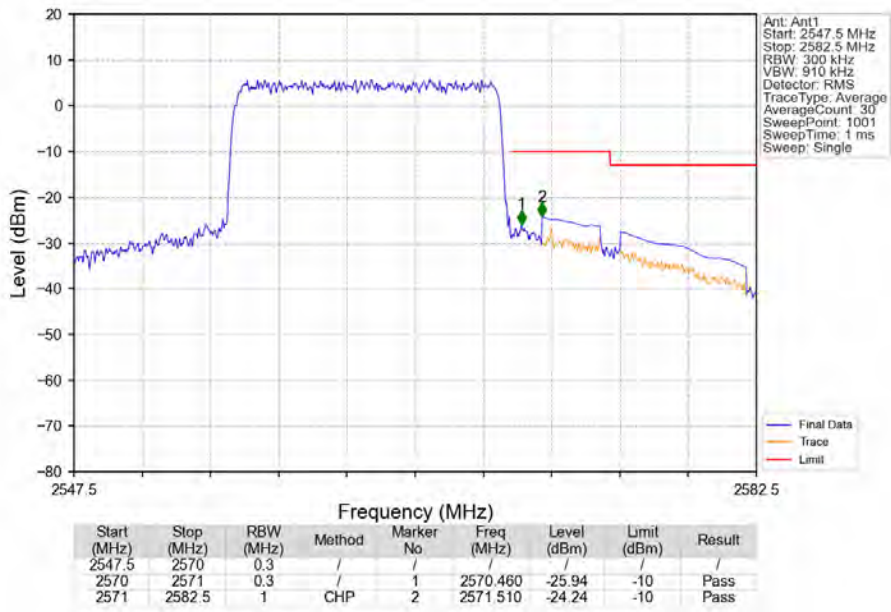
Band7_15MHz_16QAM_HCH_2562.5MHz_RB_1_0_NTV



Band7_15MHz_16QAM_HCH_2562.5MHz_RB_1_74_NTNV



Band7_15MHz_16QAM_HCH_2562.5MHz_RB_75_0_NTNV

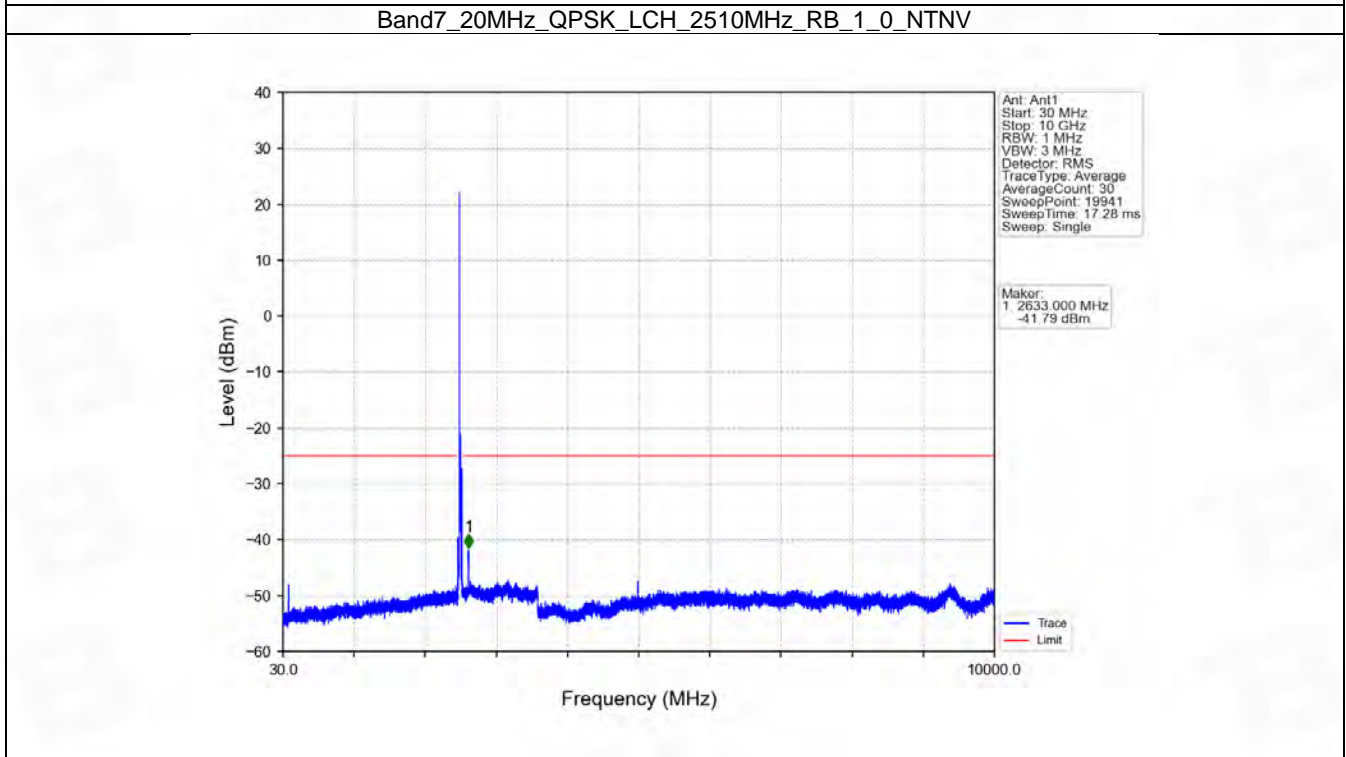
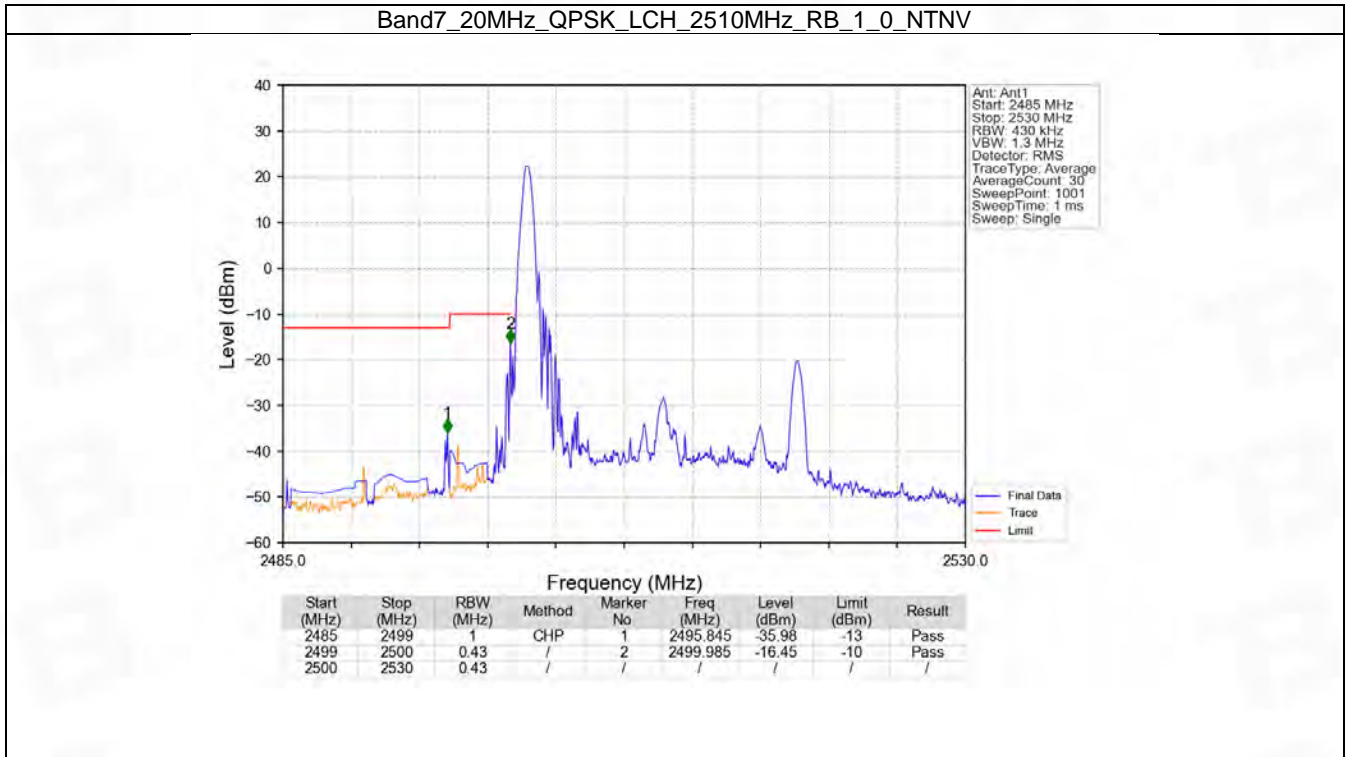


6.4 B7_20MHz

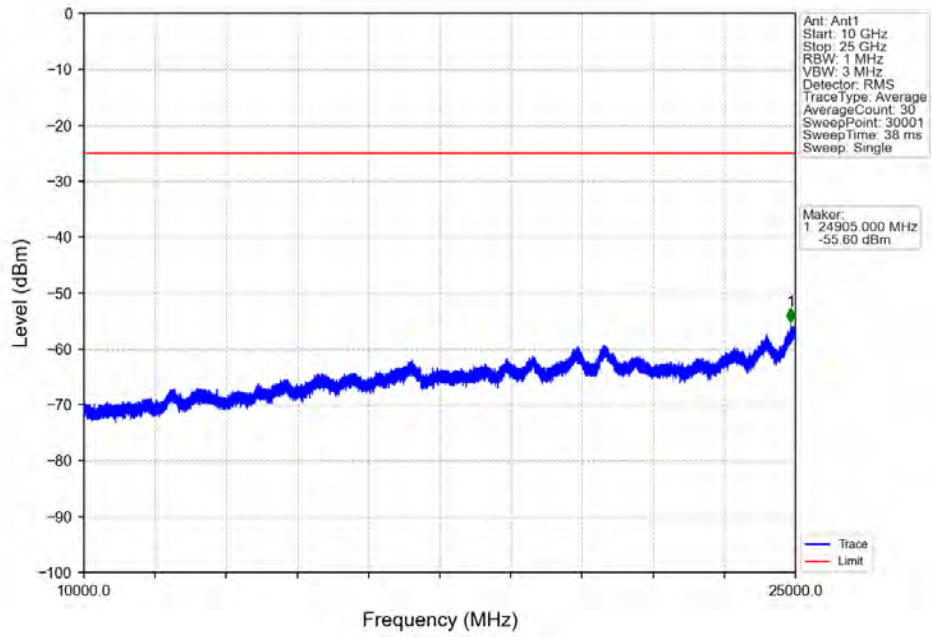
6.4.1 Test Result

Band: 7 / Bandwidth: 20MHz / NTV						
Modulation	Frequency (MHz)	RB Allocation		Spurious Emission		Verdict
		Size	Offset	Result	Limit	
QPSK	2510	1	0	Refer To Test Graph		Pass
		100	0	Refer To Test Graph		Pass
	2535	1	0	Refer To Test Graph		Pass
	2560	1	0	Refer To Test Graph		Pass
			99	Refer To Test Graph		Pass
		100	0	Refer To Test Graph		Pass
16QAM	2510	1	0	Refer To Test Graph		Pass
		100	0	Refer To Test Graph		Pass
	2535	1	0	Refer To Test Graph		Pass
	2560	1	0	Refer To Test Graph		Pass
			99	Refer To Test Graph		Pass
		100	0	Refer To Test Graph		Pass

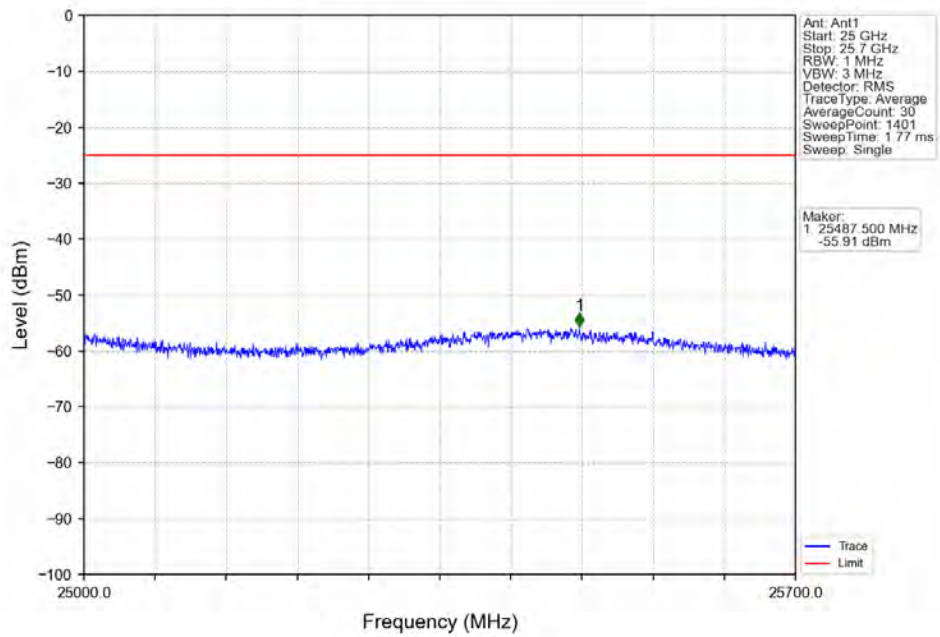
6.4.2 Test Graph



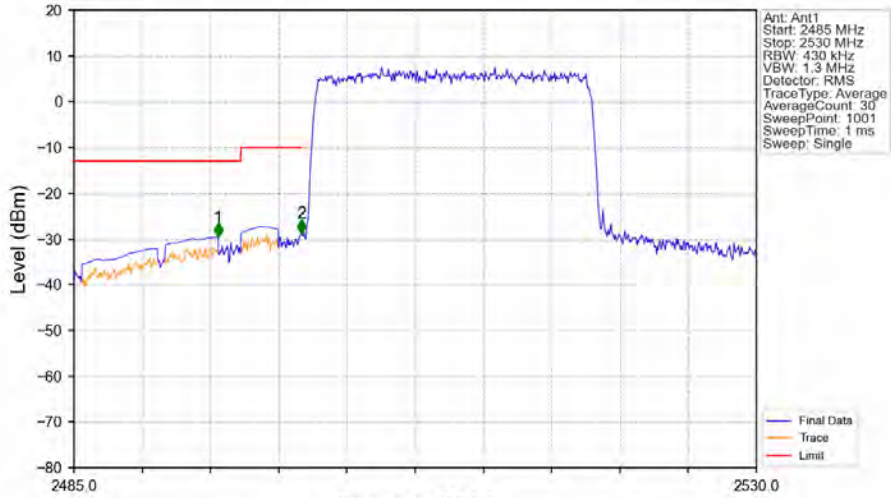
Band7_20MHz_QPSK_LCH_2510MHz_RB_1_0_NTNV



Band7_20MHz_QPSK_LCH_2510MHz_RB_1_0_NTNV

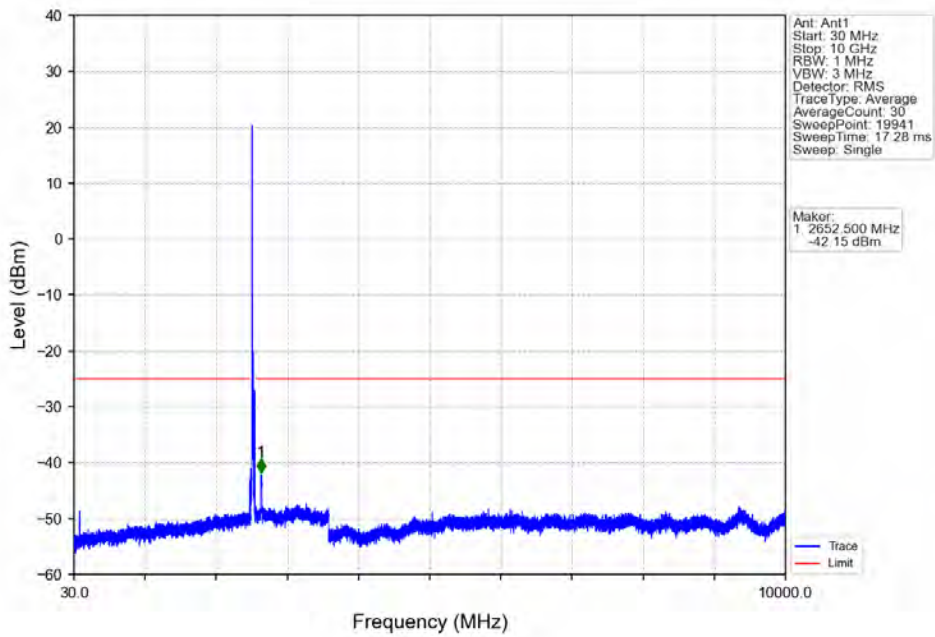


Band7_20MHz_QPSK_LCH_2510MHz_RB_100_0_NTNV

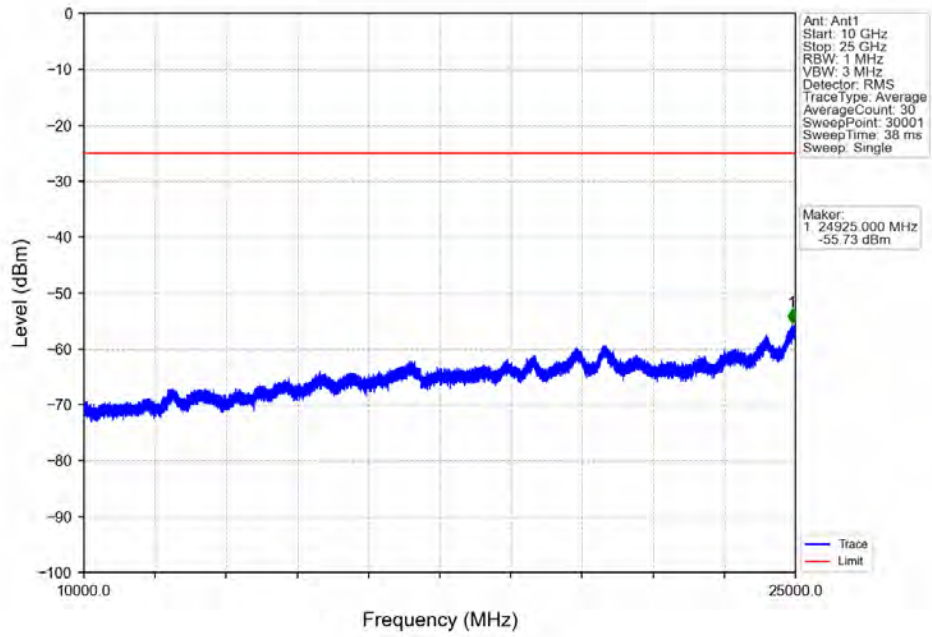


Start (MHz)	Stop (MHz)	RBW (MHz)	Method	Marker No	Freq (MHz)	Level (dBm)	Limit (dBm)	Result
2485	2499	1	CHP	1	2494.495	-29.60	-13	Pass
2499	2500	0.43	/	2	2499.985	-28.80	-10	Pass
2500	2530	0.43	/	/	/	/	/	/

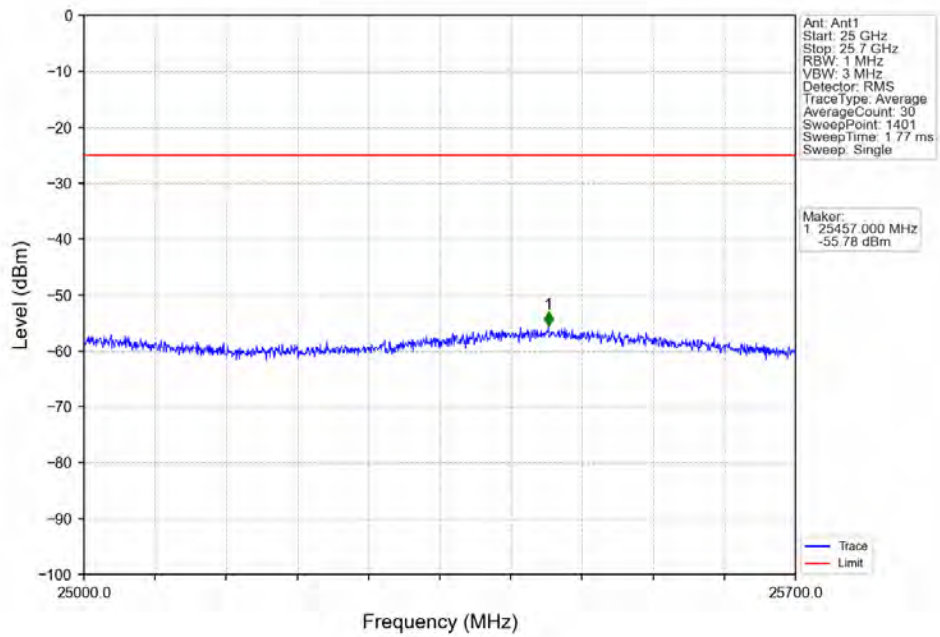
Band7_20MHz_QPSK_MCH_2535MHz_RB_1_0_NTNV



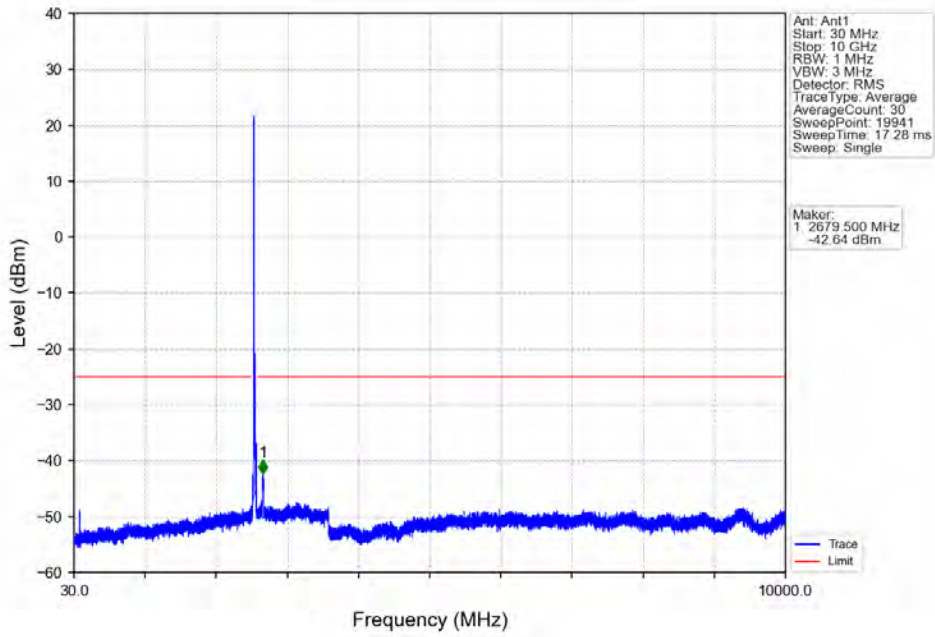
Band7_20MHz_QPSK_MCH_2535MHz_RB_1_0_NTNV



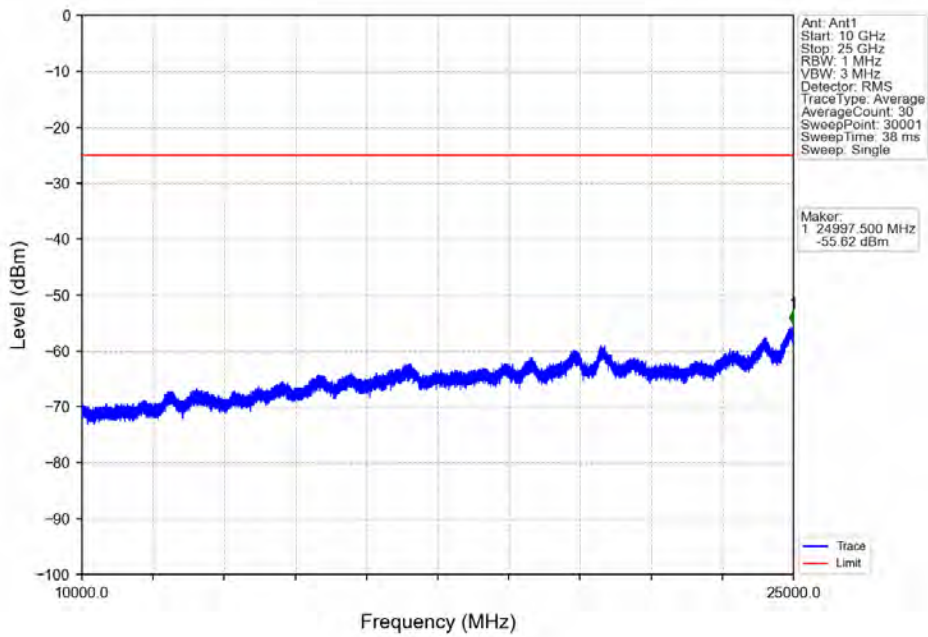
Band7_20MHz_QPSK_MCH_2535MHz_RB_1_0_NTNV



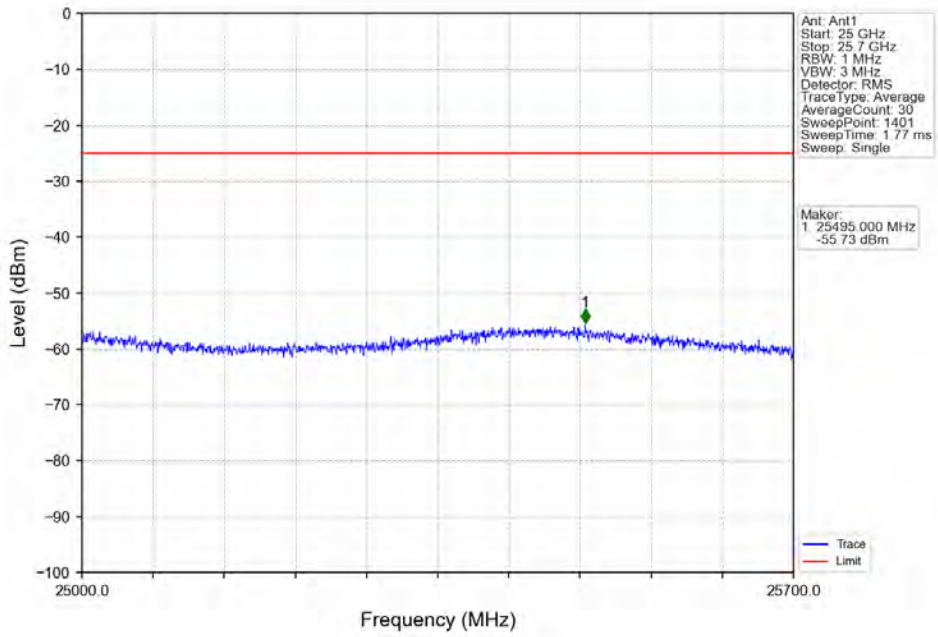
Band7_20MHz_QPSK_HCH_2560MHz_RB_1_0_NTNV



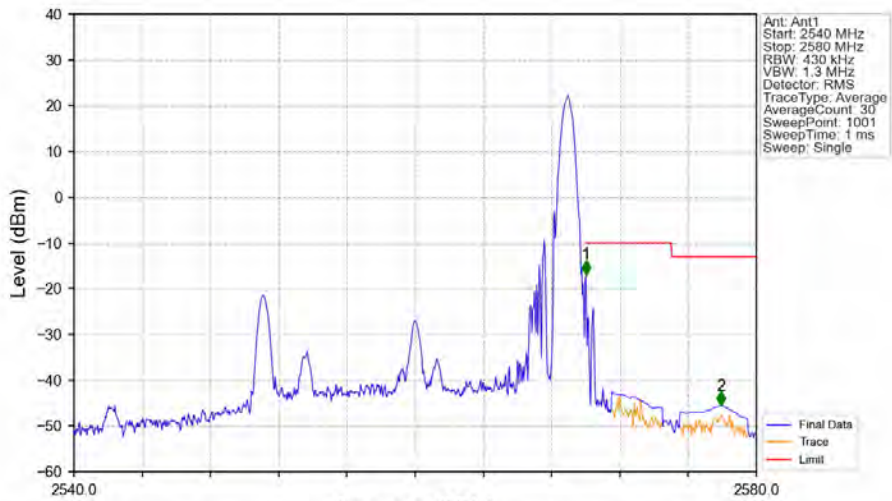
Band7_20MHz_QPSK_HCH_2560MHz_RB_1_0_NTNV



Band7_20MHz_QPSK_HCH_2560MHz_RB_1_0_NTNV

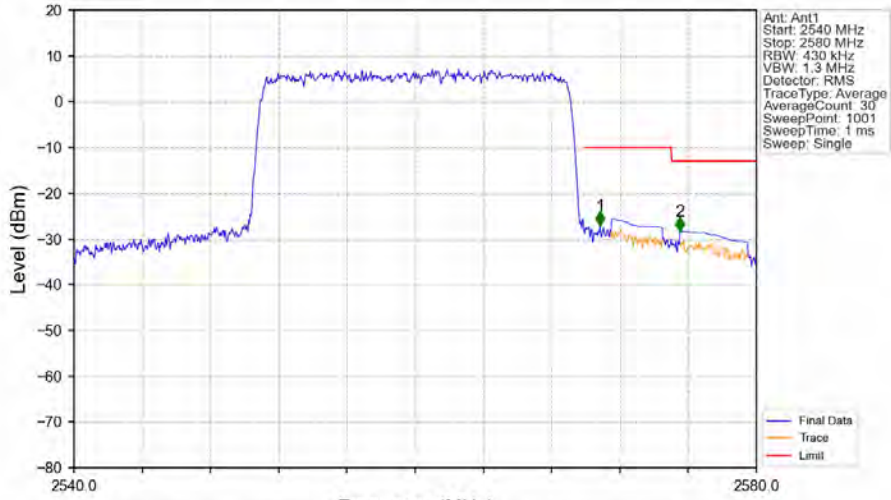


Band7_20MHz_QPSK_HCH_2560MHz_RB_1_99_NTNV



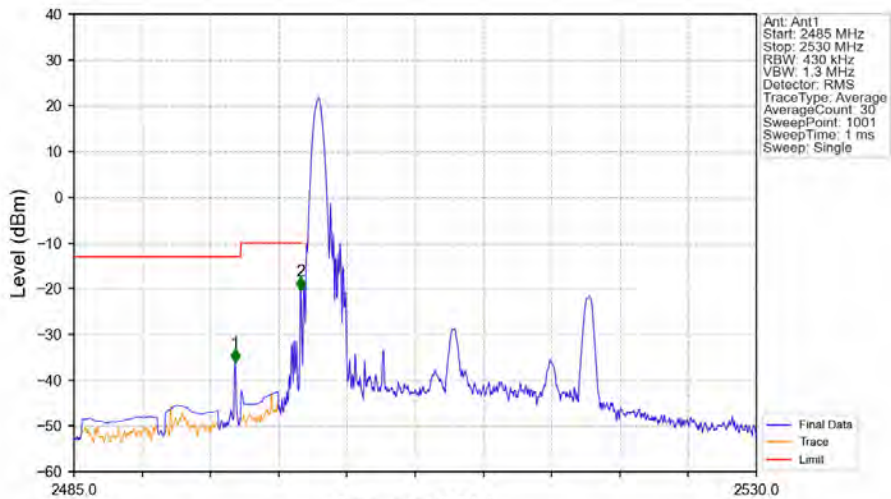
Start (MHz)	Stop (MHz)	RBW (MHz)	Method	Marker No	Freq (MHz)	Level (dBm)	Limit (dBm)	Result
2540	2570	0.43	/	1	2570.000	-16.88	-10	Pass
2571	2580	1	CHP	2	2577.920	-45.60	-13	Pass

Band7_20MHz_QPSK_HCH_2560MHz_RB_100_0_NTNV



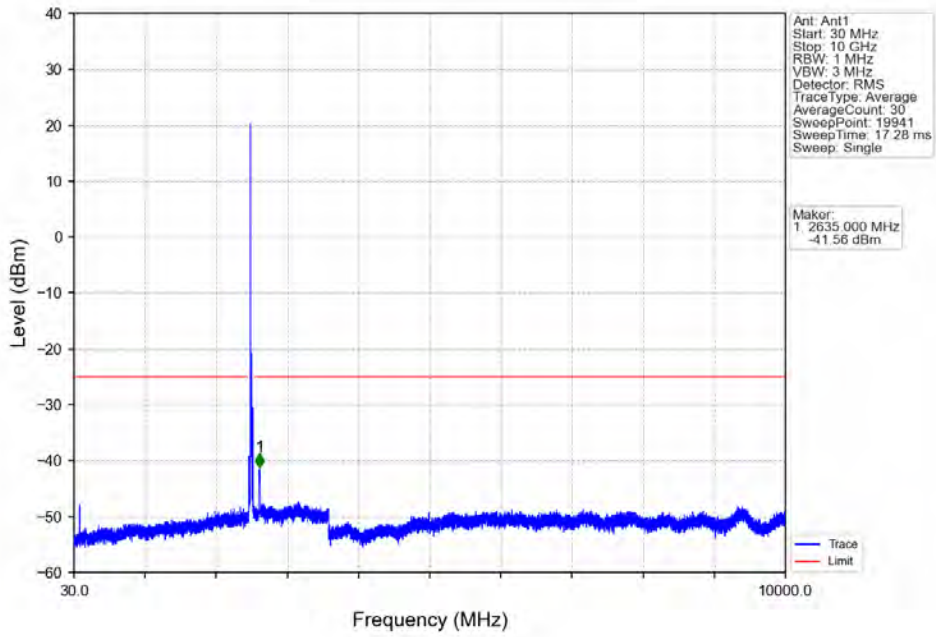
Start (MHz)	Stop (MHz)	RBW (MHz)	Method	Marker No	Freq (MHz)	Level (dBm)	Limit (dBm)	Result
2540	2570	0.43	/	/	/	/	/	/
2570	2571	0.43	/	1	2570.840	-27.14	-10	Pass
2571	2580	1	CHP	2	2575.520	-28.36	-13	Pass

Band7_20MHz_16QAM_LCH_2510MHz_RB_1_0_NTNV

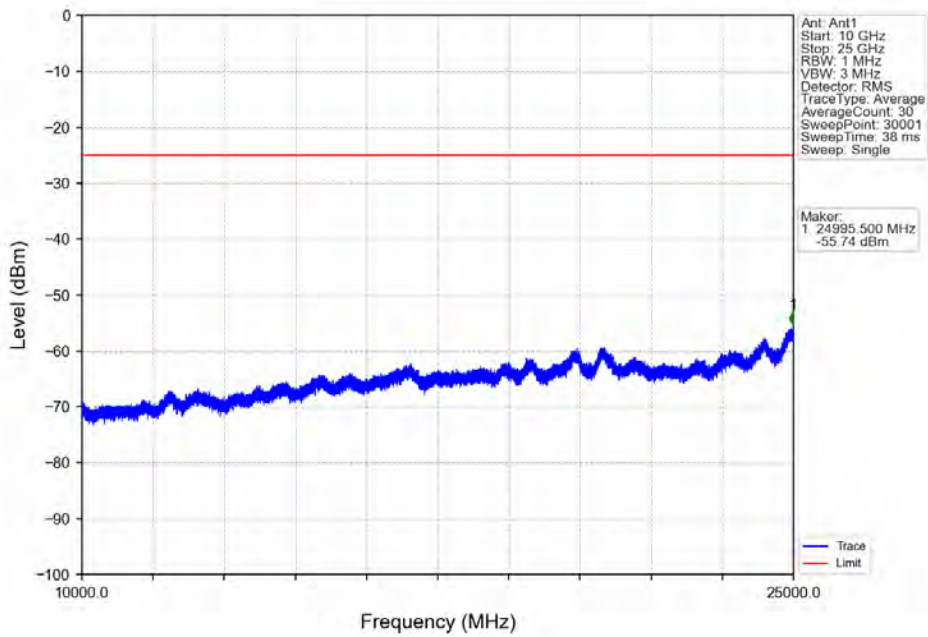


Start (MHz)	Stop (MHz)	RBW (MHz)	Method	Marker No	Freq (MHz)	Level (dBm)	Limit (dBm)	Result
2485	2499	1	CHP	1	2495.620	-36.16	-13	Pass
2499	2500	0.43	/	2	2499.940	-20.47	-10	Pass
2500	2530	0.43	/	/	/	/	/	/

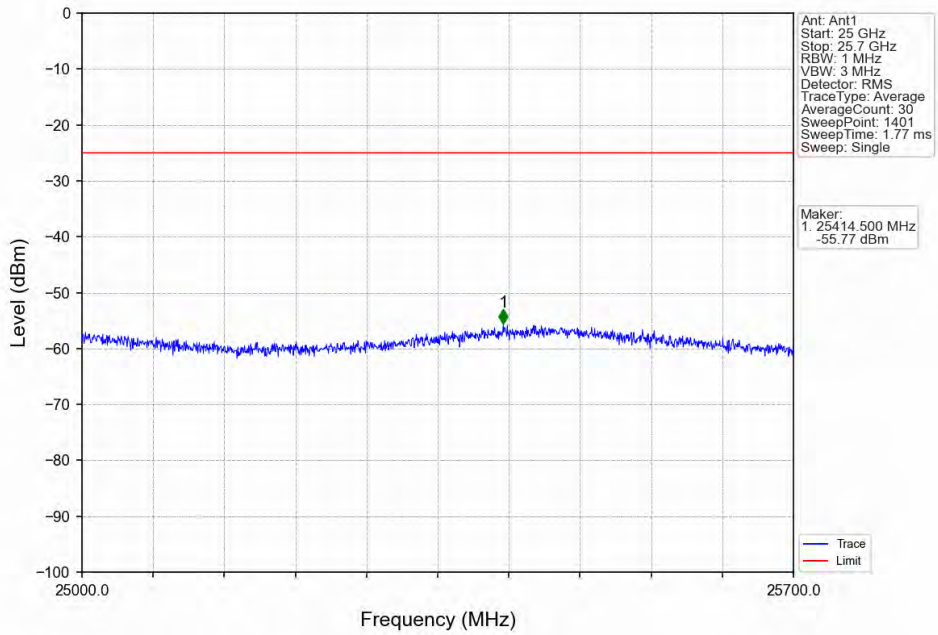
Band7_20MHz_16QAM_LCH_2510MHz_RB_1_0_NTNV



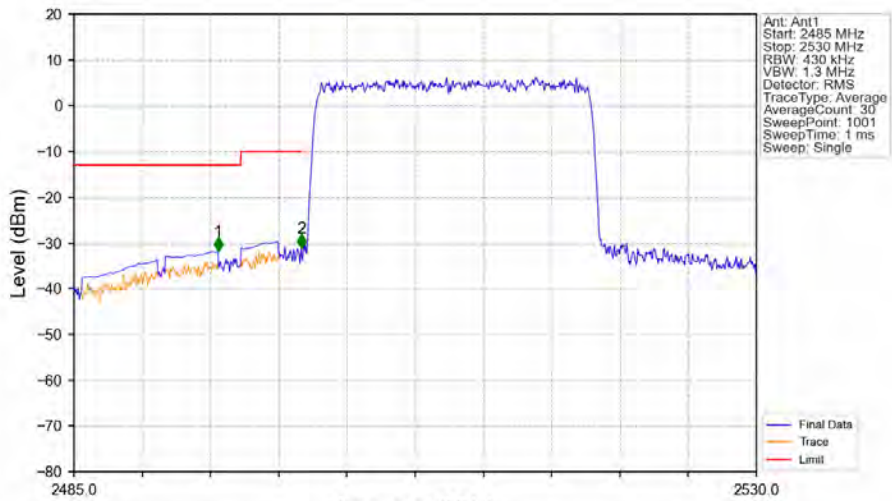
Band7_20MHz_16QAM_LCH_2510MHz_RB_1_0_NTNV



Band7_20MHz_16QAM_LCH_2510MHz_RB_1_0_NTNV

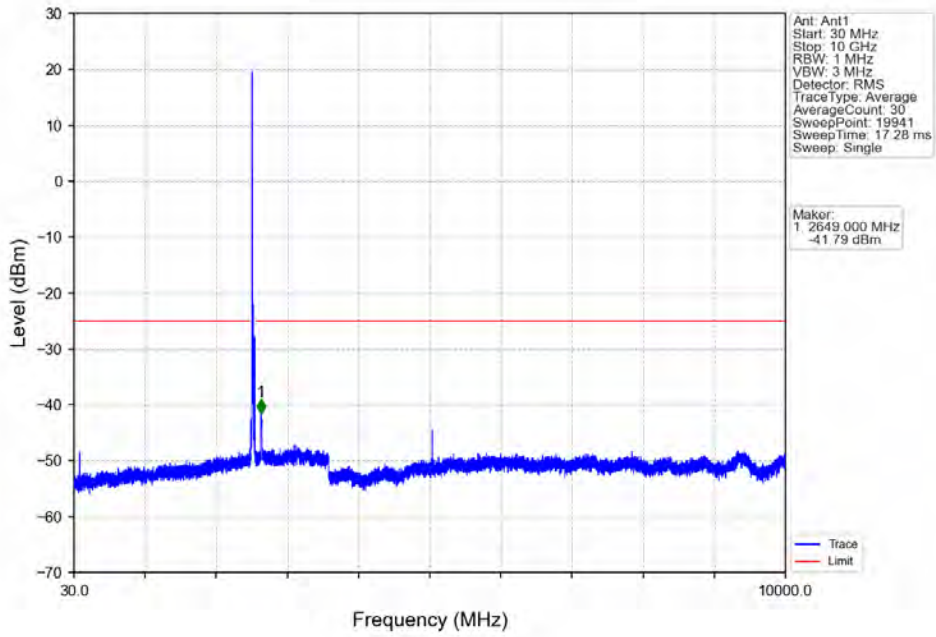


Band7_20MHz_16QAM_LCH_2510MHz_RB_100_0_NTNV

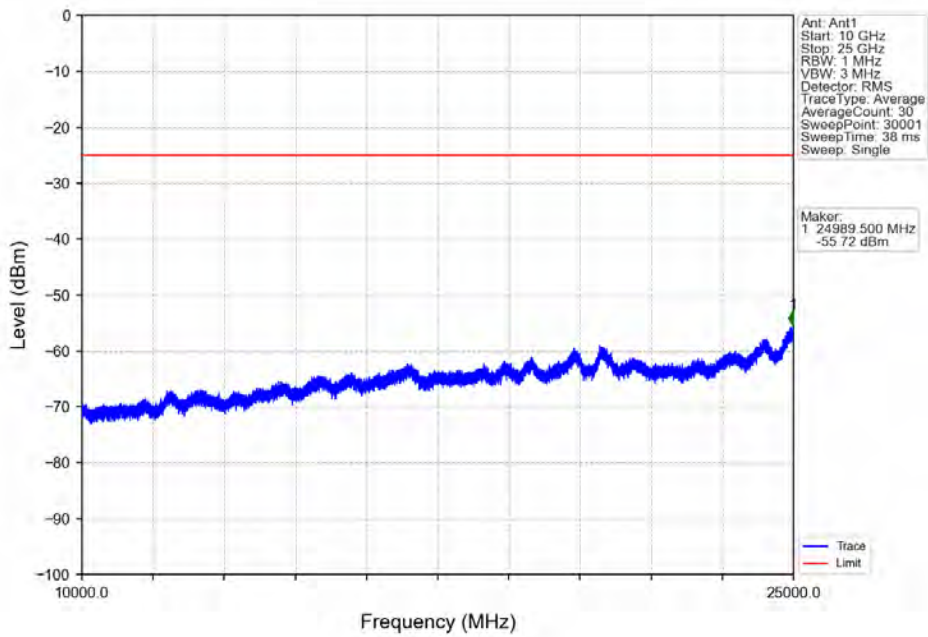


Start (MHz)	Stop (MHz)	RBW (MHz)	Method	Marker No	Freq (MHz)	Level (dBm)	Limit (dBm)	Result
2485	2499	1	CHP	1	2494.495	-31.85	-13	Pass
2499	2500	0.43	/	2	2499.985	-31.14	-10	Pass
2500	2530	0.43	/	/	/	/	/	/

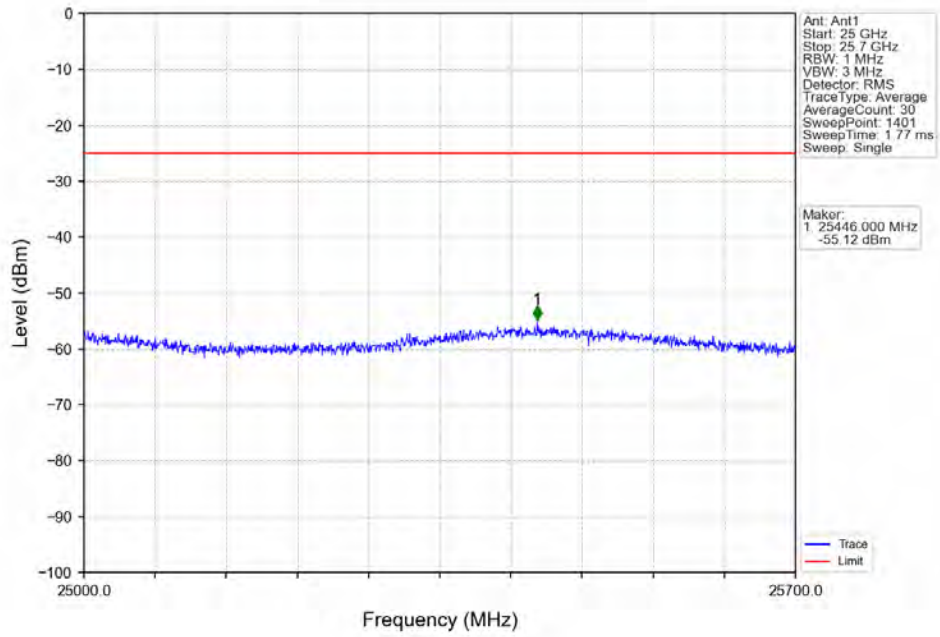
Band7_20MHz_16QAM_MCH_2535MHz_RB_1_0_NTNV



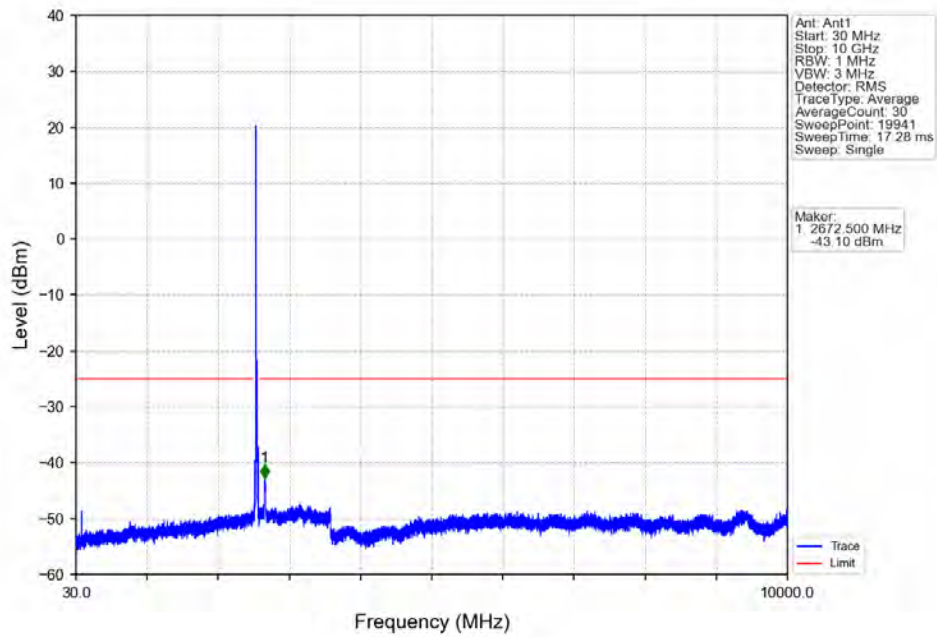
Band7_20MHz_16QAM_MCH_2535MHz_RB_1_0_NTNV



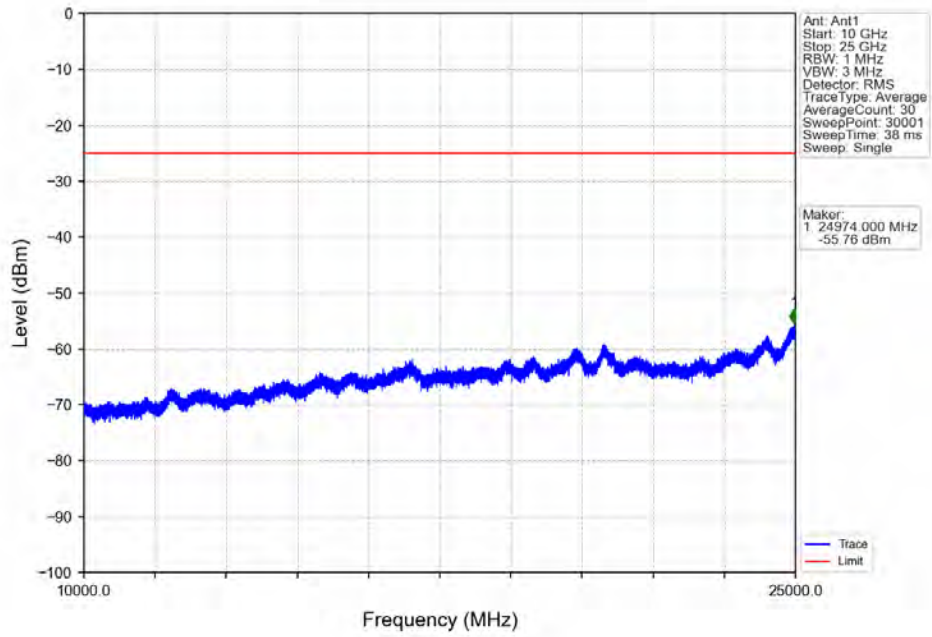
Band7_20MHz_16QAM_MCH_2535MHz_RB_1_0_NTNV



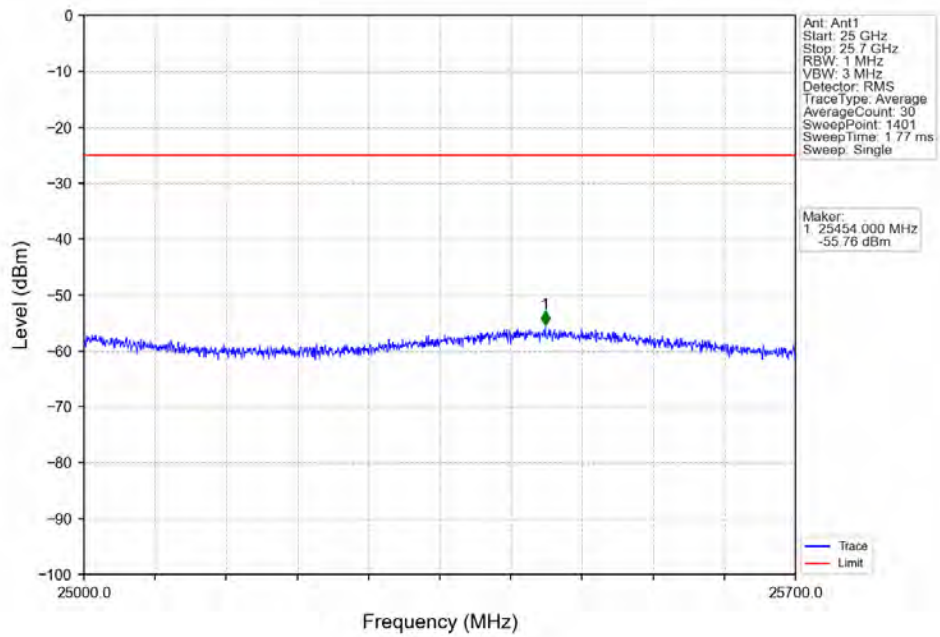
Band7_20MHz_16QAM_HCH_2560MHz_RB_1_0_NTNV



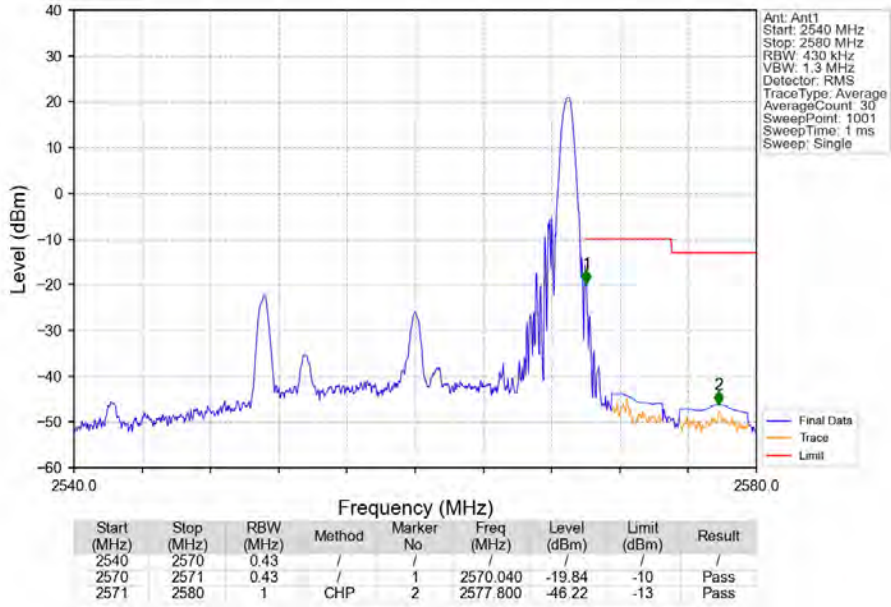
Band7_20MHz_16QAM_HCH_2560MHz_RB_1_0_NTNV



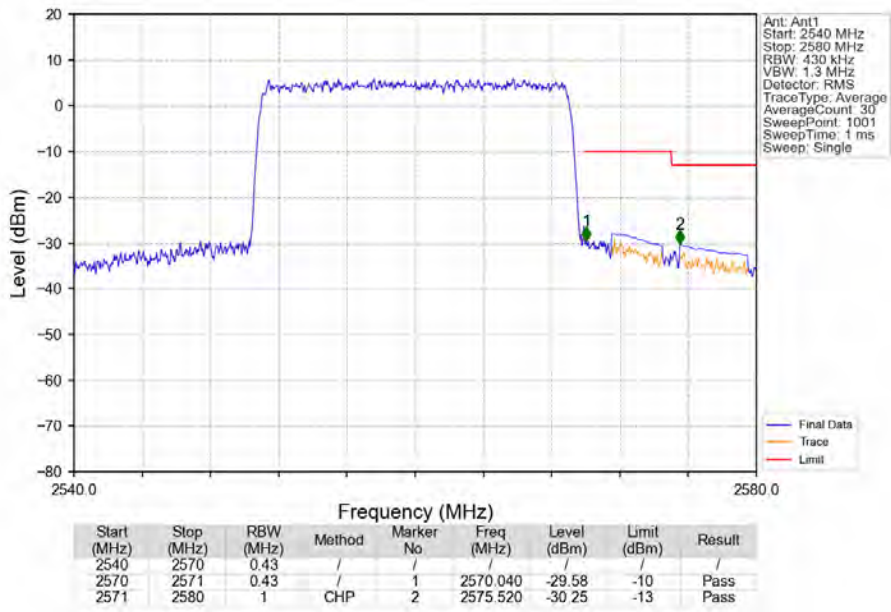
Band7_20MHz_16QAM_HCH_2560MHz_RB_1_0_NTNV



Band7_20MHz_16QAM_HCH_2560MHz_RB_1_99_NTV



Band7_20MHz_16QAM_HCH_2560MHz_RB_100_0_NTV



7. Form731

7.1 Form731_Power

7.1.1 Test Result

Band	BW	Lower Freq	High Freq	MAX Power (W)	Value	Hz/ppm	Emission Designator	Rule Parts	MAX Power (dBm)
7	5	2502.5	2567.5	0.1977	0.0063	ppm	4M55G7D	27M	22.96
7	5	2502.5	2567.5	0.1469	0.0066	ppm	4M55W7D	27M	21.67
7	10	2505	2565	0.1910	0.0044	ppm	9M08G7D	27M	22.81
7	10	2505	2565	0.1607	0.0046	ppm	9M06W7D	27M	22.06
7	15	2507.5	2562.5	0.1858	0.0063	ppm	13M6G7D	27M	22.69
7	15	2507.5	2562.5	0.1592	0.0062	ppm	13M6W7D	27M	22.02
7	20	2510	2560	0.1897	0.0050	ppm	18M1G7D	27M	22.78
7	20	2510	2560	0.1618	0.0062	ppm	18M2W7D	27M	22.09

7.2 Form731_EIRP

7.2.1 Test Result

Band	BW	Lower Freq	High Freq	MAX Power (W)	Value	Hz/ppm	Emission Designator	Rule Parts	MAX Power (dBm)
7	5	2502.5	2567.5	0.1614	0.0063	ppm	4M55G7D	27M	22.08
7	5	2502.5	2567.5	0.1199	0.0066	ppm	4M55W7D	27M	20.79
7	10	2505	2565	0.1560	0.0044	ppm	9M08G7D	27M	21.93
7	10	2505	2565	0.1312	0.0046	ppm	9M06W7D	27M	21.18
7	15	2507.5	2562.5	0.1517	0.0063	ppm	13M6G7D	27M	21.81
7	15	2507.5	2562.5	0.1300	0.0062	ppm	13M6W7D	27M	21.14
7	20	2510	2560	0.1549	0.0050	ppm	18M1G7D	27M	21.90
7	20	2510	2560	0.1321	0.0062	ppm	18M2W7D	27M	21.21