



Appendix D

Photographs

1. SAR measurement System
2. Photographs of Tissue Simulate Liquid
3. Photographs of EUT test position
4. EUT Constructional Details










1. SAR measurement System





2. Photographs of Tissue Simulate Liquid

<p>Photo 1: Tissue Simulant Liquid for Head 650-900</p>	<p>Photo 2: Tissue Simulant Liquid for Head 1700-2000</p>
	
<p>Photo 3: Tissue Simulant Liquid for Head 2300-2500</p>	<p>Photo 4: Tissue Simulant Liquid for Head 2500-2700</p>
	
<p>Photo 5: Tissue Simulant Liquid for Head 5000-6000</p>	<p>N/A</p>
	



3. Photographs of EUT test position









Photo 6: Left touch cheek	Photo 7: Left tilted 15 degree
	
Photo 8: Right touch cheek	Photo 9: Right tilted 15 degree
	
Photo 10: Front side 10mm	Photo 11: Back side 10mm
	






Photo 12: Left side 10mm	Photo 13: Right side 10mm
	
Photo 14: Top side 10mm	N/A
	





4. EUT Constructional Details



立讯检测股份
LCS Testing Lab

立讯检测股份
LCS Testing Lab

立讯检测股份
LCS Testing Lab

立讯检测股份
LCS Testing Lab

立讯检测股份
LCS Testing Lab

立讯检测股份
LCS Testing Lab

立讯检测股份
LCS Testing Lab

立讯检测股份
LCS Testing Lab

立讯检测股份
LCS Testing Lab

立讯检测股份
LCS Testing Lab

立讯检测股份
LCS Testing Lab

