



Appendix A

RF Test Data for 2.4G (Conducted Measurement)

Product Name: GPS Tracker

Test Model: MT710

Environmental Conditions

Temperature:	23.8° C
Relative Humidity:	52.1%
ATM Pressure:	100.0 kPa
Test Engineer:	Jay Luo
Supervised by:	Nick Peng





A.1 -6dB Bandwidth

Condition	Mode	Frequency (MHz)	Antenna	-6 dB Bandwidth (MHz)	Limit -6 dB Bandwidth (MHz)	Verdict
NVNT	2.4G	2412	Ant1	9.03	>=0.5	Pass
NVNT	2.4G	2437	Ant1	8.024	>=0.5	Pass
NVNT	2.4G	2462	Ant1	8.038	>=0.5	Pass

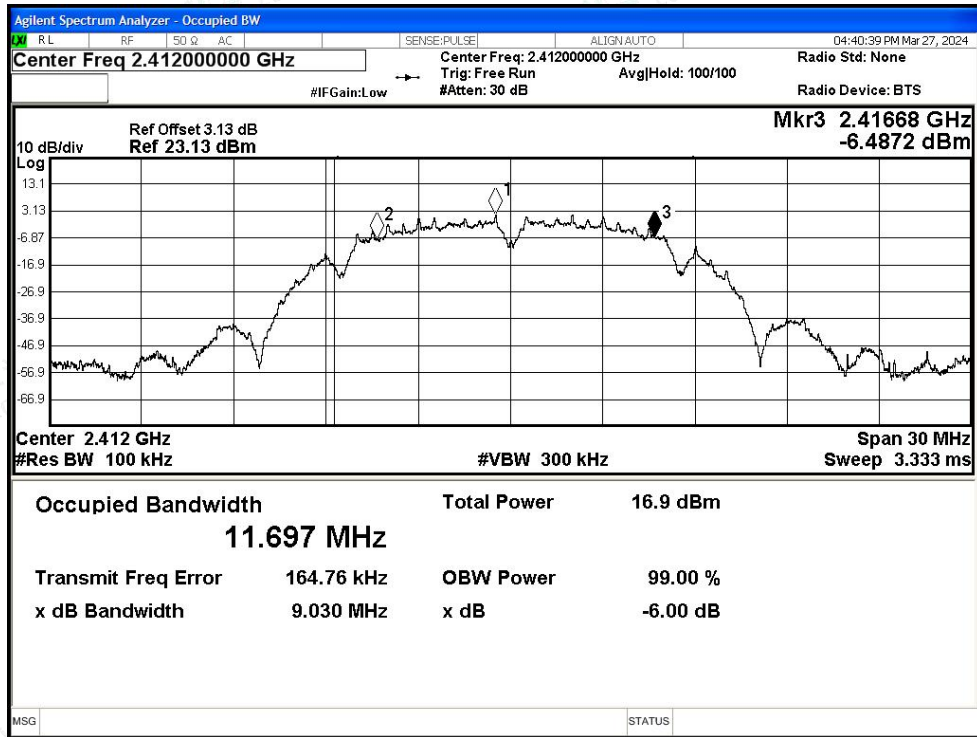


Shenzhen LCS Compliance Testing Laboratory Ltd.
Add: 101, 201 Bldg A & 301 Bldg C, Juji Industrial Park Yabianxueziwei, Shajing Street, Baoan District, Shenzhen, 518000, China
Tel: +(86) 0755-82591330 | E-mail: webmaster@lcs-cert.com | Web: www.lcs-cert.com
Scan code to check authenticity

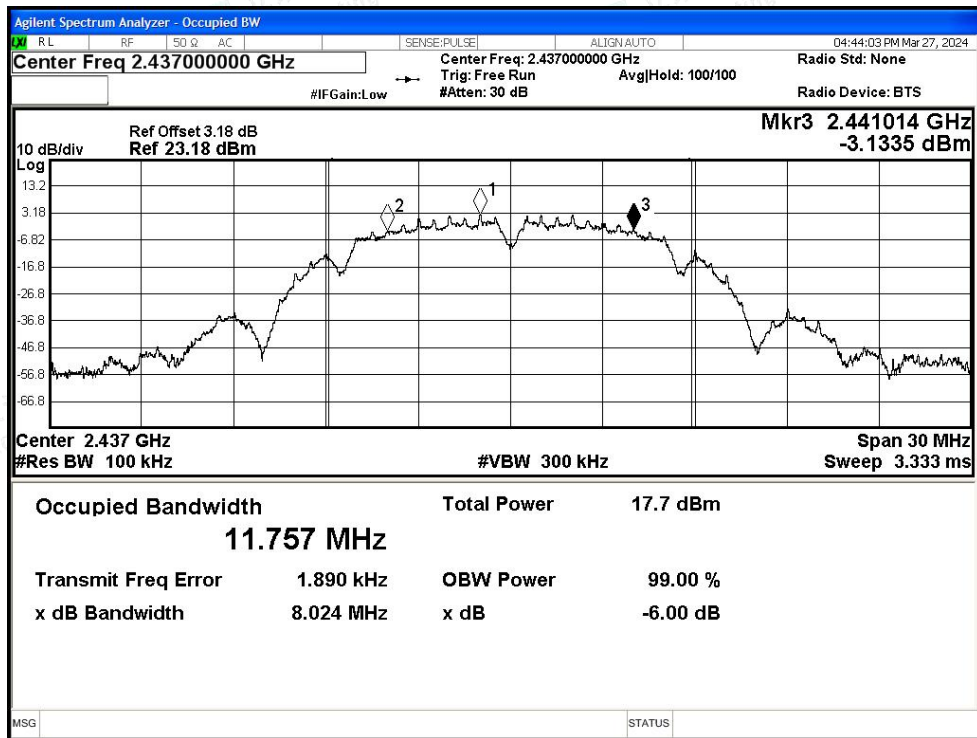


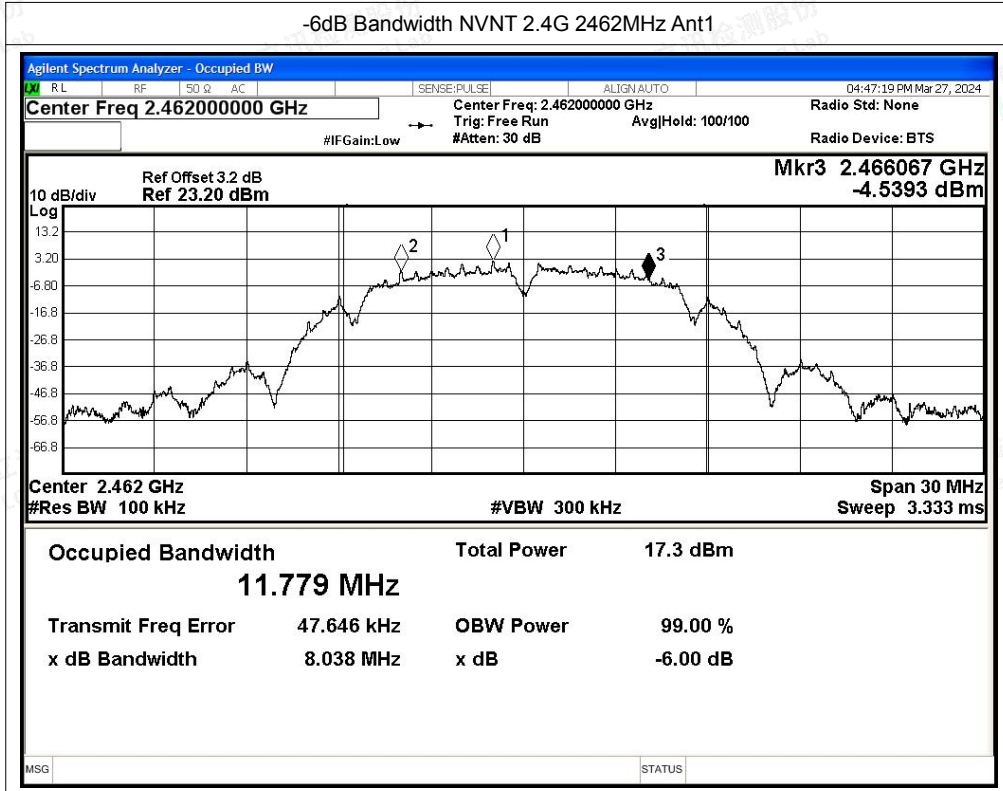
Test Graphs

-6dB Bandwidth NVNT 2.4G 2412MHz Ant1



-6dB Bandwidth NVNT 2.4G 2437MHz Ant1







A.2 Maximum Conducted Output Power

Condition	Mode	Frequency (MHz)	Antenna	Conducted Power (dBm)	Limit (dBm)	Verdict
NVNT	2.4G	2412	Ant1	11.97	30	Pass
NVNT	2.4G	2437	Ant1	12.64	30	Pass
NVNT	2.4G	2462	Ant1	12.39	30	Pass





A.3 Maximum Power Spectral Density Level

Condition	Mode	Frequency (MHz)	Antenna	Conducted PSD (dBm/3kHz)	Limit (dBm/3kHz)	Verdict
NVNT	2.4G	2412	Ant1	-12.54	8	Pass
NVNT	2.4G	2437	Ant1	-12.07	8	Pass
NVNT	2.4G	2462	Ant1	-10.4	8	Pass

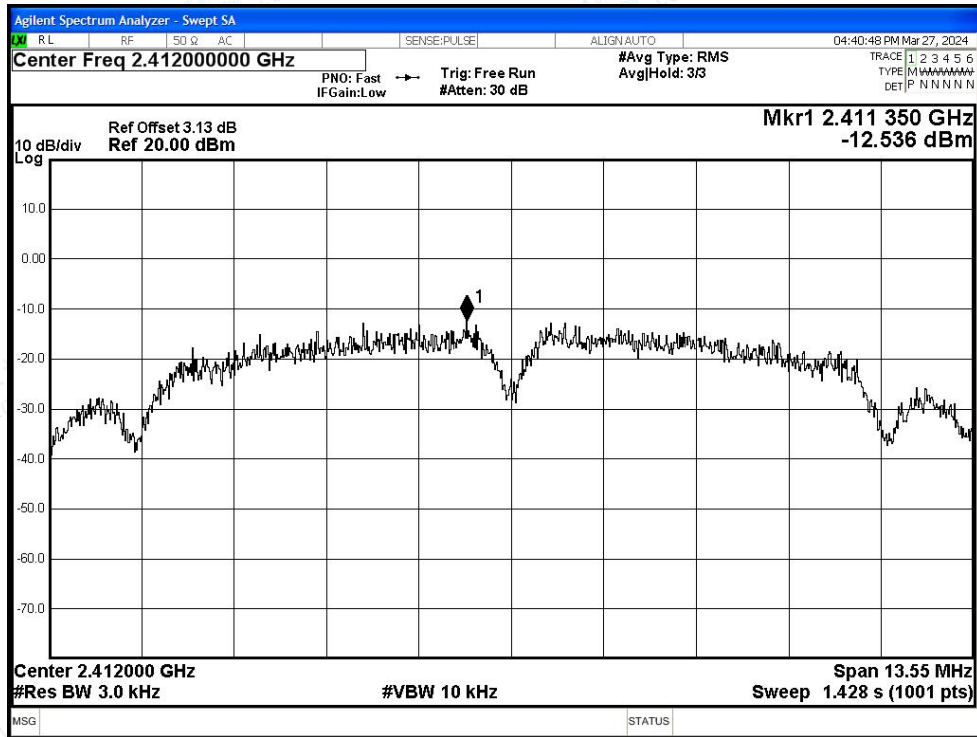


Shenzhen LCS Compliance Testing Laboratory Ltd.
Add: 101, 201 Bldg A & 301 Bldg C, Juji Industrial Park Yabianxueziwei, Shajing Street, Baoan District, Shenzhen, 518000, China
Tel: +(86) 0755-82591330 | E-mail: webmaster@lcs-cert.com | Web: www.lcs-cert.com
Scan code to check authenticity

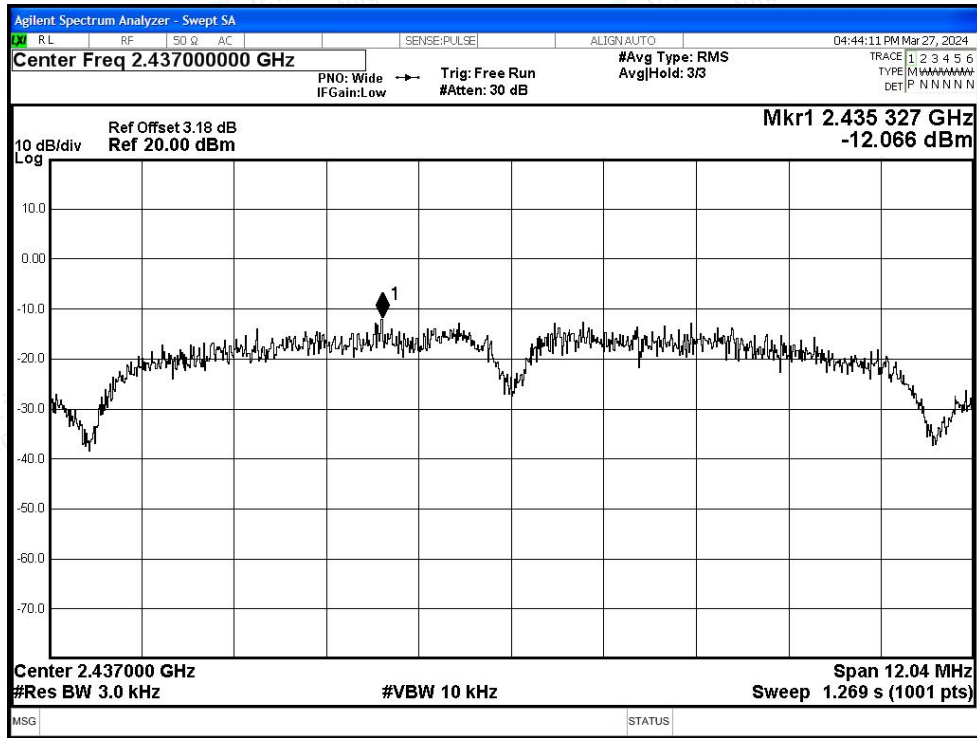


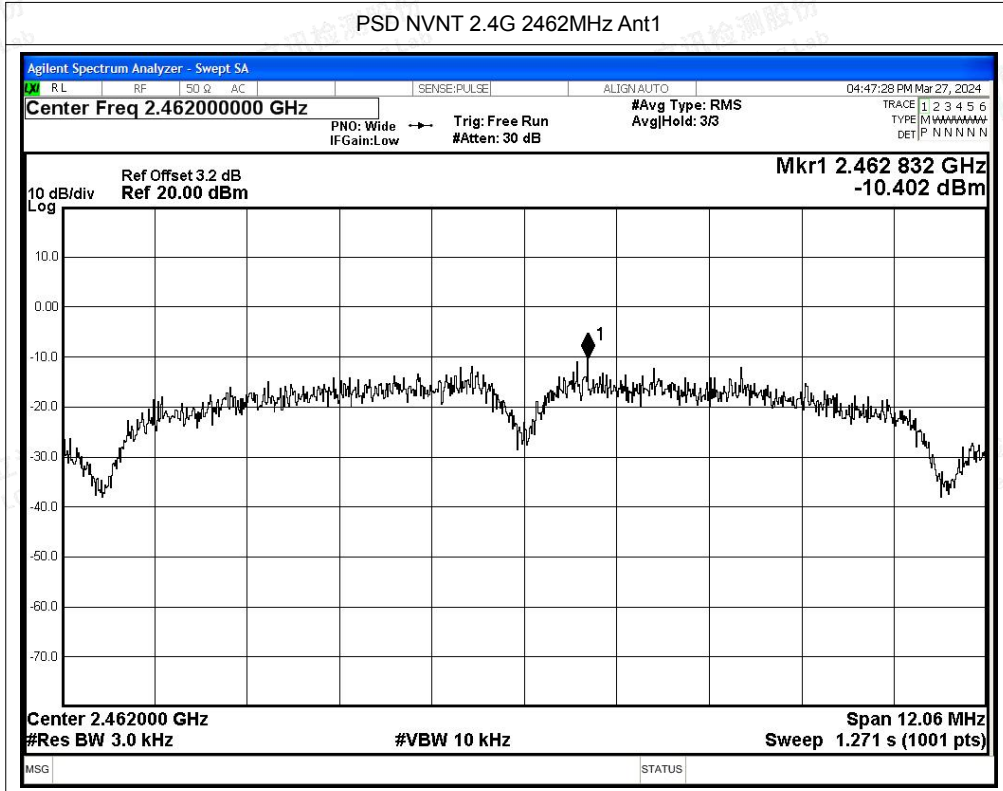
Test Graphs

PSD NVNT 2.4G 2412MHz Ant1



PSD NVNT 2.4G 2437MHz Ant1







A.4 Band Edge

Condition	Mode	Frequency (MHz)	Antenna	Max Value (dBc)	Limit (dBc)	Verdict
NVNT	2.4G	2412	Ant1	-52.08	-20	Pass
NVNT	2.4G	2462	Ant1	-54.26	-20	Pass

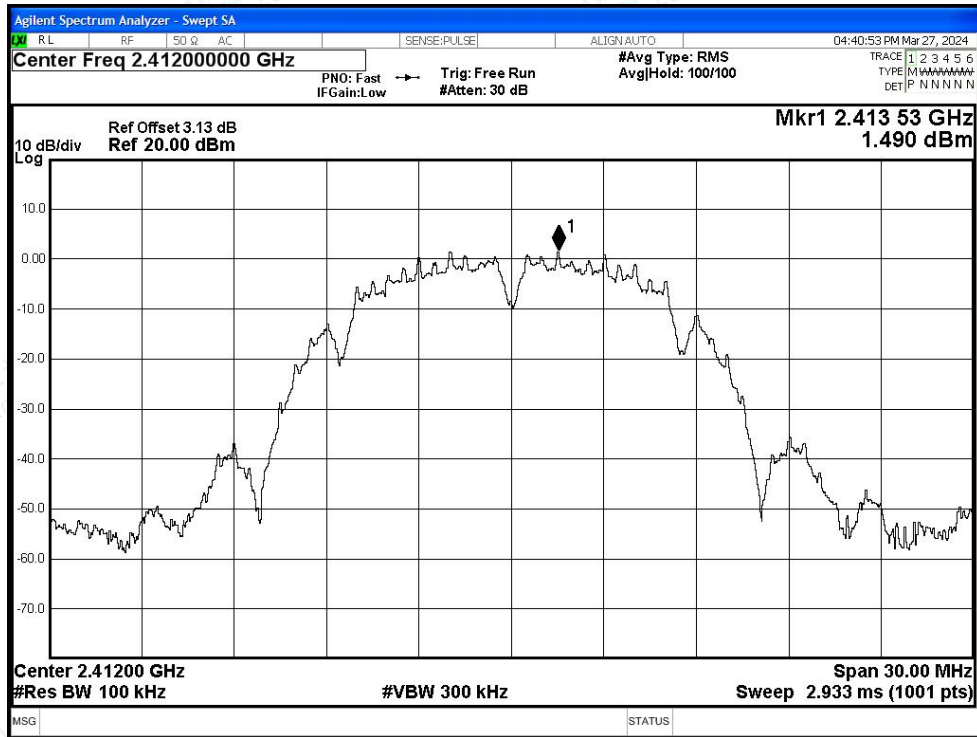


Shenzhen LCS Compliance Testing Laboratory Ltd.
Add: 101, 201 Bldg A & 301 Bldg C, Juji Industrial Park Yabianxueziwei, Shajing Street, Baoan District, Shenzhen, 518000, China
Tel: +(86) 0755-82591330 | E-mail: webmaster@lcs-cert.com | Web: www.lcs-cert.com
Scan code to check authenticity

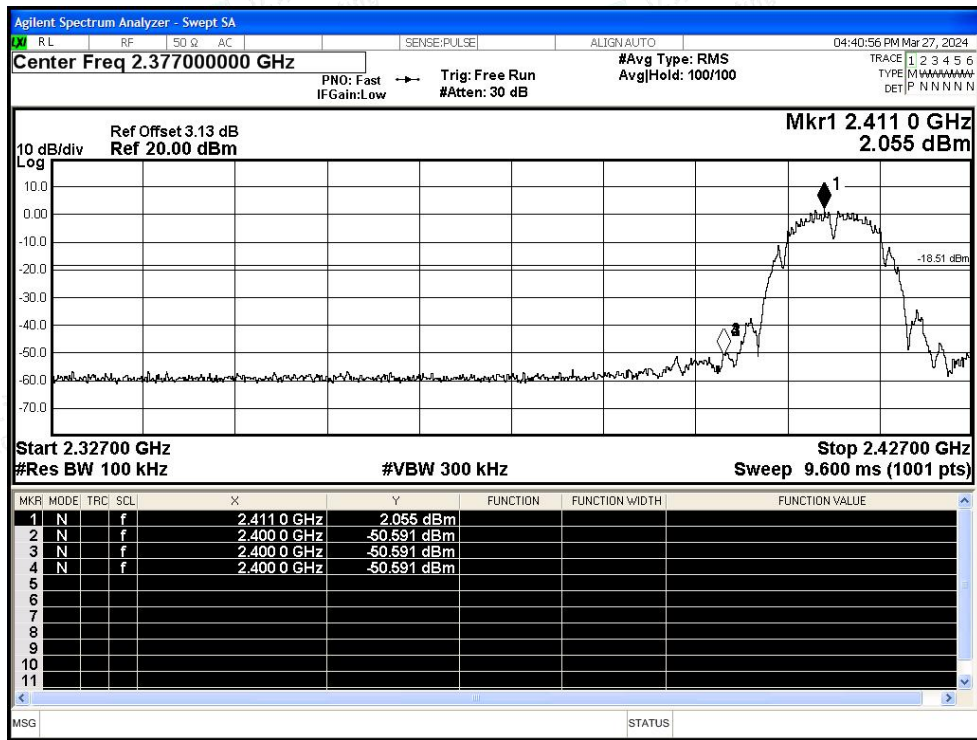


Test Graphs

Band Edge NVNT 2.4G 2412MHz Ant1 Ref

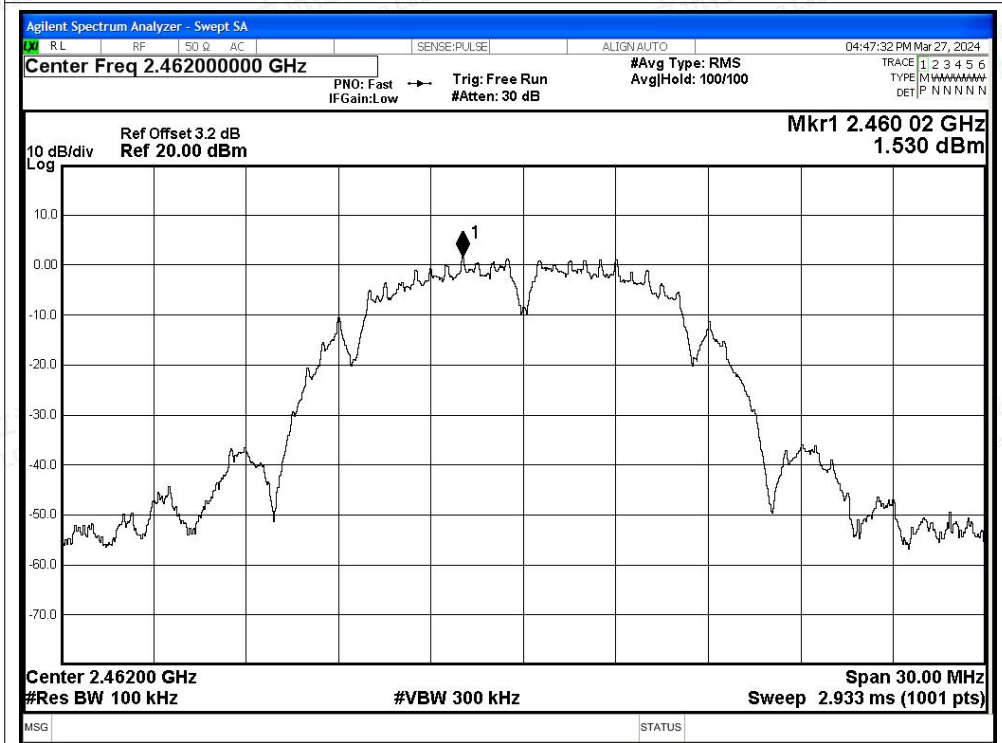


Band Edge NVNT 2.4G 2412MHz Ant1 Emission

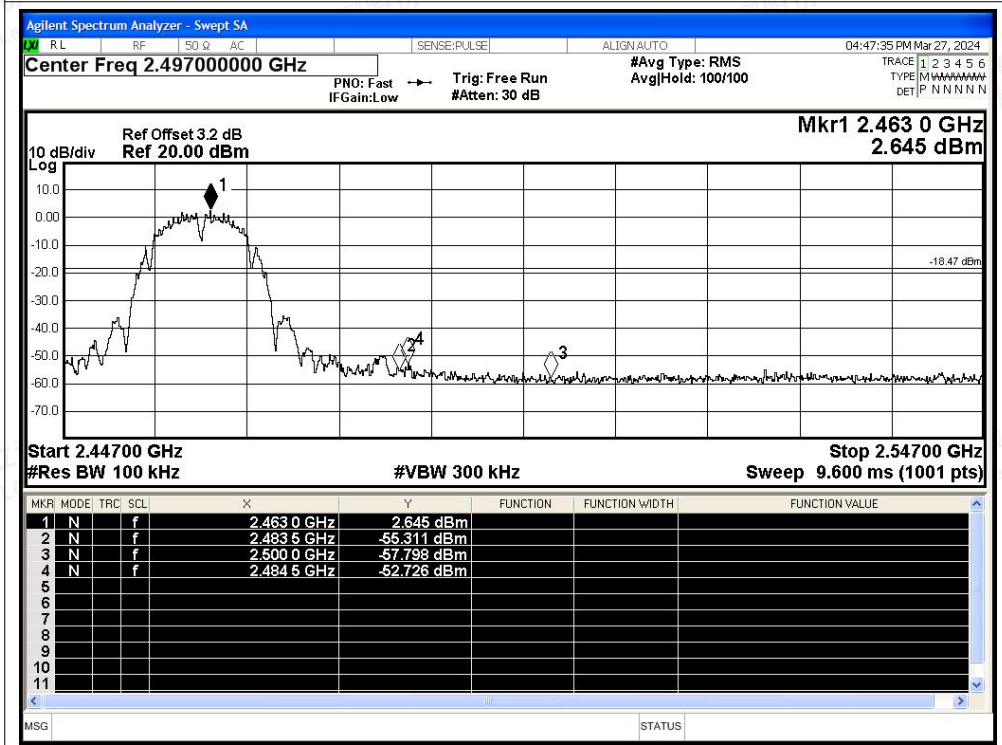




Band Edge NVNT 2.4G 2462MHz Ant1 Ref



Band Edge NVNT 2.4G 2462MHz Ant1 Emission





A.5 Conducted RF Spurious Emission

Condition	Mode	Frequency (MHz)	Antenna	Max Value (dBc)	Limit (dBc)	Verdict
NVNT	2.4G	2412	Ant1	-47.76	-20	Pass
NVNT	2.4G	2437	Ant1	-47.21	-20	Pass
NVNT	2.4G	2462	Ant1	-47.39	-20	Pass

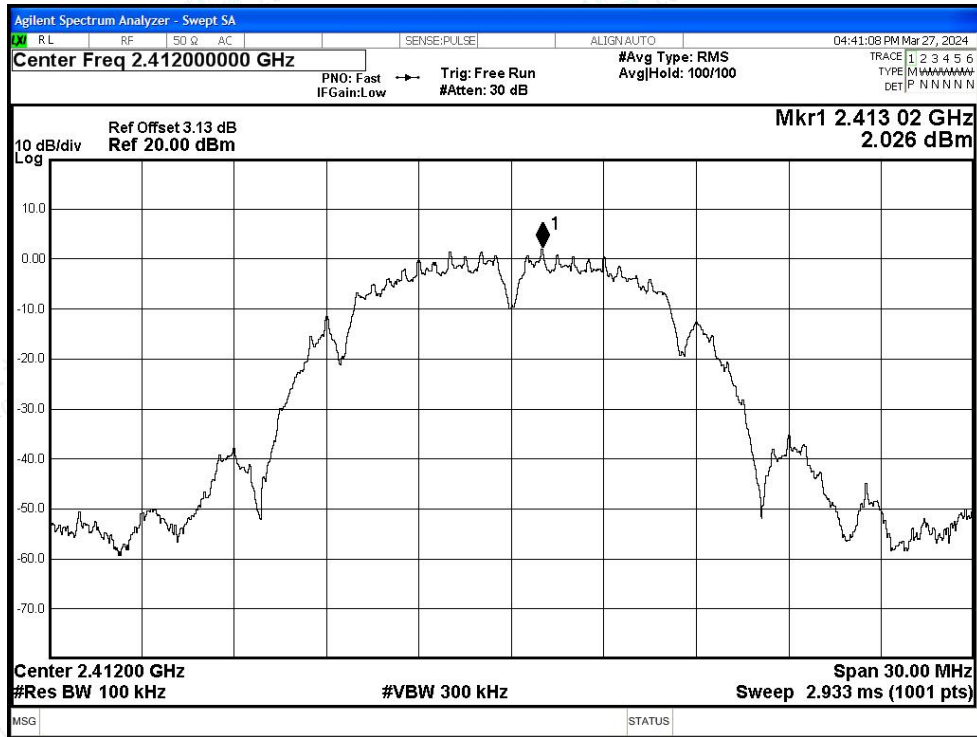


Shenzhen LCS Compliance Testing Laboratory Ltd.
Add: 101, 201 Bldg A & 301 Bldg C, Juji Industrial Park Yabianxueziwei, Shajing Street, Baoan District, Shenzhen, 518000, China
Tel: +(86) 0755-82591330 | E-mail: webmaster@lcs-cert.com | Web: www.lcs-cert.com
Scan code to check authenticity

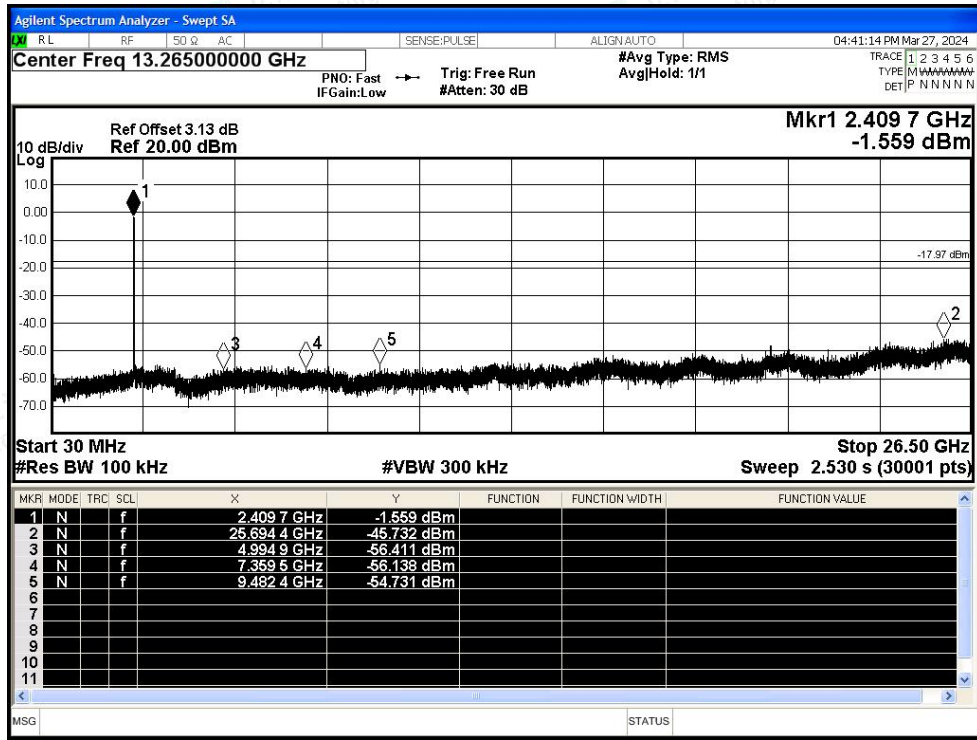


Test Graphs

Tx. Spurious NVNT 2.4G 2412MHz Ant1 Ref

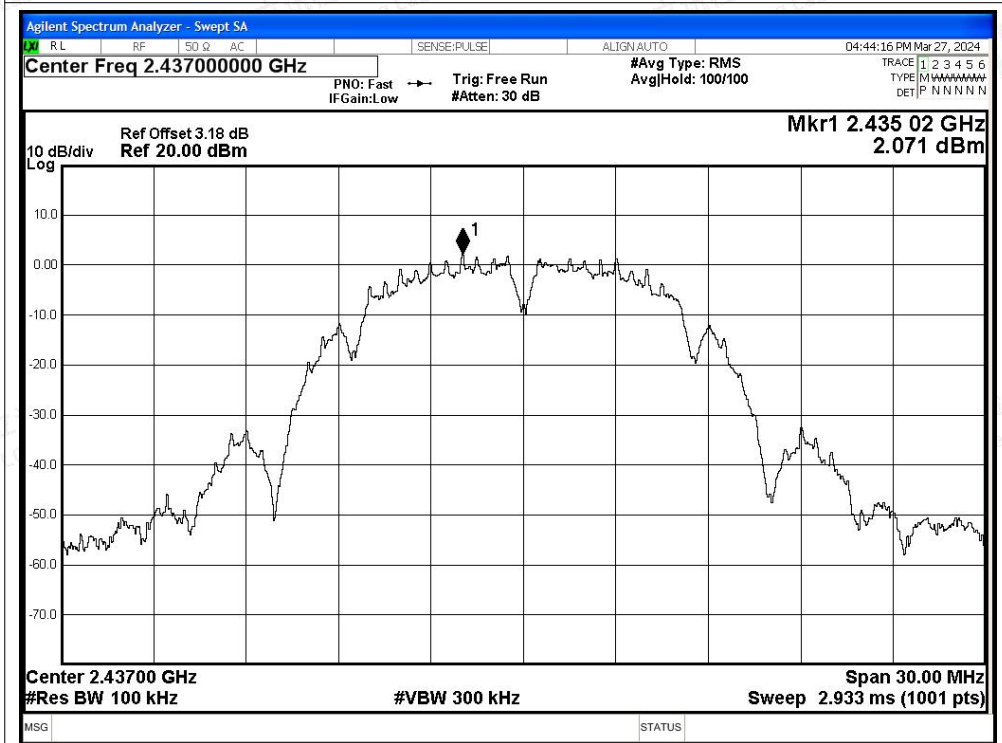


Tx. Spurious NVNT 2.4G 2412MHz Ant1 Emission

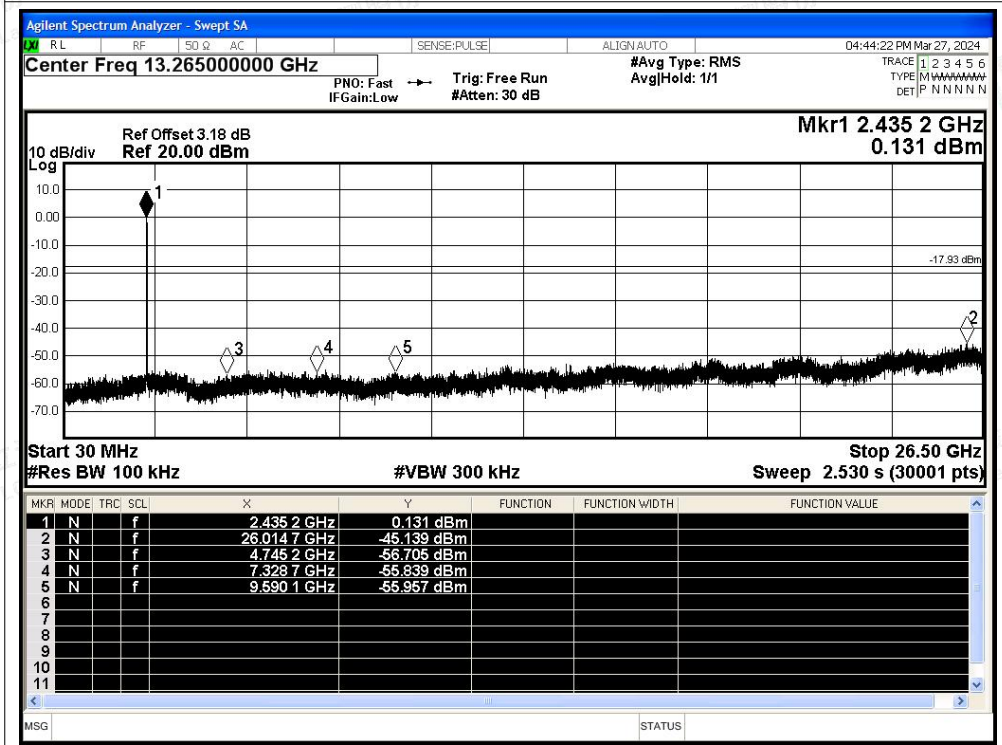




Tx. Spurious NVNT 2.4G 2437MHz Ant1 Ref

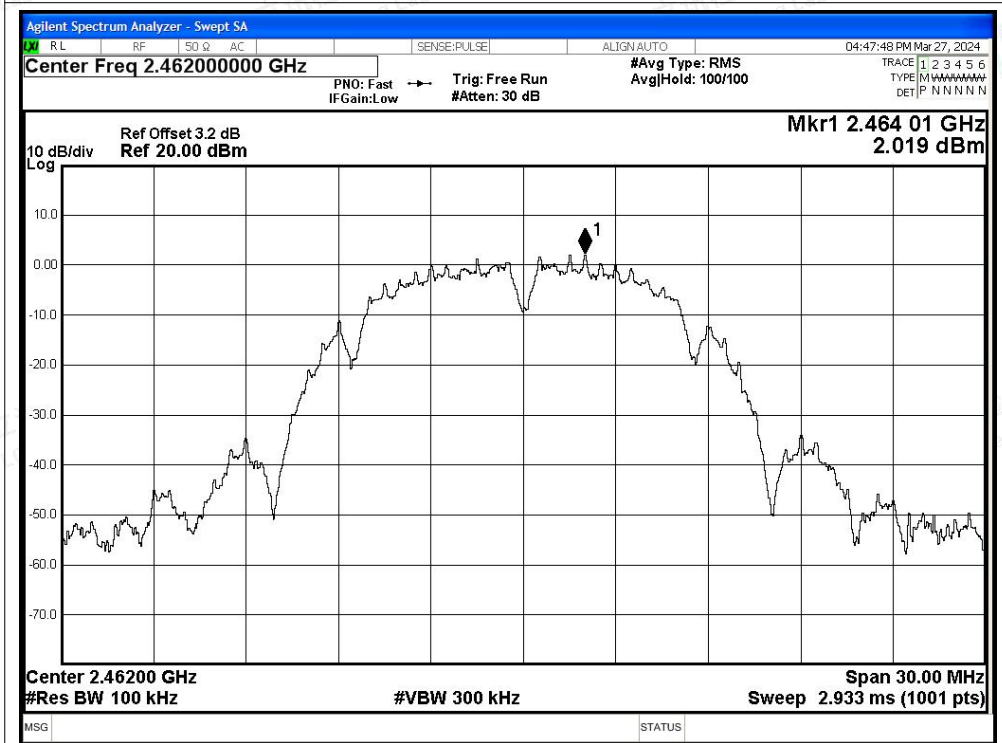


Tx. Spurious NVNT 2.4G 2437MHz Ant1 Emission

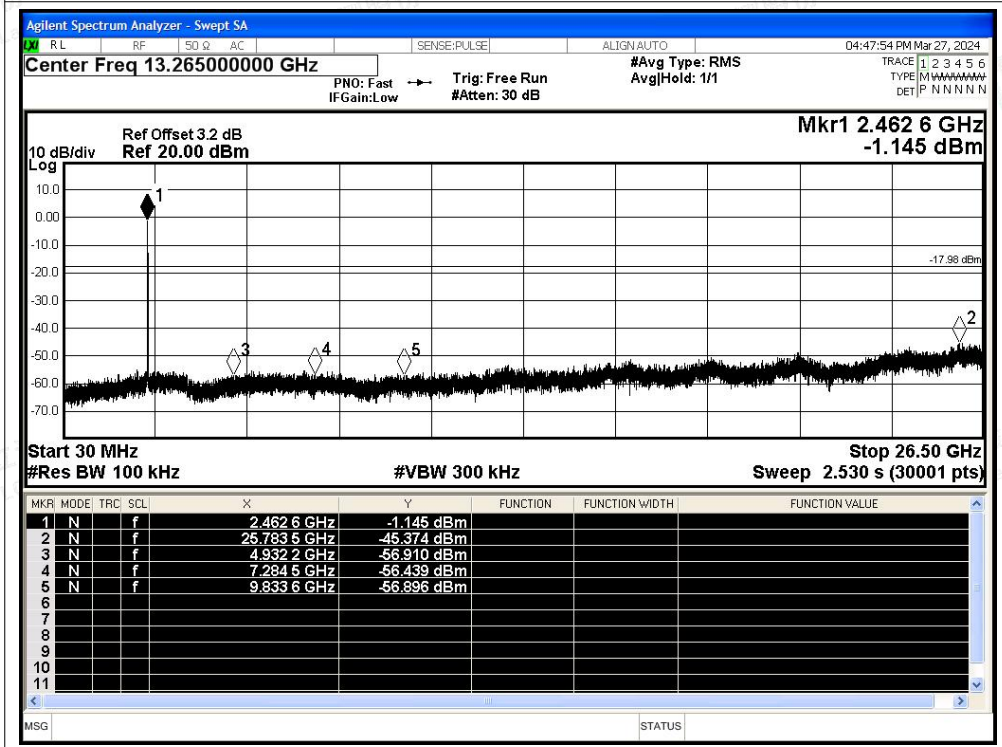




Tx. Spurious NVNT 2.4G 2462MHz Ant1 Ref



Tx. Spurious NVNT 2.4G 2462MHz Ant1 Emission





A.6 Duty Cycle

Condition	Mode	Frequency (MHz)	Antenna	Duty Cycle (%)	Correction Factor (dB)	1/T (kHz)
NVNT	2.4G	2412	Ant1	99.01	0	0.17
NVNT	2.4G	2437	Ant1	99.05	0	0.17
NVNT	2.4G	2462	Ant1	99.05	0	0.17

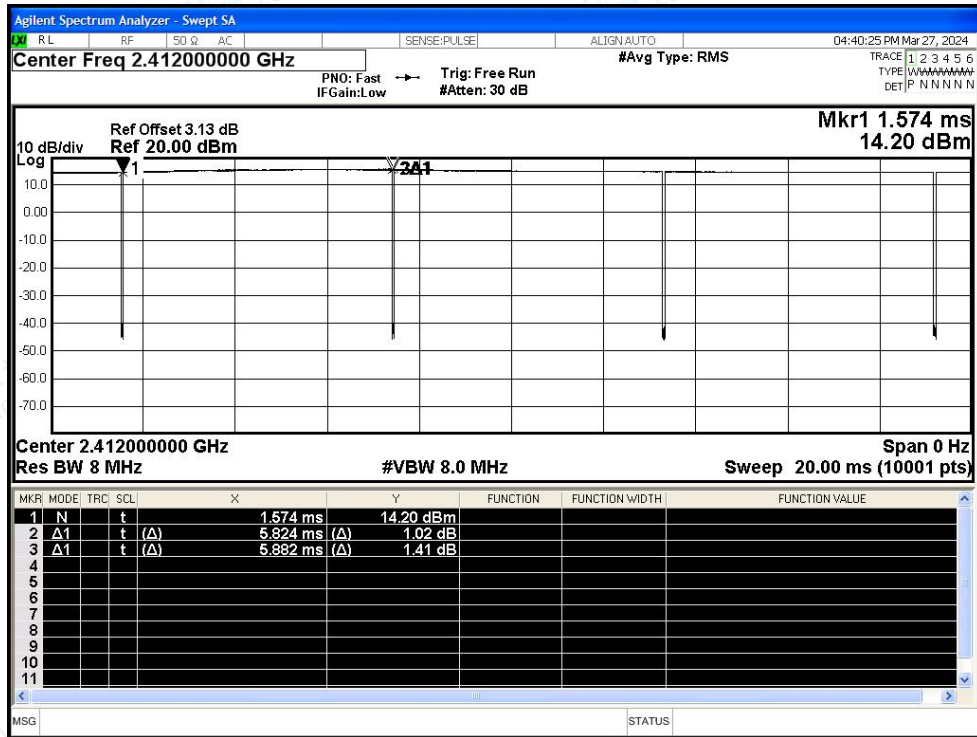


Shenzhen LCS Compliance Testing Laboratory Ltd.
Add: 101, 201 Bldg A & 301 Bldg C, Juji Industrial Park Yabianxueziwei, Shajing Street, Baoan District, Shenzhen, 518000, China
Tel: +(86) 0755-82591330 | E-mail: webmaster@lcs-cert.com | Web: www.lcs-cert.com
Scan code to check authenticity

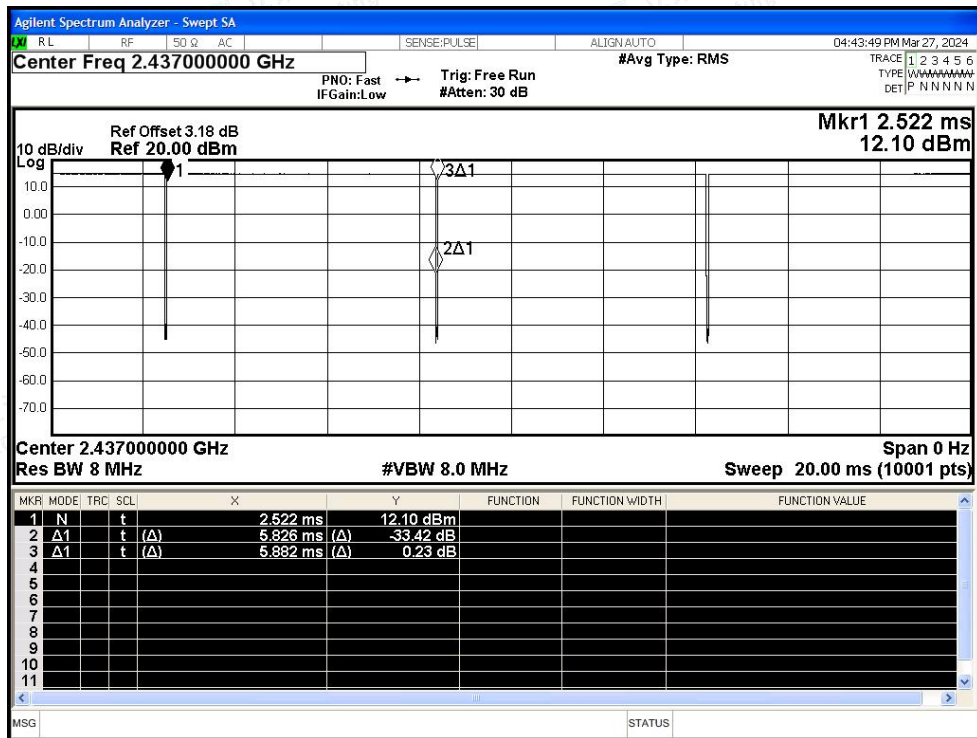


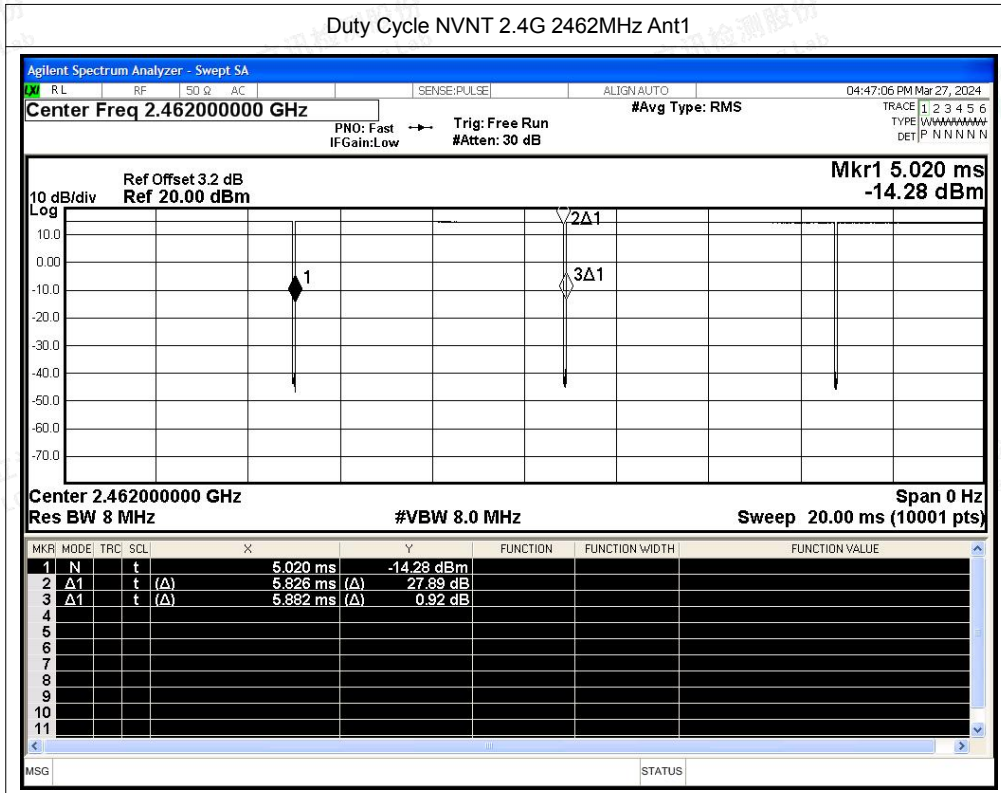
Test Graphs

Duty Cycle NVNT 2.4G 2412MHz Ant1



Duty Cycle NVNT 2.4G 2437MHz Ant1







A.7 Restrict Band

Condition	Mode	Frequency (MHz)	Antenna	Spur Freq (MHz)	Power (dBm)	Gain (dBi)	Duty Factor (dB)	E (dBuV/m)	Detector	Limit (dBuV/m)	Verdict
NVNT	2.4G	2412	Ant1	2310	-48.76	2	-	48.5	Peak	74	Pass
NVNT	2.4G	2412	Ant1	2310	-58.25	2	0	39.01	Average	54	Pass
NVNT	2.4G	2412	Ant1	2389.794	-46.15	2	-	51.11	Peak	74	Pass
NVNT	2.4G	2412	Ant1	2389.911	-55.74	2	0	41.52	Average	54	Pass
NVNT	2.4G	2412	Ant1	2390	-49.89	2	-	47.37	Peak	74	Pass
NVNT	2.4G	2412	Ant1	2390	-55.92	2	0	41.34	Average	54	Pass
NVNT	2.4G	2462	Ant1	2483.5	-45.73	2	-	51.53	Peak	74	Pass
NVNT	2.4G	2462	Ant1	2483.5	-54	2	0	43.26	Average	54	Pass
NVNT	2.4G	2462	Ant1	2483.57	-37.09	2	-	60.17	Peak	74	Pass
NVNT	2.4G	2462	Ant1	2484.471	-53.01	2	0	44.25	Average	54	Pass
NVNT	2.4G	2462	Ant1	2500	-48.43	2	-	48.83	Peak	74	Pass
NVNT	2.4G	2462	Ant1	2500	-56.68	2	0	40.58	Average	54	Pass

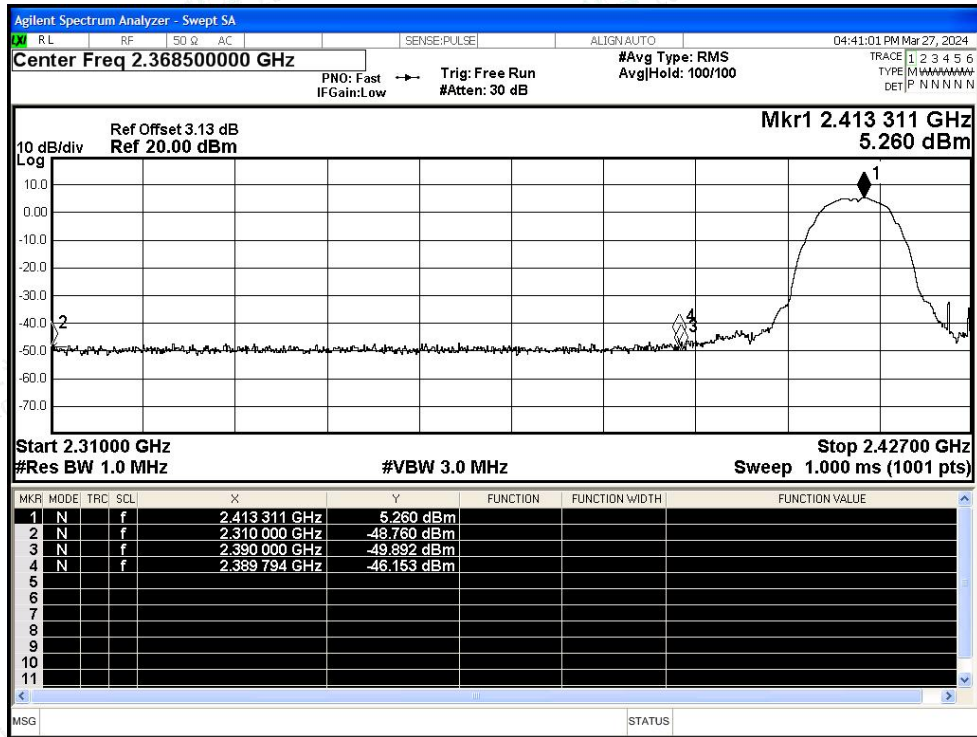


Shenzhen LCS Compliance Testing Laboratory Ltd.
 Add: 101, 201 Bldg A & 301 Bldg C, Juji Industrial Park Yabianxueziwei, Shajing Street, Baoan District, Shenzhen, 518000, China
 Tel: +(86) 0755-82591330 | E-mail: webmaster@lcs-cert.com | Web: www.lcs-cert.com
 Scan code to check authenticity

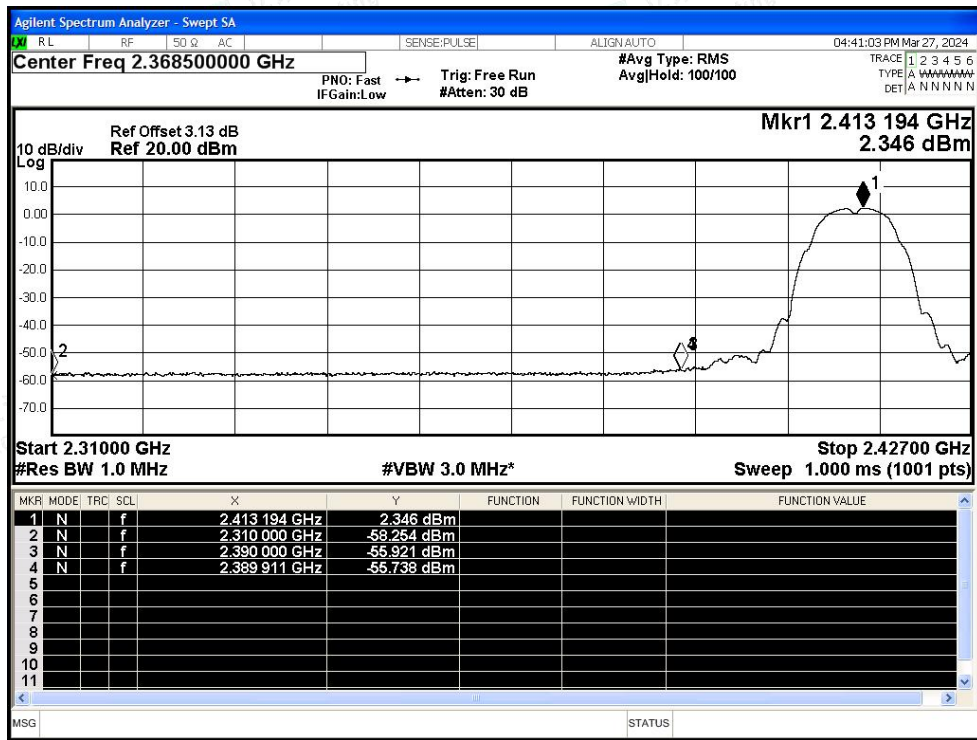


Test Graphs

Restrict Band NVNT 2.4G 2412MHz Ant1 Peak

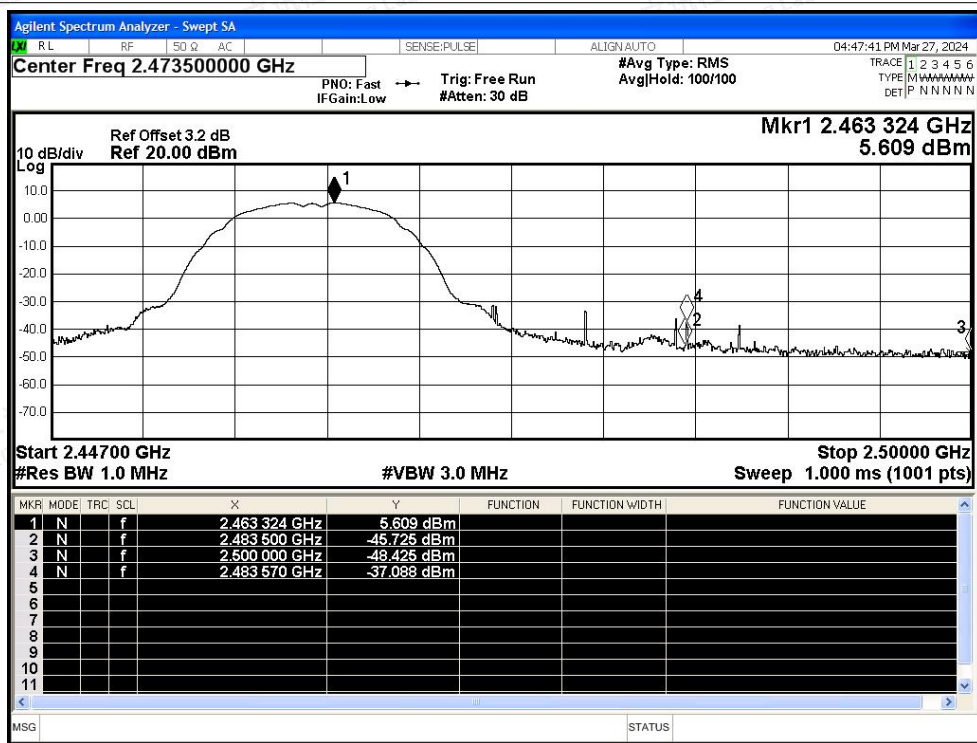


Restrict Band NVNT 2.4G 2412MHz Ant1 Average





Restrict Band NVNT 2.4G 2462MHz Ant1 Peak



Restrict Band NVNT 2.4G 2462MHz Ant1 Average

