



FCC RF Test Report

APPLICANT : Ningbo Lingzhu Technology CO., Ltd.
EQUIPMENT : Smart Battery Doorbell
: SC060-WCB2,SC060-WCB2A,
: SC060-WCB2B,SC060-WCB2C,
MODEL NAME : SC060-WCB3,SC060-WCB3A,
: SC060-WCB3B,SC060-WCB3C,
: SC060-WCB4,SC060-WCB4A,
: SC060-WCB4B,SC060-WCB4C
FCC ID : 2A789SC060
STANDARD : FCC Part 15 Subpart C §15.247
CLASSIFICATION : (DTS) Digital Transmission System
TEST DATE(S) : May 18, 2023 ~ Jul. 14, 2023

We, Sporton International Inc. (Kunshan), would like to declare that the tested sample has been evaluated in accordance with the test procedures and has been in compliance with the applicable technical standards.

The test results in this report apply exclusively to the tested model / sample. Without written approval of Sporton International Inc. (Kunshan), the test report shall not be reproduced except in full.

Jason Jia



Approved by: Jason Jia

Sporton International Inc. (Kunshan)

**No. 1098, Pengxi North Road, Kunshan Economic Development Zone Jiangsu Province 215300
People's Republic of China**



TABLE OF CONTENTS

REVISION HISTORY.....3

SUMMARY OF TEST RESULT4

1 GENERAL DESCRIPTION5

 1.1 Applicant5

 1.2 Manufacturer.....5

 1.3 Product Feature of Equipment Under Test.....5

 1.4 Product Specification of Equipment Under Test.....5

 1.5 Modification of EUT5

 1.6 Testing Location6

 1.7 Test Software.....6

 1.8 Applicable Standards.....6

2 TEST CONFIGURATION OF EQUIPMENT UNDER TEST7

 2.1 Carrier Frequency and Channel7

 2.2 Test Mode.....7

 2.3 Connection Diagram of Test System.....8

 2.4 Support Unit used in test configuration and system9

 2.5 EUT Operation Test Setup9

 2.6 Measurement Results Explanation Example.....9

3 TEST RESULT.....10

 3.1 6dB and 99% Bandwidth Measurement10

 3.2 Output Power Measurement.....11

 3.3 Power Spectral Density Measurement13

 3.4 Conducted Band Edges and Spurious Emission Measurement14

 3.5 Radiated Band Edges and Spurious Emission Measurement15

 3.6 AC Conducted Emission Measurement.....19

 3.7 Antenna Requirements.....21

4 LIST OF MEASURING EQUIPMENT22

5 MEASUREMENT UNCERTAINTY23

APPENDIX A. CONDUCTED TEST RESULTS

APPENDIX B. AC CONDUCTED EMISSION TEST RESULT

APPENDIX C. RADIATED SPURIOUS EMISSION

APPENDIX D. DUTY CYCLE PLOTS

APPENDIX E. SETUP PHOTOGRAPHS



SUMMARY OF TEST RESULT

Report Section	FCC Rule	Description	Limit	Result	Remark
3.1	15.247(a)(2)	6dB Bandwidth	≥ 0.5MHz	Pass	-
3.1	-	99% Bandwidth	-	Report Only	-
3.2	15.247(b)	Power Output Measurement	≤ 30dBm	Pass	-
3.3	15.247(e)	Power Spectral Density	≤ 8dBm/3kHz	Pass	-
3.4	15.247(d)	Conducted Band Edges	≤ 20dBc	Pass	-
		Conducted Spurious Emission		Pass	-
3.5	15.247(d)	Radiated Band Edges and Radiated Spurious Emission	15.209(a) & 15.247(d)	Pass	Under limit 4.38 dB at 4824.00 MHz
3.6	15.207	AC Conducted Emission	15.207(a)	Pass	Under limit 19.81 dB at 0.627 MHz
3.7	15.203 & 15.247(b)	Antenna Requirement	15.203 & 15.247(b)	Pass	-
Remark: Not required means after assessing, test items are not necessary to carry out.					

Conformity Assessment Condition:

- The test results (PASS/FAIL) with all measurement uncertainty excluded are presented against the regulation limits or in accordance with the requirements stipulated by the applicant/manufacturer who shall bear all the risks of non-compliance that may potentially occur if measurement uncertainty is taken into account.
- The measurement uncertainty please refer to each test result in the section "Measurement Uncertainty"

Disclaimer:

The product specifications of the EUT presented in the test report that may affect the test assessments are declared by the manufacturer who shall take full responsibility for the authenticity.



1 General Description

1.1 Applicant

Ningbo Lingzhu Technology CO., Ltd.
No.578, Building 7, No.535 Kangqiao South Road, Jiangbei District,Ningbo, Zhejiang, PRC

1.2 Manufacturer

Ningbo Lingzhu Technology CO., Ltd.
No.578, Building 7, No.535 Kangqiao South Road, Jiangbei District,Ningbo, Zhejiang, PRC

1.3 Product Feature of Equipment Under Test

Product Feature	
Equipment	Smart Battery Doorbell
Model Name	SC060-WCB2,SC060-WCB2A, SC060-WCB2B,SC060-WCB2C, SC060-WCB3,SC060-WCB3A, SC060-WCB3B,SC060-WCB3C, SC060-WCB4,SC060-WCB4A, SC060-WCB4B,SC060-WCB4C
FCC ID	2A789SC060
EUT Stage	Identical Prototype

Remark: The above EUT's information was declared by manufacturer. Please refer to the specifications or user's manual for more detailed description.

1.4 Product Specification of Equipment Under Test

Standards-related Product Specification	
Tx/Rx Channel Frequency Range	2412 MHz ~ 2462 MHz
Maximum (Peak) Output Power to antenna	802.11b : 15.31 dBm (0.0340 W) 802.11g : 22.05 dBm (0.1603 W) 802.11n HT20 : 21.22 dBm (0.1324 W)
99% Occupied Bandwidth	802.11b : 14.306MHz 802.11g : 17.103MHz 802.11n HT20 : 17.862MHz
Antenna Type / Gain	FPC Antenna type with gain 3.79 dBi
Type of Modulation	802.11b : DSSS (DBPSK / DQPSK / CCK) 802.11g/n : OFDM (BPSK / QPSK / 16QAM / 64QAM)

1.5 Modification of EUT

No modifications are made to the EUT during all test items.



1.6 Testing Location

Sporton International Inc. (Kunshan) is accredited to ISO/IEC 17025:2017 by American Association for Laboratory Accreditation with Certificate Number 5145.02.

Test Firm	Sporton International Inc. (Kunshan)		
Test Site Location	No. 1098, Pengxi North Road, Kunshan Economic Development Zone Jiangsu Province 215300 People’s Republic of China TEL : +86-512-57900158		
Test Site No.	Sporton Site No.	FCC Designation No.	FCC Test Firm Registration No.
	CO01-KS 03CH03-KS TH01-KS	CN1257	314309

1.7 Test Software

Item	Site	Manufacturer	Name	Version
1.	03CH03-KS	AUDIX	E3	6.2009-8-24al
2.	CO01-KS	AUDIX	E3	6.2009-8-24

1.8 Applicable Standards

According to the specifications of the manufacturer, the EUT must comply with the requirements of the following standards:

- 47 CFR Part 15 Subpart C §15.247
- FCC KDB 558074 D01 15.247 Meas Guidance v05r02
- ANSI C63.10-2013

Remark:

1. All test items were verified and recorded according to the standards and without any deviation during the test.
2. This EUT has also been tested and complied with the requirements of FCC Part 15, Subpart B, recorded in a separate test report.



2 Test Configuration of Equipment Under Test

- a. The EUT has been associated with peripherals and configuration operated in a manner tended to maximize its emission characteristics in a typical application. Frequency range investigated: conduction emission (150 kHz to 30 MHz), radiation emission (9 kHz to the 10th harmonic of the highest fundamental frequency or to 40 GHz, whichever is lower). For radiated measurement, pre-scanned in three orthogonal panels, X, Y, Z. The worst cases (Y plane) were recorded in this report.
- b. AC power line Conducted Emission was tested under maximum output power.

2.1 Carrier Frequency and Channel

Frequency Band	Channel	Freq. (MHz)	Channel	Freq. (MHz)
2400-2483.5 MHz	1	2412	7	2442
	2	2417	8	2447
	3	2422	9	2452
	4	2427	10	2457
	5	2432	11	2462
	6	2437		

2.2 Test Mode

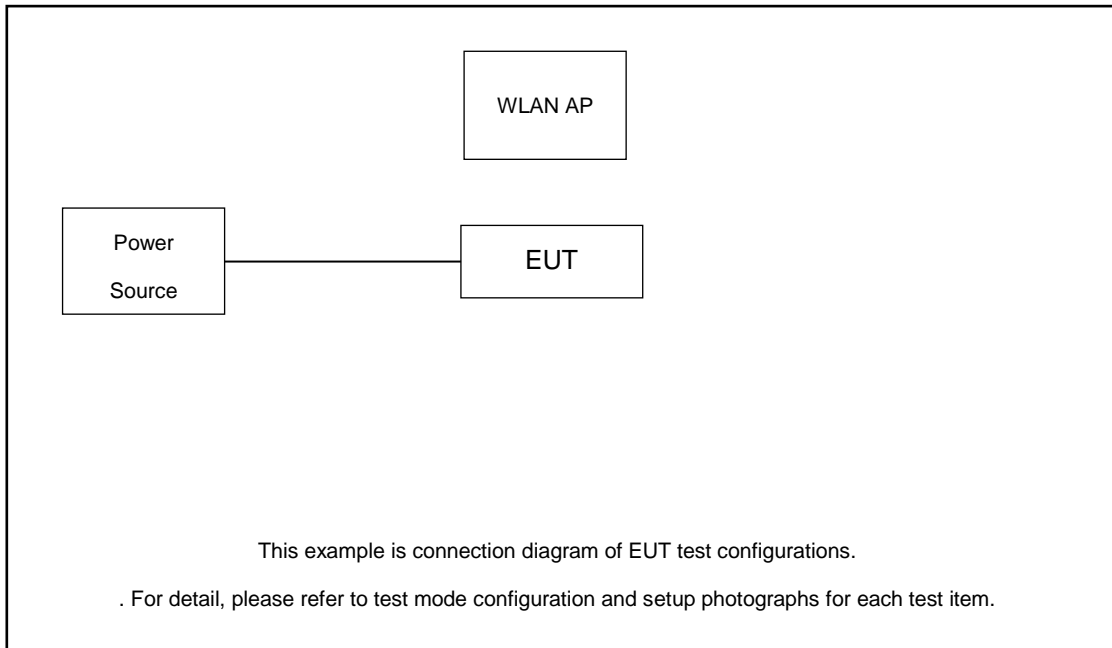
Final test modes are considering the modulation and worse data rates as below table.

Modulation	Data Rate
802.11b	1 Mbps
802.11g	6 Mbps
802.11n HT20	MCS0

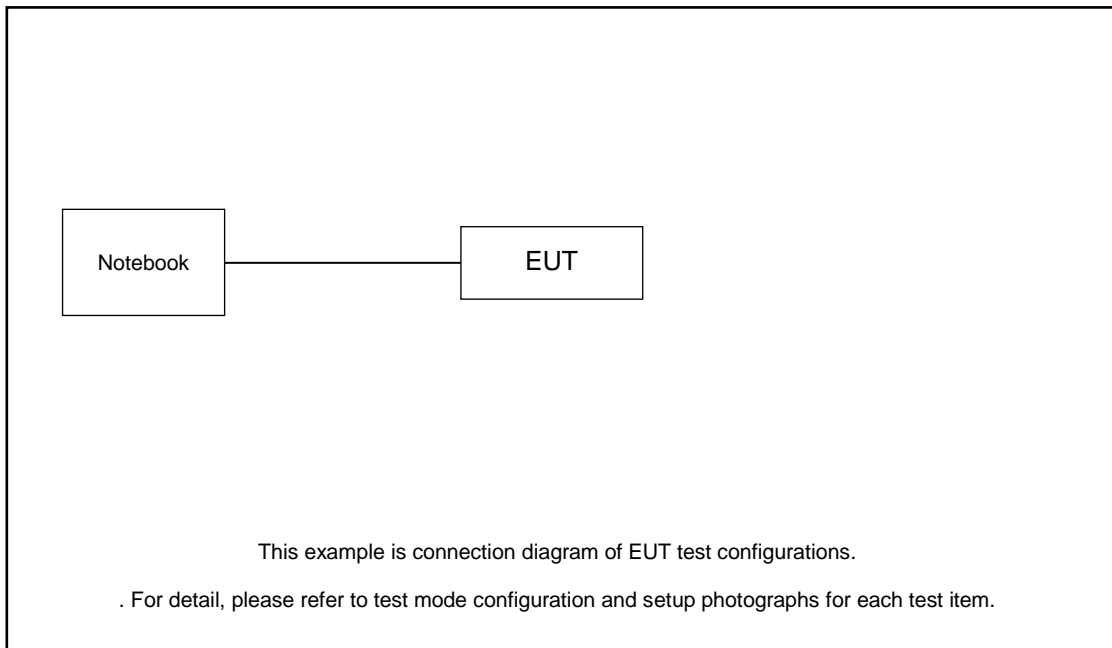
Test Cases	
AC Conducted Emission	Mode 1 :WLAN Link(2.4G) + USB Cable (Charging From Adaptor)
Remark: For Radiated Test Cases, The tests were performance with Notebook and USB Cable	

2.3 Connection Diagram of Test System

AC Conducted Emission:



Radiated Emission:



2.4 Support Unit used in test configuration and system

Item	Equipment	Trade Name	Model Name	FCC ID	Data Cable	Power Cord
1.	Notebook	Lenovo	G480	QDS-BRCM1050I	N/A	shielded cable DC O/P 1.8m , Unshielded AC I/P cable 1.8m
2.	WLAN AP	D-link	DIR-655	KA21R655B1	N/A	Unshielded,1.8m
3.	SD Card	Kingston	8GB	N/A	N/A	N/A
4.	Adapter	N/A	N/A	N/A	N/A	N/A

2.5 EUT Operation Test Setup

For WLAN RF test items, an engineering test program was provided and enabled to make EUT continuous transmit.

For AC power line conducted emissions, the EUT was set to connect with the WLAN AP under large package sizes transmission.

2.6 Measurement Results Explanation Example

For all conducted test items:

The offset level is set in the spectrum analyzer to compensate the RF cable loss and attenuator factor between EUT conducted output port and spectrum analyzer. With the offset compensation, the spectrum analyzer reading level is exactly the EUT RF output level.

Example:

The spectrum analyzer offset is derived from RF cable loss and attenuator factor.

Offset = RF cable loss + attenuator factor.

Following shows an offset computation example with cable loss 2.45 dB and 10dB attenuator.

$$\begin{aligned} \text{Offset}(dB) &= \text{RF cable loss}(dB) + \text{attenuator factor}(dB). \\ &= 2.45 + 10 = 12.45 \text{ (dB)} \end{aligned}$$

3 Test Result

3.1 6dB and 99% Bandwidth Measurement

3.1.1 Limit of 6dB and 99% Bandwidth

The minimum 6 dB bandwidth shall be at least 500 kHz.

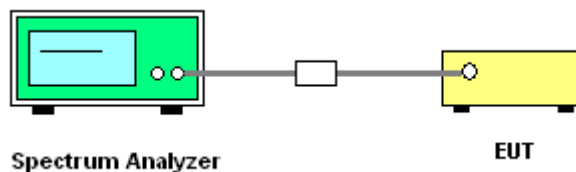
3.1.2 Measuring Instruments

The measuring equipment is listed in the section 4 of this test report.

3.1.3 Test Procedures

1. The testing follows ANSI C63.10-2013 clause 11.8
2. The RF output of EUT was connected to the spectrum analyzer by RF cable and attenuator. The path loss was compensated to the results for each measurement.
3. Set to the maximum power setting and enable the EUT transmit continuously.
4. Make the measurement with the spectrum analyzer's resolution bandwidth (RBW) = 100 kHz. Set the Video bandwidth (VBW) = 300 kHz. In order to make an accurate measurement. The 6 dB bandwidth must be greater than 500 kHz.
5. For 99% Bandwidth Measurement, the spectrum analyzer's resolution bandwidth (RBW) = 1%~5% of OBW and set the Video bandwidth (VBW) = 3MHz.
6. Measure and record the results in the test report.

3.1.4 Test Setup



3.1.5 Test Result of 6dB and 99% Occupied Bandwidth

Please refer to Appendix A.

3.2 Output Power Measurement

3.2.1 Limit of Output Power

For systems using digital modulation in the 2400-2483.5MHz, the limit for peak output power is 30dBm. If transmitting antenna with directional gain greater than 6dBi is used, the peak output power from the intentional radiator shall be reduced below the above stated value by the amount in dB that the directional gain of the antenna exceeds 6 dBi. In case of point-to-point operation, the limit has to be reduced by 1dB for every 3dB that the directional gain of the antenna exceeds 6dBi.

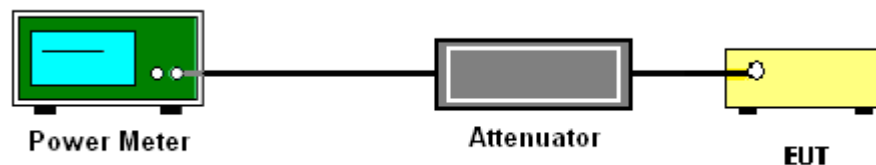
3.2.2 Measuring Instruments

The measuring equipment is listed in the section 4 of this test report.

3.2.3 Test Procedures

1. The testing follows the Measurement Procedure of ANSI C63.10-2013 clause 11.9.1.3 PKPM1 Peak power meter or ANSI C63.10-2013 clause 11.9.2.3.1 Method AVGPM method.
2. The RF output of EUT was connected to the power meter by RF cable and attenuator. The path loss was compensated to the results for each measurement.
3. Set to the maximum power setting and enable the EUT transmit continuously.
4. Measure the conducted output power and record the results in the test report.

3.2.4 Test Setup





3.2.5 Test Result of Peak Output Power

2.4GHz Band Single Antenna										
Mod.	Data Rate	NTX	CH.	Freq. (MHz)	Peak Conducted Power (dBm)	Conducted Power Limit (dBm)	DG (dBi)	EIRP Power (dBm)	EIRP Power Limit (dBm)	Pass /Fail
					Ant1	Ant1	Ant1	Ant1	Ant1	
11b	1Mbps	1	1	2412	15.17	30.00	3.79	18.96	36.00	Pass
11b	1Mbps	1	6	2437	15.31	30.00	3.79	19.10	36.00	Pass
11b	1Mbps	1	11	2462	14.82	30.00	3.79	18.61	36.00	Pass
11g	6Mbps	1	1	2412	21.93	30.00	3.79	25.72	36.00	Pass
11g	6Mbps	1	6	2437	22.05	30.00	3.79	25.84	36.00	Pass
11g	6Mbps	1	11	2462	21.97	30.00	3.79	25.76	36.00	Pass
HT20	MCS0	1	1	2412	21.06	30.00	3.79	24.85	36.00	Pass
HT20	MCS0	1	6	2437	21.22	30.00	3.79	25.01	36.00	Pass
HT20	MCS0	1	11	2462	21.05	30.00	3.79	24.84	36.00	Pass

3.2.6 Test Result of Average Output Power (Reporting Only)

2.4GHz Band Single Antenna											
Mod.	Data Rate	NTX	CH.	Freq. (MHz)	Duty Factor (dB)	Average Conducted Power with duty factor (dBm)	Conducted Power Limit (dBm)	DG (dBi)	EIRP Power (dBm)	EIRP Power Limit (dBm)	Pass /Fail
					Ant 1	Ant1	Ant1	Ant1	Ant1	Ant1	
11b	1Mbps	1	1	2412	0.04	13.13	30.00	3.79	16.92	36.00	Pass
11b	1Mbps	1	6	2437	0.04	13.08	30.00	3.79	16.87	36.00	Pass
11b	1Mbps	1	11	2462	0.04	12.96	30.00	3.79	16.75	36.00	Pass
11g	6Mbps	1	1	2412	0.26	12.12	30.00	3.79	15.91	36.00	Pass
11g	6Mbps	1	6	2437	0.26	12.29	30.00	3.79	16.08	36.00	Pass
11g	6Mbps	1	11	2462	0.26	12.03	30.00	3.79	15.82	36.00	Pass
HT20	MCS0	1	1	2412	0.52	11.09	30.00	3.79	14.88	36.00	Pass
HT20	MCS0	1	6	2437	0.52	11.23	30.00	3.79	15.02	36.00	Pass
HT20	MCS0	1	11	2462	0.52	11.03	30.00	3.79	14.82	36.00	Pass

3.3 Power Spectral Density Measurement

3.3.1 Limit of Power Spectral Density

The peak power spectral density shall not be greater than 8dBm in any 3kHz band at any time interval of continuous transmission.

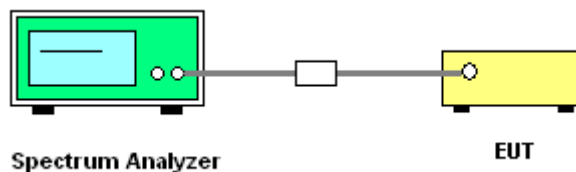
3.3.2 Measuring Instruments

The measuring equipment is listed in the section 4 of this test report.

3.3.3 Test Procedures

1. The testing follows Measurement Procedure of ANSI C63.10-2013 clause 11.10.2 Method PKPSD.
2. The RF output of EUT was connected to the spectrum analyzer by RF cable and attenuator. The path loss was compensated to the results for each measurement.
3. Set to the maximum power setting and enable the EUT transmit continuously.
4. Make the measurement with the spectrum analyzer's resolution bandwidth (RBW) = 3 kHz. Video bandwidth VBW = 10 kHz In order to make an accurate measurement, set the span to 1.5 times DTS Channel Bandwidth. (6dB BW)
5. Detector = peak, Sweep time = auto couple, Trace mode = max hold, Allow trace to fully stabilize. Use the peak marker function to determine the maximum power level.
6. Measure and record the results in the test report.

3.3.4 Test Setup



3.3.5 Test Result of Power Spectral Density

Please refer to Appendix A.

3.4 Conducted Band Edges and Spurious Emission Measurement

3.4.1 Limit of Conducted Band Edges and Spurious Emission Measurement

In any 100 kHz bandwidth outside of the authorized frequency band, the emissions which fall in the non-restricted bands shall be attenuated at least 20 dB / 30dB relative to the maximum PSD level in 100 kHz by RF conducted measurement.

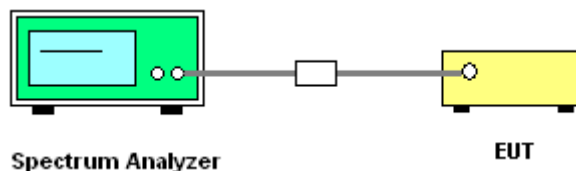
3.4.2 Measuring Instruments

The measuring equipment is listed in the section 4 of this test report.

3.4.3 Test Procedures

1. The testing follows ANSI C63.10-2013 clause 11.11
2. The RF output of EUT was connected to the spectrum analyzer by RF cable and attenuator. The path loss was compensated to the results for each measurement.
3. Set to the maximum power setting and enable the EUT transmit continuously.
4. Set RBW = 100 kHz, VBW=300 kHz, Peak Detector. Unwanted Emissions measured in any 100 kHz bandwidth outside of the authorized frequency band shall be attenuated by at least 20 dB relative to the maximum in-band peak PSD level in 100 kHz when maximum peak conducted output power procedure is used. If the transmitter complies with the conducted power limits based on the use of RMS averaging over a time interval, the attenuation required under this paragraph shall be 30 dB instead of 20 dB per 15.247(d).
5. Measure and record the results in the test report.
6. The RF fundamental frequency should be excluded against the limit line in the operating frequency band.

3.4.4 Test Setup



3.4.5 Test Result of Conducted Band Edges and Spurious Emission

Please refer to Appendix A.



3.5 Radiated Band Edges and Spurious Emission Measurement

3.5.1 Limit of Radiated band edge and Spurious Emission Measurement

In any 100 kHz bandwidth outside the intentional radiator frequency band, all harmonics/spurious must be at least 20 dB below the highest emission level within the authorized band. If the output power of this device was measured by spectrum analyzer, the attenuation under this paragraph shall be 30 dB instead of 20 dB. In addition, radiated emissions which fall in the restricted bands must also comply with the limits as below.

Frequency (MHz)	Field Strength (microvolts/meter)	Measurement Distance (meters)
0.009 – 0.490	2400/F(kHz)	300
0.490 – 1.705	24000/F(kHz)	30
1.705 – 30.0	30	30
30 – 88	100	3
88 – 216	150	3
216 - 960	200	3
Above 960	500	3

3.5.2 Measuring Instruments

The measuring equipment is listed in the section 4 of this test report.

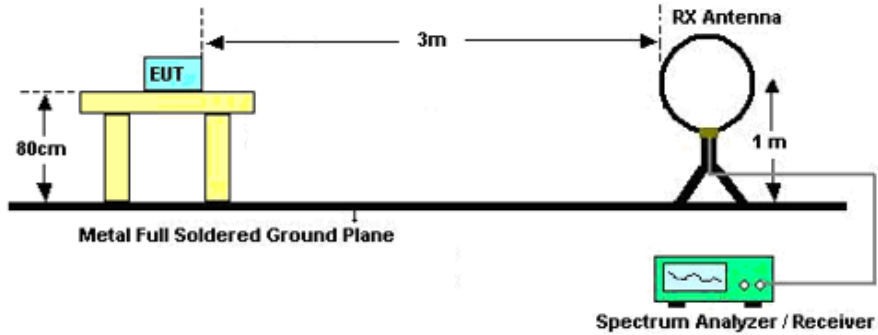


3.5.3 Test Procedures

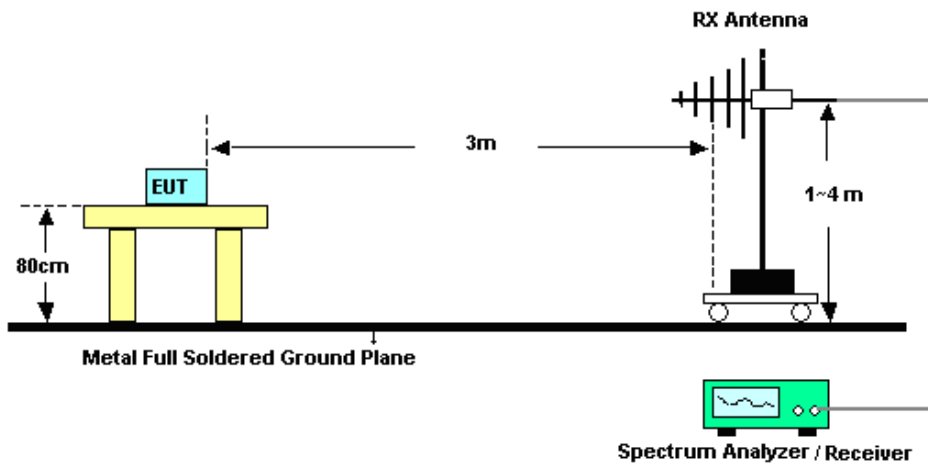
1. The testing follows ANSI C63.10-2013 clause 11.11 & 11.12
2. The EUT was arranged to its worst case and then tune the antenna tower (from 1 m to 4 m) and turntable (from 0 degree to 360 degrees) to find the maximum reading. A pre-amp and a high pass filter are used for the test in order to get better signal level.
3. The EUT was placed on a turntable with 0.8 meter for frequency below 1GHz and 1.5 meter for frequency above 1GHz respectively above ground.
4. The EUT was set 3 meters from the interference receiving antenna, which was mounted on the top of a variable height antenna tower.
5. Corrected Reading: Antenna Factor + Cable Loss + Read Level - Preamp Factor = Level
6. For testing below 1GHz, if the emission level of the EUT in peak mode was 3 dB lower than the limit specified, then peak values of EUT will be reported, otherwise, the emissions will be repeated one by one using the CISPR quasi-peak method and reported.
7. For testing above 1GHz, the emission level of the EUT in peak mode was 20dB lower than peak limit (that means the emission level in average mode also complies with the limit in average mode), then peak values of EUT will be reported, otherwise, the emissions will be measured in average mode again and reported.
8. Use the following spectrum analyzer settings:
 - (1) Span shall wide enough to fully capture the emission being measured;
 - (2) Set RBW=100 kHz for $f < 1$ GHz; VBW \geq RBW; Sweep = auto; Detector function = peak; Trace = max hold;
 - (3) Set RBW = 1 MHz, VBW= 3MHz for $f \geq 1$ GHz for peak measurement.
For average measurement:
 - VBW = 10 Hz, when duty cycle is no less than 98 percent.
 - VBW $\geq 1/T$, when duty cycle is less than 98 percent where T is the minimum transmission duration over which the transmitter is on and is transmitting at its maximum power control level for the tested mode of operation.

3.5.4 Test Setup

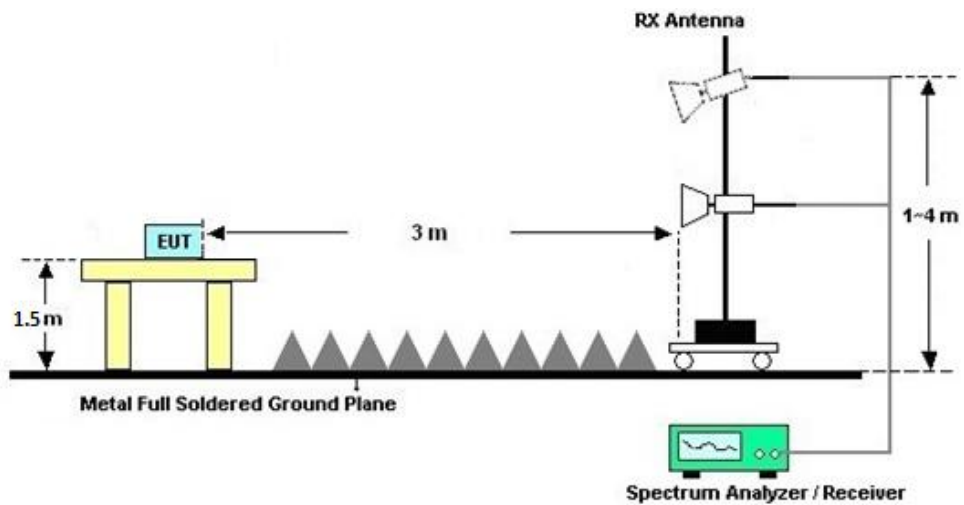
For radiated emissions below 30MHz



For radiated emissions from 30MHz to 1GHz



For radiated emissions above 1GHz





3.5.5 Test Results of Radiated Spurious Emissions (9kHz ~ 30MHz)

The low frequency, which started from 9 kHz to 30MHz, was pre-scanned and the result which was 20dB lower than the limit line was not reported.

There is a comparison data of both open-field test site and semi-Anechoic chamber, and the result came out very similar.

3.5.6 Test Result of Radiated Spurious at Band Edges

Please refer to Appendix C

3.5.7 Duty Cycle

Please refer to Appendix D.

3.5.8 Test Result of Radiated Spurious Emission (30MHz ~ 10th Harmonic or 40GHz, whichever is lower)

Please refer to Appendix C.



3.6 AC Conducted Emission Measurement

3.6.1 Limit of AC Conducted Emission

For equipment that is designed to be connected to the public utility (AC) power line, the radio frequency voltage that is conducted back onto the AC power line on any frequency or frequencies within the band 150 kHz to 30 MHz shall not exceed the limits in the following table.

Frequency of Emission (MHz)	Conducted Limit (dBµV)	
	Quasi-Peak	Average
0.15-0.5	66 to 56*	56 to 46*
0.5-5	56	46
5-30	60	50

*Decreases with the logarithm of the frequency.

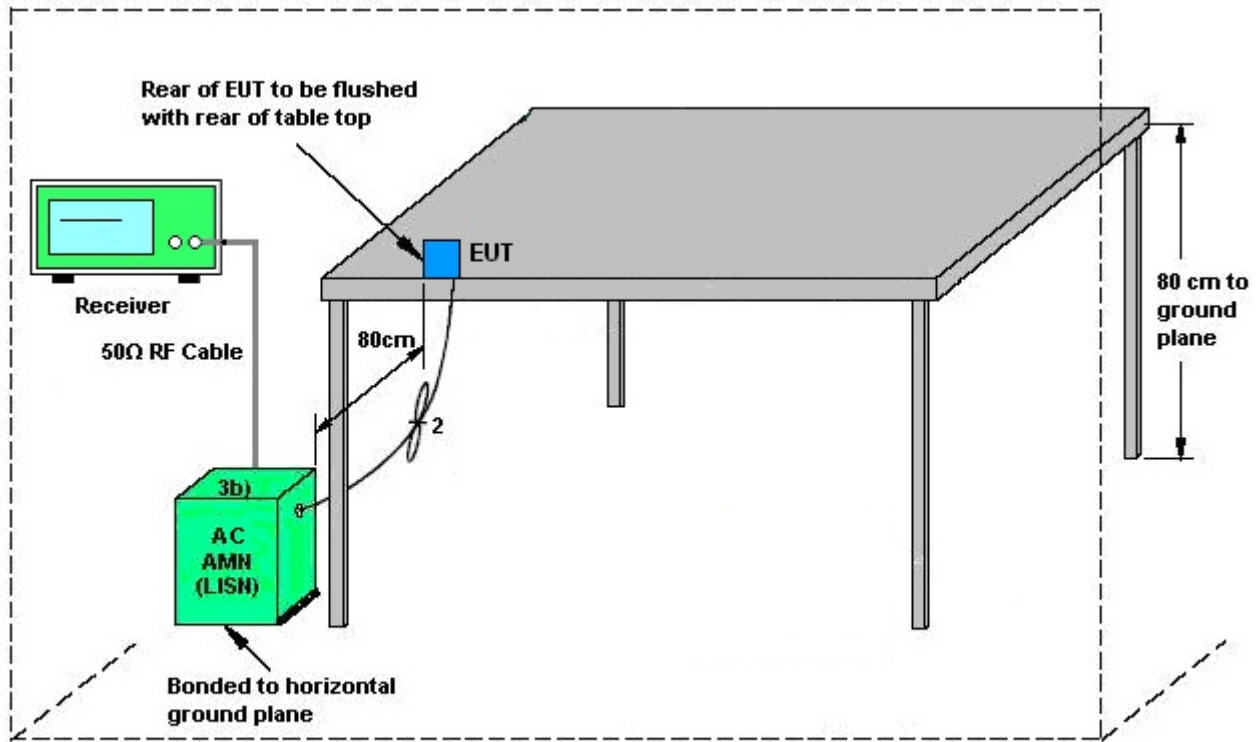
3.6.2 Measuring Instruments

The measuring equipment is listed in the section 4 of this test report.

3.6.3 Test Procedures

1. The EUT was placed 0.4 meter from the conducting wall of the shielding room, and it was kept at least 80 centimeters from any other grounded conducting surface.
2. Connect EUT to the power mains through a line impedance stabilization network (LISN).
3. All the support units are connecting to the other LISN.
4. The LISN provides 50 ohm coupling impedance for the measuring instrument.
5. The FCC states that a 50 ohm, 50 microhenry LISN should be used.
6. Both sides of AC line were checked for maximum conducted interference.
7. The frequency range from 150 kHz to 30 MHz was searched.
8. Set the test-receiver system to Peak Detect Function and specified bandwidth (IF bandwidth = 9kHz) with Maximum Hold Mode.

3.6.4 Test Setup



AMN = Artificial mains network (LISH)
AE = Associated equipment
EUT = Equipment under test
ISN = Impedance stabilization network

3.6.5 Test Result of AC Conducted Emission

Please refer to Appendix B.



3.7 Antenna Requirements

3.7.1 Standard Applicable

If directional gain of transmitting Antennas is greater than 6dBi, the power shall be reduced by the same level in dB comparing to gain minus 6dBi. The use of a permanently attached Antenna or of an Antenna that uses a unique coupling to the intentional radiator shall be considered sufficient to comply with the rule.

3.7.2 Antenna Anti-Replacement Construction

An embedded-in antenna design is used.

3.7.3 Antenna Gain

The antenna peak gain of EUT is less than 6 dBi. Therefore, it is not necessary to reduce maximum peak output power limit.



4 List of Measuring Equipment

Instrument	Manufacturer	Model No.	Serial No.	Characteristics	Calibration Date	Test Date	Due Date	Remark
Spectrum Analyzer	R&S	FSV40	101040	10Hz~40GHz	Oct. 12, 2022	Jun. 01, 2023	Oct. 11, 2023	Conducted (TH01-KS)
Pulse Power Sensor	Anritsu	MA2411B	0917070	300MHz~40GHz	Jan. 05, 2023	Jun. 01, 2023	Jan. 04, 2024	Conducted (TH01-KS)
Power Meter	Anritsu	ML2495A	1005002	50MHz Bandwidth	Jan. 05, 2023	Jun. 01, 2023	Jan. 04, 2024	Conducted (TH01-KS)
Pulse Power Sensor	Anritsu	MA2411B	1339163	300MHz~40GHz	Oct. 12, 2022	Jun. 01, 2023	Oct. 11, 2023	Conducted (TH01-KS)
EMI Receiver	R&S	ESC17	100768	9kHz~7GHz;	May 16, 2023	Jun. 05, 2023	May 15, 2024	Conduction (CO01-KS)
AC LISN (for auxiliary equipment)	MessTec	AN3016	060103	9kHz~30MHz	Oct. 13, 2022	Jun. 05, 2023	Oct. 12, 2023	Conduction (CO01-KS)
AC LISN	MessTec	AN3016	060105	9kHz~30MHz	May 16, 2023	Jun. 05, 2023	May 15, 2024	Conduction (CO01-KS)
AC Power Source	Chroma	61602	ABP00000811	AC 0V~300V, 45Hz~1000Hz	Oct. 12, 2022	Jun. 05, 2023	Oct. 11, 2023	Conduction (CO01-KS)
EMI Test Receiver	Keysight	N9038A	MY56400004	3Hz~8.5GHz;Max 30dBm	Oct. 13, 2022	May 18, 2023~Jul. 14, 2023	Oct. 12, 2023	Radiation (03CH03-KS)
EXA Spectrum Analyzer	Keysight	N9010A	MY55150244	10Hz~44GHz	May 15, 2023	May 18, 2023~Jul. 14, 2023	May 14, 2024	Radiation (03CH03-KS)
Loop Antenna	R&S	HFH2-Z2	100321	9kHz~30MHz	Oct. 16, 2022	May 18, 2023~Jul. 14, 2023	Oct. 15, 2023	Radiation (03CH03-KS)
Bilog Antenna	TeseQ	CBL6112D	23182	30MHz~1GHz	Dec. 23, 2022	May 18, 2023~Jul. 14, 2023	Dec. 22, 2023	Radiation (03CH03-KS)
Double Ridge Horn Antenna	ETS-Lindgren	3117	75957	1GHz~18GHz	Nov. 15, 2022	May 18, 2023~Jul. 14, 2023	Nov. 14, 2023	Radiation (03CH03-KS)
SHF-EHF Horn	com-power	AH-840	101116	18GHz~40GHz	Oct. 17, 2022	May 18, 2023~Jul. 14, 2023	Oct. 16, 2023	Radiation (03CH03-KS)
Amplifier	SONOMA	310N	413740	30MHz~1000MHz	Jan. 05, 2023	May 18, 2023~Jul. 14, 2023	Jan. 04, 2024	Radiation (03CH03-KS)
Amplifier	EM	EM18G40GA	060851	18~40GHz	Jan. 05, 2023	May 18, 2023~Jul. 14, 2023	Jan. 04, 2024	Radiation (03CH03-KS)
high gain Amplifier	MITEQ	AMF-7D-00101800-30-10P	2082394	1Ghz-18Ghz	Jan. 05, 2023	May 18, 2023~Jul. 14, 2023	Jan. 04, 2024	Radiation (03CH03-KS)
Amplifier	Keysight	83017A	MY53270319	1GHz~26.5GHz	Oct. 12, 2022	May 18, 2023~Jul. 14, 2023	Oct. 11, 2023	Radiation (03CH03-KS)
AC Power Source	Chroma	61601	F104090004	N/A	NCR	May 18, 2023~Jul. 14, 2023	NCR	Radiation (03CH03-KS)
Turn Table	ChamPro	EM 1000-T	060762-T	0~360 degree	NCR	May 18, 2023~Jul. 14, 2023	NCR	Radiation (03CH03-KS)
Antenna Mast	ChamPro	EM 1000-A	060762-A	1 m~4 m	NCR	May 18, 2023~Jul. 14, 2023	NCR	Radiation (03CH03-KS)

NCR: No Calibration Required



5 Measurement Uncertainty

The measurement uncertainties shown below were calculated in accordance with the requirements of ANSI 63.10-2013. All the measurement uncertainty value were shown with a coverage K=2 to indicate 95% level of confidence. The measurement data show herein meets or exceeds the CISPR measurement uncertainty values specified in CISPR 16-4-2 and can be compared directly to specified limit to determine compliance.

Uncertainty of Conducted Measurement

Test Item	Uncertainty
Conducted Power	±0.46 dB
Conducted Emissions	±2.26 dB
Occupied Channel Bandwidth	±0.001 %
Conducted Power Spectral Density	±0.88 dB

Uncertainty of Conducted Emission Measurement (150kHz ~ 30MHz)

Measuring Uncertainty for a Level of Confidence of 95% (U = 2Uc(y))	2.94 dB
---	---------

Uncertainty of Radiated Emission Measurement (30 MHz ~ 1000 MHz)

Measuring Uncertainty for a Level of Confidence of 95% (U = 2Uc(y))	4.0 dB
---	--------

Uncertainty of Radiated Emission Measurement (1000 MHz ~ 18000 MHz)

Measuring Uncertainty for a Level of Confidence of 95% (U = 2Uc(y))	5.0 dB
---	--------

Uncertainty of Radiated Emission Measurement (18000 MHz ~ 40000 MHz)

Measuring Uncertainty for a Level of Confidence of 95% (U = 2Uc(y))	5.0 dB
---	--------

----- THE END -----



Appendix A. Conducted Test Results



Ambient Condition: <u>25</u> °C, <u>45</u> %RH	
According Standard: ■Part15C	
Test Date: <u>2023.6.1</u>	Test Engineer: <u>Jiang Jun</u>

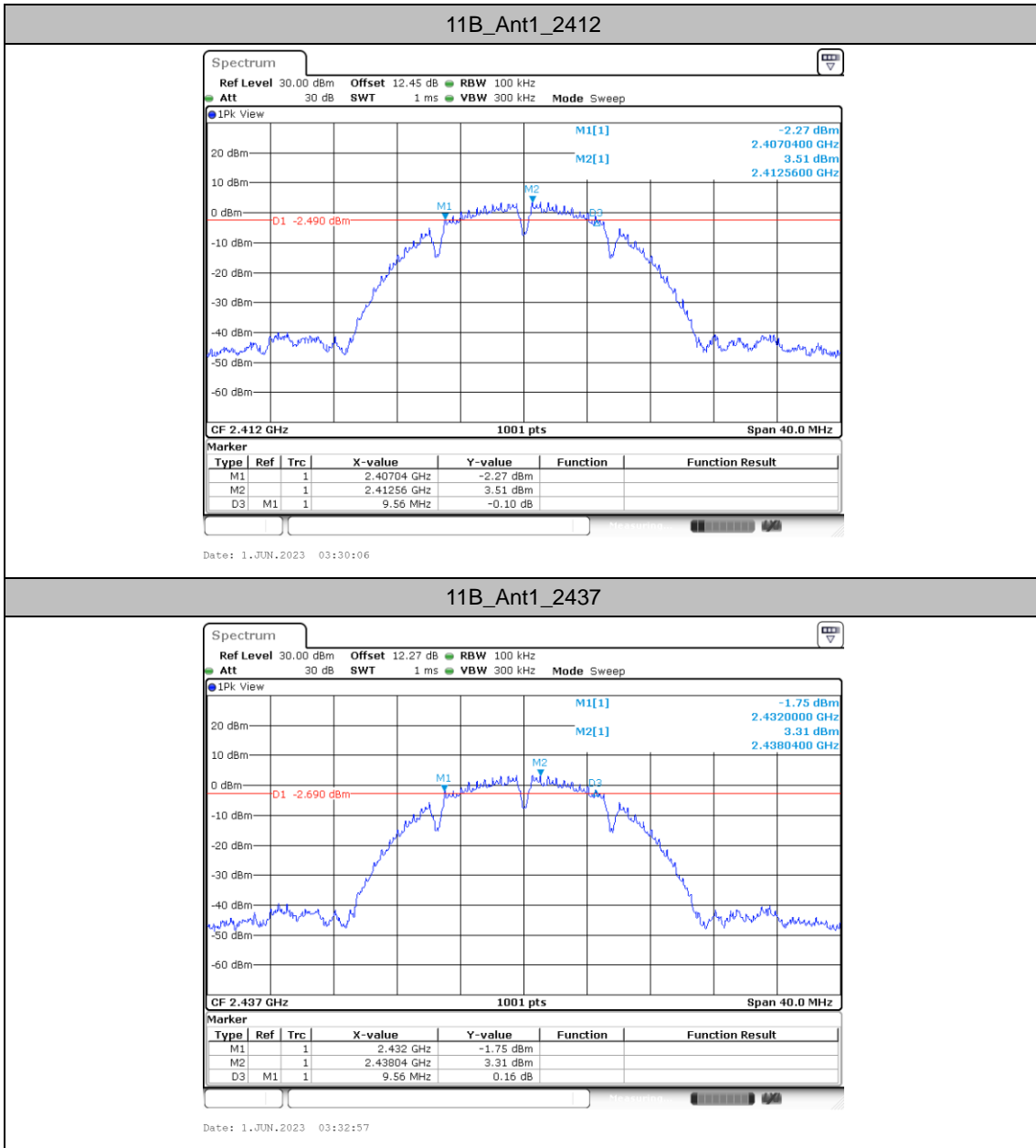
DTS Bandwidth

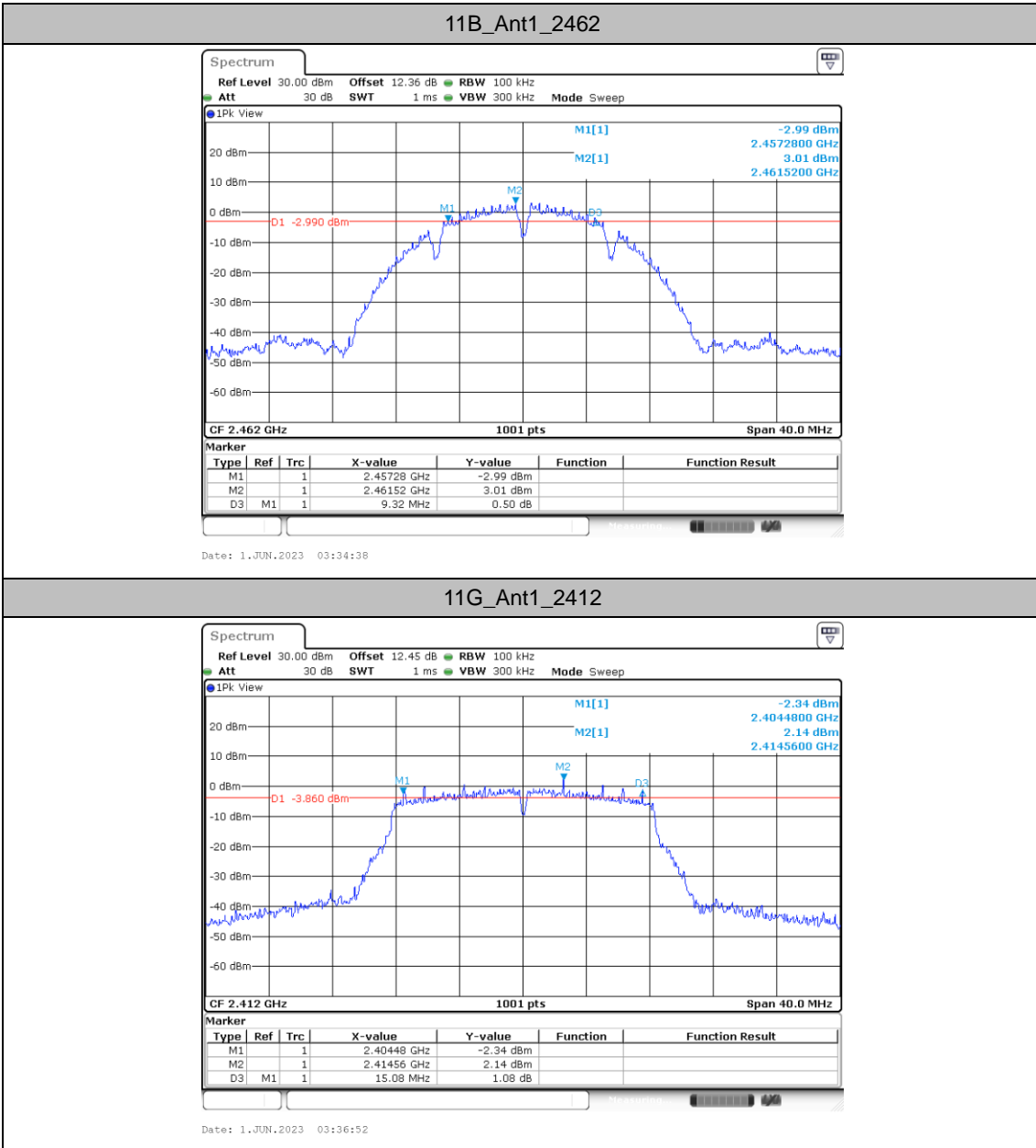
Test Result

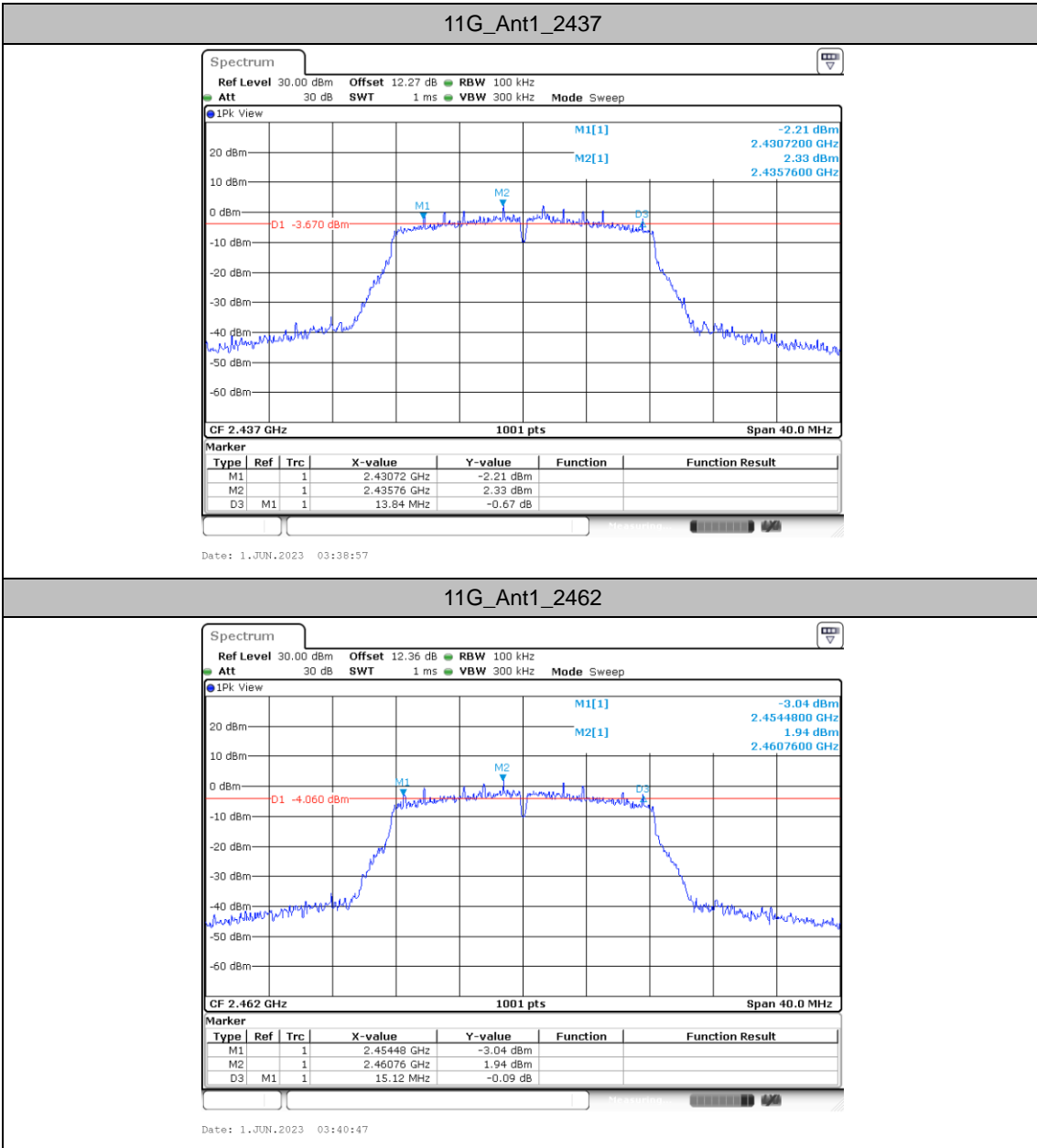
TestMode	Antenna	Freq(MHz)	DTS BW [MHz]	FL[MHz]	FH[MHz]	Limit[MHz]	Verdict
11B	Ant1	2412	9.56	2407.04	2416.60	0.5	PASS
		2437	9.56	2432.00	2441.56	0.5	PASS
		2462	9.32	2457.28	2466.60	0.5	PASS
11G	Ant1	2412	15.08	2404.48	2419.56	0.5	PASS
		2437	13.84	2430.72	2444.56	0.5	PASS
		2462	15.12	2454.48	2469.60	0.5	PASS
11N20SISO	Ant1	2412	15.12	2404.48	2419.60	0.5	PASS
		2437	15.00	2429.52	2444.52	0.5	PASS
		2462	15.12	2454.48	2469.60	0.5	PASS

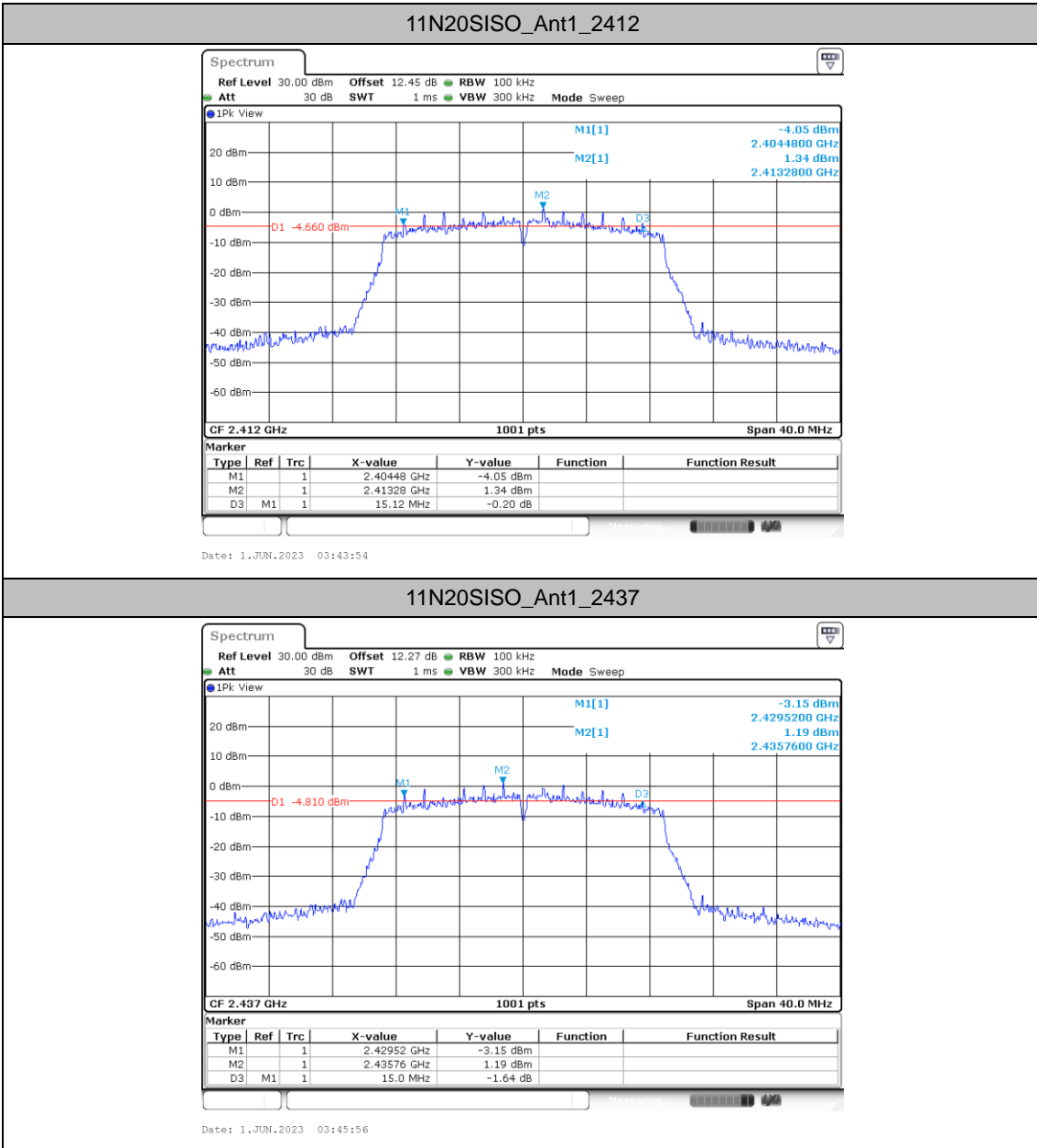


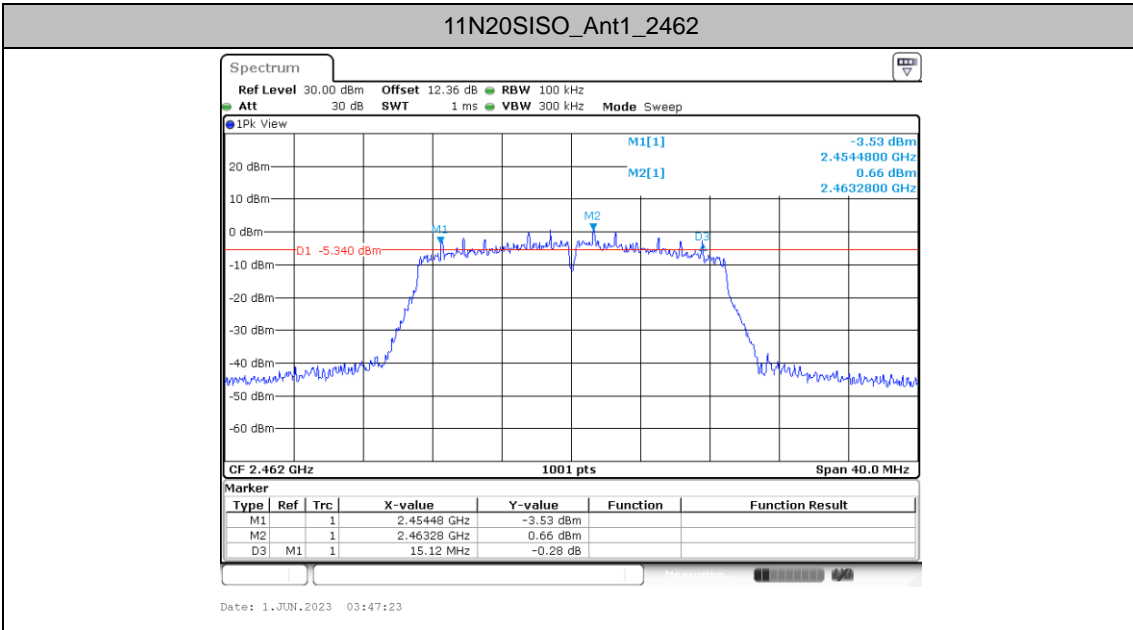
Test Graphs













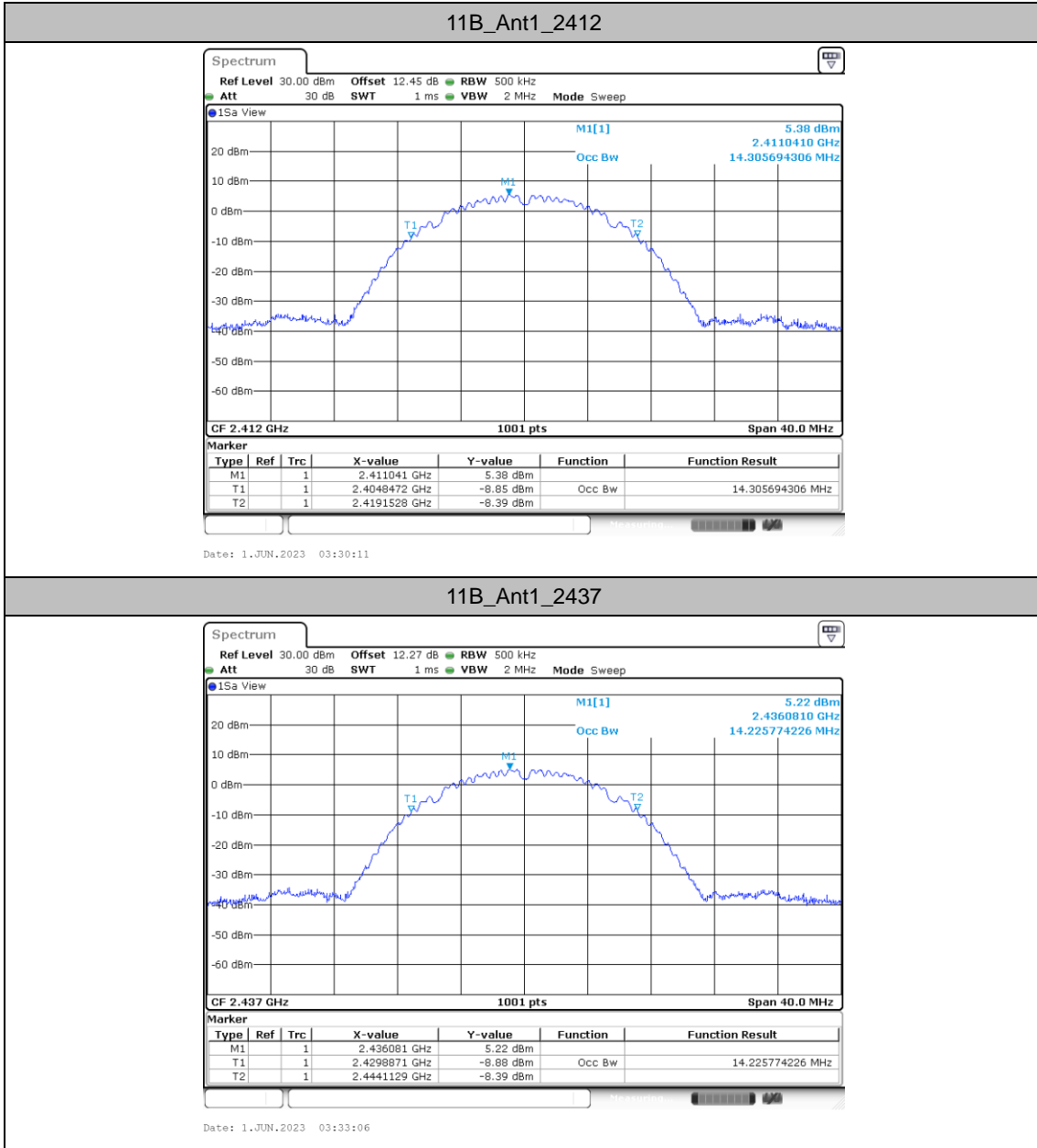
Occupied Channel Bandwidth

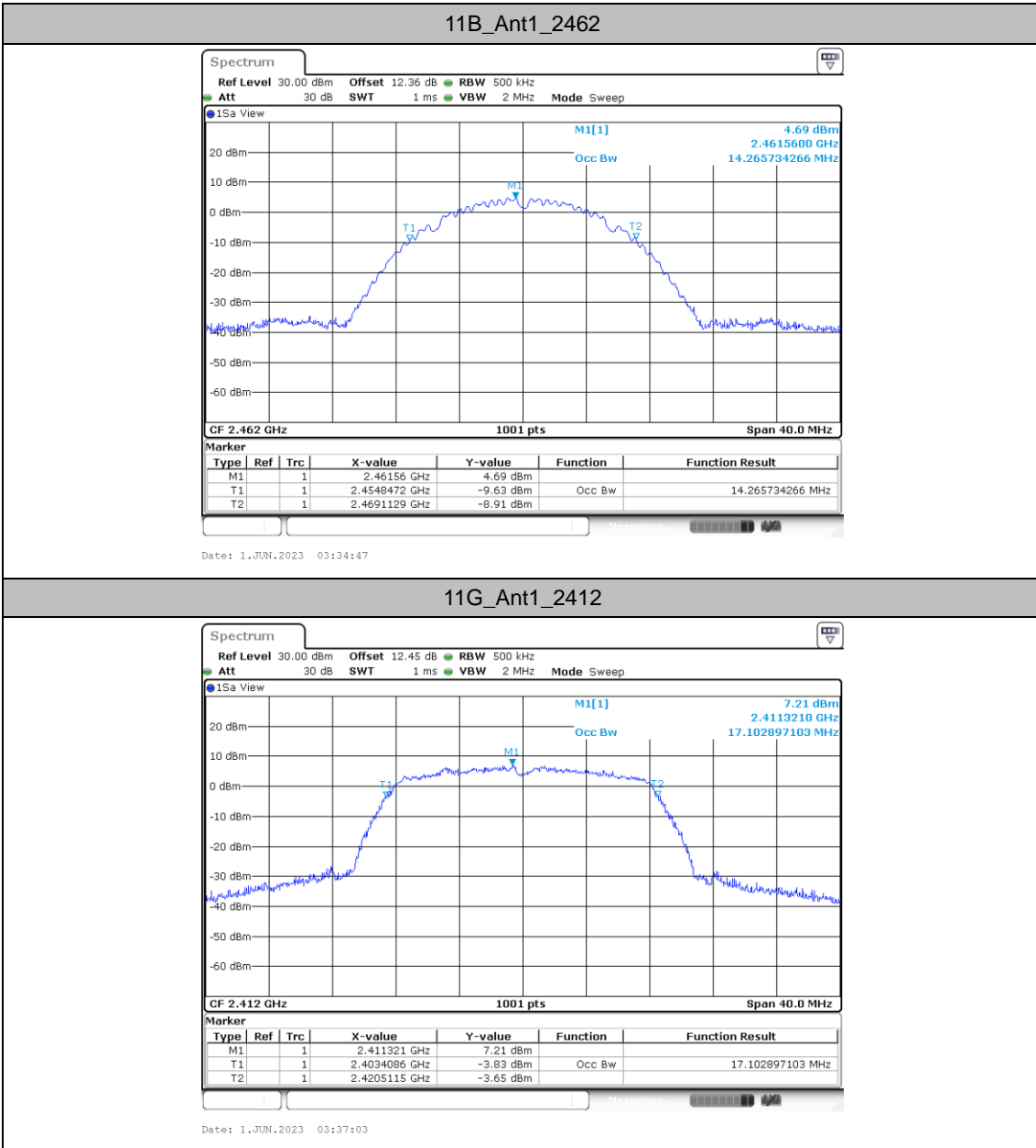
Test Result

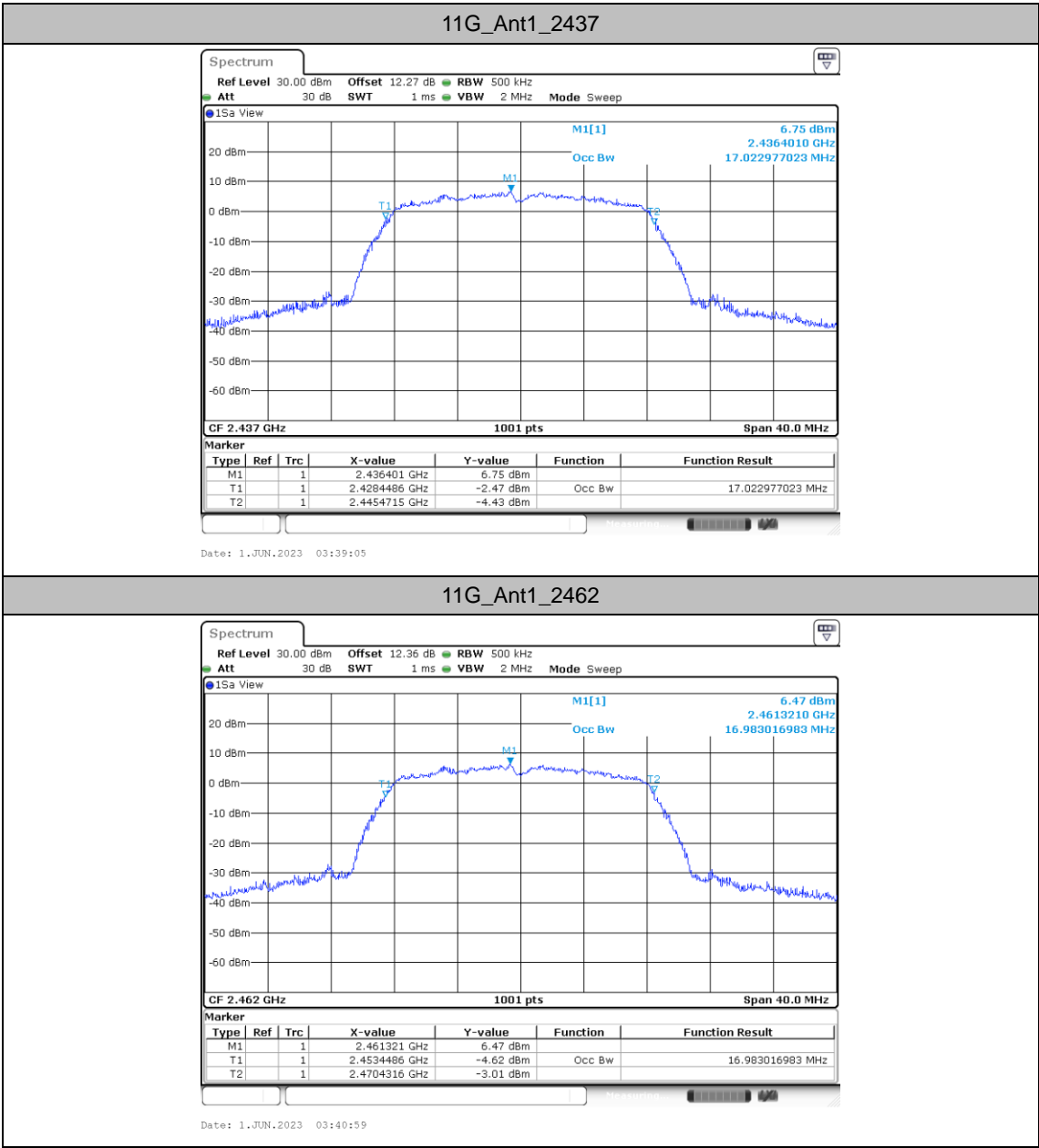
TestMode	Antenna	Freq(MHz)	OCB [MHz]	FL[MHz]	FH[MHz]	Limit[MHz]	Verdict
11B	Ant1	2412	14.306	2404.8472	2419.1528	---	---
		2437	14.226	2429.8871	2444.1129	---	---
		2462	14.266	2454.8472	2469.1129	---	---
11G	Ant1	2412	17.103	2403.4086	2420.5115	---	---
		2437	17.023	2428.4486	2445.4715	---	---
		2462	16.983	2453.4486	2470.4316	---	---
11N20SISO	Ant1	2412	17.862	2403.0889	2420.9510	---	---
		2437	17.822	2428.0889	2445.9111	---	---
		2462	17.862	2453.0490	2470.9111	---	---

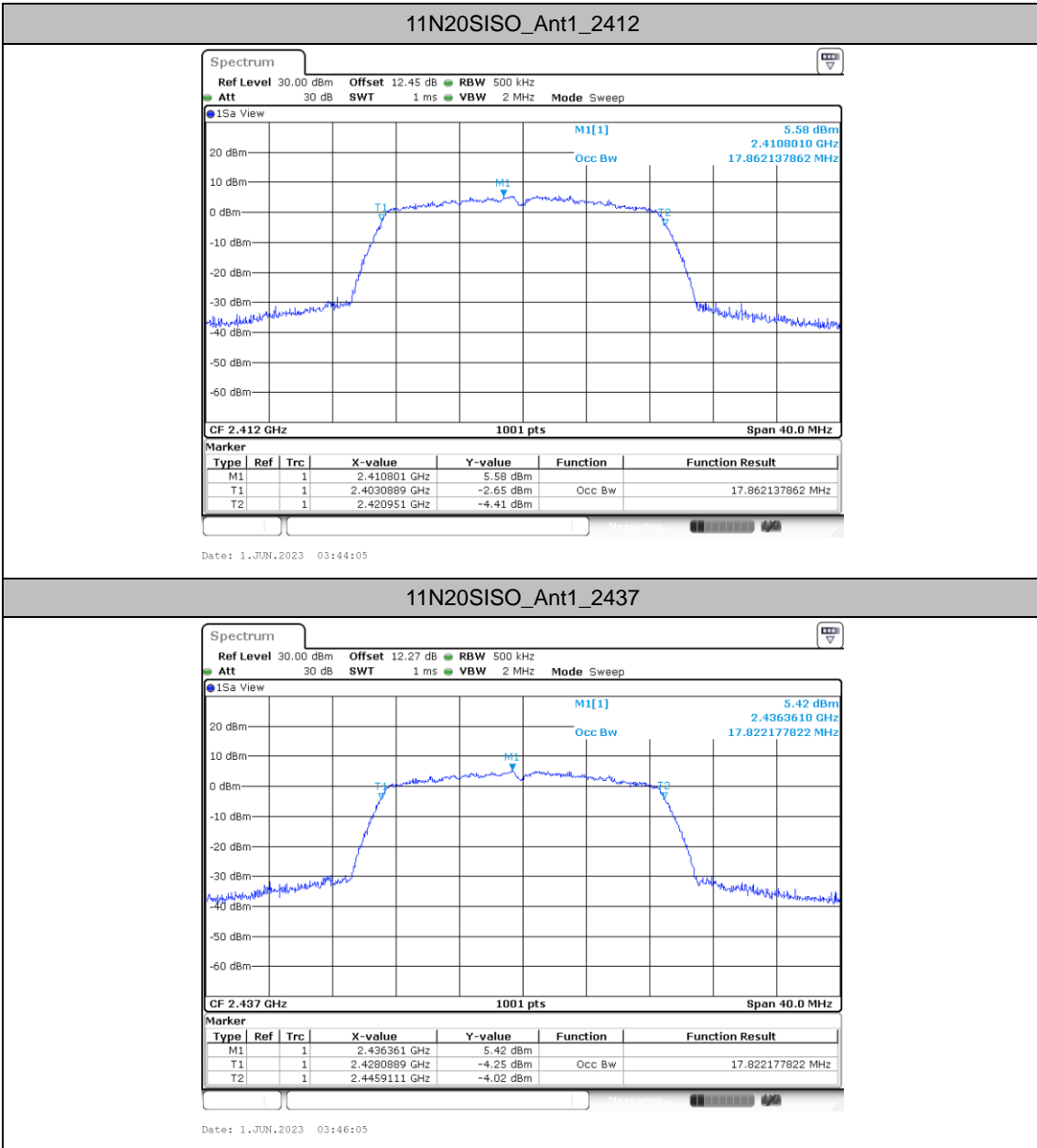


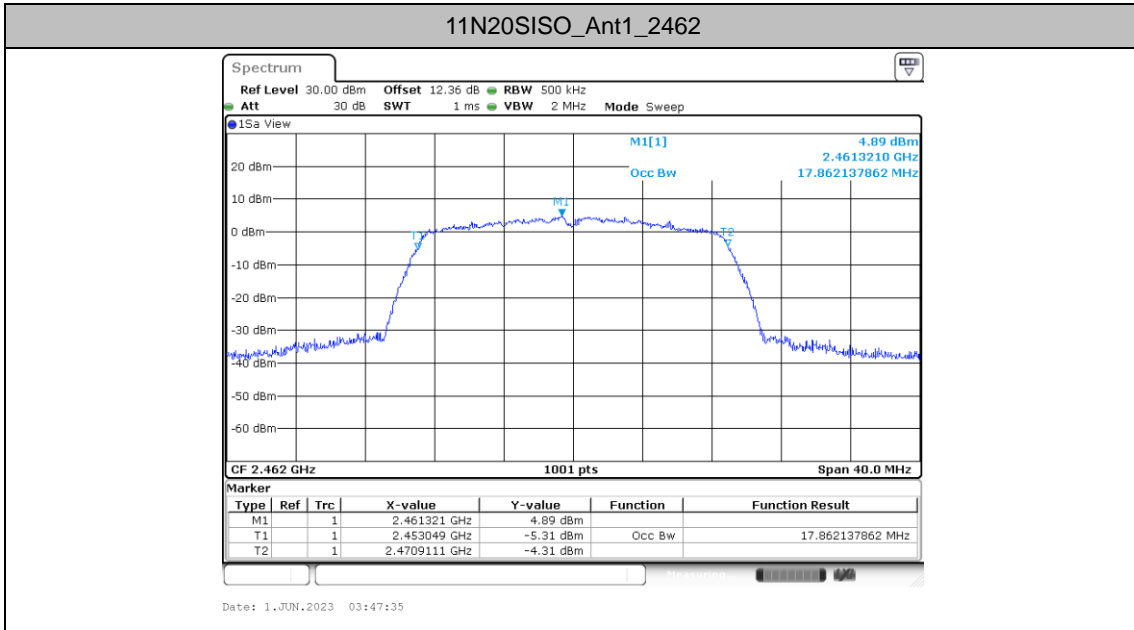
Test Graphs













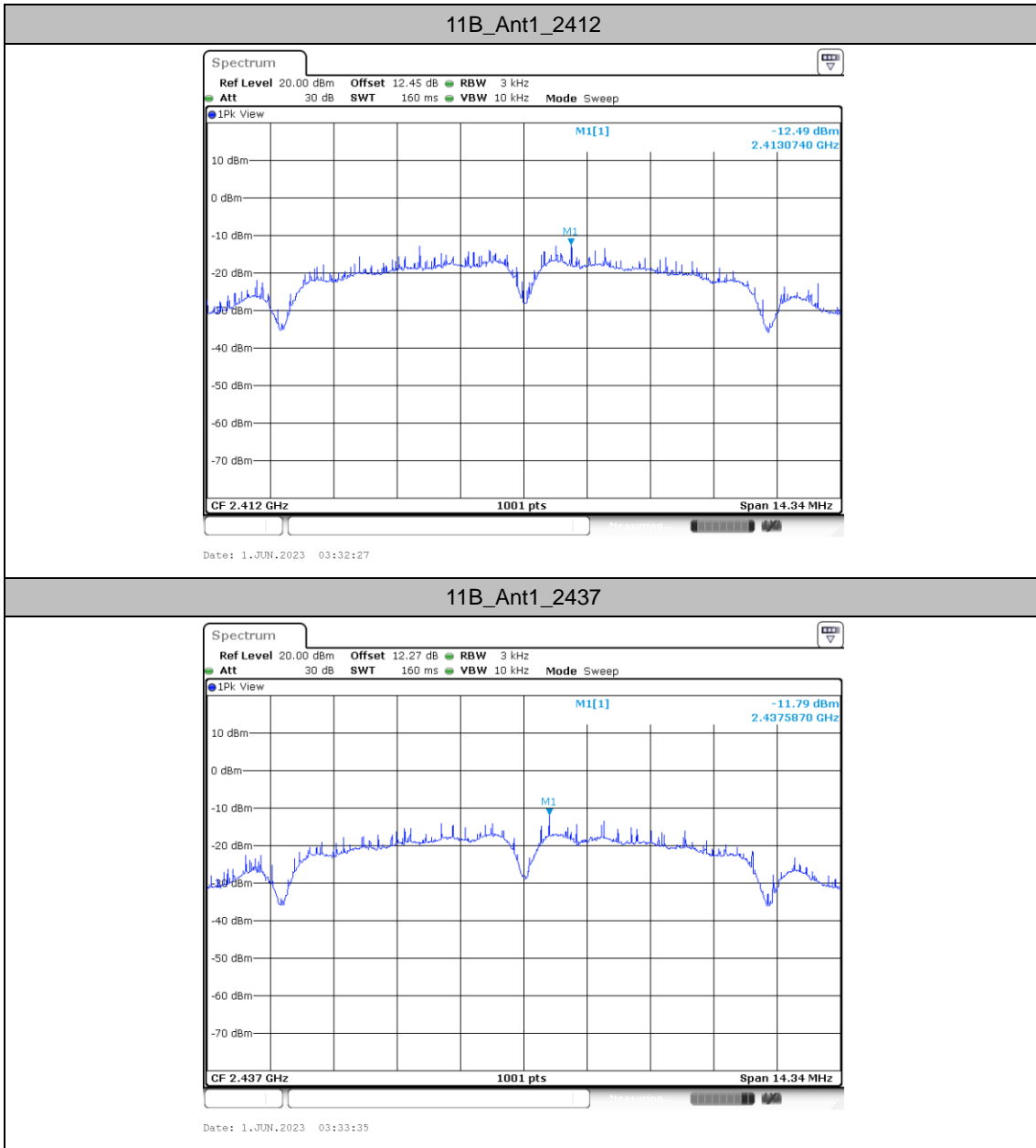
Maximum power spectral density

Test Result

TestMode	Antenna	Freq(MHz)	Result [dBm/3kHz]	Limit [dBm/3kHz]	Verdict
11B	Ant1	2412	-12.49	≤8.00	PASS
		2437	-11.79	≤8.00	PASS
		2462	-12.77	≤8.00	PASS
11G	Ant1	2412	-12.46	≤8.00	PASS
		2437	-12.61	≤8.00	PASS
		2462	-13.13	≤8.00	PASS
11N20SISO	Ant1	2412	-14.42	≤8.00	PASS
		2437	-14.39	≤8.00	PASS
		2462	-14.81	≤8.00	PASS

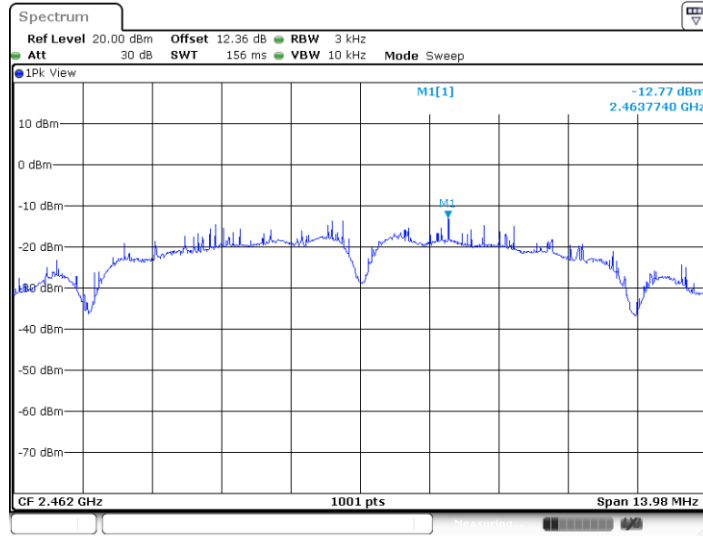


Test Graphs



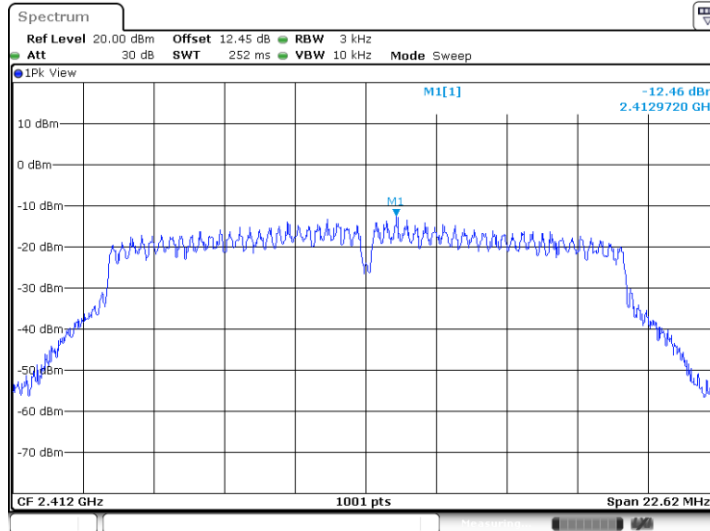


11B_Ant1_2462

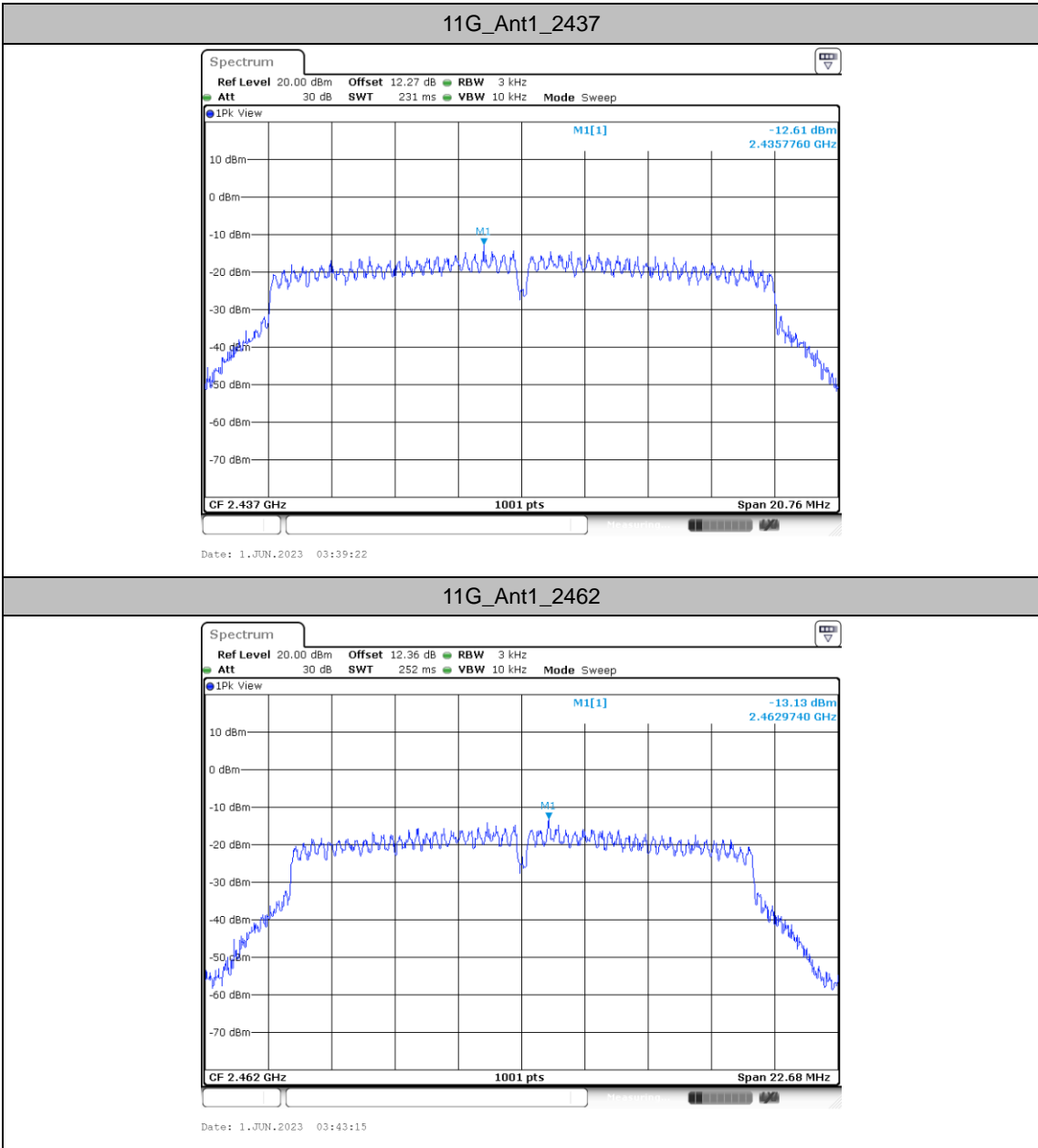


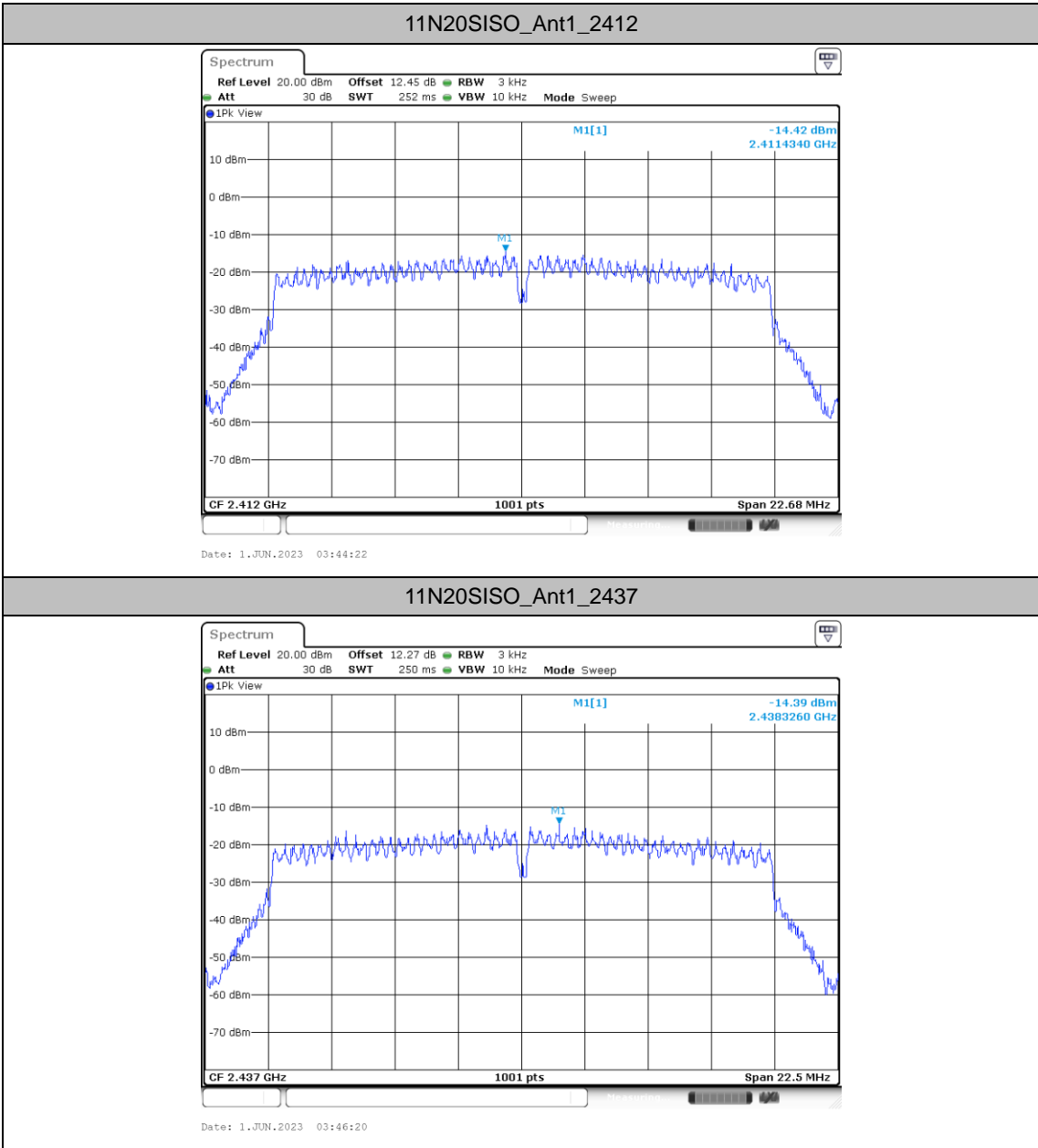
Date: 1.JUN.2023 03:35:23

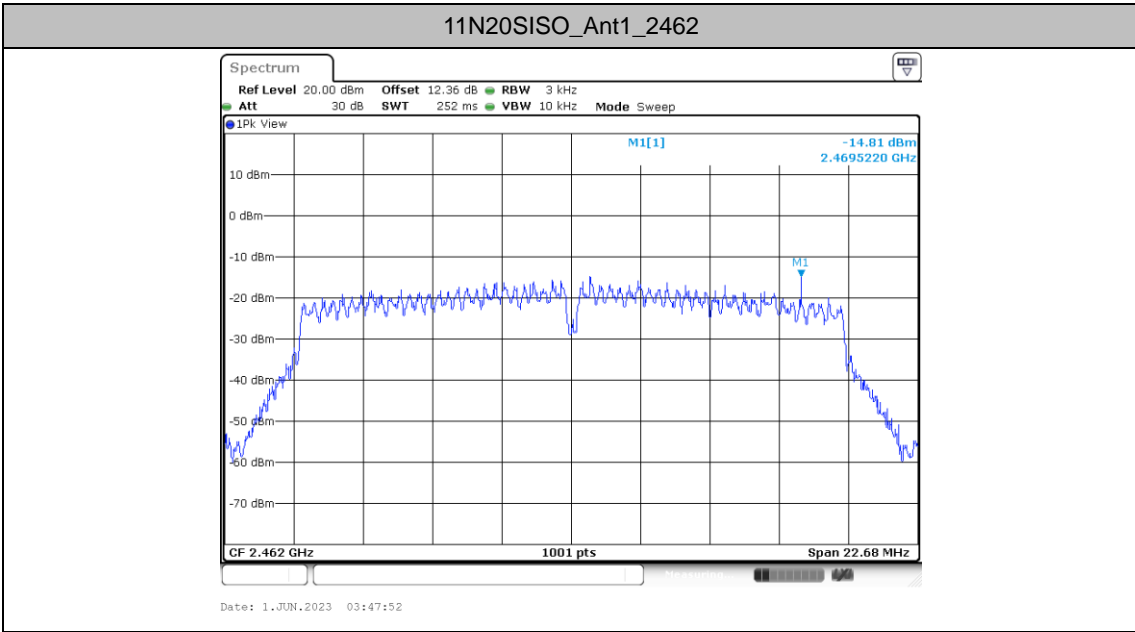
11G_Ant1_2412



Date: 1.JUN.2023 03:52:35









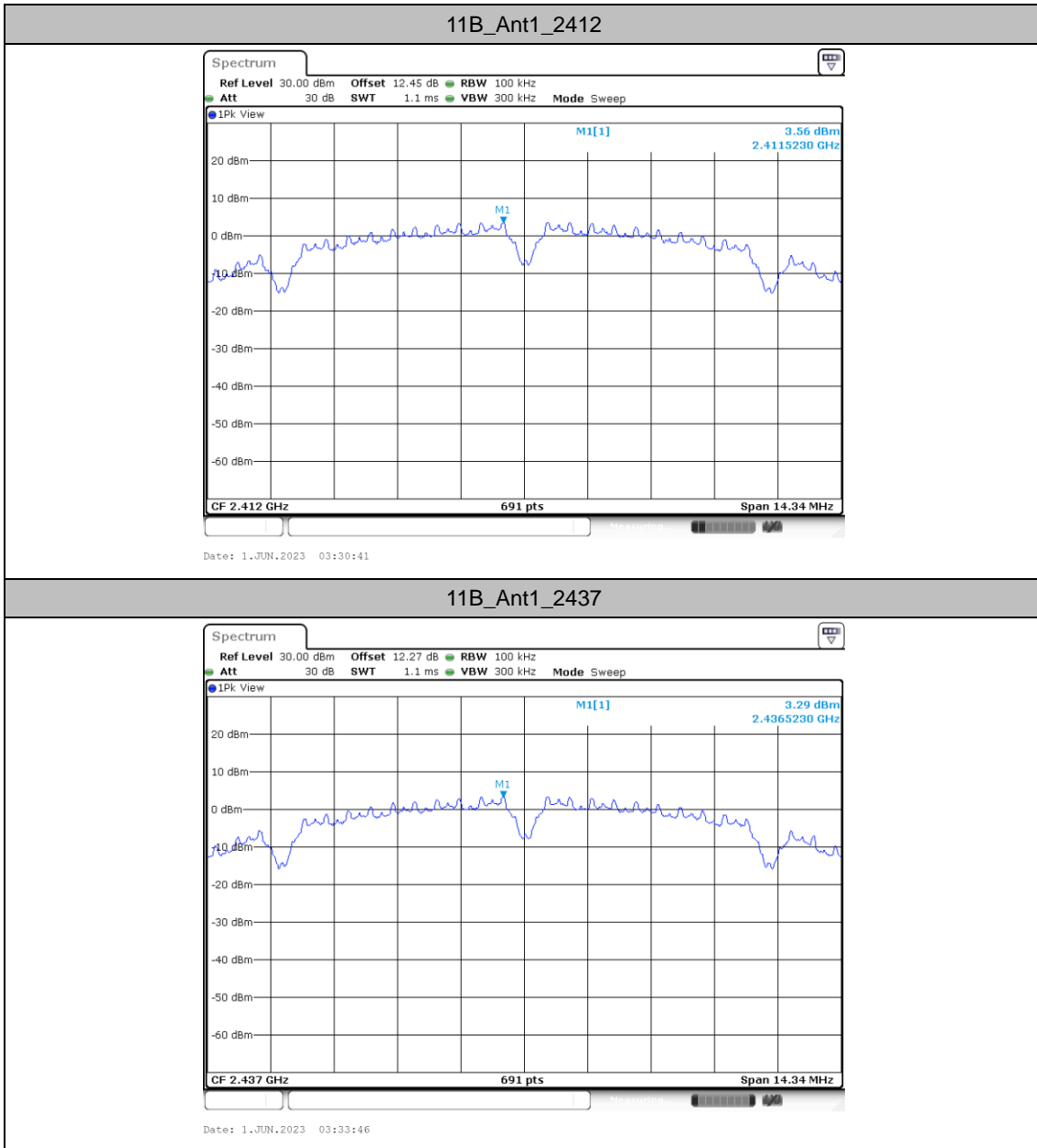
Reference level measurement

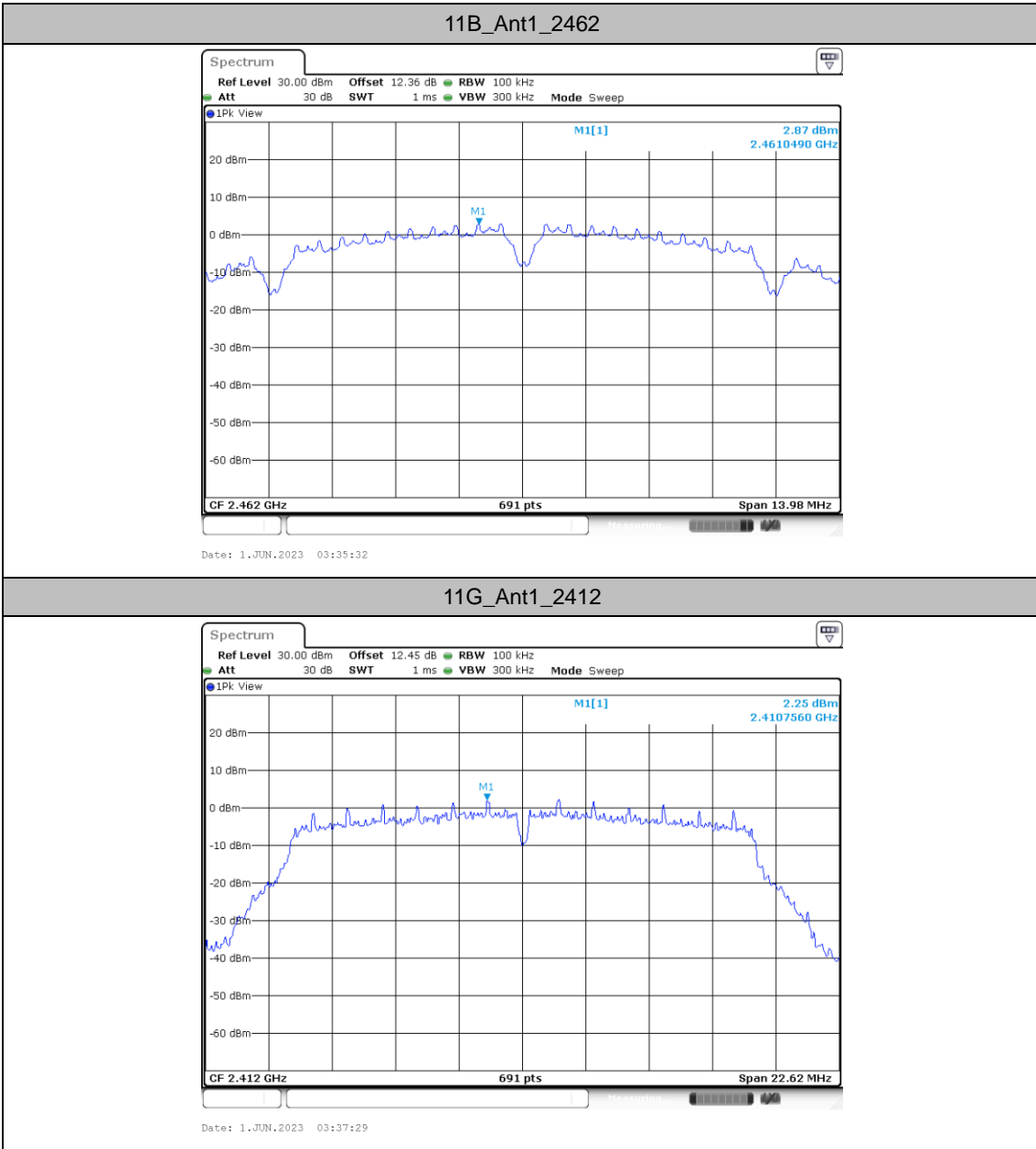
Test Result

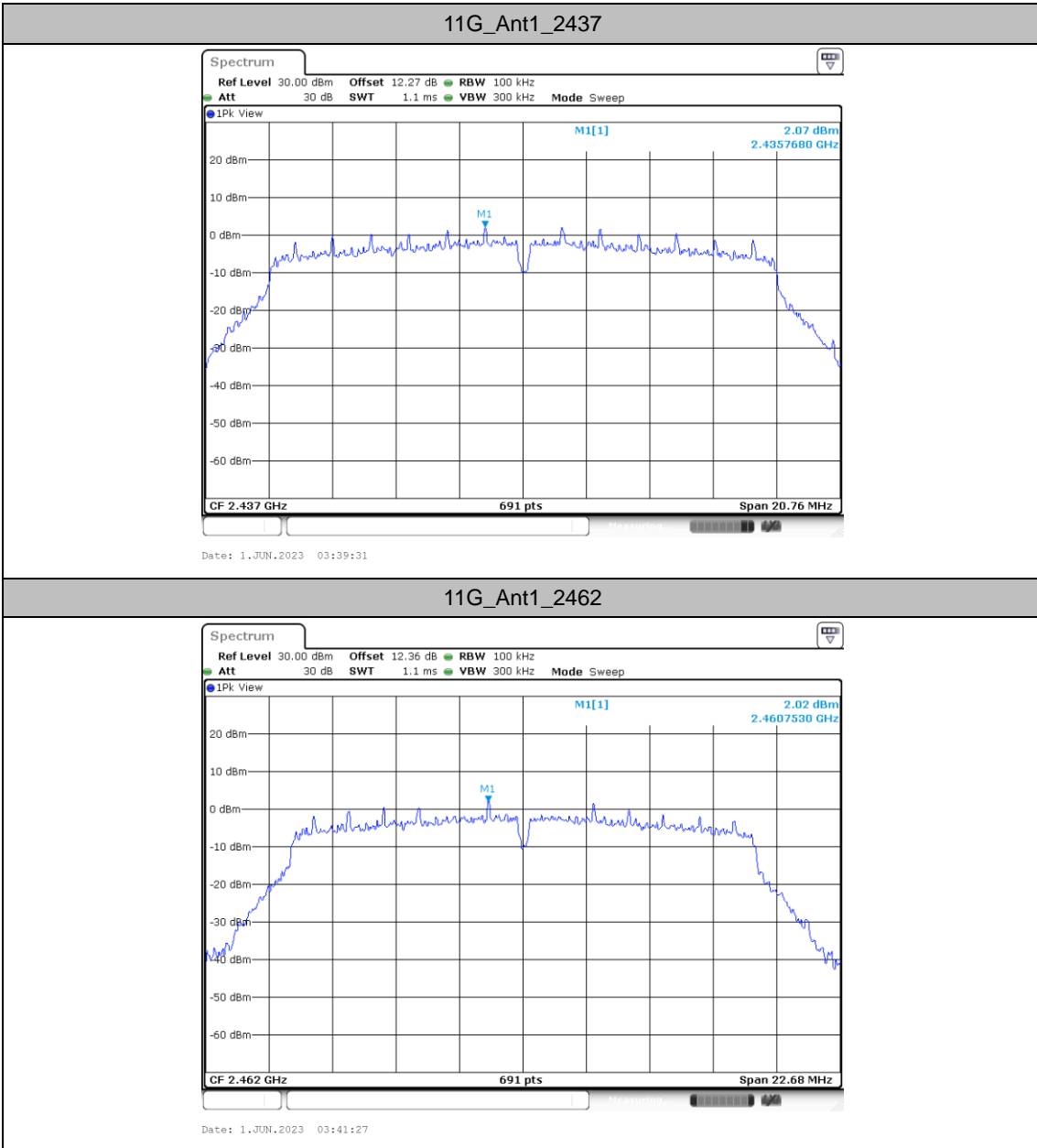
TestMode	Antenna	Freq(MHz)	Max.Point[MHz]	Result[dBm/100KHz]
11B	Ant1	2412	2411.52	3.56
		2437	2436.52	3.29
		2462	2461.05	2.87
11G	Ant1	2412	2410.76	2.25
		2437	2435.77	2.07
		2462	2460.75	2.02
11N20SISO	Ant1	2412	2413.28	1.21
		2437	2435.80	0.76
		2462	2463.31	0.52

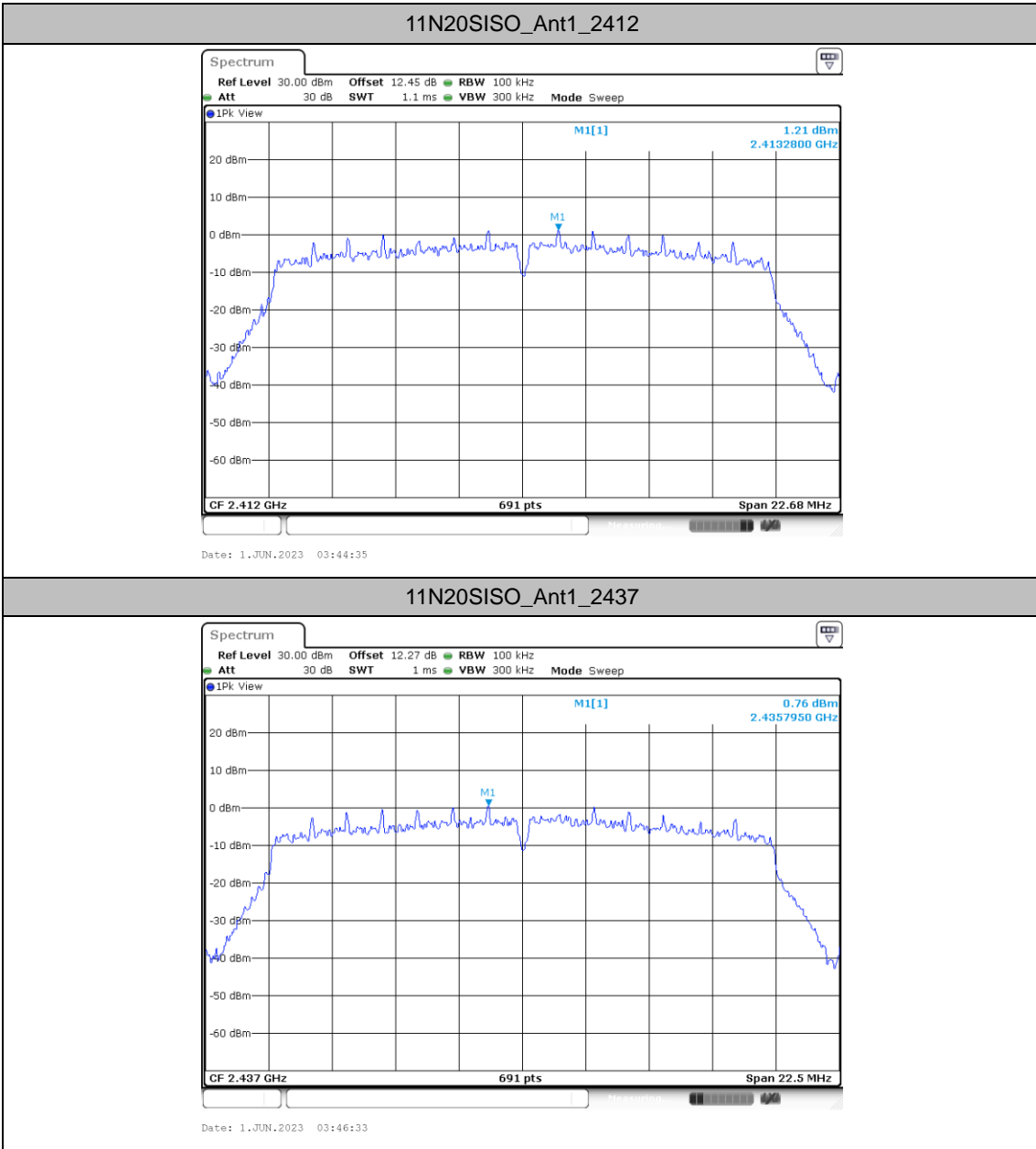


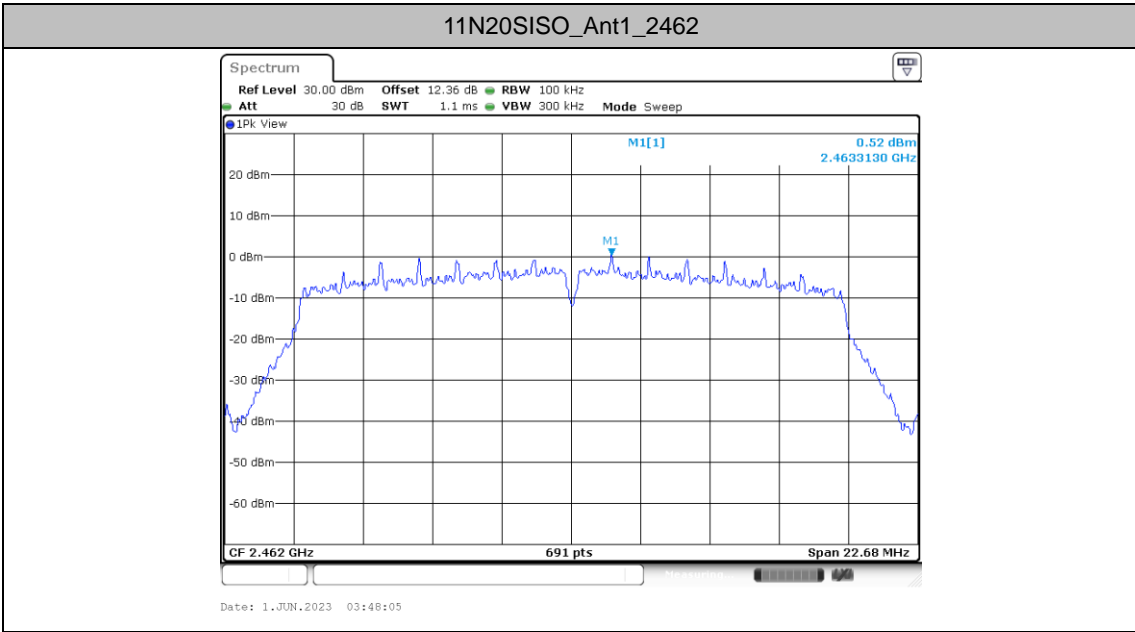
Test Graphs













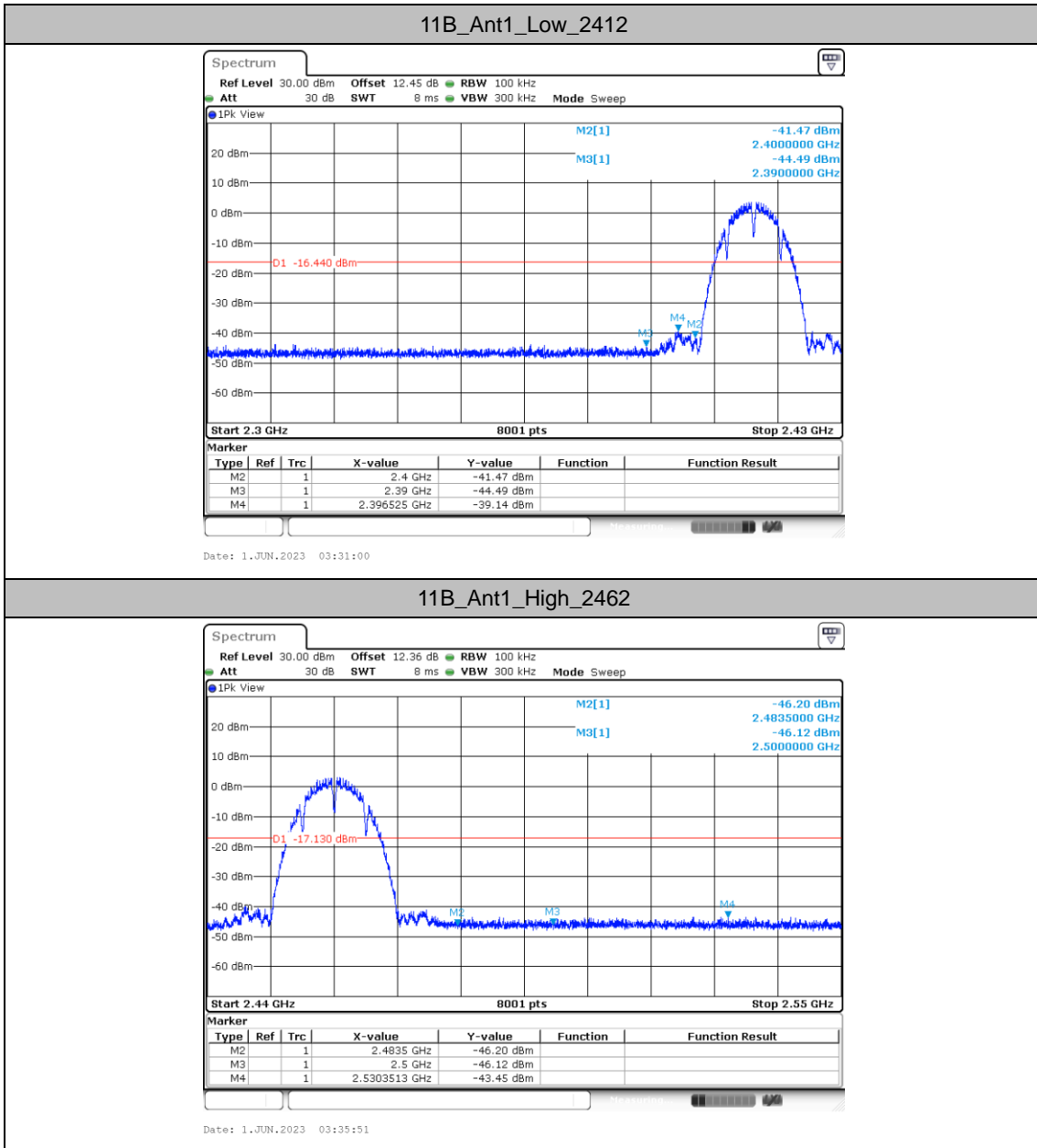
Band edge measurements

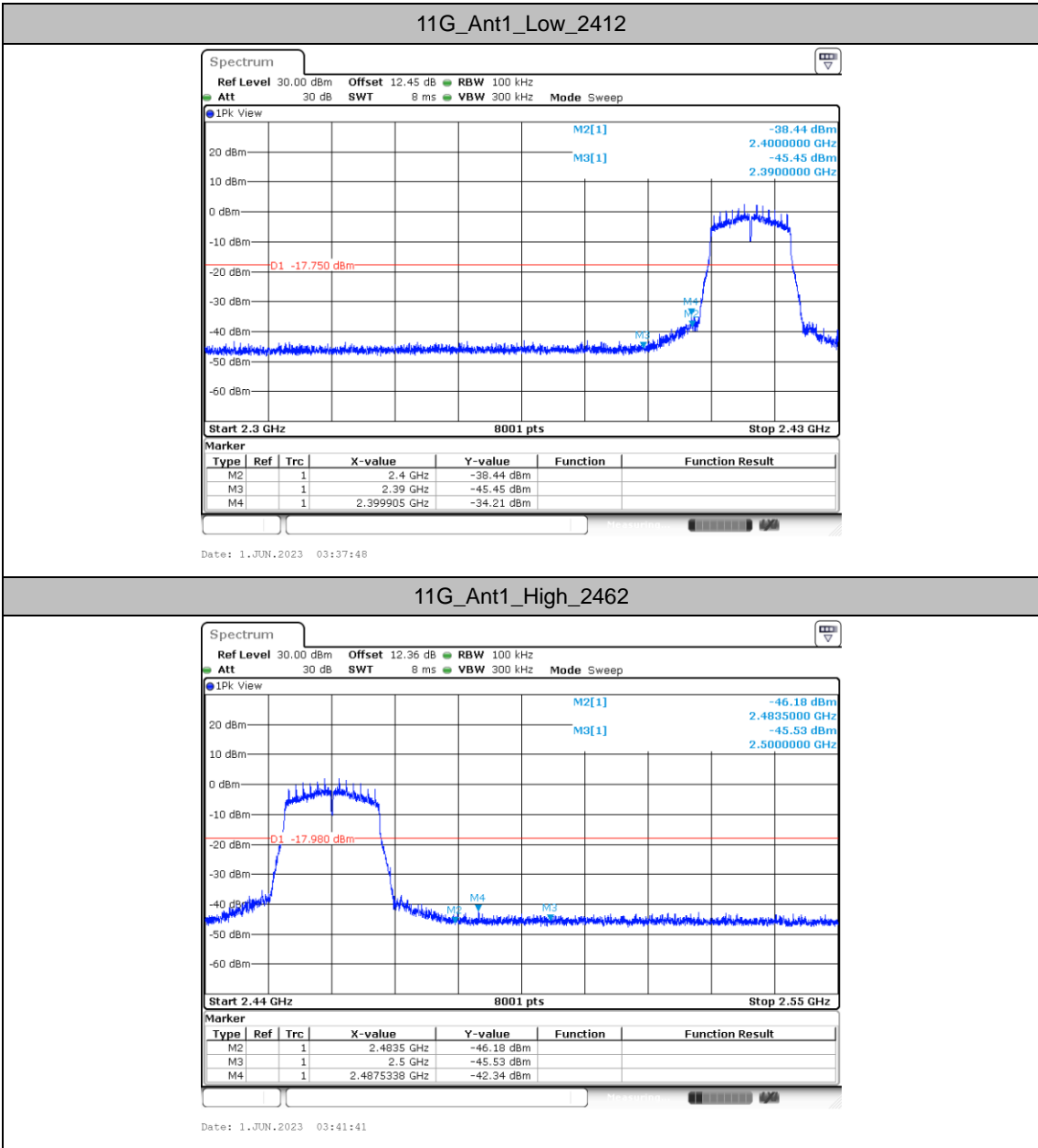
Test Result

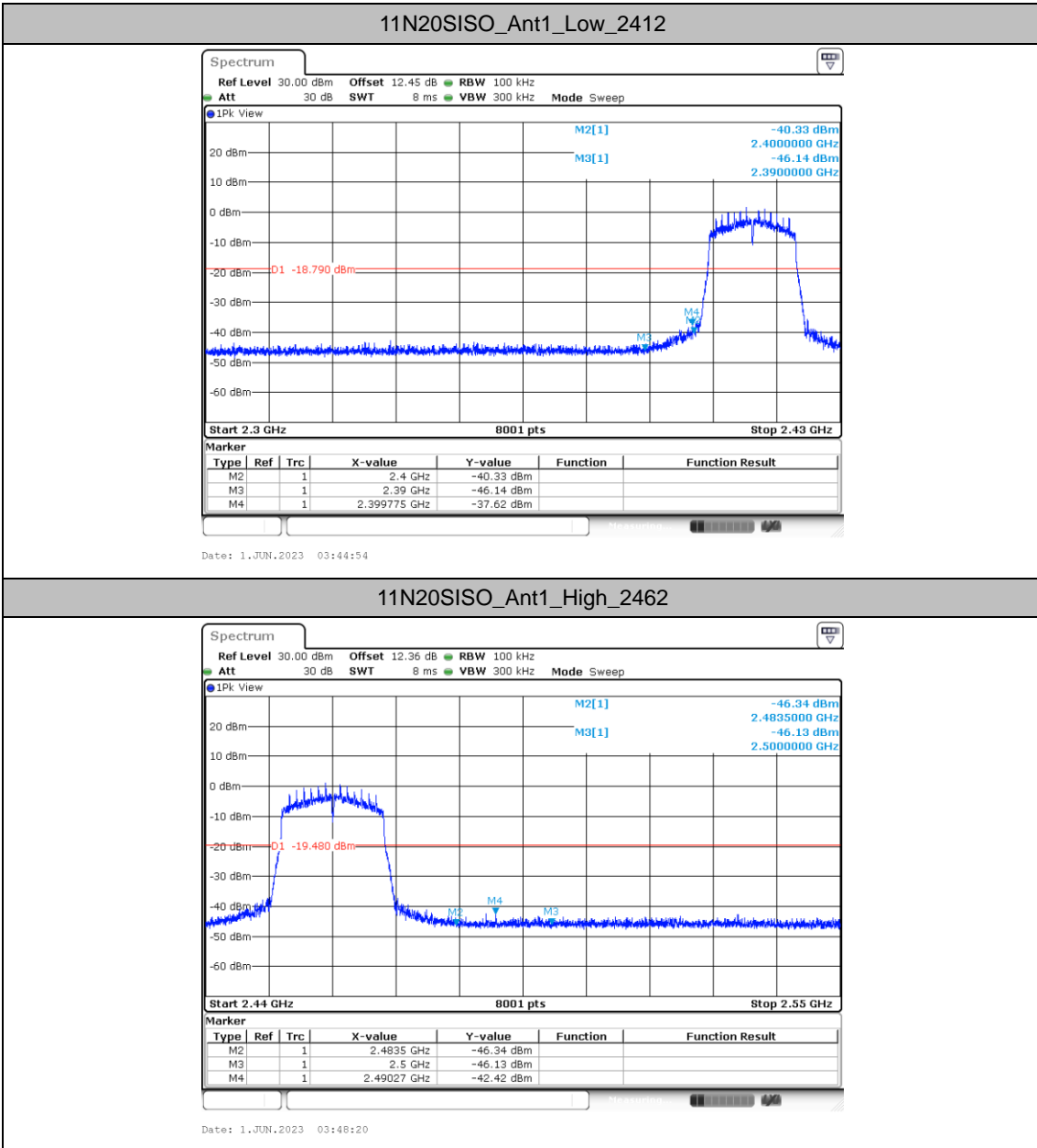
TestMode	Antenna	ChName	Freq(MHz)	RefLevel[dBm/100KHz]	Result[dBm/100KHz]	Limit[dBm/100KHz]	Verdict
11B	Ant1	Low	2412	3.56	-39.14	≤-16.44	PASS
		High	2462	2.87	-43.45	≤-17.13	PASS
11G	Ant1	Low	2412	2.25	-34.21	≤-17.75	PASS
		High	2462	2.02	-42.34	≤-17.98	PASS
11N20SISO	Ant1	Low	2412	1.21	-37.62	≤-18.79	PASS
		High	2462	0.52	-42.42	≤-19.48	PASS



Test Graphs









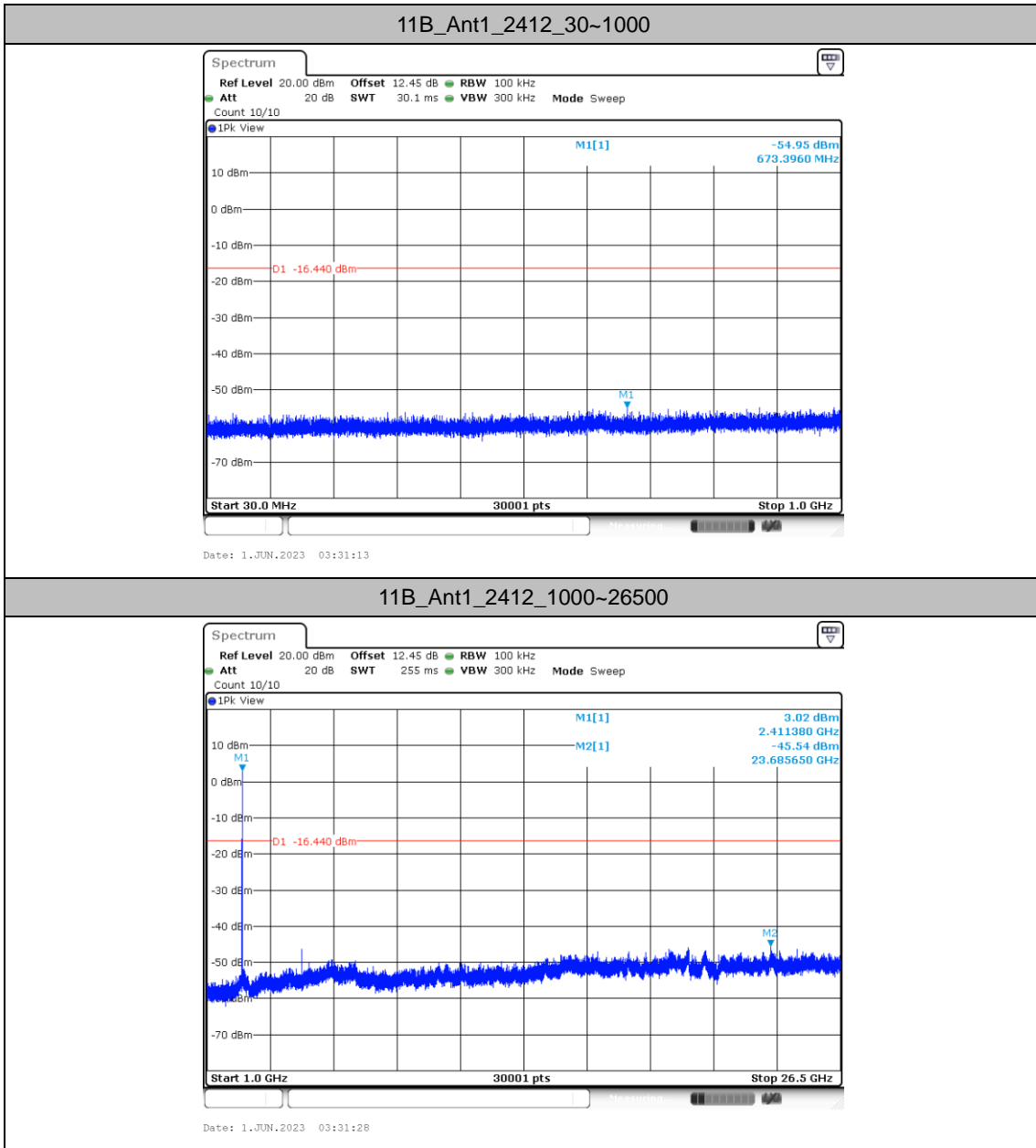
Conducted Spurious Emission

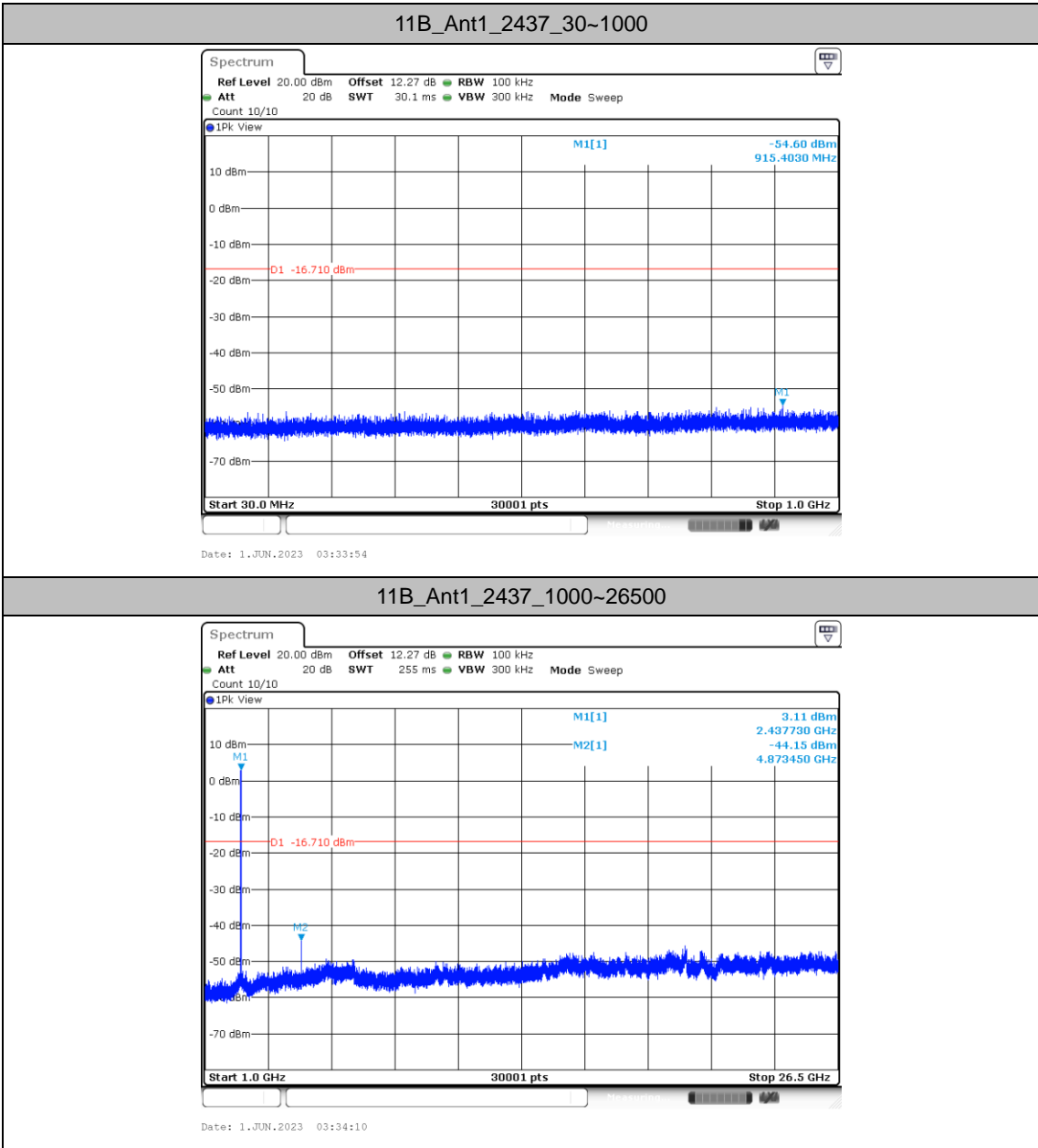
Test Result

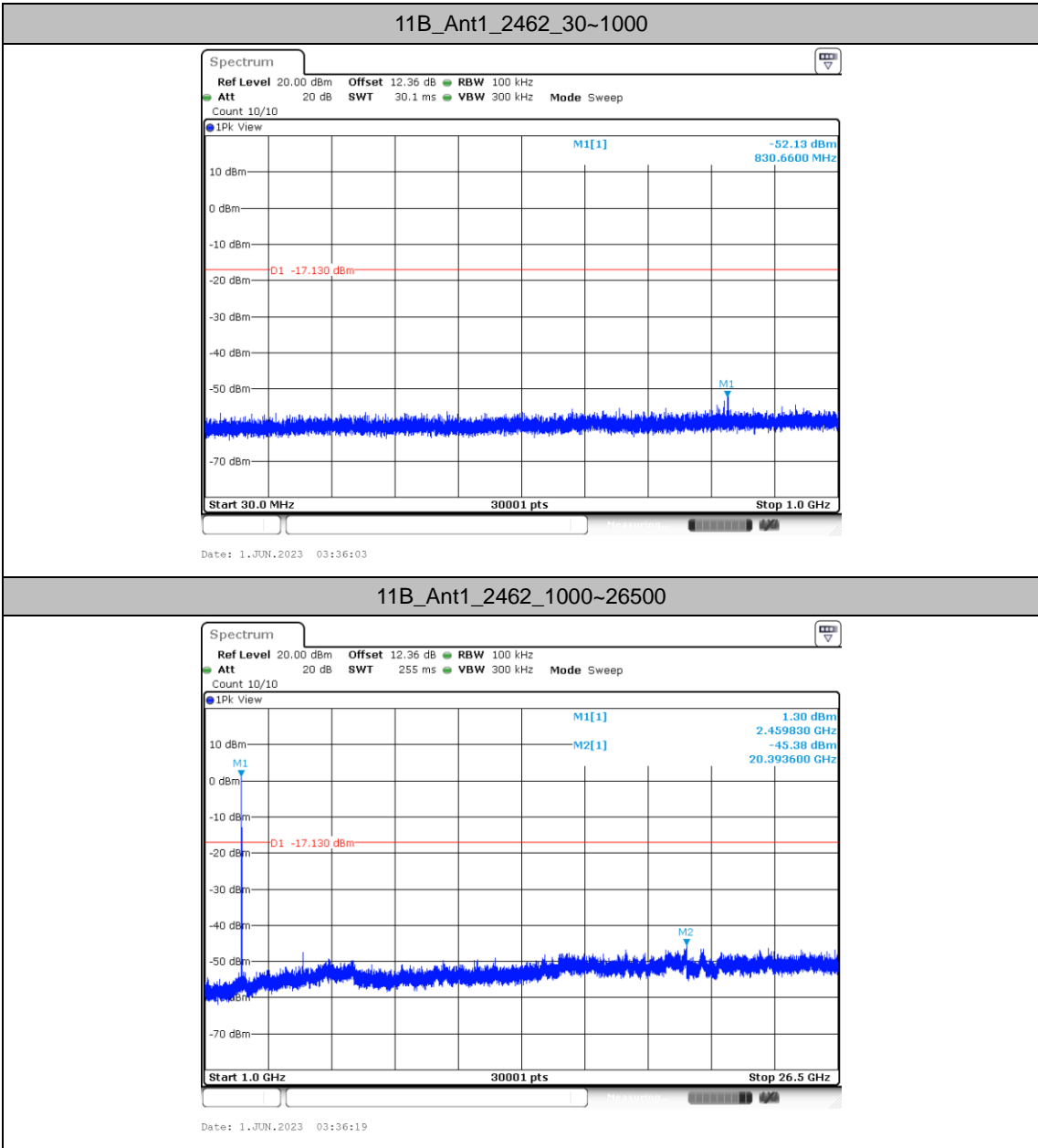
TestMode	Antenna	Freq(MHz)	FreqRange [Mhz]	RefLevel [dBm/100KHz]	Result [dBm/100KHz]	Limit [dBm/100KHz]	Verdict
11B	Ant1	2412	30~1000	3.56	-54.95	≤-16.44	PASS
			1000~26500	3.56	-45.54	≤-16.44	PASS
		2437	30~1000	3.29	-54.6	≤-16.71	PASS
			1000~26500	3.29	-44.15	≤-16.71	PASS
		2462	30~1000	2.87	-52.13	≤-17.13	PASS
			1000~26500	2.87	-45.38	≤-17.13	PASS
11G	Ant1	2412	30~1000	2.25	-55.15	≤-17.75	PASS
			1000~26500	2.25	-46.11	≤-17.75	PASS
		2437	30~1000	2.07	-54.66	≤-17.93	PASS
			1000~26500	2.07	-45.75	≤-17.93	PASS
		2462	30~1000	2.02	-54.36	≤-17.98	PASS
			1000~26500	2.02	-45.82	≤-17.98	PASS
11N20SISO	Ant1	2412	30~1000	1.21	-54.94	≤-18.79	PASS
			1000~26500	1.21	-45.91	≤-18.79	PASS
		2437	30~1000	0.76	-54.79	≤-19.24	PASS
			1000~26500	0.76	-45.03	≤-19.24	PASS
		2462	30~1000	0.52	-55.03	≤-19.48	PASS
			1000~26500	0.52	-45.54	≤-19.48	PASS

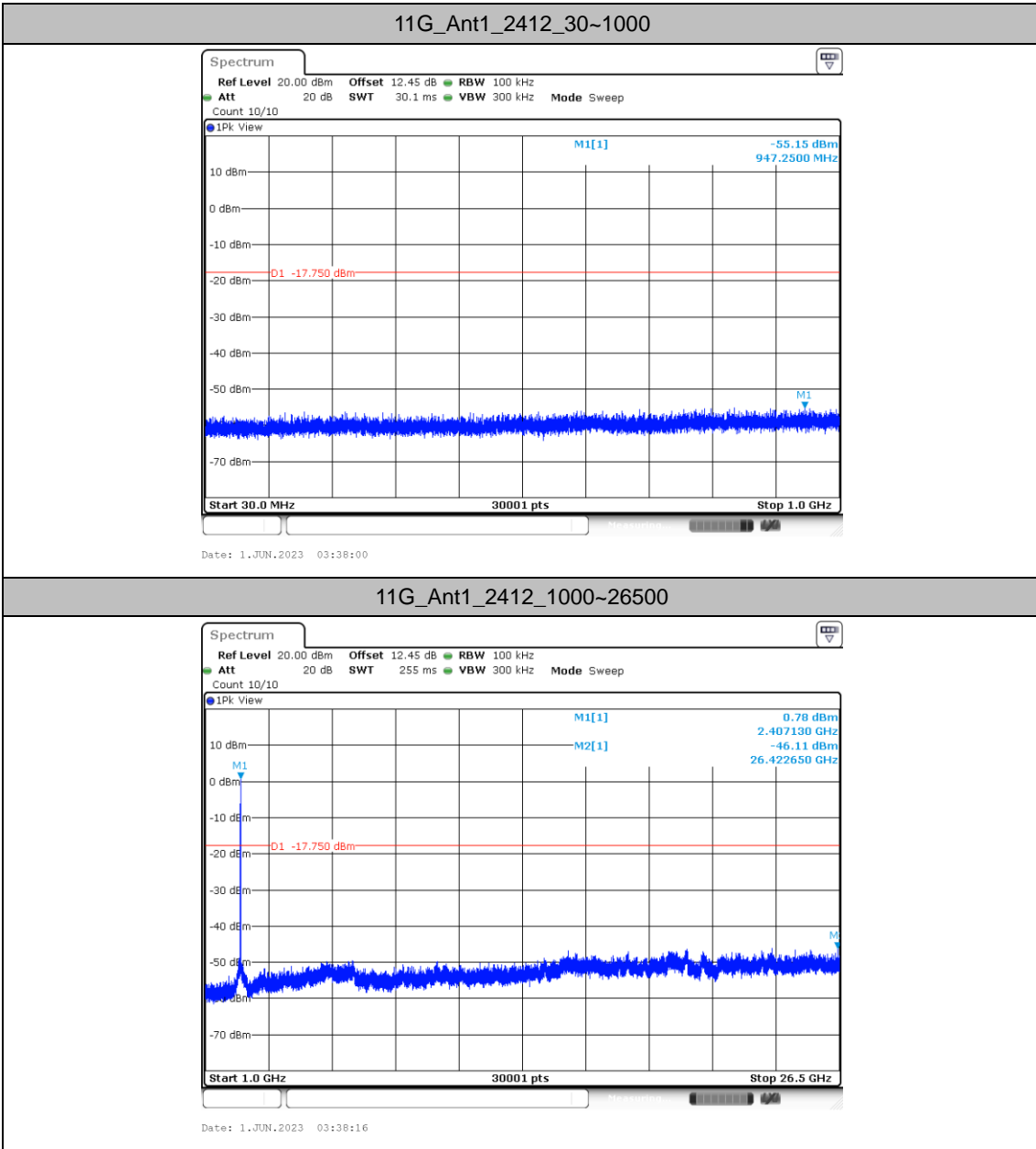


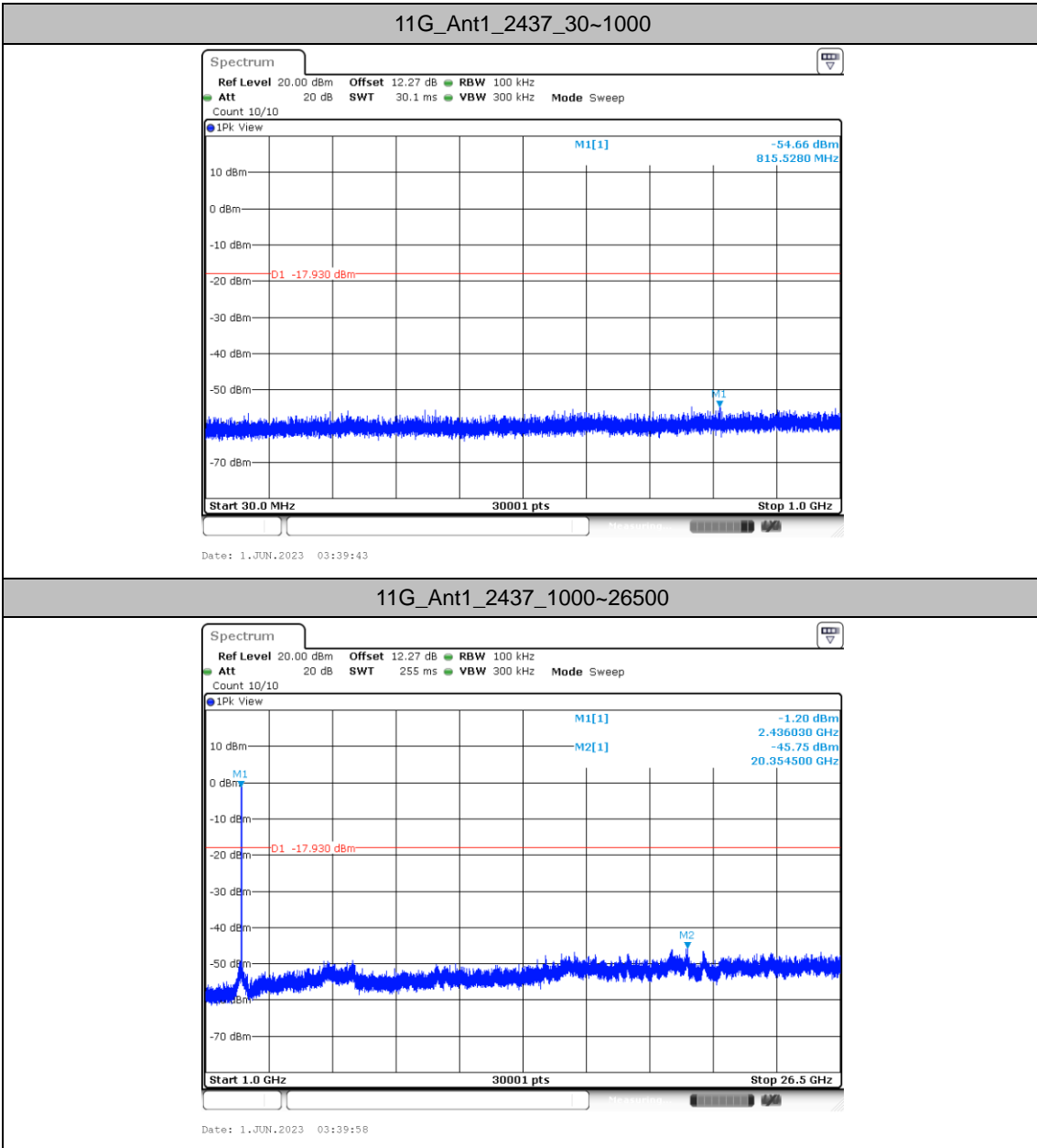
Test Graphs





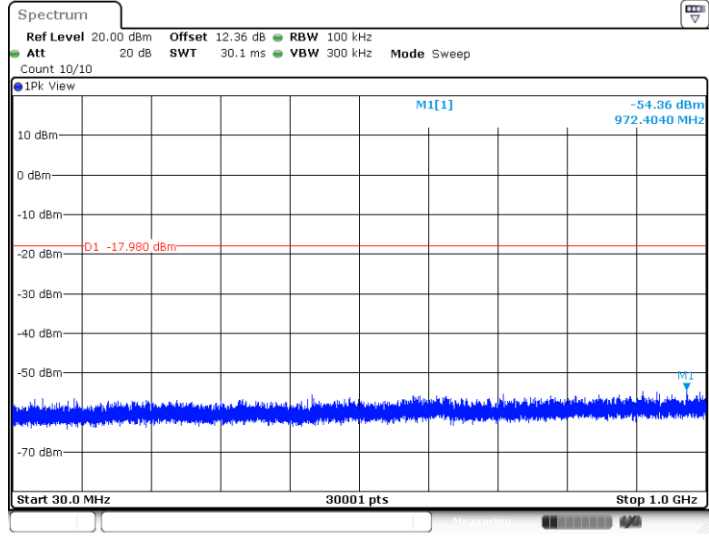






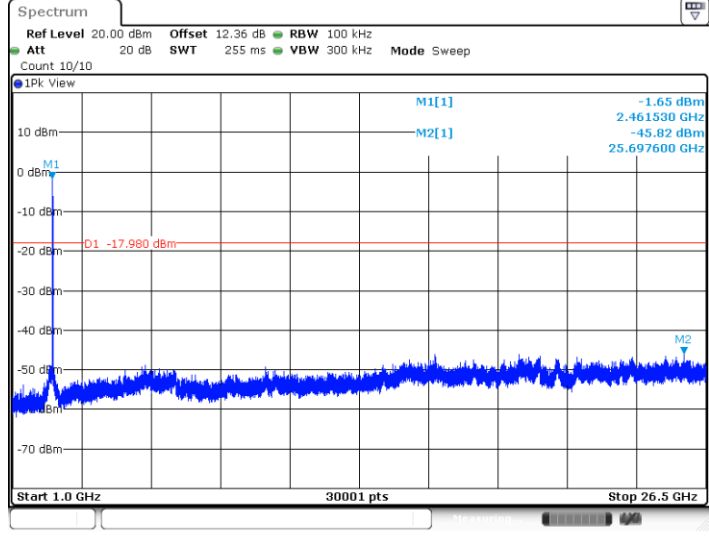


11G_Ant1_2462_30~1000

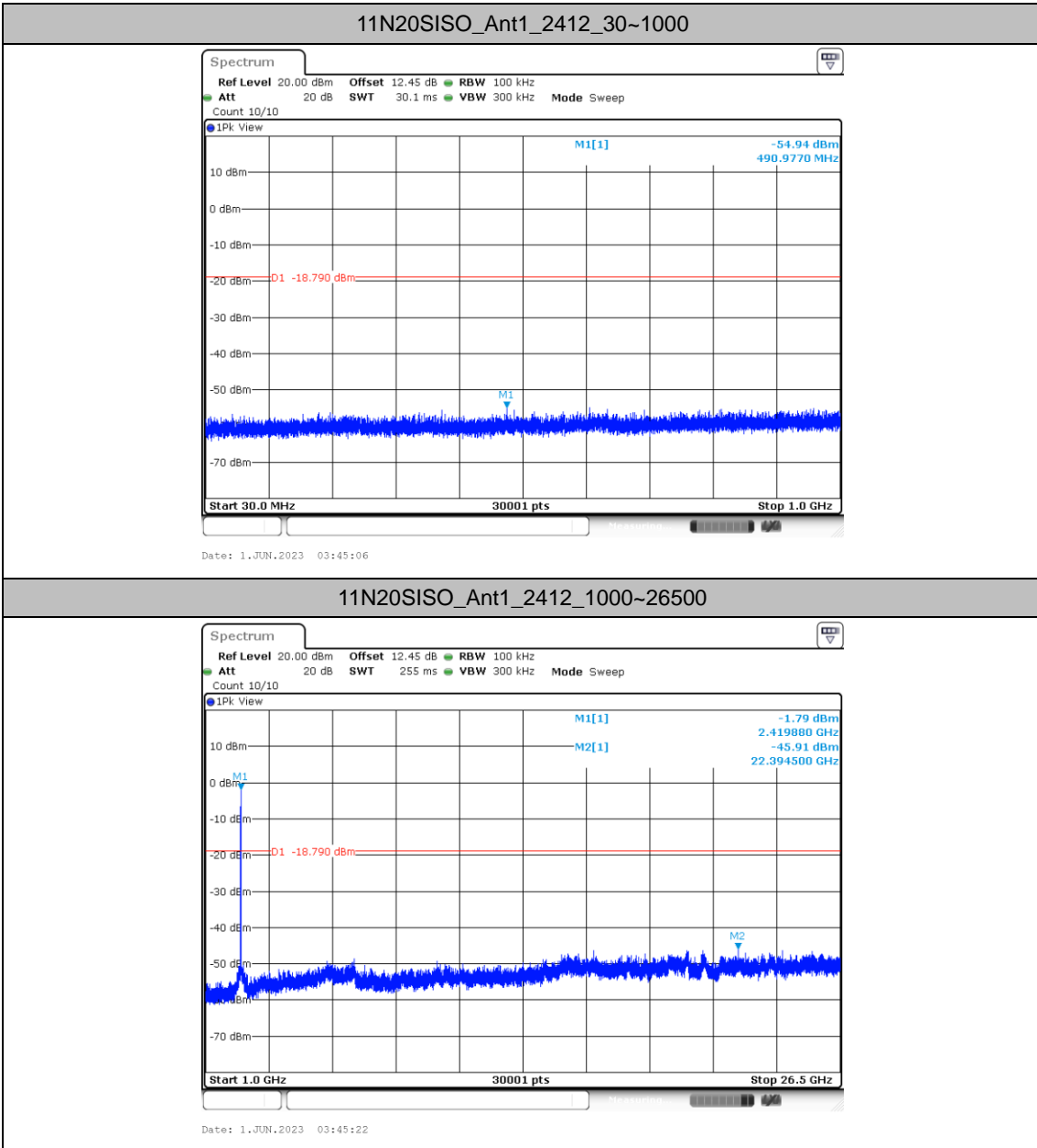


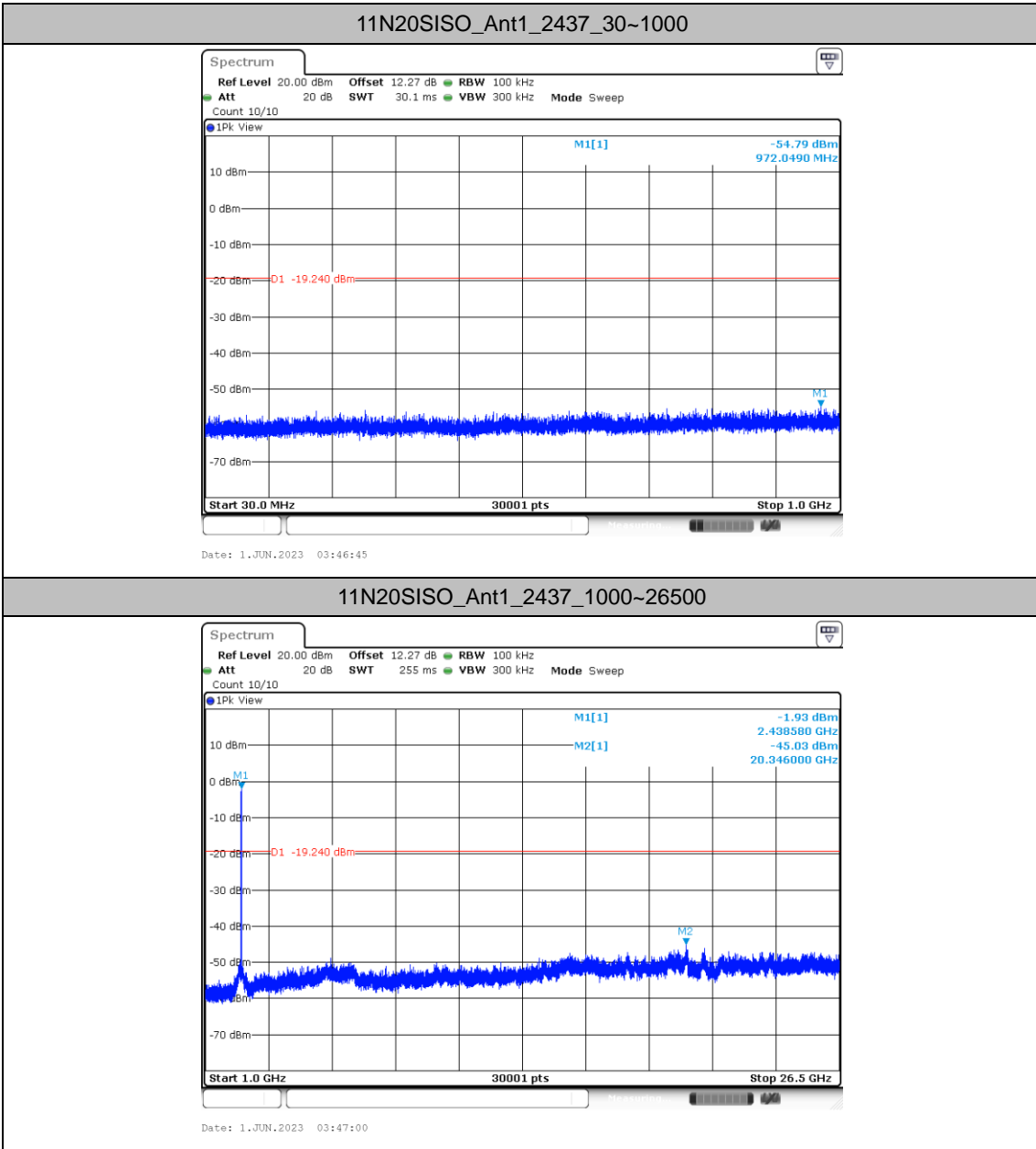
Date: 1.JUN.2023 03:41:50

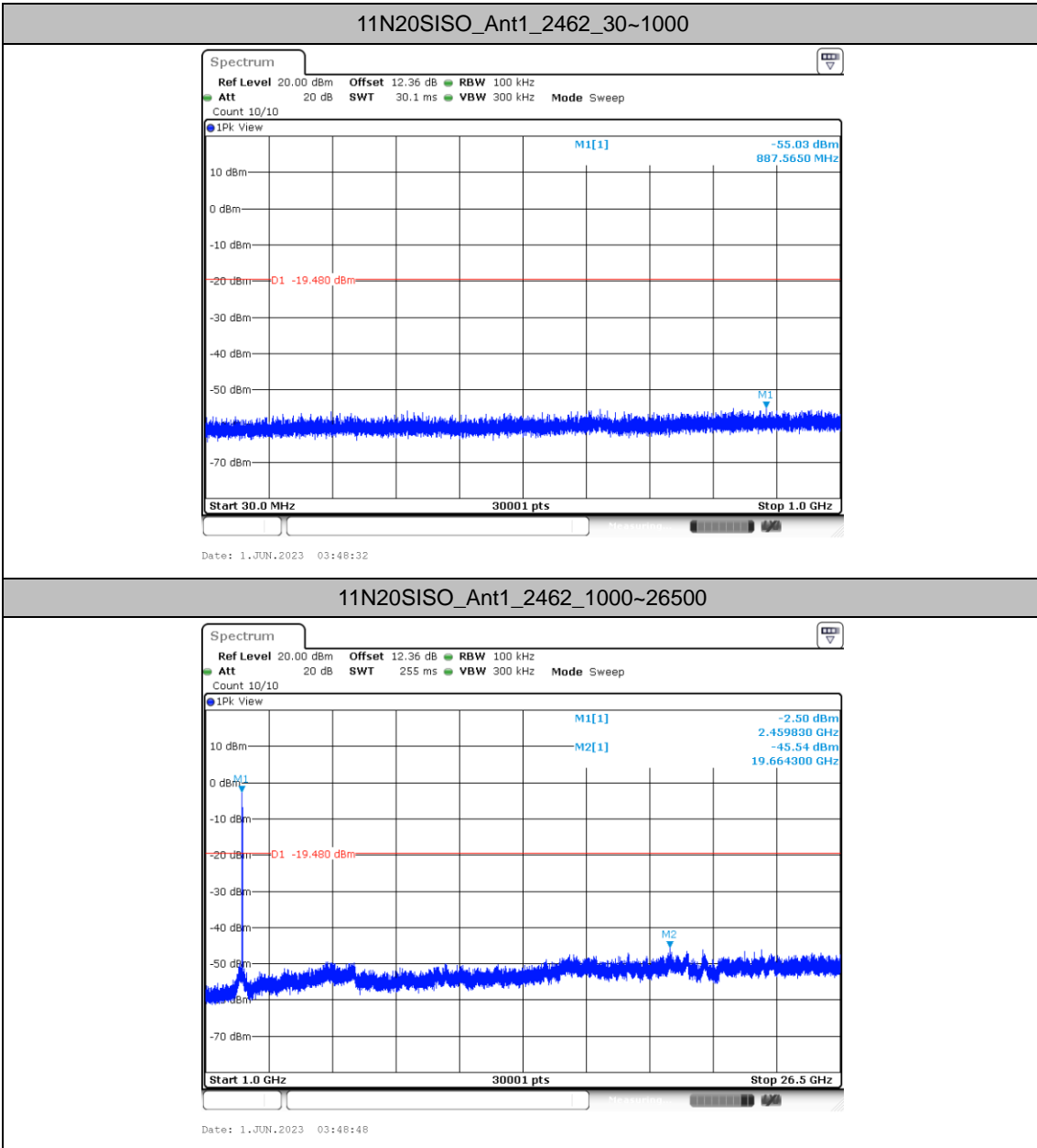
11G_Ant1_2462_1000~26500



Date: 1.JUN.2023 03:42:05



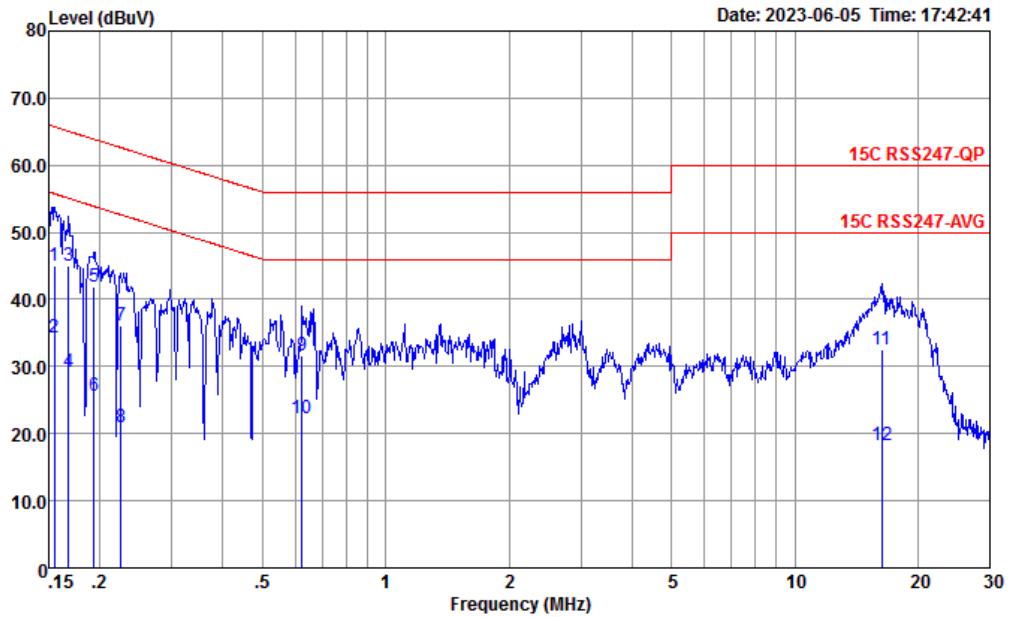






Appendix B. AC Conducted Emission Test Results

Test Engineer :	Amos	Temperature :	25.3~26.2°C
		Relative Humidity :	38~40%
Test Voltage :	120Vac / 60Hz	Phase :	Line
Remark :	All emissions not reported here are more than 10 dB below the prescribed limit.		

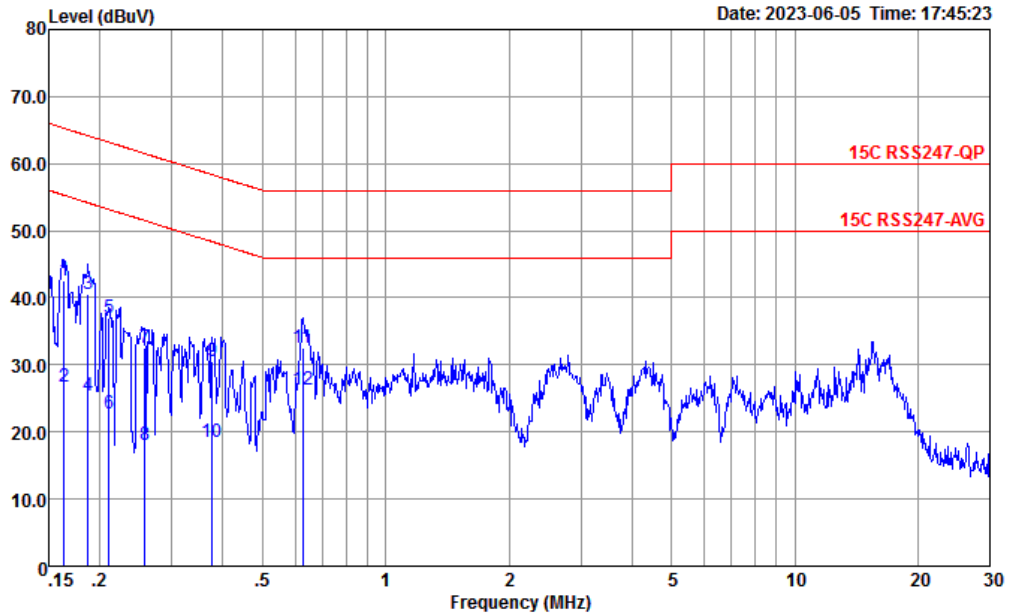


Site : CO01-KS
 Condition : 15C RSS247-QP LISN-060105-LINE LINE

	Freq	Level	Over	Limit	Read	LISN	Cable	Remark
	MHz	dBuV	Limit	Line	Level	Factor	Loss	
			dB	dBuV	dBuV	dB	dB	
1	0.155	44.99	-20.75	65.74	34.50	0.06	10.43	QP
2	0.155	34.39	-21.35	55.74	23.90	0.06	10.43	Average
3 *	0.168	44.98	-20.10	65.08	34.50	0.05	10.43	QP
4	0.168	29.28	-25.80	55.08	18.80	0.05	10.43	Average
5	0.193	41.95	-21.94	63.89	31.50	0.03	10.42	QP
6	0.193	25.55	-28.34	53.89	15.10	0.03	10.42	Average
7	0.226	36.03	-26.58	62.61	25.60	0.03	10.40	QP
8	0.226	20.93	-31.68	52.61	10.50	0.03	10.40	Average
9	0.624	31.61	-24.39	56.00	21.50	-0.07	10.18	QP
10	0.624	22.31	-23.69	46.00	12.20	-0.07	10.18	Average
11	16.312	32.52	-27.48	60.00	21.50	-0.24	11.26	QP
12	16.312	18.32	-31.68	50.00	7.30	-0.24	11.26	Average



Test Engineer :	Amos	Temperature :	25.3~26.2°C
		Relative Humidity :	38~40%
Test Voltage :	120Vac / 60Hz	Phase :	Neutral
Remark :	All emissions not reported here are more than 10 dB below the prescribed limit.		



Site : CO01-KS
 Condition : 15C RSS247-QP LISN-060105-NEUTRAL NEUTRAL

	Freq	Level	Over	Limit	Read	LISN	Cable	Remark
	MHz	dBuV	Limit	Line	Level	Factor	Loss	
			dB	dBuV	dBuV	dB	dB	
1	0.163	42.66	-22.64	65.30	32.19	0.04	10.43	QP
2	0.163	26.76	-28.54	56.30	16.29	0.04	10.43	Average
3	0.187	40.67	-23.48	64.15	30.20	0.05	10.42	QP
4	0.187	25.37	-28.78	54.15	14.90	0.05	10.42	Average
5	0.211	37.05	-26.13	63.18	26.60	0.04	10.41	QP
6	0.211	22.65	-30.53	53.18	12.20	0.04	10.41	Average
7	0.258	32.56	-28.96	61.51	22.19	-0.01	10.38	QP
8	0.258	17.96	-33.55	51.51	7.59	-0.01	10.38	Average
9	0.377	30.45	-27.89	58.34	20.20	-0.06	10.31	QP
10	0.377	18.55	-29.79	48.34	8.30	-0.06	10.31	Average
11	0.627	32.59	-23.41	56.00	22.50	-0.09	10.18	QP
12 *	0.627	26.19	-19.81	46.00	16.10	-0.09	10.18	Average

Note:

- Level(dBμV) = Read Level(dBμV) + LISN Factor(dB) + Cable Loss(dB)
- Over Limit(dB) = Level(dBμV) – Limit Line(dBμV)



Appendix C. Radiated Spurious Emission Test Data

Test Engineer :	Jake zhou	Relative Humidity :	41~42 %
		Temperature :	22 ~23°C

Radiated Spurious Emission Test Modes

Mode	Band (MHz)	Antenna	Modulation	Channel	Frequency	Data Rate	RU	Remark
Mode 1	2400-2483.5	1	802.11b	01	2412	1Mbps	-	-
Mode 2	2400-2483.5	1	802.11b	06	2437	1Mbps	-	-
Mode 3	2400-2483.5	1	802.11b	11	2462	1Mbps	-	-
Mode 4	2400-2483.5	1	802.11g	01	2412	6Mbps	-	-
Mode 5	2400-2483.5	1	802.11g	06	2437	6Mbps	-	-
Mode 6	2400-2483.5	1	802.11g	11	2462	6Mbps	-	-
Mode 7	2400-2483.5	1	802.11n HT20	01	2412	MCS0	-	-
Mode 8	2400-2483.5	1	802.11n HT20	06	2437	MCS0	-	-
Mode 9	2400-2483.5	1	802.11n HT20	11	2462	MCS0	-	-
Mode 1	2400-2483.5	1	802.11b	01				LF



Summary of each worse mode

Mode	Modulation	Ch.	Freq. (MHz)	Level (dBuV/m)	Limit (dBuV/m)	Margin (dB)	Pol.	Peak Avg.	Result	Remark
1	802.11b	01	2387.87	43.50	54.00	-10.50	H	AVERAGE	Pass	Band Edge
1	802.11b	01	4824.00	49.62	54.00	-4.38	H	AVERAGE	Pass	Harmonic
2	802.11b	06	-	-	-	-	-	-	-	Band Edge
2	802.11b	06	4874.00	49.45	54.00	-4.55	H	AVERAGE	Pass	Harmonic
3	802.11b	11	2484.04	44.89	54.00	-9.11	H	AVERAGE	Pass	Band Edge
3	802.11b	11	4924.00	48.53	54.00	-5.47	H	AVERAGE	Pass	Harmonic
4	802.11g	01	2389.69	46.31	54.00	-7.69	H	AVERAGE	Pass	Band Edge
4	802.11g	01	7981.50	51.26	74.00	-22.74	V	Peak	Pass	Harmonic
5	802.11g	06	-	-	-	-	-	-	-	Band Edge
5	802.11g	06	4874.00	44.70	74.00	-29.30	V	PEAK	Pass	Harmonic
6	802.11g	11	2483.51	49.53	54.00	-4.47	H	AVERAGE	Pass	Band Edge

Summary of each worse mode

Mode	Modulation	Ch.	Freq. (MHz)	Level (dBuV/m)	Limit (dBuV/m)	Margin (dB)	Pol.	Peak Avg.	Result	Remark
6	802.11g	11	4924.00	43.64	74.00	-30.36	H	PEAK	Pass	Harmonic
7	802.11n HT20	01	2389.95	48.04	54.00	-5.96	H	AVERAGE	Pass	Band Edge
7	802.11n HT20	01	4824.00	43.31	74.00	-30.69	V	PEAK	Pass	Harmonic
8	802.11n HT20	06	-	-	-	-	-	-	-	Band Edge
8	802.11n HT20	06	4874.00	44.59	74.00	-29.41	H	PEAK	Pass	Harmonic
9	802.11n HT20	11	2483.51	48.48	54.00	-5.52	H	AVERAGE	Pass	Band Edge
9	802.11n HT20	11	4924.00	43.34	74.00	-30.66	V	PEAK	Pass	Harmonic
1	802.11b	01	913.67	33.65	46.00	-12.35	H	PEAK	Pass	LF



Mode	1																																																																																			
	Band Edge																																																																																			
	2400-2483.5_802.11b_CH01_2412MHz																																																																																			
ANT	1																																																																																			
Pol.	Horizontal	Fundamental																																																																																		
Peak	<table border="1"> <thead> <tr> <th>Limit</th> <th>Read</th> <th>Ant</th> <th>Cable</th> <th>Preamp</th> <th>Aux</th> <th>APos</th> <th>TPos</th> <th>Remark</th> </tr> <tr> <th>Freq</th> <th>Level</th> <th>Line Margin</th> <th>Level Factor</th> <th>Loss Factor</th> <th>Factor</th> <th></th> <th></th> <th></th> </tr> <tr> <th>MHz</th> <th>dBuV/m</th> <th>dBuV/m</th> <th>dB</th> <th>dBuV</th> <th>dB/m</th> <th>dB</th> <th>dB</th> <th>cm</th> <th>deg</th> </tr> </thead> <tbody> <tr> <td>1</td> <td>2385.79</td> <td>55.10</td> <td>74.00</td> <td>-18.90</td> <td>43.37</td> <td>32.00</td> <td>6.60</td> <td>32.87</td> <td>6.00</td> <td>118</td> <td>84</td> <td>PEAK</td> </tr> </tbody> </table>	Limit	Read	Ant	Cable	Preamp	Aux	APos	TPos	Remark	Freq	Level	Line Margin	Level Factor	Loss Factor	Factor				MHz	dBuV/m	dBuV/m	dB	dBuV	dB/m	dB	dB	cm	deg	1	2385.79	55.10	74.00	-18.90	43.37	32.00	6.60	32.87	6.00	118	84	PEAK	<table border="1"> <thead> <tr> <th>Limit</th> <th>Read</th> <th>Ant</th> <th>Cable</th> <th>Preamp</th> <th>Aux</th> <th>APos</th> <th>TPos</th> <th>Remark</th> </tr> <tr> <th>Freq</th> <th>Level</th> <th>Line Margin</th> <th>Level Factor</th> <th>Loss Factor</th> <th>Factor</th> <th></th> <th></th> <th></th> </tr> <tr> <th>MHz</th> <th>dBuV/m</th> <th>dBuV/m</th> <th>dB</th> <th>dBuV</th> <th>dB/m</th> <th>dB</th> <th>dB</th> <th>cm</th> <th>deg</th> </tr> </thead> <tbody> <tr> <td>1</td> <td>2412.00</td> <td>106.94</td> <td>-----</td> <td>-----</td> <td>94.85</td> <td>32.27</td> <td>6.63</td> <td>32.81</td> <td>6.00</td> <td>118</td> <td>84</td> <td>PEAK</td> </tr> </tbody> </table>	Limit	Read	Ant	Cable	Preamp	Aux	APos	TPos	Remark	Freq	Level	Line Margin	Level Factor	Loss Factor	Factor				MHz	dBuV/m	dBuV/m	dB	dBuV	dB/m	dB	dB	cm	deg	1	2412.00	106.94	-----	-----	94.85	32.27	6.63	32.81	6.00	118	84	PEAK
	Limit	Read	Ant	Cable	Preamp	Aux	APos	TPos	Remark																																																																											
Freq	Level	Line Margin	Level Factor	Loss Factor	Factor																																																																															
MHz	dBuV/m	dBuV/m	dB	dBuV	dB/m	dB	dB	cm	deg																																																																											
1	2385.79	55.10	74.00	-18.90	43.37	32.00	6.60	32.87	6.00	118	84	PEAK																																																																								
Limit	Read	Ant	Cable	Preamp	Aux	APos	TPos	Remark																																																																												
Freq	Level	Line Margin	Level Factor	Loss Factor	Factor																																																																															
MHz	dBuV/m	dBuV/m	dB	dBuV	dB/m	dB	dB	cm	deg																																																																											
1	2412.00	106.94	-----	-----	94.85	32.27	6.63	32.81	6.00	118	84	PEAK																																																																								
Avg	<table border="1"> <thead> <tr> <th>Limit</th> <th>Read</th> <th>Ant</th> <th>Cable</th> <th>Preamp</th> <th>Aux</th> <th>APos</th> <th>TPos</th> <th>Remark</th> </tr> <tr> <th>Freq</th> <th>Level</th> <th>Line Margin</th> <th>Level Factor</th> <th>Loss Factor</th> <th>Factor</th> <th></th> <th></th> <th></th> </tr> <tr> <th>MHz</th> <th>dBuV/m</th> <th>dBuV/m</th> <th>dB</th> <th>dBuV</th> <th>dB/m</th> <th>dB</th> <th>dB</th> <th>cm</th> <th>deg</th> </tr> </thead> <tbody> <tr> <td>1</td> <td>2387.87</td> <td>43.50</td> <td>54.00</td> <td>-10.50</td> <td>31.73</td> <td>32.03</td> <td>6.60</td> <td>32.86</td> <td>6.00</td> <td>118</td> <td>84</td> <td>AVERAGE</td> </tr> </tbody> </table>	Limit	Read	Ant	Cable	Preamp	Aux	APos	TPos	Remark	Freq	Level	Line Margin	Level Factor	Loss Factor	Factor				MHz	dBuV/m	dBuV/m	dB	dBuV	dB/m	dB	dB	cm	deg	1	2387.87	43.50	54.00	-10.50	31.73	32.03	6.60	32.86	6.00	118	84	AVERAGE	<table border="1"> <thead> <tr> <th>Limit</th> <th>Read</th> <th>Ant</th> <th>Cable</th> <th>Preamp</th> <th>Aux</th> <th>APos</th> <th>TPos</th> <th>Remark</th> </tr> <tr> <th>Freq</th> <th>Level</th> <th>Line Margin</th> <th>Level Factor</th> <th>Loss Factor</th> <th>Factor</th> <th></th> <th></th> <th></th> </tr> <tr> <th>MHz</th> <th>dBuV/m</th> <th>dBuV/m</th> <th>dB</th> <th>dBuV</th> <th>dB/m</th> <th>dB</th> <th>dB</th> <th>cm</th> <th>deg</th> </tr> </thead> <tbody> <tr> <td>1</td> <td>2412.00</td> <td>102.30</td> <td>-----</td> <td>-----</td> <td>90.21</td> <td>32.27</td> <td>6.63</td> <td>32.81</td> <td>6.00</td> <td>118</td> <td>84</td> <td>AVERAGE</td> </tr> </tbody> </table>	Limit	Read	Ant	Cable	Preamp	Aux	APos	TPos	Remark	Freq	Level	Line Margin	Level Factor	Loss Factor	Factor				MHz	dBuV/m	dBuV/m	dB	dBuV	dB/m	dB	dB	cm	deg	1	2412.00	102.30	-----	-----	90.21	32.27	6.63	32.81	6.00	118	84	AVERAGE
Limit	Read	Ant	Cable	Preamp	Aux	APos	TPos	Remark																																																																												
Freq	Level	Line Margin	Level Factor	Loss Factor	Factor																																																																															
MHz	dBuV/m	dBuV/m	dB	dBuV	dB/m	dB	dB	cm	deg																																																																											
1	2387.87	43.50	54.00	-10.50	31.73	32.03	6.60	32.86	6.00	118	84	AVERAGE																																																																								
Limit	Read	Ant	Cable	Preamp	Aux	APos	TPos	Remark																																																																												
Freq	Level	Line Margin	Level Factor	Loss Factor	Factor																																																																															
MHz	dBuV/m	dBuV/m	dB	dBuV	dB/m	dB	dB	cm	deg																																																																											
1	2412.00	102.30	-----	-----	90.21	32.27	6.63	32.81	6.00	118	84	AVERAGE																																																																								



Mode	1																																																																																	
	Band Edge																																																																																	
	2400-2483.5_802.11b_CH01_2412MHZ																																																																																	
ANT	1																																																																																	
Pol.	Vertical	Fundamental																																																																																
Peak	<table border="1"> <thead> <tr> <th>Limit</th> <th>Read</th> <th>Ant</th> <th>Cable</th> <th>Preamp</th> <th>Aux</th> <th>APos</th> <th>TPos</th> <th>Remark</th> </tr> <tr> <th>Freq</th> <th>Level</th> <th>Line</th> <th>Margin</th> <th>Level</th> <th>Factor</th> <th>Loss</th> <th>Factor</th> <th>Factor</th> </tr> <tr> <th>MHz</th> <th>dBuV/m</th> <th>dBuV/m</th> <th>dB</th> <th>dBuV</th> <th>dB/m</th> <th>dB</th> <th>dB</th> <th>dB</th> </tr> </thead> <tbody> <tr> <td>1</td> <td>2387.74</td> <td>54.91</td> <td>74.00</td> <td>-19.09</td> <td>43.14</td> <td>32.03</td> <td>6.60</td> <td>32.06</td> <td>6.00</td> <td>381</td> <td>332</td> <td>PEAK</td> </tr> </tbody> </table>	Limit	Read	Ant	Cable	Preamp	Aux	APos	TPos	Remark	Freq	Level	Line	Margin	Level	Factor	Loss	Factor	Factor	MHz	dBuV/m	dBuV/m	dB	dBuV	dB/m	dB	dB	dB	1	2387.74	54.91	74.00	-19.09	43.14	32.03	6.60	32.06	6.00	381	332	PEAK	<table border="1"> <thead> <tr> <th>Limit</th> <th>Read</th> <th>Ant</th> <th>Cable</th> <th>Preamp</th> <th>Aux</th> <th>APos</th> <th>TPos</th> <th>Remark</th> </tr> <tr> <th>Freq</th> <th>Level</th> <th>Line</th> <th>Margin</th> <th>Level</th> <th>Factor</th> <th>Loss</th> <th>Factor</th> <th>Factor</th> </tr> <tr> <th>MHz</th> <th>dBuV/m</th> <th>dBuV/m</th> <th>dB</th> <th>dBuV</th> <th>dB/m</th> <th>dB</th> <th>dB</th> <th>dB</th> </tr> </thead> <tbody> <tr> <td>1</td> <td>2412.00</td> <td>100.18</td> <td>-----</td> <td>-----</td> <td>88.09</td> <td>32.27</td> <td>6.63</td> <td>32.81</td> <td>6.00</td> <td>381</td> <td>332</td> <td>PEAK</td> </tr> </tbody> </table>	Limit	Read	Ant	Cable	Preamp	Aux	APos	TPos	Remark	Freq	Level	Line	Margin	Level	Factor	Loss	Factor	Factor	MHz	dBuV/m	dBuV/m	dB	dBuV	dB/m	dB	dB	dB	1	2412.00	100.18	-----	-----	88.09	32.27	6.63	32.81	6.00	381	332	PEAK
	Limit	Read	Ant	Cable	Preamp	Aux	APos	TPos	Remark																																																																									
Freq	Level	Line	Margin	Level	Factor	Loss	Factor	Factor																																																																										
MHz	dBuV/m	dBuV/m	dB	dBuV	dB/m	dB	dB	dB																																																																										
1	2387.74	54.91	74.00	-19.09	43.14	32.03	6.60	32.06	6.00	381	332	PEAK																																																																						
Limit	Read	Ant	Cable	Preamp	Aux	APos	TPos	Remark																																																																										
Freq	Level	Line	Margin	Level	Factor	Loss	Factor	Factor																																																																										
MHz	dBuV/m	dBuV/m	dB	dBuV	dB/m	dB	dB	dB																																																																										
1	2412.00	100.18	-----	-----	88.09	32.27	6.63	32.81	6.00	381	332	PEAK																																																																						
Avg	<table border="1"> <thead> <tr> <th>Limit</th> <th>Read</th> <th>Ant</th> <th>Cable</th> <th>Preamp</th> <th>Aux</th> <th>APos</th> <th>TPos</th> <th>Remark</th> </tr> <tr> <th>Freq</th> <th>Level</th> <th>Line</th> <th>Margin</th> <th>Level</th> <th>Factor</th> <th>Loss</th> <th>Factor</th> <th>Factor</th> </tr> <tr> <th>MHz</th> <th>dBuV/m</th> <th>dBuV/m</th> <th>dB</th> <th>dBuV</th> <th>dB/m</th> <th>dB</th> <th>dB</th> <th>dB</th> </tr> </thead> <tbody> <tr> <td>1</td> <td>2387.61</td> <td>42.46</td> <td>54.00</td> <td>-11.54</td> <td>30.69</td> <td>32.03</td> <td>6.60</td> <td>32.06</td> <td>6.00</td> <td>381</td> <td>332</td> <td>AVERAGE</td> </tr> </tbody> </table>	Limit	Read	Ant	Cable	Preamp	Aux	APos	TPos	Remark	Freq	Level	Line	Margin	Level	Factor	Loss	Factor	Factor	MHz	dBuV/m	dBuV/m	dB	dBuV	dB/m	dB	dB	dB	1	2387.61	42.46	54.00	-11.54	30.69	32.03	6.60	32.06	6.00	381	332	AVERAGE	<table border="1"> <thead> <tr> <th>Limit</th> <th>Read</th> <th>Ant</th> <th>Cable</th> <th>Preamp</th> <th>Aux</th> <th>APos</th> <th>TPos</th> <th>Remark</th> </tr> <tr> <th>Freq</th> <th>Level</th> <th>Line</th> <th>Margin</th> <th>Level</th> <th>Factor</th> <th>Loss</th> <th>Factor</th> <th>Factor</th> </tr> <tr> <th>MHz</th> <th>dBuV/m</th> <th>dBuV/m</th> <th>dB</th> <th>dBuV</th> <th>dB/m</th> <th>dB</th> <th>dB</th> <th>dB</th> </tr> </thead> <tbody> <tr> <td>1</td> <td>2412.00</td> <td>95.44</td> <td>-----</td> <td>-----</td> <td>83.37</td> <td>32.26</td> <td>6.63</td> <td>32.82</td> <td>6.00</td> <td>381</td> <td>332</td> <td>AVERAGE</td> </tr> </tbody> </table>	Limit	Read	Ant	Cable	Preamp	Aux	APos	TPos	Remark	Freq	Level	Line	Margin	Level	Factor	Loss	Factor	Factor	MHz	dBuV/m	dBuV/m	dB	dBuV	dB/m	dB	dB	dB	1	2412.00	95.44	-----	-----	83.37	32.26	6.63	32.82	6.00	381	332	AVERAGE
Limit	Read	Ant	Cable	Preamp	Aux	APos	TPos	Remark																																																																										
Freq	Level	Line	Margin	Level	Factor	Loss	Factor	Factor																																																																										
MHz	dBuV/m	dBuV/m	dB	dBuV	dB/m	dB	dB	dB																																																																										
1	2387.61	42.46	54.00	-11.54	30.69	32.03	6.60	32.06	6.00	381	332	AVERAGE																																																																						
Limit	Read	Ant	Cable	Preamp	Aux	APos	TPos	Remark																																																																										
Freq	Level	Line	Margin	Level	Factor	Loss	Factor	Factor																																																																										
MHz	dBuV/m	dBuV/m	dB	dBuV	dB/m	dB	dB	dB																																																																										
1	2412.00	95.44	-----	-----	83.37	32.26	6.63	32.82	6.00	381	332	AVERAGE																																																																						



	1																																																																																																													
Mode	Harmonic																																																																																																													
	2400-2483.5_802.11b_CH01_2412MHz																																																																																																													
ANT	1																																																																																																													
Pol.	Horizontal	Vertical																																																																																																												
Peak Avg	<table border="1"> <thead> <tr> <th>Limit</th> <th>Read</th> <th>Ant</th> <th>Cable</th> <th>Preamp</th> <th>Aux</th> <th>APos</th> <th>TPos</th> <th>Remark</th> </tr> <tr> <th>Freq</th> <th>Level</th> <th>Line Margin</th> <th>Level Factor</th> <th>Loss Factor</th> <th>Factor</th> <th></th> <th></th> <th></th> </tr> <tr> <th>MHz</th> <th>dBuV/m</th> <th>dBuV/m</th> <th>dB</th> <th>dBuV</th> <th>dB/m</th> <th>dB</th> <th>dB</th> <th>cm</th> <th>deg</th> </tr> </thead> <tbody> <tr> <td>1</td> <td>4824.00</td> <td>53.52</td> <td>74.00</td> <td>-20.48</td> <td>70.76</td> <td>34.20</td> <td>9.47</td> <td>60.91</td> <td>0.00</td> <td>102</td> <td>76</td> <td>PEAK</td> </tr> <tr> <td>2</td> <td>4824.00</td> <td>49.62</td> <td>54.00</td> <td>-4.38</td> <td>66.86</td> <td>34.20</td> <td>9.47</td> <td>60.91</td> <td>0.00</td> <td>102</td> <td>76</td> <td>AVERAGE</td> </tr> </tbody> </table>	Limit	Read	Ant	Cable	Preamp	Aux	APos	TPos	Remark	Freq	Level	Line Margin	Level Factor	Loss Factor	Factor				MHz	dBuV/m	dBuV/m	dB	dBuV	dB/m	dB	dB	cm	deg	1	4824.00	53.52	74.00	-20.48	70.76	34.20	9.47	60.91	0.00	102	76	PEAK	2	4824.00	49.62	54.00	-4.38	66.86	34.20	9.47	60.91	0.00	102	76	AVERAGE	<table border="1"> <thead> <tr> <th>Limit</th> <th>Read</th> <th>Ant</th> <th>Cable</th> <th>Preamp</th> <th>Aux</th> <th>APos</th> <th>TPos</th> <th>Remark</th> </tr> <tr> <th>Freq</th> <th>Level</th> <th>Line Margin</th> <th>Level Factor</th> <th>Loss Factor</th> <th>Factor</th> <th></th> <th></th> <th></th> </tr> <tr> <th>MHz</th> <th>dBuV/m</th> <th>dBuV/m</th> <th>dB</th> <th>dBuV</th> <th>dB/m</th> <th>dB</th> <th>dB</th> <th>cm</th> <th>deg</th> </tr> </thead> <tbody> <tr> <td>1</td> <td>4824.00</td> <td>51.55</td> <td>74.00</td> <td>-22.45</td> <td>68.79</td> <td>34.20</td> <td>9.47</td> <td>60.91</td> <td>0.00</td> <td>387</td> <td>327</td> <td>PEAK</td> </tr> <tr> <td>2</td> <td>4824.00</td> <td>48.39</td> <td>54.00</td> <td>-5.61</td> <td>65.63</td> <td>34.20</td> <td>9.47</td> <td>60.91</td> <td>0.00</td> <td>387</td> <td>327</td> <td>AVERAGE</td> </tr> </tbody> </table>	Limit	Read	Ant	Cable	Preamp	Aux	APos	TPos	Remark	Freq	Level	Line Margin	Level Factor	Loss Factor	Factor				MHz	dBuV/m	dBuV/m	dB	dBuV	dB/m	dB	dB	cm	deg	1	4824.00	51.55	74.00	-22.45	68.79	34.20	9.47	60.91	0.00	387	327	PEAK	2	4824.00	48.39	54.00	-5.61	65.63	34.20	9.47	60.91	0.00	387	327	AVERAGE
	Limit	Read	Ant	Cable	Preamp	Aux	APos	TPos	Remark																																																																																																					
Freq	Level	Line Margin	Level Factor	Loss Factor	Factor																																																																																																									
MHz	dBuV/m	dBuV/m	dB	dBuV	dB/m	dB	dB	cm	deg																																																																																																					
1	4824.00	53.52	74.00	-20.48	70.76	34.20	9.47	60.91	0.00	102	76	PEAK																																																																																																		
2	4824.00	49.62	54.00	-4.38	66.86	34.20	9.47	60.91	0.00	102	76	AVERAGE																																																																																																		
Limit	Read	Ant	Cable	Preamp	Aux	APos	TPos	Remark																																																																																																						
Freq	Level	Line Margin	Level Factor	Loss Factor	Factor																																																																																																									
MHz	dBuV/m	dBuV/m	dB	dBuV	dB/m	dB	dB	cm	deg																																																																																																					
1	4824.00	51.55	74.00	-22.45	68.79	34.20	9.47	60.91	0.00	387	327	PEAK																																																																																																		
2	4824.00	48.39	54.00	-5.61	65.63	34.20	9.47	60.91	0.00	387	327	AVERAGE																																																																																																		
Peak																																																																																																														



Mode	2																																																																																																																																							
	Harmonic																																																																																																																																							
	2400-2483.5_802.11b_CH06_2437MHz																																																																																																																																							
ANT	1																																																																																																																																							
Pol.	Horizontal	Vertical																																																																																																																																						
Peak Avg	<table border="1"> <thead> <tr> <th>Limit</th> <th>Read</th> <th>Ant</th> <th>Cable</th> <th>Preamp</th> <th>Aux</th> <th>APos</th> <th>TPos</th> <th>Remark</th> </tr> <tr> <th>Freq</th> <th>Level</th> <th>Line Margin</th> <th>Level</th> <th>Factor</th> <th>Loss Factor</th> <th>Factor</th> <th></th> <th></th> </tr> <tr> <th>MHz</th> <th>dBuV/m</th> <th>dBuV/m</th> <th>dB</th> <th>dBuV</th> <th>dB/m</th> <th>dB</th> <th>dB</th> <th>cm</th> <th>deg</th> </tr> </thead> <tbody> <tr> <td>1</td> <td>4874.00</td> <td>52.71</td> <td>74.00</td> <td>-21.29</td> <td>69.86</td> <td>34.20</td> <td>9.52</td> <td>60.87</td> <td>0.00</td> <td>101</td> <td>192</td> <td>PEAK</td> </tr> <tr> <td>2</td> <td>4874.00</td> <td>49.45</td> <td>54.00</td> <td>-4.55</td> <td>66.60</td> <td>34.20</td> <td>9.52</td> <td>60.87</td> <td>0.00</td> <td>101</td> <td>192</td> <td>AVERAGE</td> </tr> <tr> <td>3</td> <td>7311.00</td> <td>45.83</td> <td>74.00</td> <td>-28.17</td> <td>58.83</td> <td>35.64</td> <td>11.69</td> <td>60.33</td> <td>0.00</td> <td>---</td> <td>---</td> <td>PEAK</td> </tr> </tbody> </table>	Limit	Read	Ant	Cable	Preamp	Aux	APos	TPos	Remark	Freq	Level	Line Margin	Level	Factor	Loss Factor	Factor			MHz	dBuV/m	dBuV/m	dB	dBuV	dB/m	dB	dB	cm	deg	1	4874.00	52.71	74.00	-21.29	69.86	34.20	9.52	60.87	0.00	101	192	PEAK	2	4874.00	49.45	54.00	-4.55	66.60	34.20	9.52	60.87	0.00	101	192	AVERAGE	3	7311.00	45.83	74.00	-28.17	58.83	35.64	11.69	60.33	0.00	---	---	PEAK	<table border="1"> <thead> <tr> <th>Limit</th> <th>Read</th> <th>Ant</th> <th>Cable</th> <th>Preamp</th> <th>Aux</th> <th>APos</th> <th>TPos</th> <th>Remark</th> </tr> <tr> <th>Freq</th> <th>Level</th> <th>Line Margin</th> <th>Level</th> <th>Factor</th> <th>Loss Factor</th> <th>Factor</th> <th></th> <th></th> </tr> <tr> <th>MHz</th> <th>dBuV/m</th> <th>dBuV/m</th> <th>dB</th> <th>dBuV</th> <th>dB/m</th> <th>dB</th> <th>dB</th> <th>cm</th> <th>deg</th> </tr> </thead> <tbody> <tr> <td>1</td> <td>4874.00</td> <td>51.16</td> <td>74.00</td> <td>-22.84</td> <td>68.31</td> <td>34.20</td> <td>9.52</td> <td>60.87</td> <td>0.00</td> <td>318</td> <td>331</td> <td>PEAK</td> </tr> <tr> <td>2</td> <td>4874.00</td> <td>48.06</td> <td>54.00</td> <td>-5.94</td> <td>65.21</td> <td>34.20</td> <td>9.52</td> <td>60.87</td> <td>0.00</td> <td>318</td> <td>331</td> <td>AVERAGE</td> </tr> <tr> <td>3</td> <td>7311.00</td> <td>45.92</td> <td>74.00</td> <td>-28.08</td> <td>58.92</td> <td>35.64</td> <td>11.69</td> <td>60.33</td> <td>0.00</td> <td>---</td> <td>---</td> <td>PEAK</td> </tr> </tbody> </table>	Limit	Read	Ant	Cable	Preamp	Aux	APos	TPos	Remark	Freq	Level	Line Margin	Level	Factor	Loss Factor	Factor			MHz	dBuV/m	dBuV/m	dB	dBuV	dB/m	dB	dB	cm	deg	1	4874.00	51.16	74.00	-22.84	68.31	34.20	9.52	60.87	0.00	318	331	PEAK	2	4874.00	48.06	54.00	-5.94	65.21	34.20	9.52	60.87	0.00	318	331	AVERAGE	3	7311.00	45.92	74.00	-28.08	58.92	35.64	11.69	60.33	0.00	---	---	PEAK
Limit	Read	Ant	Cable	Preamp	Aux	APos	TPos	Remark																																																																																																																																
Freq	Level	Line Margin	Level	Factor	Loss Factor	Factor																																																																																																																																		
MHz	dBuV/m	dBuV/m	dB	dBuV	dB/m	dB	dB	cm	deg																																																																																																																															
1	4874.00	52.71	74.00	-21.29	69.86	34.20	9.52	60.87	0.00	101	192	PEAK																																																																																																																												
2	4874.00	49.45	54.00	-4.55	66.60	34.20	9.52	60.87	0.00	101	192	AVERAGE																																																																																																																												
3	7311.00	45.83	74.00	-28.17	58.83	35.64	11.69	60.33	0.00	---	---	PEAK																																																																																																																												
Limit	Read	Ant	Cable	Preamp	Aux	APos	TPos	Remark																																																																																																																																
Freq	Level	Line Margin	Level	Factor	Loss Factor	Factor																																																																																																																																		
MHz	dBuV/m	dBuV/m	dB	dBuV	dB/m	dB	dB	cm	deg																																																																																																																															
1	4874.00	51.16	74.00	-22.84	68.31	34.20	9.52	60.87	0.00	318	331	PEAK																																																																																																																												
2	4874.00	48.06	54.00	-5.94	65.21	34.20	9.52	60.87	0.00	318	331	AVERAGE																																																																																																																												
3	7311.00	45.92	74.00	-28.08	58.92	35.64	11.69	60.33	0.00	---	---	PEAK																																																																																																																												



Mode	3																																																																																																													
	Band Edge																																																																																																													
	2400-2483.5_802.11b_CH11_2462MHz																																																																																																													
ANT	1																																																																																																													
Pol.	Horizontal	Fundamental																																																																																																												
Peak	<table border="1"> <thead> <tr> <th>Limit</th> <th>Read</th> <th>Ant</th> <th>Cable</th> <th>Preamp</th> <th>Aux</th> <th>APos</th> <th>TPos</th> <th>Remark</th> </tr> <tr> <th>Freq</th> <th>Level</th> <th>Line</th> <th>Margin</th> <th>Level</th> <th>Factor</th> <th>Loss</th> <th>Factor</th> <th>Factor</th> </tr> <tr> <th>MHz</th> <th>dBuV/m</th> <th>dBuV/m</th> <th>dB</th> <th>dBuV</th> <th>dB/m</th> <th>dB</th> <th>dB</th> <th>dB</th> </tr> </thead> <tbody> <tr> <td>1 2484.19</td> <td>58.11</td> <td>74.00</td> <td>-15.89</td> <td>45.23</td> <td>32.77</td> <td>6.73</td> <td>32.62</td> <td>6.00</td> </tr> <tr> <td></td> <td></td> <td></td> <td></td> <td></td> <td></td> <td></td> <td></td> <td>110 93 PEAK</td> </tr> </tbody> </table>	Limit	Read	Ant	Cable	Preamp	Aux	APos	TPos	Remark	Freq	Level	Line	Margin	Level	Factor	Loss	Factor	Factor	MHz	dBuV/m	dBuV/m	dB	dBuV	dB/m	dB	dB	dB	1 2484.19	58.11	74.00	-15.89	45.23	32.77	6.73	32.62	6.00									110 93 PEAK	<table border="1"> <thead> <tr> <th>Limit</th> <th>Read</th> <th>Ant</th> <th>Cable</th> <th>Preamp</th> <th>Aux</th> <th>APos</th> <th>TPos</th> <th>Remark</th> </tr> <tr> <th>Freq</th> <th>Level</th> <th>Line</th> <th>Margin</th> <th>Level</th> <th>Factor</th> <th>Loss</th> <th>Factor</th> <th>Factor</th> </tr> <tr> <th>MHz</th> <th>dBuV/m</th> <th>dBuV/m</th> <th>dB</th> <th>dBuV</th> <th>dB/m</th> <th>dB</th> <th>dB</th> <th>dB</th> </tr> </thead> <tbody> <tr> <td>1 2462.00</td> <td>107.01</td> <td>-----</td> <td>-----</td> <td>94.37</td> <td>32.61</td> <td>6.71</td> <td>32.68</td> <td>6.00</td> </tr> <tr> <td></td> <td></td> <td></td> <td></td> <td></td> <td></td> <td></td> <td></td> <td></td> </tr> <tr> <td></td> <td></td> <td></td> <td></td> <td></td> <td></td> <td></td> <td></td> <td>110 93 PEAK</td> </tr> </tbody> </table>	Limit	Read	Ant	Cable	Preamp	Aux	APos	TPos	Remark	Freq	Level	Line	Margin	Level	Factor	Loss	Factor	Factor	MHz	dBuV/m	dBuV/m	dB	dBuV	dB/m	dB	dB	dB	1 2462.00	107.01	-----	-----	94.37	32.61	6.71	32.68	6.00																		110 93 PEAK									
Limit	Read	Ant	Cable	Preamp	Aux	APos	TPos	Remark																																																																																																						
Freq	Level	Line	Margin	Level	Factor	Loss	Factor	Factor																																																																																																						
MHz	dBuV/m	dBuV/m	dB	dBuV	dB/m	dB	dB	dB																																																																																																						
1 2484.19	58.11	74.00	-15.89	45.23	32.77	6.73	32.62	6.00																																																																																																						
								110 93 PEAK																																																																																																						
Limit	Read	Ant	Cable	Preamp	Aux	APos	TPos	Remark																																																																																																						
Freq	Level	Line	Margin	Level	Factor	Loss	Factor	Factor																																																																																																						
MHz	dBuV/m	dBuV/m	dB	dBuV	dB/m	dB	dB	dB																																																																																																						
1 2462.00	107.01	-----	-----	94.37	32.61	6.71	32.68	6.00																																																																																																						
								110 93 PEAK																																																																																																						
Avg	<table border="1"> <thead> <tr> <th>Limit</th> <th>Read</th> <th>Ant</th> <th>Cable</th> <th>Preamp</th> <th>Aux</th> <th>APos</th> <th>TPos</th> <th>Remark</th> </tr> <tr> <th>Freq</th> <th>Level</th> <th>Line</th> <th>Margin</th> <th>Level</th> <th>Factor</th> <th>Loss</th> <th>Factor</th> <th>Factor</th> </tr> <tr> <th>MHz</th> <th>dBuV/m</th> <th>dBuV/m</th> <th>dB</th> <th>dBuV</th> <th>dB/m</th> <th>dB</th> <th>dB</th> <th>dB</th> </tr> </thead> <tbody> <tr> <td>1 2484.04</td> <td>44.89</td> <td>54.00</td> <td>-9.11</td> <td>32.01</td> <td>32.77</td> <td>6.73</td> <td>32.62</td> <td>6.00</td> </tr> <tr> <td></td> <td></td> <td></td> <td></td> <td></td> <td></td> <td></td> <td></td> <td></td> </tr> <tr> <td></td> <td></td> <td></td> <td></td> <td></td> <td></td> <td></td> <td></td> <td>110 93 AVERAGE</td> </tr> </tbody> </table>	Limit	Read	Ant	Cable	Preamp	Aux	APos	TPos	Remark	Freq	Level	Line	Margin	Level	Factor	Loss	Factor	Factor	MHz	dBuV/m	dBuV/m	dB	dBuV	dB/m	dB	dB	dB	1 2484.04	44.89	54.00	-9.11	32.01	32.77	6.73	32.62	6.00																		110 93 AVERAGE	<table border="1"> <thead> <tr> <th>Limit</th> <th>Read</th> <th>Ant</th> <th>Cable</th> <th>Preamp</th> <th>Aux</th> <th>APos</th> <th>TPos</th> <th>Remark</th> </tr> <tr> <th>Freq</th> <th>Level</th> <th>Line</th> <th>Margin</th> <th>Level</th> <th>Factor</th> <th>Loss</th> <th>Factor</th> <th>Factor</th> </tr> <tr> <th>MHz</th> <th>dBuV/m</th> <th>dBuV/m</th> <th>dB</th> <th>dBuV</th> <th>dB/m</th> <th>dB</th> <th>dB</th> <th>dB</th> </tr> </thead> <tbody> <tr> <td>1 2462.00</td> <td>102.54</td> <td>-----</td> <td>-----</td> <td>89.92</td> <td>32.60</td> <td>6.70</td> <td>32.68</td> <td>6.00</td> </tr> <tr> <td></td> <td></td> <td></td> <td></td> <td></td> <td></td> <td></td> <td></td> <td></td> </tr> <tr> <td></td> <td></td> <td></td> <td></td> <td></td> <td></td> <td></td> <td></td> <td>110 93 AVERAGE</td> </tr> </tbody> </table>	Limit	Read	Ant	Cable	Preamp	Aux	APos	TPos	Remark	Freq	Level	Line	Margin	Level	Factor	Loss	Factor	Factor	MHz	dBuV/m	dBuV/m	dB	dBuV	dB/m	dB	dB	dB	1 2462.00	102.54	-----	-----	89.92	32.60	6.70	32.68	6.00																		110 93 AVERAGE
Limit	Read	Ant	Cable	Preamp	Aux	APos	TPos	Remark																																																																																																						
Freq	Level	Line	Margin	Level	Factor	Loss	Factor	Factor																																																																																																						
MHz	dBuV/m	dBuV/m	dB	dBuV	dB/m	dB	dB	dB																																																																																																						
1 2484.04	44.89	54.00	-9.11	32.01	32.77	6.73	32.62	6.00																																																																																																						
								110 93 AVERAGE																																																																																																						
Limit	Read	Ant	Cable	Preamp	Aux	APos	TPos	Remark																																																																																																						
Freq	Level	Line	Margin	Level	Factor	Loss	Factor	Factor																																																																																																						
MHz	dBuV/m	dBuV/m	dB	dBuV	dB/m	dB	dB	dB																																																																																																						
1 2462.00	102.54	-----	-----	89.92	32.60	6.70	32.68	6.00																																																																																																						
								110 93 AVERAGE																																																																																																						

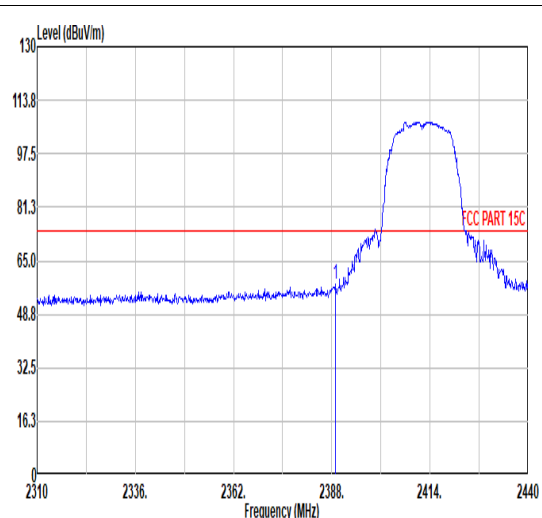
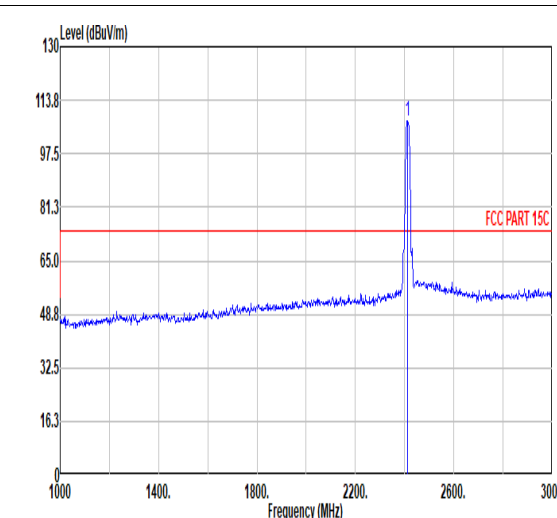
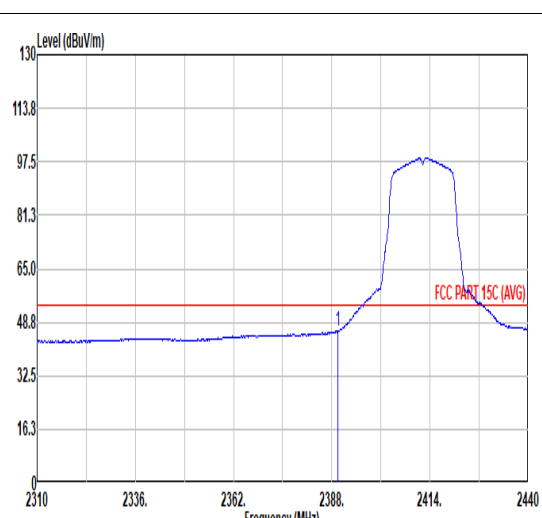
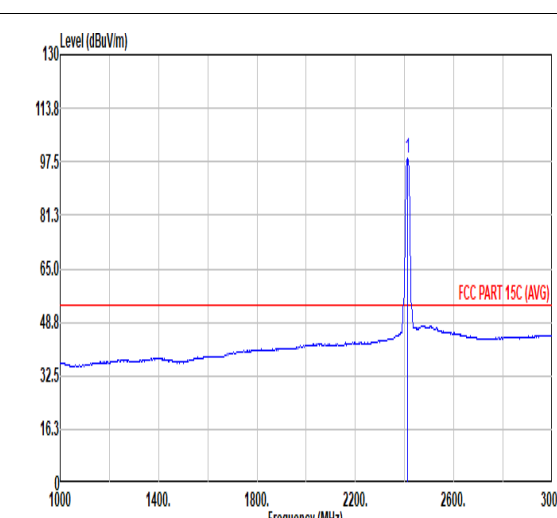


Mode	3																																																																																	
	Band Edge																																																																																	
	2400-2483.5_802.11b_CH11_2462MHz																																																																																	
ANT	1																																																																																	
Pol.	Vertical	Fundamental																																																																																
Peak	<table border="1"> <thead> <tr> <th>Limit</th> <th>Read</th> <th>Ant</th> <th>Cable</th> <th>Preamp</th> <th>Aux</th> <th>APos</th> <th>TPos</th> <th>Remark</th> </tr> <tr> <th>Freq</th> <th>Level</th> <th>Line</th> <th>Margin</th> <th>Level</th> <th>Factor</th> <th>Loss</th> <th>Factor</th> <th>Factor</th> </tr> <tr> <th>MHz</th> <th>dBuV/m</th> <th>dBuV/m</th> <th>dB</th> <th>dBuV</th> <th>dB/m</th> <th>dB</th> <th>dB</th> <th>dB</th> </tr> </thead> <tbody> <tr> <td>1</td> <td>2493.58</td> <td>56.96</td> <td>74.00</td> <td>-17.04</td> <td>43.96</td> <td>32.85</td> <td>6.75</td> <td>32.60</td> <td>6.00</td> <td>365</td> <td>334</td> <td>PEAK</td> </tr> </tbody> </table>	Limit	Read	Ant	Cable	Preamp	Aux	APos	TPos	Remark	Freq	Level	Line	Margin	Level	Factor	Loss	Factor	Factor	MHz	dBuV/m	dBuV/m	dB	dBuV	dB/m	dB	dB	dB	1	2493.58	56.96	74.00	-17.04	43.96	32.85	6.75	32.60	6.00	365	334	PEAK	<table border="1"> <thead> <tr> <th>Limit</th> <th>Read</th> <th>Ant</th> <th>Cable</th> <th>Preamp</th> <th>Aux</th> <th>APos</th> <th>TPos</th> <th>Remark</th> </tr> <tr> <th>Freq</th> <th>Level</th> <th>Line</th> <th>Margin</th> <th>Level</th> <th>Factor</th> <th>Loss</th> <th>Factor</th> <th>Factor</th> </tr> <tr> <th>MHz</th> <th>dBuV/m</th> <th>dBuV/m</th> <th>dB</th> <th>dBuV</th> <th>dB/m</th> <th>dB</th> <th>dB</th> <th>dB</th> </tr> </thead> <tbody> <tr> <td>1</td> <td>2462.00</td> <td>99.82</td> <td>-----</td> <td>-----</td> <td>87.20</td> <td>32.60</td> <td>6.70</td> <td>32.68</td> <td>6.00</td> <td>365</td> <td>334</td> <td>PEAK</td> </tr> </tbody> </table>	Limit	Read	Ant	Cable	Preamp	Aux	APos	TPos	Remark	Freq	Level	Line	Margin	Level	Factor	Loss	Factor	Factor	MHz	dBuV/m	dBuV/m	dB	dBuV	dB/m	dB	dB	dB	1	2462.00	99.82	-----	-----	87.20	32.60	6.70	32.68	6.00	365	334	PEAK
Limit	Read	Ant	Cable	Preamp	Aux	APos	TPos	Remark																																																																										
Freq	Level	Line	Margin	Level	Factor	Loss	Factor	Factor																																																																										
MHz	dBuV/m	dBuV/m	dB	dBuV	dB/m	dB	dB	dB																																																																										
1	2493.58	56.96	74.00	-17.04	43.96	32.85	6.75	32.60	6.00	365	334	PEAK																																																																						
Limit	Read	Ant	Cable	Preamp	Aux	APos	TPos	Remark																																																																										
Freq	Level	Line	Margin	Level	Factor	Loss	Factor	Factor																																																																										
MHz	dBuV/m	dBuV/m	dB	dBuV	dB/m	dB	dB	dB																																																																										
1	2462.00	99.82	-----	-----	87.20	32.60	6.70	32.68	6.00	365	334	PEAK																																																																						
Avg	<table border="1"> <thead> <tr> <th>Limit</th> <th>Read</th> <th>Ant</th> <th>Cable</th> <th>Preamp</th> <th>Aux</th> <th>APos</th> <th>TPos</th> <th>Remark</th> </tr> <tr> <th>Freq</th> <th>Level</th> <th>Line</th> <th>Margin</th> <th>Level</th> <th>Factor</th> <th>Loss</th> <th>Factor</th> <th>Factor</th> </tr> <tr> <th>MHz</th> <th>dBuV/m</th> <th>dBuV/m</th> <th>dB</th> <th>dBuV</th> <th>dB/m</th> <th>dB</th> <th>dB</th> <th>dB</th> </tr> </thead> <tbody> <tr> <td>1</td> <td>2498.78</td> <td>43.62</td> <td>54.00</td> <td>-10.38</td> <td>30.57</td> <td>32.89</td> <td>6.75</td> <td>32.59</td> <td>6.00</td> <td>365</td> <td>334</td> <td>AVERAGE</td> </tr> </tbody> </table>	Limit	Read	Ant	Cable	Preamp	Aux	APos	TPos	Remark	Freq	Level	Line	Margin	Level	Factor	Loss	Factor	Factor	MHz	dBuV/m	dBuV/m	dB	dBuV	dB/m	dB	dB	dB	1	2498.78	43.62	54.00	-10.38	30.57	32.89	6.75	32.59	6.00	365	334	AVERAGE	<table border="1"> <thead> <tr> <th>Limit</th> <th>Read</th> <th>Ant</th> <th>Cable</th> <th>Preamp</th> <th>Aux</th> <th>APos</th> <th>TPos</th> <th>Remark</th> </tr> <tr> <th>Freq</th> <th>Level</th> <th>Line</th> <th>Margin</th> <th>Level</th> <th>Factor</th> <th>Loss</th> <th>Factor</th> <th>Factor</th> </tr> <tr> <th>MHz</th> <th>dBuV/m</th> <th>dBuV/m</th> <th>dB</th> <th>dBuV</th> <th>dB/m</th> <th>dB</th> <th>dB</th> <th>dB</th> </tr> </thead> <tbody> <tr> <td>1</td> <td>2462.00</td> <td>94.89</td> <td>-----</td> <td>-----</td> <td>82.27</td> <td>32.60</td> <td>6.70</td> <td>32.68</td> <td>6.00</td> <td>365</td> <td>334</td> <td>AVERAGE</td> </tr> </tbody> </table>	Limit	Read	Ant	Cable	Preamp	Aux	APos	TPos	Remark	Freq	Level	Line	Margin	Level	Factor	Loss	Factor	Factor	MHz	dBuV/m	dBuV/m	dB	dBuV	dB/m	dB	dB	dB	1	2462.00	94.89	-----	-----	82.27	32.60	6.70	32.68	6.00	365	334	AVERAGE
Limit	Read	Ant	Cable	Preamp	Aux	APos	TPos	Remark																																																																										
Freq	Level	Line	Margin	Level	Factor	Loss	Factor	Factor																																																																										
MHz	dBuV/m	dBuV/m	dB	dBuV	dB/m	dB	dB	dB																																																																										
1	2498.78	43.62	54.00	-10.38	30.57	32.89	6.75	32.59	6.00	365	334	AVERAGE																																																																						
Limit	Read	Ant	Cable	Preamp	Aux	APos	TPos	Remark																																																																										
Freq	Level	Line	Margin	Level	Factor	Loss	Factor	Factor																																																																										
MHz	dBuV/m	dBuV/m	dB	dBuV	dB/m	dB	dB	dB																																																																										
1	2462.00	94.89	-----	-----	82.27	32.60	6.70	32.68	6.00	365	334	AVERAGE																																																																						



Mode	3																																																																																																																																							
	Harmonic																																																																																																																																							
	2400-2483.5_802.11b_CH11_2462MHz																																																																																																																																							
ANT	1																																																																																																																																							
Pol.	Horizontal	Vertical																																																																																																																																						
Peak Avg	<table border="1"> <thead> <tr> <th>Limit</th> <th>Read</th> <th>Ant</th> <th>Cable</th> <th>Preamp</th> <th>Aux</th> <th>APos</th> <th>TPos</th> <th>Remark</th> </tr> <tr> <th>Freq</th> <th>Level</th> <th>Line Margin</th> <th>Level</th> <th>Factor</th> <th>Loss Factor</th> <th>Factor</th> <th></th> <th></th> </tr> <tr> <th>MHz</th> <th>dBuV/m</th> <th>dBuV/m</th> <th>dB</th> <th>dBuV</th> <th>dB/m</th> <th>dB</th> <th>dB</th> <th>cm</th> <th>deg</th> </tr> </thead> <tbody> <tr> <td>1</td> <td>4924.00</td> <td>51.71</td> <td>74.00</td> <td>-22.29</td> <td>68.77</td> <td>34.20</td> <td>9.57</td> <td>60.83</td> <td>0.00</td> <td>102</td> <td>79</td> <td>PEAK</td> </tr> <tr> <td>2</td> <td>4924.00</td> <td>48.53</td> <td>54.00</td> <td>-5.47</td> <td>65.59</td> <td>34.20</td> <td>9.57</td> <td>60.83</td> <td>0.00</td> <td>102</td> <td>79</td> <td>AVERAGE</td> </tr> <tr> <td>3</td> <td>7386.00</td> <td>44.35</td> <td>74.00</td> <td>-29.65</td> <td>57.39</td> <td>35.73</td> <td>11.72</td> <td>60.49</td> <td>0.00</td> <td>---</td> <td>---</td> <td>PEAK</td> </tr> </tbody> </table>	Limit	Read	Ant	Cable	Preamp	Aux	APos	TPos	Remark	Freq	Level	Line Margin	Level	Factor	Loss Factor	Factor			MHz	dBuV/m	dBuV/m	dB	dBuV	dB/m	dB	dB	cm	deg	1	4924.00	51.71	74.00	-22.29	68.77	34.20	9.57	60.83	0.00	102	79	PEAK	2	4924.00	48.53	54.00	-5.47	65.59	34.20	9.57	60.83	0.00	102	79	AVERAGE	3	7386.00	44.35	74.00	-29.65	57.39	35.73	11.72	60.49	0.00	---	---	PEAK	<table border="1"> <thead> <tr> <th>Limit</th> <th>Read</th> <th>Ant</th> <th>Cable</th> <th>Preamp</th> <th>Aux</th> <th>APos</th> <th>TPos</th> <th>Remark</th> </tr> <tr> <th>Freq</th> <th>Level</th> <th>Line Margin</th> <th>Level</th> <th>Factor</th> <th>Loss Factor</th> <th>Factor</th> <th></th> <th></th> </tr> <tr> <th>MHz</th> <th>dBuV/m</th> <th>dBuV/m</th> <th>dB</th> <th>dBuV</th> <th>dB/m</th> <th>dB</th> <th>dB</th> <th>cm</th> <th>deg</th> </tr> </thead> <tbody> <tr> <td>1</td> <td>4924.00</td> <td>47.04</td> <td>74.00</td> <td>-26.96</td> <td>64.10</td> <td>34.20</td> <td>9.57</td> <td>60.83</td> <td>0.00</td> <td>300</td> <td>0</td> <td>PEAK</td> </tr> <tr> <td>2</td> <td>4924.00</td> <td>42.36</td> <td>54.00</td> <td>-11.64</td> <td>59.42</td> <td>34.20</td> <td>9.57</td> <td>60.83</td> <td>0.00</td> <td>300</td> <td>0</td> <td>AVERAGE</td> </tr> <tr> <td>3</td> <td>7386.00</td> <td>45.14</td> <td>74.00</td> <td>-28.86</td> <td>58.18</td> <td>35.73</td> <td>11.72</td> <td>60.49</td> <td>0.00</td> <td>---</td> <td>---</td> <td>PEAK</td> </tr> </tbody> </table>	Limit	Read	Ant	Cable	Preamp	Aux	APos	TPos	Remark	Freq	Level	Line Margin	Level	Factor	Loss Factor	Factor			MHz	dBuV/m	dBuV/m	dB	dBuV	dB/m	dB	dB	cm	deg	1	4924.00	47.04	74.00	-26.96	64.10	34.20	9.57	60.83	0.00	300	0	PEAK	2	4924.00	42.36	54.00	-11.64	59.42	34.20	9.57	60.83	0.00	300	0	AVERAGE	3	7386.00	45.14	74.00	-28.86	58.18	35.73	11.72	60.49	0.00	---	---	PEAK
Limit	Read	Ant	Cable	Preamp	Aux	APos	TPos	Remark																																																																																																																																
Freq	Level	Line Margin	Level	Factor	Loss Factor	Factor																																																																																																																																		
MHz	dBuV/m	dBuV/m	dB	dBuV	dB/m	dB	dB	cm	deg																																																																																																																															
1	4924.00	51.71	74.00	-22.29	68.77	34.20	9.57	60.83	0.00	102	79	PEAK																																																																																																																												
2	4924.00	48.53	54.00	-5.47	65.59	34.20	9.57	60.83	0.00	102	79	AVERAGE																																																																																																																												
3	7386.00	44.35	74.00	-29.65	57.39	35.73	11.72	60.49	0.00	---	---	PEAK																																																																																																																												
Limit	Read	Ant	Cable	Preamp	Aux	APos	TPos	Remark																																																																																																																																
Freq	Level	Line Margin	Level	Factor	Loss Factor	Factor																																																																																																																																		
MHz	dBuV/m	dBuV/m	dB	dBuV	dB/m	dB	dB	cm	deg																																																																																																																															
1	4924.00	47.04	74.00	-26.96	64.10	34.20	9.57	60.83	0.00	300	0	PEAK																																																																																																																												
2	4924.00	42.36	54.00	-11.64	59.42	34.20	9.57	60.83	0.00	300	0	AVERAGE																																																																																																																												
3	7386.00	45.14	74.00	-28.86	58.18	35.73	11.72	60.49	0.00	---	---	PEAK																																																																																																																												



Mode	4																																																																																			
	Band Edge																																																																																			
	2400-2483.5_802.11g_CH01_2412MHz																																																																																			
ANT	1																																																																																			
Pol.	Horizontal	Fundamental																																																																																		
Peak	 <p>Level (dBuV/m) vs Frequency (MHz) for Horizontal polarization. The plot shows a peak at approximately 2412 MHz. A red horizontal line indicates the FCC PART 15C limit at 74.00 dBuV/m.</p> <table border="1"> <thead> <tr> <th>Limit</th> <th>Read</th> <th>Ant</th> <th>Cable</th> <th>Preamp</th> <th>Aux</th> <th>APos</th> <th>TPos</th> <th>Remark</th> </tr> <tr> <th>Freq</th> <th>Level</th> <th>Line Margin</th> <th>Level Factor</th> <th>Loss Factor</th> <th>Loss Factor</th> <th>Factor</th> <th></th> <th></th> </tr> <tr> <th>MHz</th> <th>dBuV/m</th> <th>dBuV/m</th> <th>dB</th> <th>dBuV</th> <th>dB/m</th> <th>dB</th> <th>dB</th> <th>cm</th> <th>deg</th> </tr> </thead> <tbody> <tr> <td>1</td> <td>2389.04</td> <td>58.00</td> <td>74.00</td> <td>-16.00</td> <td>46.21</td> <td>32.05</td> <td>6.00</td> <td>32.06</td> <td>6.00</td> <td>115</td> <td>88</td> <td>PEAK</td> </tr> </tbody> </table>	Limit	Read	Ant	Cable	Preamp	Aux	APos	TPos	Remark	Freq	Level	Line Margin	Level Factor	Loss Factor	Loss Factor	Factor			MHz	dBuV/m	dBuV/m	dB	dBuV	dB/m	dB	dB	cm	deg	1	2389.04	58.00	74.00	-16.00	46.21	32.05	6.00	32.06	6.00	115	88	PEAK	 <p>Level (dBuV/m) vs Frequency (MHz) for Fundamental polarization. The plot shows a sharp peak at 2412.00 MHz. A red horizontal line indicates the FCC PART 15C limit at 74.00 dBuV/m.</p> <table border="1"> <thead> <tr> <th>Limit</th> <th>Read</th> <th>Ant</th> <th>Cable</th> <th>Preamp</th> <th>Aux</th> <th>APos</th> <th>TPos</th> <th>Remark</th> </tr> <tr> <th>Freq</th> <th>Level</th> <th>Line Margin</th> <th>Level Factor</th> <th>Loss Factor</th> <th>Loss Factor</th> <th>Factor</th> <th></th> <th></th> </tr> <tr> <th>MHz</th> <th>dBuV/m</th> <th>dBuV/m</th> <th>dB</th> <th>dBuV</th> <th>dB/m</th> <th>dB</th> <th>dB</th> <th>cm</th> <th>deg</th> </tr> </thead> <tbody> <tr> <td>1</td> <td>2412.00</td> <td>107.33</td> <td>-----</td> <td>-----</td> <td>95.26</td> <td>32.26</td> <td>6.63</td> <td>32.82</td> <td>6.00</td> <td>115</td> <td>88</td> <td>PEAK</td> </tr> </tbody> </table>	Limit	Read	Ant	Cable	Preamp	Aux	APos	TPos	Remark	Freq	Level	Line Margin	Level Factor	Loss Factor	Loss Factor	Factor			MHz	dBuV/m	dBuV/m	dB	dBuV	dB/m	dB	dB	cm	deg	1	2412.00	107.33	-----	-----	95.26	32.26	6.63	32.82	6.00	115	88	PEAK
	Limit	Read	Ant	Cable	Preamp	Aux	APos	TPos	Remark																																																																											
Freq	Level	Line Margin	Level Factor	Loss Factor	Loss Factor	Factor																																																																														
MHz	dBuV/m	dBuV/m	dB	dBuV	dB/m	dB	dB	cm	deg																																																																											
1	2389.04	58.00	74.00	-16.00	46.21	32.05	6.00	32.06	6.00	115	88	PEAK																																																																								
Limit	Read	Ant	Cable	Preamp	Aux	APos	TPos	Remark																																																																												
Freq	Level	Line Margin	Level Factor	Loss Factor	Loss Factor	Factor																																																																														
MHz	dBuV/m	dBuV/m	dB	dBuV	dB/m	dB	dB	cm	deg																																																																											
1	2412.00	107.33	-----	-----	95.26	32.26	6.63	32.82	6.00	115	88	PEAK																																																																								
Avg	 <p>Level (dBuV/m) vs Frequency (MHz) for Horizontal polarization, averaged. The plot shows a peak at approximately 2412 MHz. A red horizontal line indicates the FCC PART 15C (AVG) limit at 46.31 dBuV/m.</p> <table border="1"> <thead> <tr> <th>Limit</th> <th>Read</th> <th>Ant</th> <th>Cable</th> <th>Preamp</th> <th>Aux</th> <th>APos</th> <th>TPos</th> <th>Remark</th> </tr> <tr> <th>Freq</th> <th>Level</th> <th>Line Margin</th> <th>Level Factor</th> <th>Loss Factor</th> <th>Loss Factor</th> <th>Factor</th> <th></th> <th></th> </tr> <tr> <th>MHz</th> <th>dBuV/m</th> <th>dBuV/m</th> <th>dB</th> <th>dBuV</th> <th>dB/m</th> <th>dB</th> <th>dB</th> <th>cm</th> <th>deg</th> </tr> </thead> <tbody> <tr> <td>1</td> <td>2389.69</td> <td>46.31</td> <td>54.00</td> <td>-7.69</td> <td>34.51</td> <td>32.06</td> <td>6.00</td> <td>32.06</td> <td>6.00</td> <td>115</td> <td>88</td> <td>AVERAGE</td> </tr> </tbody> </table>	Limit	Read	Ant	Cable	Preamp	Aux	APos	TPos	Remark	Freq	Level	Line Margin	Level Factor	Loss Factor	Loss Factor	Factor			MHz	dBuV/m	dBuV/m	dB	dBuV	dB/m	dB	dB	cm	deg	1	2389.69	46.31	54.00	-7.69	34.51	32.06	6.00	32.06	6.00	115	88	AVERAGE	 <p>Level (dBuV/m) vs Frequency (MHz) for Fundamental polarization, averaged. The plot shows a sharp peak at 2412.00 MHz. A red horizontal line indicates the FCC PART 15C (AVG) limit at 46.31 dBuV/m.</p> <table border="1"> <thead> <tr> <th>Limit</th> <th>Read</th> <th>Ant</th> <th>Cable</th> <th>Preamp</th> <th>Aux</th> <th>APos</th> <th>TPos</th> <th>Remark</th> </tr> <tr> <th>Freq</th> <th>Level</th> <th>Line Margin</th> <th>Level Factor</th> <th>Loss Factor</th> <th>Loss Factor</th> <th>Factor</th> <th></th> <th></th> </tr> <tr> <th>MHz</th> <th>dBuV/m</th> <th>dBuV/m</th> <th>dB</th> <th>dBuV</th> <th>dB/m</th> <th>dB</th> <th>dB</th> <th>cm</th> <th>deg</th> </tr> </thead> <tbody> <tr> <td>1</td> <td>2412.00</td> <td>98.41</td> <td>-----</td> <td>-----</td> <td>86.32</td> <td>32.27</td> <td>6.63</td> <td>32.81</td> <td>6.00</td> <td>115</td> <td>88</td> <td>AVERAGE</td> </tr> </tbody> </table>	Limit	Read	Ant	Cable	Preamp	Aux	APos	TPos	Remark	Freq	Level	Line Margin	Level Factor	Loss Factor	Loss Factor	Factor			MHz	dBuV/m	dBuV/m	dB	dBuV	dB/m	dB	dB	cm	deg	1	2412.00	98.41	-----	-----	86.32	32.27	6.63	32.81	6.00	115	88	AVERAGE
Limit	Read	Ant	Cable	Preamp	Aux	APos	TPos	Remark																																																																												
Freq	Level	Line Margin	Level Factor	Loss Factor	Loss Factor	Factor																																																																														
MHz	dBuV/m	dBuV/m	dB	dBuV	dB/m	dB	dB	cm	deg																																																																											
1	2389.69	46.31	54.00	-7.69	34.51	32.06	6.00	32.06	6.00	115	88	AVERAGE																																																																								
Limit	Read	Ant	Cable	Preamp	Aux	APos	TPos	Remark																																																																												
Freq	Level	Line Margin	Level Factor	Loss Factor	Loss Factor	Factor																																																																														
MHz	dBuV/m	dBuV/m	dB	dBuV	dB/m	dB	dB	cm	deg																																																																											
1	2412.00	98.41	-----	-----	86.32	32.27	6.63	32.81	6.00	115	88	AVERAGE																																																																								



Mode	4																																																																																	
	Band Edge																																																																																	
	2400-2483.5_802.11g_CH01_2412MHz																																																																																	
ANT	1																																																																																	
Pol.	Vertical	Fundamental																																																																																
Peak	<table border="1"> <thead> <tr> <th>Limit</th> <th>Read</th> <th>Ant</th> <th>Cable</th> <th>Preamp</th> <th>Aux</th> <th>APos</th> <th>TPos</th> <th>Remark</th> </tr> <tr> <th>Freq</th> <th>Level</th> <th>Line</th> <th>Margin</th> <th>Level</th> <th>Factor</th> <th>Loss</th> <th>Factor</th> <th>Factor</th> </tr> <tr> <th>MHz</th> <th>dBuV/m</th> <th>dBuV/m</th> <th>dB</th> <th>dBuV</th> <th>dB/m</th> <th>dB</th> <th>dB</th> <th>dB</th> </tr> </thead> <tbody> <tr> <td>1</td> <td>2388.91</td> <td>55.24</td> <td>74.00</td> <td>-18.76</td> <td>43.46</td> <td>32.04</td> <td>6.60</td> <td>32.06</td> <td>6.00</td> <td>383</td> <td>335</td> <td>PEAK</td> </tr> </tbody> </table>	Limit	Read	Ant	Cable	Preamp	Aux	APos	TPos	Remark	Freq	Level	Line	Margin	Level	Factor	Loss	Factor	Factor	MHz	dBuV/m	dBuV/m	dB	dBuV	dB/m	dB	dB	dB	1	2388.91	55.24	74.00	-18.76	43.46	32.04	6.60	32.06	6.00	383	335	PEAK	<table border="1"> <thead> <tr> <th>Limit</th> <th>Read</th> <th>Ant</th> <th>Cable</th> <th>Preamp</th> <th>Aux</th> <th>APos</th> <th>TPos</th> <th>Remark</th> </tr> <tr> <th>Freq</th> <th>Level</th> <th>Line</th> <th>Margin</th> <th>Level</th> <th>Factor</th> <th>Loss</th> <th>Factor</th> <th>Factor</th> </tr> <tr> <th>MHz</th> <th>dBuV/m</th> <th>dBuV/m</th> <th>dB</th> <th>dBuV</th> <th>dB/m</th> <th>dB</th> <th>dB</th> <th>dB</th> </tr> </thead> <tbody> <tr> <td>1</td> <td>2412.00</td> <td>101.89</td> <td>-----</td> <td>-----</td> <td>89.82</td> <td>32.26</td> <td>6.63</td> <td>32.82</td> <td>6.00</td> <td>383</td> <td>335</td> <td>PEAK</td> </tr> </tbody> </table>	Limit	Read	Ant	Cable	Preamp	Aux	APos	TPos	Remark	Freq	Level	Line	Margin	Level	Factor	Loss	Factor	Factor	MHz	dBuV/m	dBuV/m	dB	dBuV	dB/m	dB	dB	dB	1	2412.00	101.89	-----	-----	89.82	32.26	6.63	32.82	6.00	383	335	PEAK
	Limit	Read	Ant	Cable	Preamp	Aux	APos	TPos	Remark																																																																									
Freq	Level	Line	Margin	Level	Factor	Loss	Factor	Factor																																																																										
MHz	dBuV/m	dBuV/m	dB	dBuV	dB/m	dB	dB	dB																																																																										
1	2388.91	55.24	74.00	-18.76	43.46	32.04	6.60	32.06	6.00	383	335	PEAK																																																																						
Limit	Read	Ant	Cable	Preamp	Aux	APos	TPos	Remark																																																																										
Freq	Level	Line	Margin	Level	Factor	Loss	Factor	Factor																																																																										
MHz	dBuV/m	dBuV/m	dB	dBuV	dB/m	dB	dB	dB																																																																										
1	2412.00	101.89	-----	-----	89.82	32.26	6.63	32.82	6.00	383	335	PEAK																																																																						
Avg	<table border="1"> <thead> <tr> <th>Limit</th> <th>Read</th> <th>Ant</th> <th>Cable</th> <th>Preamp</th> <th>Aux</th> <th>APos</th> <th>TPos</th> <th>Remark</th> </tr> <tr> <th>Freq</th> <th>Level</th> <th>Line</th> <th>Margin</th> <th>Level</th> <th>Factor</th> <th>Loss</th> <th>Factor</th> <th>Factor</th> </tr> <tr> <th>MHz</th> <th>dBuV/m</th> <th>dBuV/m</th> <th>dB</th> <th>dBuV</th> <th>dB/m</th> <th>dB</th> <th>dB</th> <th>dB</th> </tr> </thead> <tbody> <tr> <td>1</td> <td>2389.69</td> <td>44.15</td> <td>54.00</td> <td>-9.85</td> <td>32.35</td> <td>32.06</td> <td>6.60</td> <td>32.06</td> <td>6.00</td> <td>383</td> <td>335</td> <td>AVERAGE</td> </tr> </tbody> </table>	Limit	Read	Ant	Cable	Preamp	Aux	APos	TPos	Remark	Freq	Level	Line	Margin	Level	Factor	Loss	Factor	Factor	MHz	dBuV/m	dBuV/m	dB	dBuV	dB/m	dB	dB	dB	1	2389.69	44.15	54.00	-9.85	32.35	32.06	6.60	32.06	6.00	383	335	AVERAGE	<table border="1"> <thead> <tr> <th>Limit</th> <th>Read</th> <th>Ant</th> <th>Cable</th> <th>Preamp</th> <th>Aux</th> <th>APos</th> <th>TPos</th> <th>Remark</th> </tr> <tr> <th>Freq</th> <th>Level</th> <th>Line</th> <th>Margin</th> <th>Level</th> <th>Factor</th> <th>Loss</th> <th>Factor</th> <th>Factor</th> </tr> <tr> <th>MHz</th> <th>dBuV/m</th> <th>dBuV/m</th> <th>dB</th> <th>dBuV</th> <th>dB/m</th> <th>dB</th> <th>dB</th> <th>dB</th> </tr> </thead> <tbody> <tr> <td>1</td> <td>2412.00</td> <td>92.75</td> <td>-----</td> <td>-----</td> <td>80.66</td> <td>32.27</td> <td>6.63</td> <td>32.81</td> <td>6.00</td> <td>383</td> <td>335</td> <td>AVERAGE</td> </tr> </tbody> </table>	Limit	Read	Ant	Cable	Preamp	Aux	APos	TPos	Remark	Freq	Level	Line	Margin	Level	Factor	Loss	Factor	Factor	MHz	dBuV/m	dBuV/m	dB	dBuV	dB/m	dB	dB	dB	1	2412.00	92.75	-----	-----	80.66	32.27	6.63	32.81	6.00	383	335	AVERAGE
Limit	Read	Ant	Cable	Preamp	Aux	APos	TPos	Remark																																																																										
Freq	Level	Line	Margin	Level	Factor	Loss	Factor	Factor																																																																										
MHz	dBuV/m	dBuV/m	dB	dBuV	dB/m	dB	dB	dB																																																																										
1	2389.69	44.15	54.00	-9.85	32.35	32.06	6.60	32.06	6.00	383	335	AVERAGE																																																																						
Limit	Read	Ant	Cable	Preamp	Aux	APos	TPos	Remark																																																																										
Freq	Level	Line	Margin	Level	Factor	Loss	Factor	Factor																																																																										
MHz	dBuV/m	dBuV/m	dB	dBuV	dB/m	dB	dB	dB																																																																										
1	2412.00	92.75	-----	-----	80.66	32.27	6.63	32.81	6.00	383	335	AVERAGE																																																																						

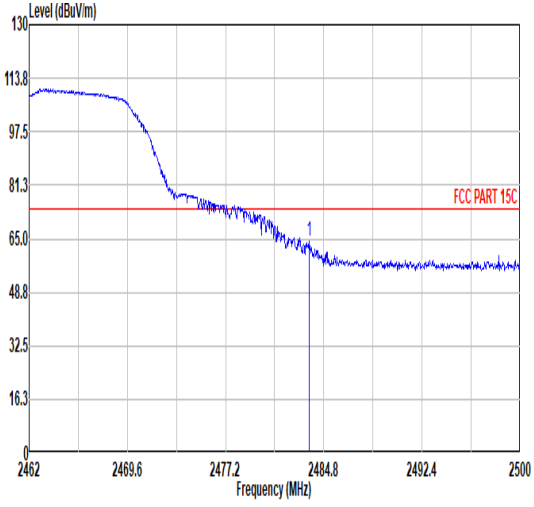
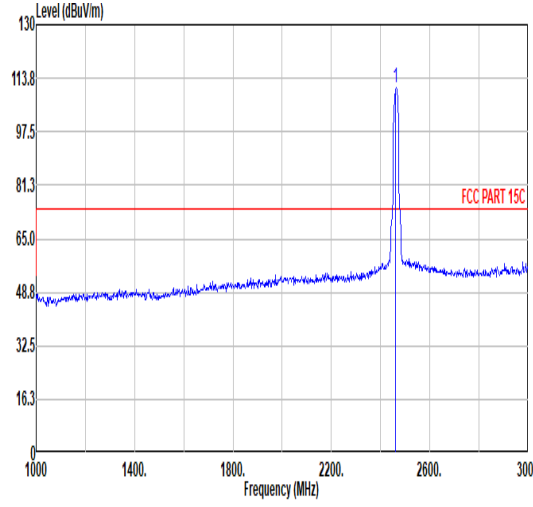
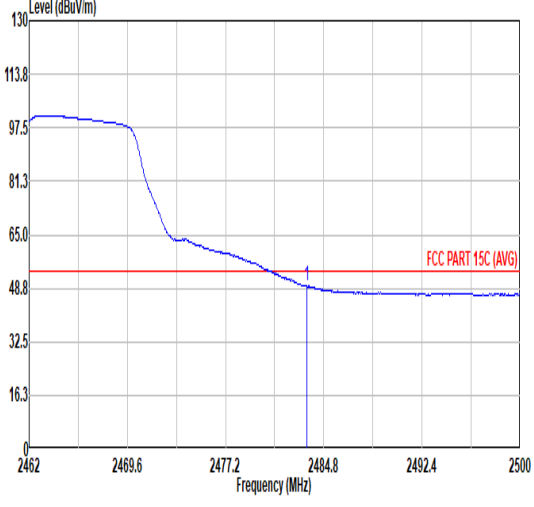
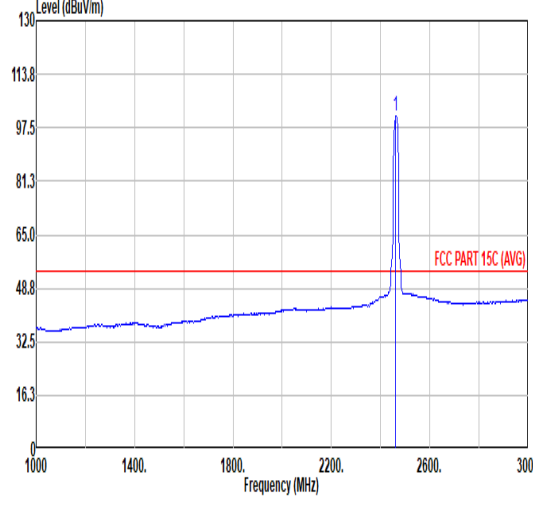


Mode	4																																																																																		
	Harmonic																																																																																		
	2400-2483.5_802.11g_CH01_2412MHz																																																																																		
ANT	1																																																																																		
Pol.	Horizontal	Vertical																																																																																	
Peak																																																																																			
Avg																																																																																			
	<table border="1"> <thead> <tr> <th>Limit</th> <th>Read</th> <th>Ant</th> <th>Cable</th> <th>Preamp</th> <th>Aux</th> <th>APos</th> <th>TPos</th> <th>Remark</th> </tr> <tr> <th>Freq</th> <th>Level</th> <th>Line</th> <th>Margin</th> <th>Level</th> <th>Factor</th> <th>Loss</th> <th>Factor</th> <th>Factor</th> </tr> <tr> <th>MHz</th> <th>dBuV/m</th> <th>dBuV/m</th> <th>dB</th> <th>dBuV</th> <th>dB/m</th> <th>dB</th> <th>dB</th> <th>cm</th> </tr> </thead> <tbody> <tr> <td>1</td> <td>4824.00</td> <td>42.64</td> <td>74.00</td> <td>-31.36</td> <td>60.04</td> <td>34.68</td> <td>10.29</td> <td>62.37</td> <td>0.00</td> <td>---</td> <td>---</td> <td>PEAK</td> </tr> </tbody> </table>	Limit	Read	Ant	Cable	Preamp	Aux	APos	TPos	Remark	Freq	Level	Line	Margin	Level	Factor	Loss	Factor	Factor	MHz	dBuV/m	dBuV/m	dB	dBuV	dB/m	dB	dB	cm	1	4824.00	42.64	74.00	-31.36	60.04	34.68	10.29	62.37	0.00	---	---	PEAK	<table border="1"> <thead> <tr> <th>Limit</th> <th>Over</th> <th>Read</th> <th>Ant</th> <th>Cable</th> <th>Preamp</th> <th>Aux</th> <th>APos</th> <th>TPos</th> <th>Remark</th> </tr> <tr> <th>Freq</th> <th>Level</th> <th>Line</th> <th>Limit</th> <th>Level</th> <th>Factor</th> <th>Loss</th> <th>Factor</th> <th>Factor</th> </tr> <tr> <th>MHz</th> <th>dBuV/m</th> <th>dBuV/m</th> <th>dB</th> <th>dBuV</th> <th>dB/m</th> <th>dB</th> <th>dB</th> <th>dB</th> </tr> </thead> <tbody> <tr> <td>1</td> <td>4824.00</td> <td>41.72</td> <td>74.00</td> <td>-32.28</td> <td>59.12</td> <td>34.68</td> <td>10.29</td> <td>62.37</td> <td>0.00</td> <td>---</td> <td>---</td> <td>PEAK</td> </tr> </tbody> </table>	Limit	Over	Read	Ant	Cable	Preamp	Aux	APos	TPos	Remark	Freq	Level	Line	Limit	Level	Factor	Loss	Factor	Factor	MHz	dBuV/m	dBuV/m	dB	dBuV	dB/m	dB	dB	dB	1	4824.00	41.72	74.00	-32.28	59.12	34.68	10.29	62.37	0.00	---	---	PEAK
Limit	Read	Ant	Cable	Preamp	Aux	APos	TPos	Remark																																																																											
Freq	Level	Line	Margin	Level	Factor	Loss	Factor	Factor																																																																											
MHz	dBuV/m	dBuV/m	dB	dBuV	dB/m	dB	dB	cm																																																																											
1	4824.00	42.64	74.00	-31.36	60.04	34.68	10.29	62.37	0.00	---	---	PEAK																																																																							
Limit	Over	Read	Ant	Cable	Preamp	Aux	APos	TPos	Remark																																																																										
Freq	Level	Line	Limit	Level	Factor	Loss	Factor	Factor																																																																											
MHz	dBuV/m	dBuV/m	dB	dBuV	dB/m	dB	dB	dB																																																																											
1	4824.00	41.72	74.00	-32.28	59.12	34.68	10.29	62.37	0.00	---	---	PEAK																																																																							



Mode	5																																																																																																											
	Harmonic																																																																																																											
	2400-2483.5_802.11g_CH06_2437MHz																																																																																																											
ANT	1																																																																																																											
Pol.	Horizontal	Vertical																																																																																																										
Peak Avg	<table border="1"> <thead> <tr> <th>Limit</th> <th>Read</th> <th>Ant</th> <th>Cable</th> <th>Preamp</th> <th>Aux</th> <th>APos</th> <th>TPos</th> <th>Remark</th> </tr> <tr> <th>Freq</th> <th>Level</th> <th>Line</th> <th>Margin</th> <th>Level</th> <th>Factor</th> <th>Loss</th> <th>Factor</th> <th>Factor</th> </tr> <tr> <th>MHz</th> <th>dBuV/m</th> <th>dBuV/m</th> <th>dB</th> <th>dBuV</th> <th>dB/m</th> <th>dB</th> <th>dB</th> <th>dB</th> </tr> </thead> <tbody> <tr> <td>1</td> <td>4874.00</td> <td>44.07</td> <td>74.00</td> <td>-29.93</td> <td>61.45</td> <td>34.63</td> <td>10.34</td> <td>62.35</td> <td>0.00</td> <td>---</td> <td>---</td> <td>PEAK</td> </tr> <tr> <td>2</td> <td>7311.00</td> <td>42.16</td> <td>74.00</td> <td>-31.84</td> <td>58.10</td> <td>35.80</td> <td>12.78</td> <td>64.52</td> <td>0.00</td> <td>---</td> <td>---</td> <td>PEAK</td> </tr> </tbody> </table>	Limit	Read	Ant	Cable	Preamp	Aux	APos	TPos	Remark	Freq	Level	Line	Margin	Level	Factor	Loss	Factor	Factor	MHz	dBuV/m	dBuV/m	dB	dBuV	dB/m	dB	dB	dB	1	4874.00	44.07	74.00	-29.93	61.45	34.63	10.34	62.35	0.00	---	---	PEAK	2	7311.00	42.16	74.00	-31.84	58.10	35.80	12.78	64.52	0.00	---	---	PEAK	<table border="1"> <thead> <tr> <th>Limit</th> <th>Read</th> <th>Ant</th> <th>Cable</th> <th>Preamp</th> <th>Aux</th> <th>APos</th> <th>TPos</th> <th>Remark</th> </tr> <tr> <th>Freq</th> <th>Level</th> <th>Line</th> <th>Margin</th> <th>Level</th> <th>Factor</th> <th>Loss</th> <th>Factor</th> <th>Factor</th> </tr> <tr> <th>MHz</th> <th>dBuV/m</th> <th>dBuV/m</th> <th>dB</th> <th>dBuV</th> <th>dB/m</th> <th>dB</th> <th>dB</th> <th>dB</th> </tr> </thead> <tbody> <tr> <td>1</td> <td>4874.00</td> <td>44.70</td> <td>74.00</td> <td>-29.30</td> <td>62.08</td> <td>34.63</td> <td>10.34</td> <td>62.35</td> <td>0.00</td> <td>---</td> <td>---</td> <td>PEAK</td> </tr> <tr> <td>2</td> <td>7311.00</td> <td>43.28</td> <td>74.00</td> <td>-30.72</td> <td>59.22</td> <td>35.80</td> <td>12.78</td> <td>64.52</td> <td>0.00</td> <td>---</td> <td>---</td> <td>PEAK</td> </tr> </tbody> </table>	Limit	Read	Ant	Cable	Preamp	Aux	APos	TPos	Remark	Freq	Level	Line	Margin	Level	Factor	Loss	Factor	Factor	MHz	dBuV/m	dBuV/m	dB	dBuV	dB/m	dB	dB	dB	1	4874.00	44.70	74.00	-29.30	62.08	34.63	10.34	62.35	0.00	---	---	PEAK	2	7311.00	43.28	74.00	-30.72	59.22	35.80	12.78	64.52	0.00	---	---	PEAK
Limit	Read	Ant	Cable	Preamp	Aux	APos	TPos	Remark																																																																																																				
Freq	Level	Line	Margin	Level	Factor	Loss	Factor	Factor																																																																																																				
MHz	dBuV/m	dBuV/m	dB	dBuV	dB/m	dB	dB	dB																																																																																																				
1	4874.00	44.07	74.00	-29.93	61.45	34.63	10.34	62.35	0.00	---	---	PEAK																																																																																																
2	7311.00	42.16	74.00	-31.84	58.10	35.80	12.78	64.52	0.00	---	---	PEAK																																																																																																
Limit	Read	Ant	Cable	Preamp	Aux	APos	TPos	Remark																																																																																																				
Freq	Level	Line	Margin	Level	Factor	Loss	Factor	Factor																																																																																																				
MHz	dBuV/m	dBuV/m	dB	dBuV	dB/m	dB	dB	dB																																																																																																				
1	4874.00	44.70	74.00	-29.30	62.08	34.63	10.34	62.35	0.00	---	---	PEAK																																																																																																
2	7311.00	43.28	74.00	-30.72	59.22	35.80	12.78	64.52	0.00	---	---	PEAK																																																																																																



Mode	6																																																																																			
	Band Edge																																																																																			
	2400-2483.5_802.11g_CH11_2462MHz																																																																																			
ANT	1																																																																																			
Pol.	Horizontal	Fundamental																																																																																		
Peak	 <table border="1" data-bbox="263 1131 774 1254"> <thead> <tr> <th>Limit</th> <th>Read</th> <th>Ant</th> <th>Cable</th> <th>Preamp</th> <th>Aux</th> <th>APos</th> <th>TPos</th> <th>Remark</th> </tr> <tr> <th>Freq</th> <th>Level</th> <th>Line Margin</th> <th>Level Factor</th> <th>Loss Factor</th> <th>Loss Factor</th> <th>Factor</th> <th></th> <th></th> </tr> <tr> <th>MHz</th> <th>dBuV/m</th> <th>dBuV/m</th> <th>dB</th> <th>dBuV</th> <th>dB/m</th> <th>dB</th> <th>dB</th> <th>cm</th> <th>deg</th> </tr> </thead> <tbody> <tr> <td>1</td> <td>2483.70</td> <td>64.25</td> <td>74.00</td> <td>-9.75</td> <td>51.38</td> <td>32.77</td> <td>6.73</td> <td>32.63</td> <td>6.00</td> <td>111</td> <td>91</td> <td>PEAK</td> </tr> </tbody> </table>	Limit	Read	Ant	Cable	Preamp	Aux	APos	TPos	Remark	Freq	Level	Line Margin	Level Factor	Loss Factor	Loss Factor	Factor			MHz	dBuV/m	dBuV/m	dB	dBuV	dB/m	dB	dB	cm	deg	1	2483.70	64.25	74.00	-9.75	51.38	32.77	6.73	32.63	6.00	111	91	PEAK	 <table border="1" data-bbox="901 1131 1412 1254"> <thead> <tr> <th>Limit</th> <th>Read</th> <th>Ant</th> <th>Cable</th> <th>Preamp</th> <th>Aux</th> <th>APos</th> <th>TPos</th> <th>Remark</th> </tr> <tr> <th>Freq</th> <th>Level</th> <th>Line Margin</th> <th>Level Factor</th> <th>Loss Factor</th> <th>Loss Factor</th> <th>Factor</th> <th></th> <th></th> </tr> <tr> <th>MHz</th> <th>dBuV/m</th> <th>dBuV/m</th> <th>dB</th> <th>dBuV</th> <th>dB/m</th> <th>dB</th> <th>dB</th> <th>cm</th> <th>deg</th> </tr> </thead> <tbody> <tr> <td>1</td> <td>2462.00</td> <td>110.83</td> <td>-----</td> <td>-----</td> <td>98.19</td> <td>32.61</td> <td>6.71</td> <td>32.68</td> <td>6.00</td> <td>111</td> <td>91</td> <td>PEAK</td> </tr> </tbody> </table>	Limit	Read	Ant	Cable	Preamp	Aux	APos	TPos	Remark	Freq	Level	Line Margin	Level Factor	Loss Factor	Loss Factor	Factor			MHz	dBuV/m	dBuV/m	dB	dBuV	dB/m	dB	dB	cm	deg	1	2462.00	110.83	-----	-----	98.19	32.61	6.71	32.68	6.00	111	91	PEAK
	Limit	Read	Ant	Cable	Preamp	Aux	APos	TPos	Remark																																																																											
Freq	Level	Line Margin	Level Factor	Loss Factor	Loss Factor	Factor																																																																														
MHz	dBuV/m	dBuV/m	dB	dBuV	dB/m	dB	dB	cm	deg																																																																											
1	2483.70	64.25	74.00	-9.75	51.38	32.77	6.73	32.63	6.00	111	91	PEAK																																																																								
Limit	Read	Ant	Cable	Preamp	Aux	APos	TPos	Remark																																																																												
Freq	Level	Line Margin	Level Factor	Loss Factor	Loss Factor	Factor																																																																														
MHz	dBuV/m	dBuV/m	dB	dBuV	dB/m	dB	dB	cm	deg																																																																											
1	2462.00	110.83	-----	-----	98.19	32.61	6.71	32.68	6.00	111	91	PEAK																																																																								
Avg	 <table border="1" data-bbox="263 1814 774 1937"> <thead> <tr> <th>Limit</th> <th>Read</th> <th>Ant</th> <th>Cable</th> <th>Preamp</th> <th>Aux</th> <th>APos</th> <th>TPos</th> <th>Remark</th> </tr> <tr> <th>Freq</th> <th>Level</th> <th>Line Margin</th> <th>Level Factor</th> <th>Loss Factor</th> <th>Loss Factor</th> <th>Factor</th> <th></th> <th></th> </tr> <tr> <th>MHz</th> <th>dBuV/m</th> <th>dBuV/m</th> <th>dB</th> <th>dBuV</th> <th>dB/m</th> <th>dB</th> <th>dB</th> <th>cm</th> <th>deg</th> </tr> </thead> <tbody> <tr> <td>1</td> <td>2483.51</td> <td>49.53</td> <td>54.00</td> <td>-4.47</td> <td>36.66</td> <td>32.77</td> <td>6.73</td> <td>32.63</td> <td>6.00</td> <td>111</td> <td>91</td> <td>AVERAGE</td> </tr> </tbody> </table>	Limit	Read	Ant	Cable	Preamp	Aux	APos	TPos	Remark	Freq	Level	Line Margin	Level Factor	Loss Factor	Loss Factor	Factor			MHz	dBuV/m	dBuV/m	dB	dBuV	dB/m	dB	dB	cm	deg	1	2483.51	49.53	54.00	-4.47	36.66	32.77	6.73	32.63	6.00	111	91	AVERAGE	 <table border="1" data-bbox="901 1814 1412 1937"> <thead> <tr> <th>Limit</th> <th>Read</th> <th>Ant</th> <th>Cable</th> <th>Preamp</th> <th>Aux</th> <th>APos</th> <th>TPos</th> <th>Remark</th> </tr> <tr> <th>Freq</th> <th>Level</th> <th>Line Margin</th> <th>Level Factor</th> <th>Loss Factor</th> <th>Loss Factor</th> <th>Factor</th> <th></th> <th></th> </tr> <tr> <th>MHz</th> <th>dBuV/m</th> <th>dBuV/m</th> <th>dB</th> <th>dBuV</th> <th>dB/m</th> <th>dB</th> <th>dB</th> <th>cm</th> <th>deg</th> </tr> </thead> <tbody> <tr> <td>1</td> <td>2462.00</td> <td>101.20</td> <td>-----</td> <td>-----</td> <td>88.56</td> <td>32.61</td> <td>6.71</td> <td>32.68</td> <td>6.00</td> <td>111</td> <td>91</td> <td>AVERAGE</td> </tr> </tbody> </table>	Limit	Read	Ant	Cable	Preamp	Aux	APos	TPos	Remark	Freq	Level	Line Margin	Level Factor	Loss Factor	Loss Factor	Factor			MHz	dBuV/m	dBuV/m	dB	dBuV	dB/m	dB	dB	cm	deg	1	2462.00	101.20	-----	-----	88.56	32.61	6.71	32.68	6.00	111	91	AVERAGE
Limit	Read	Ant	Cable	Preamp	Aux	APos	TPos	Remark																																																																												
Freq	Level	Line Margin	Level Factor	Loss Factor	Loss Factor	Factor																																																																														
MHz	dBuV/m	dBuV/m	dB	dBuV	dB/m	dB	dB	cm	deg																																																																											
1	2483.51	49.53	54.00	-4.47	36.66	32.77	6.73	32.63	6.00	111	91	AVERAGE																																																																								
Limit	Read	Ant	Cable	Preamp	Aux	APos	TPos	Remark																																																																												
Freq	Level	Line Margin	Level Factor	Loss Factor	Loss Factor	Factor																																																																														
MHz	dBuV/m	dBuV/m	dB	dBuV	dB/m	dB	dB	cm	deg																																																																											
1	2462.00	101.20	-----	-----	88.56	32.61	6.71	32.68	6.00	111	91	AVERAGE																																																																								



Mode	6																																																																																	
	Band Edge																																																																																	
	2400-2483.5_802.11g_CH11_2462MHz																																																																																	
ANT	1																																																																																	
Pol.	Vertical	Fundamental																																																																																
Peak	<table border="1"> <thead> <tr> <th>Limit</th> <th>Read</th> <th>Ant</th> <th>Cable</th> <th>Preamp</th> <th>Aux</th> <th>APos</th> <th>TPos</th> <th>Remark</th> </tr> <tr> <th>Freq</th> <th>Level</th> <th>Line</th> <th>Margin</th> <th>Level</th> <th>Factor</th> <th>Loss</th> <th>Factor</th> <th>Factor</th> </tr> <tr> <th>MHz</th> <th>dBuV/m</th> <th>dBuV/m</th> <th>dB</th> <th>dBuV</th> <th>dB/m</th> <th>dB</th> <th>dB</th> <th>dB</th> </tr> </thead> <tbody> <tr> <td>1</td> <td>2495.06</td> <td>56.83</td> <td>74.00</td> <td>-17.17</td> <td>43.81</td> <td>32.86</td> <td>6.75</td> <td>32.59</td> <td>6.00</td> <td>348</td> <td>336</td> <td>PEAK</td> </tr> </tbody> </table>	Limit	Read	Ant	Cable	Preamp	Aux	APos	TPos	Remark	Freq	Level	Line	Margin	Level	Factor	Loss	Factor	Factor	MHz	dBuV/m	dBuV/m	dB	dBuV	dB/m	dB	dB	dB	1	2495.06	56.83	74.00	-17.17	43.81	32.86	6.75	32.59	6.00	348	336	PEAK	<table border="1"> <thead> <tr> <th>Limit</th> <th>Read</th> <th>Ant</th> <th>Cable</th> <th>Preamp</th> <th>Aux</th> <th>APos</th> <th>TPos</th> <th>Remark</th> </tr> <tr> <th>Freq</th> <th>Level</th> <th>Line</th> <th>Margin</th> <th>Level</th> <th>Factor</th> <th>Loss</th> <th>Factor</th> <th>Factor</th> </tr> <tr> <th>MHz</th> <th>dBuV/m</th> <th>dBuV/m</th> <th>dB</th> <th>dBuV</th> <th>dB/m</th> <th>dB</th> <th>dB</th> <th>dB</th> </tr> </thead> <tbody> <tr> <td>1</td> <td>2462.00</td> <td>103.28</td> <td>-----</td> <td>-----</td> <td>90.64</td> <td>32.61</td> <td>6.71</td> <td>32.68</td> <td>6.00</td> <td>348</td> <td>336</td> <td>PEAK</td> </tr> </tbody> </table>	Limit	Read	Ant	Cable	Preamp	Aux	APos	TPos	Remark	Freq	Level	Line	Margin	Level	Factor	Loss	Factor	Factor	MHz	dBuV/m	dBuV/m	dB	dBuV	dB/m	dB	dB	dB	1	2462.00	103.28	-----	-----	90.64	32.61	6.71	32.68	6.00	348	336	PEAK
	Limit	Read	Ant	Cable	Preamp	Aux	APos	TPos	Remark																																																																									
Freq	Level	Line	Margin	Level	Factor	Loss	Factor	Factor																																																																										
MHz	dBuV/m	dBuV/m	dB	dBuV	dB/m	dB	dB	dB																																																																										
1	2495.06	56.83	74.00	-17.17	43.81	32.86	6.75	32.59	6.00	348	336	PEAK																																																																						
Limit	Read	Ant	Cable	Preamp	Aux	APos	TPos	Remark																																																																										
Freq	Level	Line	Margin	Level	Factor	Loss	Factor	Factor																																																																										
MHz	dBuV/m	dBuV/m	dB	dBuV	dB/m	dB	dB	dB																																																																										
1	2462.00	103.28	-----	-----	90.64	32.61	6.71	32.68	6.00	348	336	PEAK																																																																						
Avg	<table border="1"> <thead> <tr> <th>Limit</th> <th>Read</th> <th>Ant</th> <th>Cable</th> <th>Preamp</th> <th>Aux</th> <th>APos</th> <th>TPos</th> <th>Remark</th> </tr> <tr> <th>Freq</th> <th>Level</th> <th>Line</th> <th>Margin</th> <th>Level</th> <th>Factor</th> <th>Loss</th> <th>Factor</th> <th>Factor</th> </tr> <tr> <th>MHz</th> <th>dBuV/m</th> <th>dBuV/m</th> <th>dB</th> <th>dBuV</th> <th>dB/m</th> <th>dB</th> <th>dB</th> <th>dB</th> </tr> </thead> <tbody> <tr> <td>1</td> <td>2483.96</td> <td>45.61</td> <td>54.00</td> <td>-8.39</td> <td>32.73</td> <td>32.77</td> <td>6.73</td> <td>32.62</td> <td>6.00</td> <td>348</td> <td>336</td> <td>AVERAGE</td> </tr> </tbody> </table>	Limit	Read	Ant	Cable	Preamp	Aux	APos	TPos	Remark	Freq	Level	Line	Margin	Level	Factor	Loss	Factor	Factor	MHz	dBuV/m	dBuV/m	dB	dBuV	dB/m	dB	dB	dB	1	2483.96	45.61	54.00	-8.39	32.73	32.77	6.73	32.62	6.00	348	336	AVERAGE	<table border="1"> <thead> <tr> <th>Limit</th> <th>Read</th> <th>Ant</th> <th>Cable</th> <th>Preamp</th> <th>Aux</th> <th>APos</th> <th>TPos</th> <th>Remark</th> </tr> <tr> <th>Freq</th> <th>Level</th> <th>Line</th> <th>Margin</th> <th>Level</th> <th>Factor</th> <th>Loss</th> <th>Factor</th> <th>Factor</th> </tr> <tr> <th>MHz</th> <th>dBuV/m</th> <th>dBuV/m</th> <th>dB</th> <th>dBuV</th> <th>dB/m</th> <th>dB</th> <th>dB</th> <th>dB</th> </tr> </thead> <tbody> <tr> <td>1</td> <td>2462.00</td> <td>94.30</td> <td>-----</td> <td>-----</td> <td>81.68</td> <td>32.60</td> <td>6.70</td> <td>32.68</td> <td>6.00</td> <td>348</td> <td>336</td> <td>AVERAGE</td> </tr> </tbody> </table>	Limit	Read	Ant	Cable	Preamp	Aux	APos	TPos	Remark	Freq	Level	Line	Margin	Level	Factor	Loss	Factor	Factor	MHz	dBuV/m	dBuV/m	dB	dBuV	dB/m	dB	dB	dB	1	2462.00	94.30	-----	-----	81.68	32.60	6.70	32.68	6.00	348	336	AVERAGE
Limit	Read	Ant	Cable	Preamp	Aux	APos	TPos	Remark																																																																										
Freq	Level	Line	Margin	Level	Factor	Loss	Factor	Factor																																																																										
MHz	dBuV/m	dBuV/m	dB	dBuV	dB/m	dB	dB	dB																																																																										
1	2483.96	45.61	54.00	-8.39	32.73	32.77	6.73	32.62	6.00	348	336	AVERAGE																																																																						
Limit	Read	Ant	Cable	Preamp	Aux	APos	TPos	Remark																																																																										
Freq	Level	Line	Margin	Level	Factor	Loss	Factor	Factor																																																																										
MHz	dBuV/m	dBuV/m	dB	dBuV	dB/m	dB	dB	dB																																																																										
1	2462.00	94.30	-----	-----	81.68	32.60	6.70	32.68	6.00	348	336	AVERAGE																																																																						



Mode	6																																																																																																											
	Harmonic																																																																																																											
	2400-2483.5_802.11g_CH11_2462MHz																																																																																																											
ANT	1																																																																																																											
Pol.	Horizontal	Vertical																																																																																																										
Peak Avg	<table border="1"> <thead> <tr> <th>Limit</th> <th>Read</th> <th>Ant</th> <th>Cable</th> <th>Preamp</th> <th>Aux</th> <th>APos</th> <th>TPos</th> <th>Remark</th> </tr> <tr> <th>Freq</th> <th>Level</th> <th>Line</th> <th>Margin</th> <th>Level</th> <th>Factor</th> <th>Loss</th> <th>Factor</th> <th>Factor</th> </tr> <tr> <th>MHz</th> <th>dBuV/m</th> <th>dBuV/m</th> <th>dB</th> <th>dBuV</th> <th>dB/m</th> <th>dB</th> <th>dB</th> <th>dB</th> </tr> </thead> <tbody> <tr> <td>1</td> <td>4924.00</td> <td>43.64</td> <td>74.00</td> <td>-30.36</td> <td>61.04</td> <td>34.53</td> <td>10.40</td> <td>62.33</td> <td>0.00</td> <td>---</td> <td>---</td> <td>PEAK</td> </tr> <tr> <td>2</td> <td>7386.00</td> <td>42.22</td> <td>74.00</td> <td>-31.78</td> <td>58.17</td> <td>35.80</td> <td>12.88</td> <td>64.63</td> <td>0.00</td> <td>---</td> <td>---</td> <td>PEAK</td> </tr> </tbody> </table>	Limit	Read	Ant	Cable	Preamp	Aux	APos	TPos	Remark	Freq	Level	Line	Margin	Level	Factor	Loss	Factor	Factor	MHz	dBuV/m	dBuV/m	dB	dBuV	dB/m	dB	dB	dB	1	4924.00	43.64	74.00	-30.36	61.04	34.53	10.40	62.33	0.00	---	---	PEAK	2	7386.00	42.22	74.00	-31.78	58.17	35.80	12.88	64.63	0.00	---	---	PEAK	<table border="1"> <thead> <tr> <th>Limit</th> <th>Read</th> <th>Ant</th> <th>Cable</th> <th>Preamp</th> <th>Aux</th> <th>APos</th> <th>TPos</th> <th>Remark</th> </tr> <tr> <th>Freq</th> <th>Level</th> <th>Line</th> <th>Margin</th> <th>Level</th> <th>Factor</th> <th>Loss</th> <th>Factor</th> <th>Factor</th> </tr> <tr> <th>MHz</th> <th>dBuV/m</th> <th>dBuV/m</th> <th>dB</th> <th>dBuV</th> <th>dB/m</th> <th>dB</th> <th>dB</th> <th>dB</th> </tr> </thead> <tbody> <tr> <td>1</td> <td>4924.00</td> <td>42.32</td> <td>74.00</td> <td>-31.68</td> <td>59.72</td> <td>34.53</td> <td>10.40</td> <td>62.33</td> <td>0.00</td> <td>---</td> <td>---</td> <td>PEAK</td> </tr> <tr> <td>2</td> <td>7386.00</td> <td>42.12</td> <td>74.00</td> <td>-31.88</td> <td>58.07</td> <td>35.80</td> <td>12.88</td> <td>64.63</td> <td>0.00</td> <td>---</td> <td>---</td> <td>PEAK</td> </tr> </tbody> </table>	Limit	Read	Ant	Cable	Preamp	Aux	APos	TPos	Remark	Freq	Level	Line	Margin	Level	Factor	Loss	Factor	Factor	MHz	dBuV/m	dBuV/m	dB	dBuV	dB/m	dB	dB	dB	1	4924.00	42.32	74.00	-31.68	59.72	34.53	10.40	62.33	0.00	---	---	PEAK	2	7386.00	42.12	74.00	-31.88	58.07	35.80	12.88	64.63	0.00	---	---	PEAK
Limit	Read	Ant	Cable	Preamp	Aux	APos	TPos	Remark																																																																																																				
Freq	Level	Line	Margin	Level	Factor	Loss	Factor	Factor																																																																																																				
MHz	dBuV/m	dBuV/m	dB	dBuV	dB/m	dB	dB	dB																																																																																																				
1	4924.00	43.64	74.00	-30.36	61.04	34.53	10.40	62.33	0.00	---	---	PEAK																																																																																																
2	7386.00	42.22	74.00	-31.78	58.17	35.80	12.88	64.63	0.00	---	---	PEAK																																																																																																
Limit	Read	Ant	Cable	Preamp	Aux	APos	TPos	Remark																																																																																																				
Freq	Level	Line	Margin	Level	Factor	Loss	Factor	Factor																																																																																																				
MHz	dBuV/m	dBuV/m	dB	dBuV	dB/m	dB	dB	dB																																																																																																				
1	4924.00	42.32	74.00	-31.68	59.72	34.53	10.40	62.33	0.00	---	---	PEAK																																																																																																
2	7386.00	42.12	74.00	-31.88	58.07	35.80	12.88	64.63	0.00	---	---	PEAK																																																																																																



Mode	7																																																																																			
	Band Edge																																																																																			
	2400-2483.5_802.11n HT20_CH01_2412MHz																																																																																			
ANT	1																																																																																			
Pol.	Horizontal	Fundamental																																																																																		
Peak	<table border="1"> <thead> <tr> <th>Limit</th> <th>Read</th> <th>Ant</th> <th>Cable</th> <th>Preamp</th> <th>Aux</th> <th>APos</th> <th>TPos</th> <th>Remark</th> </tr> <tr> <th>Freq</th> <th>Level</th> <th>Line Margin</th> <th>Level Factor</th> <th>Loss Factor</th> <th>Factor</th> <th></th> <th></th> <th></th> </tr> <tr> <th>MHz</th> <th>dBuV/m</th> <th>dBuV/m</th> <th>dB</th> <th>dBuV</th> <th>dB/m</th> <th>dB</th> <th>dB</th> <th>cm</th> <th>deg</th> </tr> </thead> <tbody> <tr> <td>1</td> <td>2389.56</td> <td>60.48</td> <td>74.00</td> <td>-13.52</td> <td>48.69</td> <td>32.05</td> <td>6.60</td> <td>32.86</td> <td>6.00</td> <td>100</td> <td>86</td> <td>PEAK</td> </tr> </tbody> </table>	Limit	Read	Ant	Cable	Preamp	Aux	APos	TPos	Remark	Freq	Level	Line Margin	Level Factor	Loss Factor	Factor				MHz	dBuV/m	dBuV/m	dB	dBuV	dB/m	dB	dB	cm	deg	1	2389.56	60.48	74.00	-13.52	48.69	32.05	6.60	32.86	6.00	100	86	PEAK	<table border="1"> <thead> <tr> <th>Limit</th> <th>Read</th> <th>Ant</th> <th>Cable</th> <th>Preamp</th> <th>Aux</th> <th>APos</th> <th>TPos</th> <th>Remark</th> </tr> <tr> <th>Freq</th> <th>Level</th> <th>Line Margin</th> <th>Level Factor</th> <th>Loss Factor</th> <th>Factor</th> <th></th> <th></th> <th></th> </tr> <tr> <th>MHz</th> <th>dBuV/m</th> <th>dBuV/m</th> <th>dB</th> <th>dBuV</th> <th>dB/m</th> <th>dB</th> <th>dB</th> <th>cm</th> <th>deg</th> </tr> </thead> <tbody> <tr> <td>1</td> <td>2412.00</td> <td>107.65</td> <td>-----</td> <td>-----</td> <td>95.54</td> <td>32.28</td> <td>6.64</td> <td>32.81</td> <td>6.00</td> <td>100</td> <td>86</td> <td>PEAK</td> </tr> </tbody> </table>	Limit	Read	Ant	Cable	Preamp	Aux	APos	TPos	Remark	Freq	Level	Line Margin	Level Factor	Loss Factor	Factor				MHz	dBuV/m	dBuV/m	dB	dBuV	dB/m	dB	dB	cm	deg	1	2412.00	107.65	-----	-----	95.54	32.28	6.64	32.81	6.00	100	86	PEAK
	Limit	Read	Ant	Cable	Preamp	Aux	APos	TPos	Remark																																																																											
Freq	Level	Line Margin	Level Factor	Loss Factor	Factor																																																																															
MHz	dBuV/m	dBuV/m	dB	dBuV	dB/m	dB	dB	cm	deg																																																																											
1	2389.56	60.48	74.00	-13.52	48.69	32.05	6.60	32.86	6.00	100	86	PEAK																																																																								
Limit	Read	Ant	Cable	Preamp	Aux	APos	TPos	Remark																																																																												
Freq	Level	Line Margin	Level Factor	Loss Factor	Factor																																																																															
MHz	dBuV/m	dBuV/m	dB	dBuV	dB/m	dB	dB	cm	deg																																																																											
1	2412.00	107.65	-----	-----	95.54	32.28	6.64	32.81	6.00	100	86	PEAK																																																																								
Avg	<table border="1"> <thead> <tr> <th>Limit</th> <th>Read</th> <th>Ant</th> <th>Cable</th> <th>Preamp</th> <th>Aux</th> <th>APos</th> <th>TPos</th> <th>Remark</th> </tr> <tr> <th>Freq</th> <th>Level</th> <th>Line Margin</th> <th>Level Factor</th> <th>Loss Factor</th> <th>Factor</th> <th></th> <th></th> <th></th> </tr> <tr> <th>MHz</th> <th>dBuV/m</th> <th>dBuV/m</th> <th>dB</th> <th>dBuV</th> <th>dB/m</th> <th>dB</th> <th>dB</th> <th>cm</th> <th>deg</th> </tr> </thead> <tbody> <tr> <td>1</td> <td>2389.95</td> <td>48.04</td> <td>54.00</td> <td>-5.96</td> <td>36.24</td> <td>32.06</td> <td>6.60</td> <td>32.86</td> <td>6.00</td> <td>100</td> <td>86</td> <td>AVERAGE</td> </tr> </tbody> </table>	Limit	Read	Ant	Cable	Preamp	Aux	APos	TPos	Remark	Freq	Level	Line Margin	Level Factor	Loss Factor	Factor				MHz	dBuV/m	dBuV/m	dB	dBuV	dB/m	dB	dB	cm	deg	1	2389.95	48.04	54.00	-5.96	36.24	32.06	6.60	32.86	6.00	100	86	AVERAGE	<table border="1"> <thead> <tr> <th>Limit</th> <th>Read</th> <th>Ant</th> <th>Cable</th> <th>Preamp</th> <th>Aux</th> <th>APos</th> <th>TPos</th> <th>Remark</th> </tr> <tr> <th>Freq</th> <th>Level</th> <th>Line Margin</th> <th>Level Factor</th> <th>Loss Factor</th> <th>Factor</th> <th></th> <th></th> <th></th> </tr> <tr> <th>MHz</th> <th>dBuV/m</th> <th>dBuV/m</th> <th>dB</th> <th>dBuV</th> <th>dB/m</th> <th>dB</th> <th>dB</th> <th>cm</th> <th>deg</th> </tr> </thead> <tbody> <tr> <td>1</td> <td>2412.00</td> <td>98.43</td> <td>-----</td> <td>-----</td> <td>86.34</td> <td>32.27</td> <td>6.63</td> <td>32.81</td> <td>6.00</td> <td>100</td> <td>86</td> <td>AVERAGE</td> </tr> </tbody> </table>	Limit	Read	Ant	Cable	Preamp	Aux	APos	TPos	Remark	Freq	Level	Line Margin	Level Factor	Loss Factor	Factor				MHz	dBuV/m	dBuV/m	dB	dBuV	dB/m	dB	dB	cm	deg	1	2412.00	98.43	-----	-----	86.34	32.27	6.63	32.81	6.00	100	86	AVERAGE
Limit	Read	Ant	Cable	Preamp	Aux	APos	TPos	Remark																																																																												
Freq	Level	Line Margin	Level Factor	Loss Factor	Factor																																																																															
MHz	dBuV/m	dBuV/m	dB	dBuV	dB/m	dB	dB	cm	deg																																																																											
1	2389.95	48.04	54.00	-5.96	36.24	32.06	6.60	32.86	6.00	100	86	AVERAGE																																																																								
Limit	Read	Ant	Cable	Preamp	Aux	APos	TPos	Remark																																																																												
Freq	Level	Line Margin	Level Factor	Loss Factor	Factor																																																																															
MHz	dBuV/m	dBuV/m	dB	dBuV	dB/m	dB	dB	cm	deg																																																																											
1	2412.00	98.43	-----	-----	86.34	32.27	6.63	32.81	6.00	100	86	AVERAGE																																																																								



Mode	7																																																																																	
	Band Edge																																																																																	
	2400-2483.5_802.11n HT20_CH01_2412MHz																																																																																	
ANT	1																																																																																	
Pol.	Vertical	Fundamental																																																																																
Peak	<table border="1"> <thead> <tr> <th>Limit</th> <th>Read</th> <th>Ant</th> <th>Cable</th> <th>Preamp</th> <th>Aux</th> <th>APos</th> <th>TPos</th> <th>Remark</th> </tr> <tr> <th>Freq</th> <th>Level</th> <th>Line</th> <th>Margin</th> <th>Level</th> <th>Factor</th> <th>Loss</th> <th>Factor</th> <th>Factor</th> </tr> <tr> <th>MHz</th> <th>dBuV/m</th> <th>dBuV/m</th> <th>dB</th> <th>dBuV</th> <th>dB/m</th> <th>dB</th> <th>dB</th> <th>dB</th> </tr> </thead> <tbody> <tr> <td>1</td> <td>2387.74</td> <td>55.36</td> <td>74.00</td> <td>-18.64</td> <td>43.59</td> <td>32.03</td> <td>6.60</td> <td>32.06</td> <td>6.00</td> <td>382</td> <td>332</td> <td>PEAK</td> </tr> </tbody> </table>	Limit	Read	Ant	Cable	Preamp	Aux	APos	TPos	Remark	Freq	Level	Line	Margin	Level	Factor	Loss	Factor	Factor	MHz	dBuV/m	dBuV/m	dB	dBuV	dB/m	dB	dB	dB	1	2387.74	55.36	74.00	-18.64	43.59	32.03	6.60	32.06	6.00	382	332	PEAK	<table border="1"> <thead> <tr> <th>Limit</th> <th>Read</th> <th>Ant</th> <th>Cable</th> <th>Preamp</th> <th>Aux</th> <th>APos</th> <th>TPos</th> <th>Remark</th> </tr> <tr> <th>Freq</th> <th>Level</th> <th>Line</th> <th>Margin</th> <th>Level</th> <th>Factor</th> <th>Loss</th> <th>Factor</th> <th>Factor</th> </tr> <tr> <th>MHz</th> <th>dBuV/m</th> <th>dBuV/m</th> <th>dB</th> <th>dBuV</th> <th>dB/m</th> <th>dB</th> <th>dB</th> <th>dB</th> </tr> </thead> <tbody> <tr> <td>1</td> <td>2412.00</td> <td>101.36</td> <td>-----</td> <td>-----</td> <td>89.29</td> <td>32.26</td> <td>6.63</td> <td>32.82</td> <td>6.00</td> <td>382</td> <td>332</td> <td>PEAK</td> </tr> </tbody> </table>	Limit	Read	Ant	Cable	Preamp	Aux	APos	TPos	Remark	Freq	Level	Line	Margin	Level	Factor	Loss	Factor	Factor	MHz	dBuV/m	dBuV/m	dB	dBuV	dB/m	dB	dB	dB	1	2412.00	101.36	-----	-----	89.29	32.26	6.63	32.82	6.00	382	332	PEAK
	Limit	Read	Ant	Cable	Preamp	Aux	APos	TPos	Remark																																																																									
Freq	Level	Line	Margin	Level	Factor	Loss	Factor	Factor																																																																										
MHz	dBuV/m	dBuV/m	dB	dBuV	dB/m	dB	dB	dB																																																																										
1	2387.74	55.36	74.00	-18.64	43.59	32.03	6.60	32.06	6.00	382	332	PEAK																																																																						
Limit	Read	Ant	Cable	Preamp	Aux	APos	TPos	Remark																																																																										
Freq	Level	Line	Margin	Level	Factor	Loss	Factor	Factor																																																																										
MHz	dBuV/m	dBuV/m	dB	dBuV	dB/m	dB	dB	dB																																																																										
1	2412.00	101.36	-----	-----	89.29	32.26	6.63	32.82	6.00	382	332	PEAK																																																																						
Avg	<table border="1"> <thead> <tr> <th>Limit</th> <th>Read</th> <th>Ant</th> <th>Cable</th> <th>Preamp</th> <th>Aux</th> <th>APos</th> <th>TPos</th> <th>Remark</th> </tr> <tr> <th>Freq</th> <th>Level</th> <th>Line</th> <th>Margin</th> <th>Level</th> <th>Factor</th> <th>Loss</th> <th>Factor</th> <th>Factor</th> </tr> <tr> <th>MHz</th> <th>dBuV/m</th> <th>dBuV/m</th> <th>dB</th> <th>dBuV</th> <th>dB/m</th> <th>dB</th> <th>dB</th> <th>dB</th> </tr> </thead> <tbody> <tr> <td>1</td> <td>2389.95</td> <td>44.39</td> <td>54.00</td> <td>-9.61</td> <td>32.59</td> <td>32.06</td> <td>6.60</td> <td>32.06</td> <td>6.00</td> <td>382</td> <td>332</td> <td>AVERAGE</td> </tr> </tbody> </table>	Limit	Read	Ant	Cable	Preamp	Aux	APos	TPos	Remark	Freq	Level	Line	Margin	Level	Factor	Loss	Factor	Factor	MHz	dBuV/m	dBuV/m	dB	dBuV	dB/m	dB	dB	dB	1	2389.95	44.39	54.00	-9.61	32.59	32.06	6.60	32.06	6.00	382	332	AVERAGE	<table border="1"> <thead> <tr> <th>Limit</th> <th>Read</th> <th>Ant</th> <th>Cable</th> <th>Preamp</th> <th>Aux</th> <th>APos</th> <th>TPos</th> <th>Remark</th> </tr> <tr> <th>Freq</th> <th>Level</th> <th>Line</th> <th>Margin</th> <th>Level</th> <th>Factor</th> <th>Loss</th> <th>Factor</th> <th>Factor</th> </tr> <tr> <th>MHz</th> <th>dBuV/m</th> <th>dBuV/m</th> <th>dB</th> <th>dBuV</th> <th>dB/m</th> <th>dB</th> <th>dB</th> <th>dB</th> </tr> </thead> <tbody> <tr> <td>1</td> <td>2412.00</td> <td>92.27</td> <td>-----</td> <td>-----</td> <td>80.18</td> <td>32.27</td> <td>6.63</td> <td>32.81</td> <td>6.00</td> <td>382</td> <td>332</td> <td>AVERAGE</td> </tr> </tbody> </table>	Limit	Read	Ant	Cable	Preamp	Aux	APos	TPos	Remark	Freq	Level	Line	Margin	Level	Factor	Loss	Factor	Factor	MHz	dBuV/m	dBuV/m	dB	dBuV	dB/m	dB	dB	dB	1	2412.00	92.27	-----	-----	80.18	32.27	6.63	32.81	6.00	382	332	AVERAGE
Limit	Read	Ant	Cable	Preamp	Aux	APos	TPos	Remark																																																																										
Freq	Level	Line	Margin	Level	Factor	Loss	Factor	Factor																																																																										
MHz	dBuV/m	dBuV/m	dB	dBuV	dB/m	dB	dB	dB																																																																										
1	2389.95	44.39	54.00	-9.61	32.59	32.06	6.60	32.06	6.00	382	332	AVERAGE																																																																						
Limit	Read	Ant	Cable	Preamp	Aux	APos	TPos	Remark																																																																										
Freq	Level	Line	Margin	Level	Factor	Loss	Factor	Factor																																																																										
MHz	dBuV/m	dBuV/m	dB	dBuV	dB/m	dB	dB	dB																																																																										
1	2412.00	92.27	-----	-----	80.18	32.27	6.63	32.81	6.00	382	332	AVERAGE																																																																						



Mode	7																																																																																			
	Harmonic																																																																																			
	2400-2483.5_802.11n HT20_CH01_2412MHz																																																																																			
ANT	1																																																																																			
Pol.	Horizontal	Vertical																																																																																		
Peak Avg	<table border="1"> <thead> <tr> <th>Limit</th> <th>Read</th> <th>Ant</th> <th>Cable</th> <th>Preamp</th> <th>Aux</th> <th>APos</th> <th>TPos</th> <th>Remark</th> </tr> <tr> <th>Freq</th> <th>Level</th> <th>Line Margin</th> <th>Level Factor</th> <th>Loss Factor</th> <th>Factor</th> <th></th> <th></th> <th></th> </tr> <tr> <th>MHz</th> <th>dBuV/m</th> <th>dBuV/m</th> <th>dB</th> <th>dBuV</th> <th>dB/m</th> <th>dB</th> <th>dB</th> <th>cm</th> <th>deg</th> </tr> </thead> <tbody> <tr> <td>1</td> <td>4824.00</td> <td>42.65</td> <td>74.00</td> <td>-31.35</td> <td>60.05</td> <td>34.68</td> <td>10.29</td> <td>62.37</td> <td>0.00</td> <td>---</td> <td>---</td> <td>PEAK</td> </tr> </tbody> </table>	Limit	Read	Ant	Cable	Preamp	Aux	APos	TPos	Remark	Freq	Level	Line Margin	Level Factor	Loss Factor	Factor				MHz	dBuV/m	dBuV/m	dB	dBuV	dB/m	dB	dB	cm	deg	1	4824.00	42.65	74.00	-31.35	60.05	34.68	10.29	62.37	0.00	---	---	PEAK	<table border="1"> <thead> <tr> <th>Limit</th> <th>Read</th> <th>Ant</th> <th>Cable</th> <th>Preamp</th> <th>Aux</th> <th>APos</th> <th>TPos</th> <th>Remark</th> </tr> <tr> <th>Freq</th> <th>Level</th> <th>Line Margin</th> <th>Level Factor</th> <th>Loss Factor</th> <th>Factor</th> <th></th> <th></th> <th></th> </tr> <tr> <th>MHz</th> <th>dBuV/m</th> <th>dBuV/m</th> <th>dB</th> <th>dBuV</th> <th>dB/m</th> <th>dB</th> <th>dB</th> <th>cm</th> <th>deg</th> </tr> </thead> <tbody> <tr> <td>1</td> <td>4824.00</td> <td>43.31</td> <td>74.00</td> <td>-30.69</td> <td>60.71</td> <td>34.68</td> <td>10.29</td> <td>62.37</td> <td>0.00</td> <td>---</td> <td>---</td> <td>PEAK</td> </tr> </tbody> </table>	Limit	Read	Ant	Cable	Preamp	Aux	APos	TPos	Remark	Freq	Level	Line Margin	Level Factor	Loss Factor	Factor				MHz	dBuV/m	dBuV/m	dB	dBuV	dB/m	dB	dB	cm	deg	1	4824.00	43.31	74.00	-30.69	60.71	34.68	10.29	62.37	0.00	---	---	PEAK
Limit	Read	Ant	Cable	Preamp	Aux	APos	TPos	Remark																																																																												
Freq	Level	Line Margin	Level Factor	Loss Factor	Factor																																																																															
MHz	dBuV/m	dBuV/m	dB	dBuV	dB/m	dB	dB	cm	deg																																																																											
1	4824.00	42.65	74.00	-31.35	60.05	34.68	10.29	62.37	0.00	---	---	PEAK																																																																								
Limit	Read	Ant	Cable	Preamp	Aux	APos	TPos	Remark																																																																												
Freq	Level	Line Margin	Level Factor	Loss Factor	Factor																																																																															
MHz	dBuV/m	dBuV/m	dB	dBuV	dB/m	dB	dB	cm	deg																																																																											
1	4824.00	43.31	74.00	-30.69	60.71	34.68	10.29	62.37	0.00	---	---	PEAK																																																																								



Mode	8																																																																																																													
	Harmonic																																																																																																													
	2400-2483.5_802.11n_HT20_CH06_2437MHz																																																																																																													
ANT	1																																																																																																													
Pol.	Horizontal	Vertical																																																																																																												
Peak Avg	<table border="1"> <thead> <tr> <th>Limit</th> <th>Read</th> <th>Ant</th> <th>Cable</th> <th>Preamp</th> <th>Aux</th> <th>APos</th> <th>TPos</th> <th>Remark</th> </tr> <tr> <th>Freq</th> <th>Level</th> <th>Line Margin</th> <th>Level Factor</th> <th>Loss Factor</th> <th>Factor</th> <th></th> <th></th> <th></th> </tr> <tr> <th>MHz</th> <th>dBuV/m</th> <th>dBuV/m</th> <th>dB</th> <th>dBuV</th> <th>dB/m</th> <th>dB</th> <th>dB</th> <th>cm</th> <th>deg</th> </tr> </thead> <tbody> <tr> <td>1</td> <td>4874.00</td> <td>44.59</td> <td>74.00</td> <td>-29.41</td> <td>61.97</td> <td>34.63</td> <td>10.34</td> <td>62.35</td> <td>0.00</td> <td>---</td> <td>---</td> <td>PEAK</td> </tr> <tr> <td>2</td> <td>7311.00</td> <td>42.58</td> <td>74.00</td> <td>-31.42</td> <td>58.52</td> <td>35.80</td> <td>12.78</td> <td>64.52</td> <td>0.00</td> <td>---</td> <td>---</td> <td>PEAK</td> </tr> </tbody> </table>	Limit	Read	Ant	Cable	Preamp	Aux	APos	TPos	Remark	Freq	Level	Line Margin	Level Factor	Loss Factor	Factor				MHz	dBuV/m	dBuV/m	dB	dBuV	dB/m	dB	dB	cm	deg	1	4874.00	44.59	74.00	-29.41	61.97	34.63	10.34	62.35	0.00	---	---	PEAK	2	7311.00	42.58	74.00	-31.42	58.52	35.80	12.78	64.52	0.00	---	---	PEAK	<table border="1"> <thead> <tr> <th>Limit</th> <th>Read</th> <th>Ant</th> <th>Cable</th> <th>Preamp</th> <th>Aux</th> <th>APos</th> <th>TPos</th> <th>Remark</th> </tr> <tr> <th>Freq</th> <th>Level</th> <th>Line Margin</th> <th>Level Factor</th> <th>Loss Factor</th> <th>Factor</th> <th></th> <th></th> <th></th> </tr> <tr> <th>MHz</th> <th>dBuV/m</th> <th>dBuV/m</th> <th>dB</th> <th>dBuV</th> <th>dB/m</th> <th>dB</th> <th>dB</th> <th>cm</th> <th>deg</th> </tr> </thead> <tbody> <tr> <td>1</td> <td>4874.00</td> <td>43.34</td> <td>74.00</td> <td>-30.66</td> <td>60.72</td> <td>34.63</td> <td>10.34</td> <td>62.35</td> <td>0.00</td> <td>---</td> <td>---</td> <td>PEAK</td> </tr> <tr> <td>2</td> <td>7311.00</td> <td>42.77</td> <td>74.00</td> <td>-31.23</td> <td>58.71</td> <td>35.80</td> <td>12.78</td> <td>64.52</td> <td>0.00</td> <td>---</td> <td>---</td> <td>PEAK</td> </tr> </tbody> </table>	Limit	Read	Ant	Cable	Preamp	Aux	APos	TPos	Remark	Freq	Level	Line Margin	Level Factor	Loss Factor	Factor				MHz	dBuV/m	dBuV/m	dB	dBuV	dB/m	dB	dB	cm	deg	1	4874.00	43.34	74.00	-30.66	60.72	34.63	10.34	62.35	0.00	---	---	PEAK	2	7311.00	42.77	74.00	-31.23	58.71	35.80	12.78	64.52	0.00	---	---	PEAK
Limit	Read	Ant	Cable	Preamp	Aux	APos	TPos	Remark																																																																																																						
Freq	Level	Line Margin	Level Factor	Loss Factor	Factor																																																																																																									
MHz	dBuV/m	dBuV/m	dB	dBuV	dB/m	dB	dB	cm	deg																																																																																																					
1	4874.00	44.59	74.00	-29.41	61.97	34.63	10.34	62.35	0.00	---	---	PEAK																																																																																																		
2	7311.00	42.58	74.00	-31.42	58.52	35.80	12.78	64.52	0.00	---	---	PEAK																																																																																																		
Limit	Read	Ant	Cable	Preamp	Aux	APos	TPos	Remark																																																																																																						
Freq	Level	Line Margin	Level Factor	Loss Factor	Factor																																																																																																									
MHz	dBuV/m	dBuV/m	dB	dBuV	dB/m	dB	dB	cm	deg																																																																																																					
1	4874.00	43.34	74.00	-30.66	60.72	34.63	10.34	62.35	0.00	---	---	PEAK																																																																																																		
2	7311.00	42.77	74.00	-31.23	58.71	35.80	12.78	64.52	0.00	---	---	PEAK																																																																																																		



Mode	9																																																																																																													
	Band Edge																																																																																																													
	2400-2483.5_802.11n HT20_CH11_2462MHz																																																																																																													
ANT	1																																																																																																													
Pol.	Horizontal	Fundamental																																																																																																												
Peak	<table border="1"> <thead> <tr> <th>Limit</th> <th>Read</th> <th>Ant</th> <th>Cable</th> <th>Preamp</th> <th>Aux</th> <th>APos</th> <th>TPos</th> <th>Remark</th> </tr> <tr> <th>Freq</th> <th>Level</th> <th>Line</th> <th>Margin</th> <th>Level</th> <th>Factor</th> <th>Loss</th> <th>Factor</th> <th>Factor</th> </tr> <tr> <th>MHz</th> <th>dBuV/m</th> <th>dBuV/m</th> <th>dB</th> <th>dBuV</th> <th>dB/m</th> <th>dB</th> <th>dB</th> <th>dB</th> </tr> </thead> <tbody> <tr> <td>1 2484.15</td> <td>61.37</td> <td>74.00</td> <td>-12.63</td> <td>48.49</td> <td>32.77</td> <td>6.73</td> <td>32.62</td> <td>6.00</td> </tr> <tr> <td></td> <td></td> <td></td> <td></td> <td></td> <td></td> <td></td> <td></td> <td>110 89 PEAK</td> </tr> </tbody> </table>	Limit	Read	Ant	Cable	Preamp	Aux	APos	TPos	Remark	Freq	Level	Line	Margin	Level	Factor	Loss	Factor	Factor	MHz	dBuV/m	dBuV/m	dB	dBuV	dB/m	dB	dB	dB	1 2484.15	61.37	74.00	-12.63	48.49	32.77	6.73	32.62	6.00									110 89 PEAK	<table border="1"> <thead> <tr> <th>Limit</th> <th>Read</th> <th>Ant</th> <th>Cable</th> <th>Preamp</th> <th>Aux</th> <th>APos</th> <th>TPos</th> <th>Remark</th> </tr> <tr> <th>Freq</th> <th>Level</th> <th>Line</th> <th>Margin</th> <th>Level</th> <th>Factor</th> <th>Loss</th> <th>Factor</th> <th>Factor</th> </tr> <tr> <th>MHz</th> <th>dBuV/m</th> <th>dBuV/m</th> <th>dB</th> <th>dBuV</th> <th>dB/m</th> <th>dB</th> <th>dB</th> <th>dB</th> </tr> </thead> <tbody> <tr> <td>1 2462.00</td> <td>107.97</td> <td>-----</td> <td>-----</td> <td>95.33</td> <td>32.61</td> <td>6.71</td> <td>32.68</td> <td>6.00</td> </tr> <tr> <td></td> <td></td> <td></td> <td></td> <td></td> <td></td> <td></td> <td></td> <td></td> </tr> <tr> <td></td> <td></td> <td></td> <td></td> <td></td> <td></td> <td></td> <td></td> <td>110 89 PEAK</td> </tr> </tbody> </table>	Limit	Read	Ant	Cable	Preamp	Aux	APos	TPos	Remark	Freq	Level	Line	Margin	Level	Factor	Loss	Factor	Factor	MHz	dBuV/m	dBuV/m	dB	dBuV	dB/m	dB	dB	dB	1 2462.00	107.97	-----	-----	95.33	32.61	6.71	32.68	6.00																		110 89 PEAK									
Limit	Read	Ant	Cable	Preamp	Aux	APos	TPos	Remark																																																																																																						
Freq	Level	Line	Margin	Level	Factor	Loss	Factor	Factor																																																																																																						
MHz	dBuV/m	dBuV/m	dB	dBuV	dB/m	dB	dB	dB																																																																																																						
1 2484.15	61.37	74.00	-12.63	48.49	32.77	6.73	32.62	6.00																																																																																																						
								110 89 PEAK																																																																																																						
Limit	Read	Ant	Cable	Preamp	Aux	APos	TPos	Remark																																																																																																						
Freq	Level	Line	Margin	Level	Factor	Loss	Factor	Factor																																																																																																						
MHz	dBuV/m	dBuV/m	dB	dBuV	dB/m	dB	dB	dB																																																																																																						
1 2462.00	107.97	-----	-----	95.33	32.61	6.71	32.68	6.00																																																																																																						
								110 89 PEAK																																																																																																						
Avg	<table border="1"> <thead> <tr> <th>Limit</th> <th>Read</th> <th>Ant</th> <th>Cable</th> <th>Preamp</th> <th>Aux</th> <th>APos</th> <th>TPos</th> <th>Remark</th> </tr> <tr> <th>Freq</th> <th>Level</th> <th>Line</th> <th>Margin</th> <th>Level</th> <th>Factor</th> <th>Loss</th> <th>Factor</th> <th>Factor</th> </tr> <tr> <th>MHz</th> <th>dBuV/m</th> <th>dBuV/m</th> <th>dB</th> <th>dBuV</th> <th>dB/m</th> <th>dB</th> <th>dB</th> <th>dB</th> </tr> </thead> <tbody> <tr> <td>1 2483.51</td> <td>48.48</td> <td>54.00</td> <td>-5.52</td> <td>35.61</td> <td>32.77</td> <td>6.73</td> <td>32.63</td> <td>6.00</td> </tr> <tr> <td></td> <td></td> <td></td> <td></td> <td></td> <td></td> <td></td> <td></td> <td></td> </tr> <tr> <td></td> <td></td> <td></td> <td></td> <td></td> <td></td> <td></td> <td></td> <td>110 89 AVERAGE</td> </tr> </tbody> </table>	Limit	Read	Ant	Cable	Preamp	Aux	APos	TPos	Remark	Freq	Level	Line	Margin	Level	Factor	Loss	Factor	Factor	MHz	dBuV/m	dBuV/m	dB	dBuV	dB/m	dB	dB	dB	1 2483.51	48.48	54.00	-5.52	35.61	32.77	6.73	32.63	6.00																		110 89 AVERAGE	<table border="1"> <thead> <tr> <th>Limit</th> <th>Read</th> <th>Ant</th> <th>Cable</th> <th>Preamp</th> <th>Aux</th> <th>APos</th> <th>TPos</th> <th>Remark</th> </tr> <tr> <th>Freq</th> <th>Level</th> <th>Line</th> <th>Margin</th> <th>Level</th> <th>Factor</th> <th>Loss</th> <th>Factor</th> <th>Factor</th> </tr> <tr> <th>MHz</th> <th>dBuV/m</th> <th>dBuV/m</th> <th>dB</th> <th>dBuV</th> <th>dB/m</th> <th>dB</th> <th>dB</th> <th>dB</th> </tr> </thead> <tbody> <tr> <td>1 2462.00</td> <td>98.95</td> <td>-----</td> <td>-----</td> <td>86.31</td> <td>32.61</td> <td>6.71</td> <td>32.68</td> <td>6.00</td> </tr> <tr> <td></td> <td></td> <td></td> <td></td> <td></td> <td></td> <td></td> <td></td> <td></td> </tr> <tr> <td></td> <td></td> <td></td> <td></td> <td></td> <td></td> <td></td> <td></td> <td>110 89 AVERAGE</td> </tr> </tbody> </table>	Limit	Read	Ant	Cable	Preamp	Aux	APos	TPos	Remark	Freq	Level	Line	Margin	Level	Factor	Loss	Factor	Factor	MHz	dBuV/m	dBuV/m	dB	dBuV	dB/m	dB	dB	dB	1 2462.00	98.95	-----	-----	86.31	32.61	6.71	32.68	6.00																		110 89 AVERAGE
Limit	Read	Ant	Cable	Preamp	Aux	APos	TPos	Remark																																																																																																						
Freq	Level	Line	Margin	Level	Factor	Loss	Factor	Factor																																																																																																						
MHz	dBuV/m	dBuV/m	dB	dBuV	dB/m	dB	dB	dB																																																																																																						
1 2483.51	48.48	54.00	-5.52	35.61	32.77	6.73	32.63	6.00																																																																																																						
								110 89 AVERAGE																																																																																																						
Limit	Read	Ant	Cable	Preamp	Aux	APos	TPos	Remark																																																																																																						
Freq	Level	Line	Margin	Level	Factor	Loss	Factor	Factor																																																																																																						
MHz	dBuV/m	dBuV/m	dB	dBuV	dB/m	dB	dB	dB																																																																																																						
1 2462.00	98.95	-----	-----	86.31	32.61	6.71	32.68	6.00																																																																																																						
								110 89 AVERAGE																																																																																																						



Mode	9																																																																																	
	Band Edge																																																																																	
	2400-2483.5_802.11n HT20_CH11_2462MHz																																																																																	
ANT	1																																																																																	
Pol.	Vertical	Fundamental																																																																																
Peak	<table border="1"> <thead> <tr> <th>Limit</th> <th>Read</th> <th>Ant</th> <th>Cable</th> <th>Preamp</th> <th>Aux</th> <th>APos</th> <th>TPos</th> <th>Remark</th> </tr> <tr> <th>Freq</th> <th>Level</th> <th>Line</th> <th>Margin</th> <th>Level</th> <th>Factor</th> <th>Loss</th> <th>Factor</th> <th>Factor</th> </tr> <tr> <th>MHz</th> <th>dBuV/m</th> <th>dBuV/m</th> <th>dB</th> <th>dBuV</th> <th>dB/m</th> <th>dB</th> <th>dB</th> <th>dB</th> </tr> </thead> <tbody> <tr> <td>1</td> <td>2484.46</td> <td>57.72</td> <td>74.00</td> <td>-16.28</td> <td>44.83</td> <td>32.78</td> <td>6.73</td> <td>32.62</td> <td>6.00</td> <td>400</td> <td>335</td> <td>PEAK</td> </tr> </tbody> </table>	Limit	Read	Ant	Cable	Preamp	Aux	APos	TPos	Remark	Freq	Level	Line	Margin	Level	Factor	Loss	Factor	Factor	MHz	dBuV/m	dBuV/m	dB	dBuV	dB/m	dB	dB	dB	1	2484.46	57.72	74.00	-16.28	44.83	32.78	6.73	32.62	6.00	400	335	PEAK	<table border="1"> <thead> <tr> <th>Limit</th> <th>Read</th> <th>Ant</th> <th>Cable</th> <th>Preamp</th> <th>Aux</th> <th>APos</th> <th>TPos</th> <th>Remark</th> </tr> <tr> <th>Freq</th> <th>Level</th> <th>Line</th> <th>Margin</th> <th>Level</th> <th>Factor</th> <th>Loss</th> <th>Factor</th> <th>Factor</th> </tr> <tr> <th>MHz</th> <th>dBuV/m</th> <th>dBuV/m</th> <th>dB</th> <th>dBuV</th> <th>dB/m</th> <th>dB</th> <th>dB</th> <th>dB</th> </tr> </thead> <tbody> <tr> <td>1</td> <td>2462.00</td> <td>100.34</td> <td>-----</td> <td>-----</td> <td>87.70</td> <td>32.61</td> <td>6.71</td> <td>32.68</td> <td>6.00</td> <td>400</td> <td>335</td> <td>PEAK</td> </tr> </tbody> </table>	Limit	Read	Ant	Cable	Preamp	Aux	APos	TPos	Remark	Freq	Level	Line	Margin	Level	Factor	Loss	Factor	Factor	MHz	dBuV/m	dBuV/m	dB	dBuV	dB/m	dB	dB	dB	1	2462.00	100.34	-----	-----	87.70	32.61	6.71	32.68	6.00	400	335	PEAK
Limit	Read	Ant	Cable	Preamp	Aux	APos	TPos	Remark																																																																										
Freq	Level	Line	Margin	Level	Factor	Loss	Factor	Factor																																																																										
MHz	dBuV/m	dBuV/m	dB	dBuV	dB/m	dB	dB	dB																																																																										
1	2484.46	57.72	74.00	-16.28	44.83	32.78	6.73	32.62	6.00	400	335	PEAK																																																																						
Limit	Read	Ant	Cable	Preamp	Aux	APos	TPos	Remark																																																																										
Freq	Level	Line	Margin	Level	Factor	Loss	Factor	Factor																																																																										
MHz	dBuV/m	dBuV/m	dB	dBuV	dB/m	dB	dB	dB																																																																										
1	2462.00	100.34	-----	-----	87.70	32.61	6.71	32.68	6.00	400	335	PEAK																																																																						
Avg	<table border="1"> <thead> <tr> <th>Limit</th> <th>Read</th> <th>Ant</th> <th>Cable</th> <th>Preamp</th> <th>Aux</th> <th>APos</th> <th>TPos</th> <th>Remark</th> </tr> <tr> <th>Freq</th> <th>Level</th> <th>Line</th> <th>Margin</th> <th>Level</th> <th>Factor</th> <th>Loss</th> <th>Factor</th> <th>Factor</th> </tr> <tr> <th>MHz</th> <th>dBuV/m</th> <th>dBuV/m</th> <th>dB</th> <th>dBuV</th> <th>dB/m</th> <th>dB</th> <th>dB</th> <th>dB</th> </tr> </thead> <tbody> <tr> <td>1</td> <td>2483.81</td> <td>45.33</td> <td>54.00</td> <td>-8.67</td> <td>32.45</td> <td>32.77</td> <td>6.73</td> <td>32.62</td> <td>6.00</td> <td>400</td> <td>335</td> <td>AVERAGE</td> </tr> </tbody> </table>	Limit	Read	Ant	Cable	Preamp	Aux	APos	TPos	Remark	Freq	Level	Line	Margin	Level	Factor	Loss	Factor	Factor	MHz	dBuV/m	dBuV/m	dB	dBuV	dB/m	dB	dB	dB	1	2483.81	45.33	54.00	-8.67	32.45	32.77	6.73	32.62	6.00	400	335	AVERAGE	<table border="1"> <thead> <tr> <th>Limit</th> <th>Read</th> <th>Ant</th> <th>Cable</th> <th>Preamp</th> <th>Aux</th> <th>APos</th> <th>TPos</th> <th>Remark</th> </tr> <tr> <th>Freq</th> <th>Level</th> <th>Line</th> <th>Margin</th> <th>Level</th> <th>Factor</th> <th>Loss</th> <th>Factor</th> <th>Factor</th> </tr> <tr> <th>MHz</th> <th>dBuV/m</th> <th>dBuV/m</th> <th>dB</th> <th>dBuV</th> <th>dB/m</th> <th>dB</th> <th>dB</th> <th>dB</th> </tr> </thead> <tbody> <tr> <td>1</td> <td>2462.00</td> <td>91.26</td> <td>-----</td> <td>-----</td> <td>78.64</td> <td>32.60</td> <td>6.70</td> <td>32.68</td> <td>6.00</td> <td>400</td> <td>335</td> <td>AVERAGE</td> </tr> </tbody> </table>	Limit	Read	Ant	Cable	Preamp	Aux	APos	TPos	Remark	Freq	Level	Line	Margin	Level	Factor	Loss	Factor	Factor	MHz	dBuV/m	dBuV/m	dB	dBuV	dB/m	dB	dB	dB	1	2462.00	91.26	-----	-----	78.64	32.60	6.70	32.68	6.00	400	335	AVERAGE
Limit	Read	Ant	Cable	Preamp	Aux	APos	TPos	Remark																																																																										
Freq	Level	Line	Margin	Level	Factor	Loss	Factor	Factor																																																																										
MHz	dBuV/m	dBuV/m	dB	dBuV	dB/m	dB	dB	dB																																																																										
1	2483.81	45.33	54.00	-8.67	32.45	32.77	6.73	32.62	6.00	400	335	AVERAGE																																																																						
Limit	Read	Ant	Cable	Preamp	Aux	APos	TPos	Remark																																																																										
Freq	Level	Line	Margin	Level	Factor	Loss	Factor	Factor																																																																										
MHz	dBuV/m	dBuV/m	dB	dBuV	dB/m	dB	dB	dB																																																																										
1	2462.00	91.26	-----	-----	78.64	32.60	6.70	32.68	6.00	400	335	AVERAGE																																																																						



Mode	9																																																																																																											
	Harmonic																																																																																																											
	2400-2483.5_802.11n_HT20_CH11_2462MHz																																																																																																											
ANT	1																																																																																																											
Pol.	Horizontal	Vertical																																																																																																										
Peak Avg	<table border="1"> <thead> <tr> <th>Limit</th> <th>Read</th> <th>Ant</th> <th>Cable</th> <th>Preamp</th> <th>Aux</th> <th>APos</th> <th>TPos</th> <th>Remark</th> </tr> <tr> <th>Freq</th> <th>Level</th> <th>Line</th> <th>Margin</th> <th>Level</th> <th>Factor</th> <th>Loss</th> <th>Factor</th> <th>Factor</th> </tr> <tr> <th>MHz</th> <th>dBuV/m</th> <th>dBuV/m</th> <th>dB</th> <th>dBuV</th> <th>dB/m</th> <th>dB</th> <th>dB</th> <th>dB</th> </tr> </thead> <tbody> <tr> <td>1</td> <td>4924.00</td> <td>43.34</td> <td>74.00</td> <td>-30.66</td> <td>60.74</td> <td>34.53</td> <td>10.40</td> <td>62.33</td> <td>0.00</td> <td>---</td> <td>---</td> <td>PEAK</td> </tr> <tr> <td>2</td> <td>7386.00</td> <td>42.49</td> <td>74.00</td> <td>-31.51</td> <td>58.44</td> <td>35.80</td> <td>12.88</td> <td>64.63</td> <td>0.00</td> <td>---</td> <td>---</td> <td>PEAK</td> </tr> </tbody> </table>	Limit	Read	Ant	Cable	Preamp	Aux	APos	TPos	Remark	Freq	Level	Line	Margin	Level	Factor	Loss	Factor	Factor	MHz	dBuV/m	dBuV/m	dB	dBuV	dB/m	dB	dB	dB	1	4924.00	43.34	74.00	-30.66	60.74	34.53	10.40	62.33	0.00	---	---	PEAK	2	7386.00	42.49	74.00	-31.51	58.44	35.80	12.88	64.63	0.00	---	---	PEAK	<table border="1"> <thead> <tr> <th>Limit</th> <th>Read</th> <th>Ant</th> <th>Cable</th> <th>Preamp</th> <th>Aux</th> <th>APos</th> <th>TPos</th> <th>Remark</th> </tr> <tr> <th>Freq</th> <th>Level</th> <th>Line</th> <th>Margin</th> <th>Level</th> <th>Factor</th> <th>Loss</th> <th>Factor</th> <th>Factor</th> </tr> <tr> <th>MHz</th> <th>dBuV/m</th> <th>dBuV/m</th> <th>dB</th> <th>dBuV</th> <th>dB/m</th> <th>dB</th> <th>dB</th> <th>dB</th> </tr> </thead> <tbody> <tr> <td>1</td> <td>4924.00</td> <td>43.34</td> <td>74.00</td> <td>-30.66</td> <td>60.74</td> <td>34.53</td> <td>10.40</td> <td>62.33</td> <td>0.00</td> <td>---</td> <td>---</td> <td>PEAK</td> </tr> <tr> <td>2</td> <td>7386.00</td> <td>41.99</td> <td>74.00</td> <td>-32.01</td> <td>57.94</td> <td>35.80</td> <td>12.88</td> <td>64.63</td> <td>0.00</td> <td>---</td> <td>---</td> <td>PEAK</td> </tr> </tbody> </table>	Limit	Read	Ant	Cable	Preamp	Aux	APos	TPos	Remark	Freq	Level	Line	Margin	Level	Factor	Loss	Factor	Factor	MHz	dBuV/m	dBuV/m	dB	dBuV	dB/m	dB	dB	dB	1	4924.00	43.34	74.00	-30.66	60.74	34.53	10.40	62.33	0.00	---	---	PEAK	2	7386.00	41.99	74.00	-32.01	57.94	35.80	12.88	64.63	0.00	---	---	PEAK
Limit	Read	Ant	Cable	Preamp	Aux	APos	TPos	Remark																																																																																																				
Freq	Level	Line	Margin	Level	Factor	Loss	Factor	Factor																																																																																																				
MHz	dBuV/m	dBuV/m	dB	dBuV	dB/m	dB	dB	dB																																																																																																				
1	4924.00	43.34	74.00	-30.66	60.74	34.53	10.40	62.33	0.00	---	---	PEAK																																																																																																
2	7386.00	42.49	74.00	-31.51	58.44	35.80	12.88	64.63	0.00	---	---	PEAK																																																																																																
Limit	Read	Ant	Cable	Preamp	Aux	APos	TPos	Remark																																																																																																				
Freq	Level	Line	Margin	Level	Factor	Loss	Factor	Factor																																																																																																				
MHz	dBuV/m	dBuV/m	dB	dBuV	dB/m	dB	dB	dB																																																																																																				
1	4924.00	43.34	74.00	-30.66	60.74	34.53	10.40	62.33	0.00	---	---	PEAK																																																																																																
2	7386.00	41.99	74.00	-32.01	57.94	35.80	12.88	64.63	0.00	---	---	PEAK																																																																																																

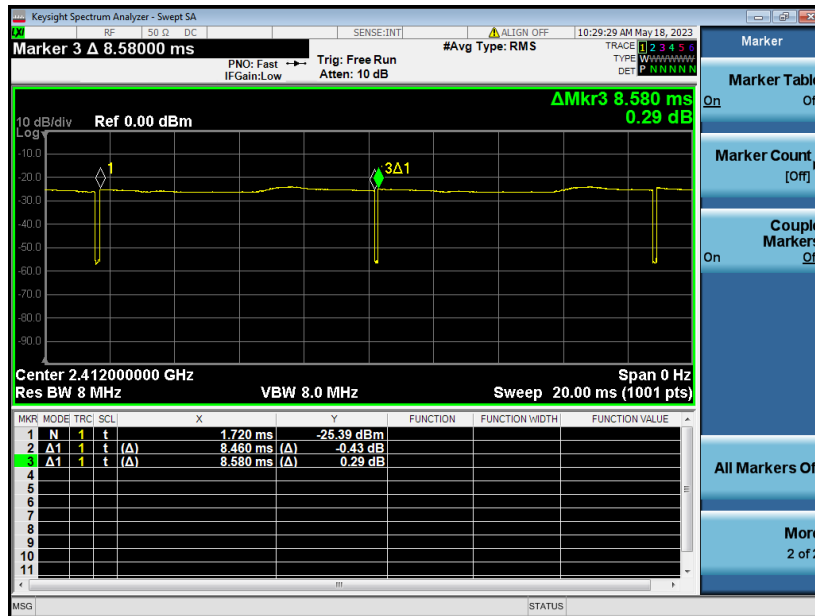


Mode	1																																																																																																																																																																									
	LF																																																																																																																																																																									
	2400-2483.5_802.11b_CH01_2412MHz																																																																																																																																																																									
ANT	1																																																																																																																																																																									
Pol.	Horizontal	Vertical																																																																																																																																																																								
Peak	<table border="1"> <thead> <tr> <th>Peak</th> <th>Freq (MHz)</th> <th>Level (dBuV/m)</th> <th>Over Limit (dB)</th> <th>Limit (dBuV/m)</th> <th>Read Level (dBuV)</th> <th>Cable Loss (dB)</th> <th>Antenna Factor (dB/m)</th> <th>Preamp Factor (dB)</th> <th>A/Pos (cm)</th> <th>T/Pos (deg)</th> <th>Remark</th> </tr> </thead> <tbody> <tr><td>1</td><td>130.88</td><td>16.13</td><td>-27.37</td><td>43.50</td><td>29.19</td><td>1.52</td><td>17.59</td><td>32.17</td><td>---</td><td>---</td><td>Peak</td></tr> <tr><td>2</td><td>260.86</td><td>18.94</td><td>-27.06</td><td>46.00</td><td>28.60</td><td>2.18</td><td>20.33</td><td>32.17</td><td>---</td><td>---</td><td>Peak</td></tr> <tr><td>3</td><td>435.46</td><td>27.28</td><td>-18.72</td><td>46.00</td><td>34.14</td><td>2.82</td><td>22.75</td><td>32.43</td><td>---</td><td>---</td><td>Peak</td></tr> <tr><td>4</td><td>622.67</td><td>28.08</td><td>-17.92</td><td>46.00</td><td>30.94</td><td>3.37</td><td>26.12</td><td>32.35</td><td>---</td><td>---</td><td>Peak</td></tr> <tr><td>5</td><td>806.97</td><td>30.06</td><td>-15.94</td><td>46.00</td><td>29.90</td><td>3.84</td><td>28.35</td><td>32.03</td><td>---</td><td>---</td><td>Peak</td></tr> <tr><td>6</td><td>913.67</td><td>33.65</td><td>-12.35</td><td>46.00</td><td>31.33</td><td>4.07</td><td>29.62</td><td>31.37</td><td>---</td><td>---</td><td>Peak</td></tr> </tbody> </table>	Peak	Freq (MHz)	Level (dBuV/m)	Over Limit (dB)	Limit (dBuV/m)	Read Level (dBuV)	Cable Loss (dB)	Antenna Factor (dB/m)	Preamp Factor (dB)	A/Pos (cm)	T/Pos (deg)	Remark	1	130.88	16.13	-27.37	43.50	29.19	1.52	17.59	32.17	---	---	Peak	2	260.86	18.94	-27.06	46.00	28.60	2.18	20.33	32.17	---	---	Peak	3	435.46	27.28	-18.72	46.00	34.14	2.82	22.75	32.43	---	---	Peak	4	622.67	28.08	-17.92	46.00	30.94	3.37	26.12	32.35	---	---	Peak	5	806.97	30.06	-15.94	46.00	29.90	3.84	28.35	32.03	---	---	Peak	6	913.67	33.65	-12.35	46.00	31.33	4.07	29.62	31.37	---	---	Peak	<table border="1"> <thead> <tr> <th>Peak</th> <th>Freq (MHz)</th> <th>Level (dBuV/m)</th> <th>Over Limit (dB)</th> <th>Limit (dBuV/m)</th> <th>Read Level (dBuV)</th> <th>Cable Loss (dB)</th> <th>Antenna Factor (dB/m)</th> <th>Preamp Factor (dB)</th> <th>A/Pos (cm)</th> <th>T/Pos (deg)</th> <th>Remark</th> </tr> </thead> <tbody> <tr><td>1</td><td>30.00</td><td>25.69</td><td>-14.31</td><td>40.00</td><td>32.43</td><td>0.45</td><td>25.10</td><td>32.29</td><td>---</td><td>---</td><td>Peak</td></tr> <tr><td>2</td><td>259.89</td><td>18.48</td><td>-27.52</td><td>46.00</td><td>28.08</td><td>2.17</td><td>20.40</td><td>32.17</td><td>---</td><td>---</td><td>Peak</td></tr> <tr><td>3</td><td>407.33</td><td>21.32</td><td>-24.68</td><td>46.00</td><td>28.81</td><td>2.72</td><td>22.08</td><td>32.29</td><td>---</td><td>---</td><td>Peak</td></tr> <tr><td>4</td><td>566.41</td><td>25.69</td><td>-20.31</td><td>46.00</td><td>29.41</td><td>3.21</td><td>25.53</td><td>32.46</td><td>---</td><td>---</td><td>Peak</td></tr> <tr><td>5</td><td>768.17</td><td>29.16</td><td>-16.84</td><td>46.00</td><td>29.35</td><td>3.74</td><td>28.20</td><td>32.13</td><td>---</td><td>---</td><td>Peak</td></tr> <tr><td>6</td><td>958.29</td><td>32.40</td><td>-13.60</td><td>46.00</td><td>28.20</td><td>4.17</td><td>30.93</td><td>30.90</td><td>---</td><td>---</td><td>Peak</td></tr> </tbody> </table>	Peak	Freq (MHz)	Level (dBuV/m)	Over Limit (dB)	Limit (dBuV/m)	Read Level (dBuV)	Cable Loss (dB)	Antenna Factor (dB/m)	Preamp Factor (dB)	A/Pos (cm)	T/Pos (deg)	Remark	1	30.00	25.69	-14.31	40.00	32.43	0.45	25.10	32.29	---	---	Peak	2	259.89	18.48	-27.52	46.00	28.08	2.17	20.40	32.17	---	---	Peak	3	407.33	21.32	-24.68	46.00	28.81	2.72	22.08	32.29	---	---	Peak	4	566.41	25.69	-20.31	46.00	29.41	3.21	25.53	32.46	---	---	Peak	5	768.17	29.16	-16.84	46.00	29.35	3.74	28.20	32.13	---	---	Peak	6	958.29	32.40	-13.60	46.00	28.20	4.17	30.93	30.90	---	---	Peak
	Peak	Freq (MHz)	Level (dBuV/m)	Over Limit (dB)	Limit (dBuV/m)	Read Level (dBuV)	Cable Loss (dB)	Antenna Factor (dB/m)	Preamp Factor (dB)	A/Pos (cm)	T/Pos (deg)	Remark																																																																																																																																																														
1	130.88	16.13	-27.37	43.50	29.19	1.52	17.59	32.17	---	---	Peak																																																																																																																																																															
2	260.86	18.94	-27.06	46.00	28.60	2.18	20.33	32.17	---	---	Peak																																																																																																																																																															
3	435.46	27.28	-18.72	46.00	34.14	2.82	22.75	32.43	---	---	Peak																																																																																																																																																															
4	622.67	28.08	-17.92	46.00	30.94	3.37	26.12	32.35	---	---	Peak																																																																																																																																																															
5	806.97	30.06	-15.94	46.00	29.90	3.84	28.35	32.03	---	---	Peak																																																																																																																																																															
6	913.67	33.65	-12.35	46.00	31.33	4.07	29.62	31.37	---	---	Peak																																																																																																																																																															
Peak	Freq (MHz)	Level (dBuV/m)	Over Limit (dB)	Limit (dBuV/m)	Read Level (dBuV)	Cable Loss (dB)	Antenna Factor (dB/m)	Preamp Factor (dB)	A/Pos (cm)	T/Pos (deg)	Remark																																																																																																																																																															
1	30.00	25.69	-14.31	40.00	32.43	0.45	25.10	32.29	---	---	Peak																																																																																																																																																															
2	259.89	18.48	-27.52	46.00	28.08	2.17	20.40	32.17	---	---	Peak																																																																																																																																																															
3	407.33	21.32	-24.68	46.00	28.81	2.72	22.08	32.29	---	---	Peak																																																																																																																																																															
4	566.41	25.69	-20.31	46.00	29.41	3.21	25.53	32.46	---	---	Peak																																																																																																																																																															
5	768.17	29.16	-16.84	46.00	29.35	3.74	28.20	32.13	---	---	Peak																																																																																																																																																															
6	958.29	32.40	-13.60	46.00	28.20	4.17	30.93	30.90	---	---	Peak																																																																																																																																																															

Appendix D. Duty Cycle Plots

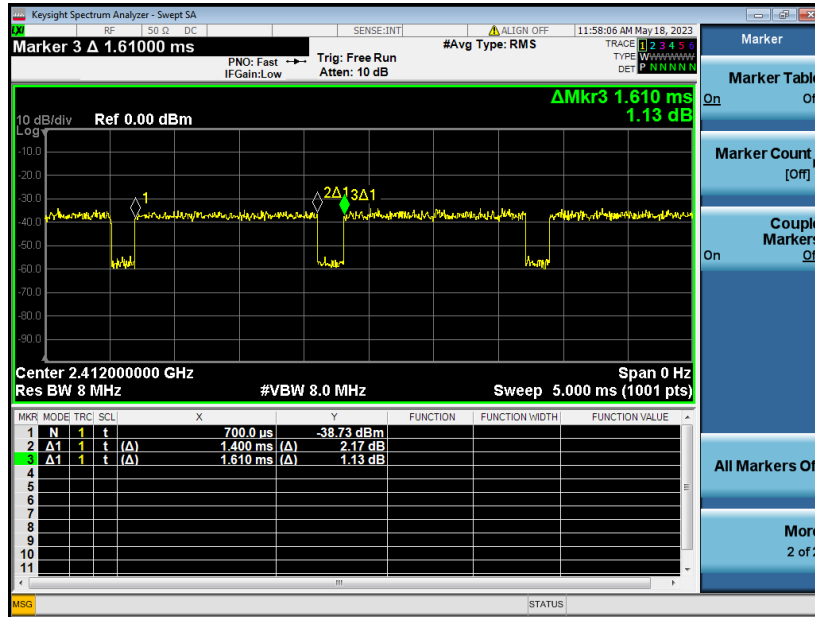
Band	Duty Cycle(%)	T(ms)	1/T(kHz)	VBW Setting
802.11b	98.60	-	-	10Hz
802.11g	86.96	1.4	0.714	0.75KHz
802.11n HT20	88.51	1.31	0.763	0.82KHz

802.11b





802.11g



802.11n HT20

