



FCC RF Test Report

APPLICANT : Ningbo Lingzhu Technology CO., Ltd.
EQUIPMENT : Smart Control Panel L
MODEL NAME : TPP05-Z(US)
FCC ID : 2A789-TPP05
STANDARD : 47 CFR Part 15 Subpart C §15.247
CLASSIFICATION : (DTS) Digital Transmission System
TEST DATE(S) : Jul. 28, 2023 ~ Aug. 28, 2023

We, Sporton International Inc. (Kunshan), would like to declare that the tested sample has been evaluated in accordance with the test procedures and has been in compliance with the applicable technical standards.

The test results in this report apply exclusively to the tested model / sample. Without written approval of Sporton International Inc. (Kunshan), the test report shall not be reproduced except in full.

Jason Jia

Approved by: Jason Jia



Sporton International Inc. (Kunshan)

**No. 1098, Pengxi North Road, Kunshan Economic Development Zone Jiangsu Province 215300
People's Republic of China**



TABLE OF CONTENTS

SUMMARY OF TEST RESULT 4

1 GENERAL DESCRIPTION..... 5

1.1 Applicant 5

1.2 Manufacturer..... 5

1.3 Product Feature of Equipment Under Test..... 5

1.4 Product Specification of Equipment Under Test..... 5

1.5 Modification of EUT 5

1.6 Testing Location 6

1.7 Test Software..... 6

1.8 Applicable Standards..... 6

2 TEST CONFIGURATION OF EQUIPMENT UNDER TEST..... 7

2.1 Carrier Frequency Channel 7

2.2 Test Mode..... 7

2.3 Connection Diagram of Test System..... 8

2.4 Support Unit used in test configuration and system 9

2.5 EUT Operation Test Setup 9

2.6 Measurement Results Explanation Example..... 9

3 TEST RESULT 10

3.1 6dB and 99% Bandwidth Measurement 10

3.2 Output Power Measurement..... 15

3.3 Power Spectral Density Measurement 16

3.4 Conducted Band Edges and Spurious Emission Measurement 21

3.5 Spurious Emission Measurement in the Restricted Band 28

3.6 AC Conducted Emission Measurement..... 32

3.7 Antenna Requirements..... 34

4 LIST OF MEASURING EQUIPMENT..... 35

5 MEASUREMENT UNCERTAINTY 36

APPENDIX A. CONDUCTED TEST RESULTS

APPENDIX B. AC CONDUCTED EMISSION TEST RESULT

APPENDIX C. RADIATED SPURIOUS EMISSION

APPENDIX D. DUTY CYCLE PLOTS

APPENDIX E. SETUP PHOTOGRAPHS



REVISION HISTORY

REPORT NO.	VERSION	DESCRIPTION	ISSUED DATE
FR372501B	Rev. 01	Initial issue of report	Sep. 01, 2023



SUMMARY OF TEST RESULT

Report Section	FCC Rule	Description	Limit	Result	Remark
3.1	15.247(a)(2)	6dB Bandwidth	≥ 0.5MHz	Pass	-
3.1	-	99% Bandwidth	-	Pass	-
3.2	15.247(b)(3)	Output Power	≤ 30dBm	Pass	-
3.3	15.247(e)	Power Spectral Density	≤ 8dBm/3kHz	Pass	-
3.4	15.247(d)	Conducted Band Edges and Spurious Emission	≤ 20dBc	Pass	-
3.5	15.247(d)	Radiated Band Edges and Spurious Emission	15.209(a) & 15.247(d)	Pass	Under limit 3.39 dB at 2483.52 MHz
3.6	15.207	AC Conducted Emission	15.207(a)	Pass	Under limit 9.35 dB at 0.476 MHz
3.7	15.203 & 15.247(b)	Antenna Requirement	15.203 & 15.247(b)	Pass	-

Conformity Assessment Condition:

1. The test results (PASS/FAIL) with all measurement uncertainty excluded are presented against the regulation limits or in accordance with the requirements stipulated by the applicant/manufacturer who shall bear all the risks of non-compliance that may potentially occur if measurement uncertainty is taken into account.
2. The measurement uncertainty please refer to each test result in the section "Measurement Uncertainty"

Disclaimer:

The product specifications of the EUT presented in the test report that may affect the test assessments are declared by the manufacturer who shall take full responsibility for the authenticity.



1 General Description

1.1 Applicant

Ningbo Lingzhu Technology CO., Ltd.

No.578,Building 7,No.535 Kangqiao South Road,Jiangbei District,Ningbo,PRC

1.2 Manufacturer

Ningbo Lingzhu Technology CO., Ltd.

No.578,Building 7,No.535 Kangqiao South Road,Jiangbei District,Ningbo,PRC

1.3 Product Feature of Equipment Under Test

Product Feature	
Equipment	Smart Control Panel L
Model Name	TPP05-Z(US)
FCC ID	2A789-TPP05
SN Code	Conducted: NSZEE18MK00008 Conduction: NSZEE18MK0005A Radiation: NSZEE18MK00008

Remark: The above EUT's information was declared by manufacturer. Please refer to the specifications or user's manual for more detailed description.

1.4 Product Specification of Equipment Under Test

Standards-related Product Specification	
Tx/Rx Frequency Range	2405 MHz ~ 2480 MHz
Number of Channels	16
Channel Spacing	5 MHz
Carrier Frequency of Each Channel	2405 MHz, 2410MHz, ..., 2480MHz
Maximum Output Power to Antenna	17.29 dBm (0.0536 W)
99% Occupied Bandwidth	2.25 MHz
Antenna Type / Gain	IPEX Antenna type with gain -0.95 dBi
Type of Modulation	QPSK/O-QPSK

1.5 Modification of EUT

No modifications are made to the EUT during all test items.



1.6 Testing Location

Sporton International Inc. (Kunshan) is accredited to ISO/IEC 17025:2017 by American Association for Laboratory Accreditation with Certificate Number 5145.02.

Test Firm	Sporton International Inc. (Kunshan)		
Test Site Location	No. 1098, Pengxi North Road, Kunshan Economic Development Zone Jiangsu Province 215300 People's Republic of China TEL : +86-512-57900158		
Test Site No.	Sporton Site No.	FCC Designation No.	FCC Test Firm Registration No.
	CO01-KS 03CH07-KS TH01-KS	CN1257	314309

1.7 Test Software

Item	Site	Manufacturer	Name	Version
1.	03CH07-KS	AUDIX	E3	210616
2.	CO01-KS	AUDIX	E3	6.2009-8-24

1.8 Applicable Standards

According to the specifications of the manufacturer, the EUT must comply with the requirements of the following standards:

- ♦ 47 CFR Part 15 Subpart C §15.247
- ♦ FCC KDB 558074 D01 15.247 Meas Guidance v05
- ♦ ANSI C63.10-2013

Remark:

1. All test items were verified and recorded according to the standards and without any deviation during the test.
2. This EUT has also been tested and complied with the requirements of FCC Part 15, Subpart B, recorded in a separate test report.



2 Test Configuration of Equipment Under Test

2.1 Carrier Frequency Channel

Frequency Band	Channel	Freq. (MHz)	Channel	Freq. (MHz)
2400-2483.5 MHz	11	2405	19	2445
	12	2410	20	2450
	13	2415	21	2455
	14	2420	22	2460
	15	2425	23	2465
	16	2430	24	2470
	17	2435	25	2475
	18	2440	26	2480

2.2 Test Mode

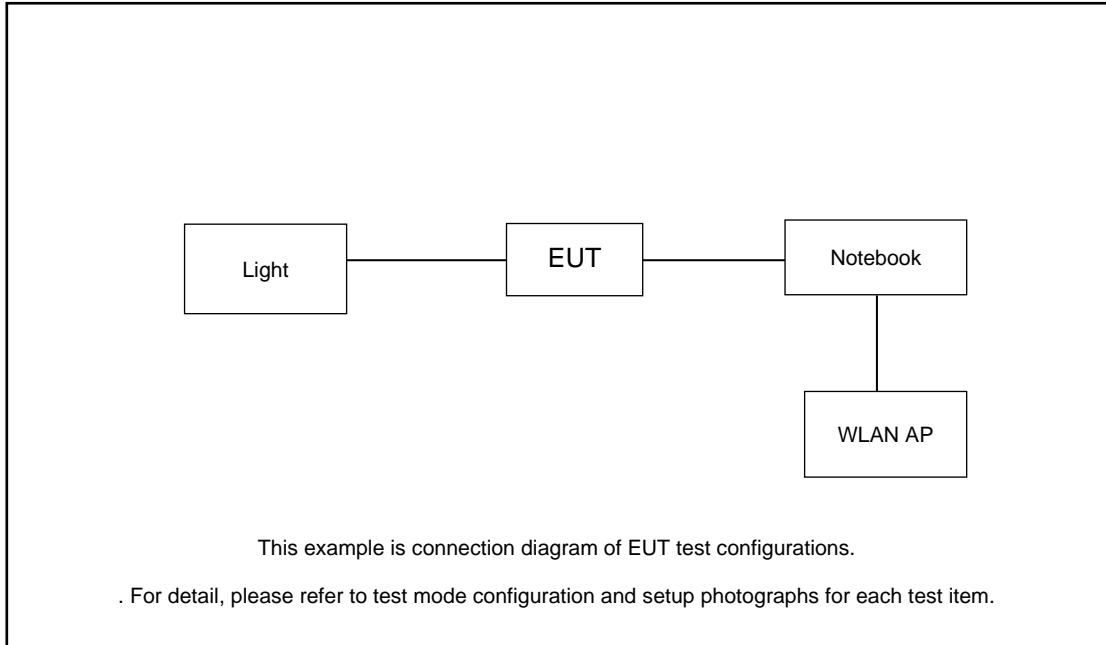
- a. The EUT has been associated with peripherals and configuration operated in a manner tended to maximize its emission characteristics in a typical application. Frequency range investigated: conduction (150 kHz to 30 MHz), radiation (9 kHz to the 10th harmonic of the highest fundamental frequency or to 40 GHz, whichever is lower). Pre-scanned tests, X, Y, Z in three orthogonal panels to determine the final configuration (X plane as worst plane) from all possible combinations.
- b. AC power line Conducted Emission was tested under maximum output power.

The following summary table is showing all test modes to demonstrate in compliance with the standard.

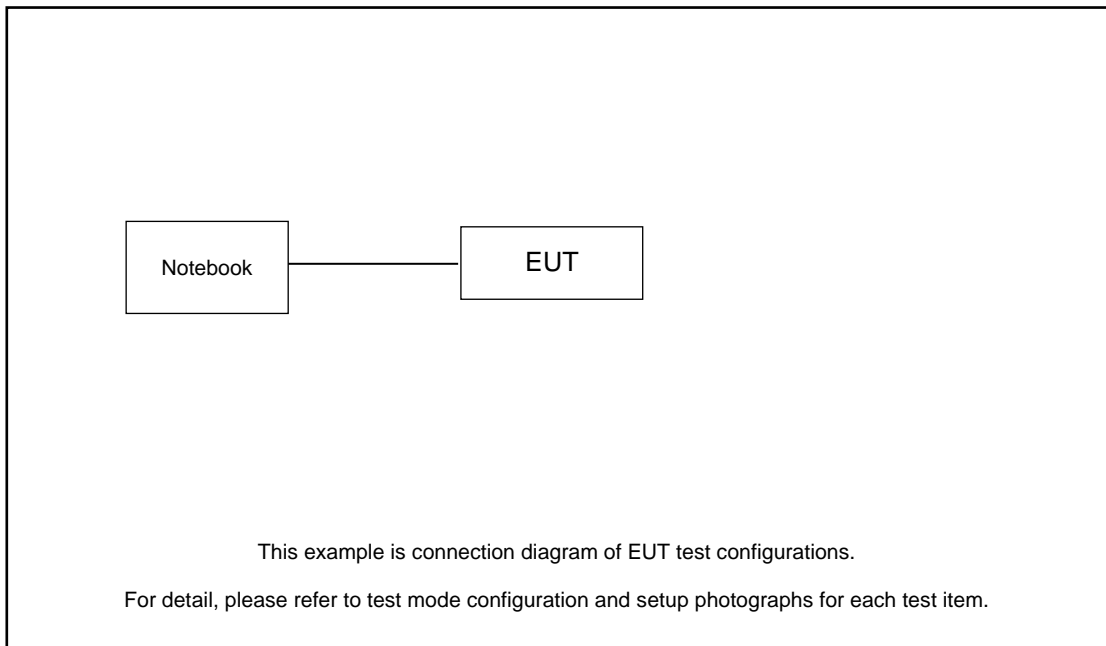
Summary table of Test Cases	
Test Item	Data Rate / Modulation
	250kbps / Zigbee
Conducted TCs	Mode 1: Zigbee Tx CH11_2405 MHz
	Mode 2: Zigbee Tx CH18_2440 MHz
	Mode 3: Zigbee Tx CH25_2475 MHz
	Mode 4: Zigbee Tx CH26_2480 MHz
Radiated TCs	Mode 1: Zigbee Tx CH11_2405 MHz
	Mode 2: Zigbee Tx CH18_2440 MHz
	Mode 3: Zigbee Tx CH25_2475 MHz
	Mode 4: Zigbee Tx CH26_2480 MHz
AC Conducted Emission	Mode 1: Zigbee Link + WLAN Link(2.4G) + L1+L2 light link + RS485 Link + AC Power

2.3 Connection Diagram of Test System

Conducted Emission:



Radiated Emission:



2.4 Support Unit used in test configuration and system

Item	Equipment	Trade Name	Model Name	FCC ID	Data Cable	Power Cord
1.	Notebook	Lenovo	G480	QDS-BRCM1050I	N/A	shielded cable DC O/P 1.8m , Unshielded AC I/P cable 1.8m
2.	WLAN AP	D-link	DIR-655	KA21R655B1	N/A	Unshielded,1.8m
3.	Light	NA	NA	NA	NA	NA
4.	AC Power	NA	NA	NA	NA	NA

2.5 EUT Operation Test Setup

For ZigBee function, the engineering test program was provided and enabled to make EUT continuous transmit.

For AC power line conducted emissions, the EUT was set to connect with the WLAN AP under large package sizes transmission.

2.6 Measurement Results Explanation Example

For all conducted test items:

The offset level is set in the spectrum analyzer to compensate the RF cable loss and attenuator factor between EUT conducted output port and spectrum analyzer. With the offset compensation, the spectrum analyzer reading level is exactly the EUT RF output level.

Example :

The spectrum analyzer offset is derived from RF cable loss and attenuator factor.

Offset = RF cable loss + attenuator factor.

Following shows an offset computation example with cable loss 5.80 dB and 10dB attenuator.

$$\begin{aligned}
 \text{Offset(dB)} &= \text{RF cable loss(dB)} + \text{attenuator factor(dB)}. \\
 &= 5.80 + 10 = 15.80 \text{ (dB)}
 \end{aligned}$$

3 Test Result

3.1 6dB and 99% Bandwidth Measurement

3.1.1 Limit of 6dB and 99% Bandwidth

The minimum 6 dB bandwidth shall be at least 500 kHz.

3.1.2 Measuring Instruments

The section 4.0 of List of Measuring Equipment of this test report is used for test.

3.1.3 Test Procedures

1. The testing follows ANSI C63.10-2013 clause 11.8
2. The RF output of EUT was connected to the spectrum analyzer by RF cable and attenuator. The path loss was compensated to the results for each measurement.
3. Set to the maximum power setting and enable the EUT transmit continuously.
4. Make the measurement with the spectrum analyzer's resolution bandwidth (RBW) = 100 kHz. Set the Video bandwidth (VBW) = 300 kHz. In order to make an accurate measurement. The 6 dB bandwidth must be greater than 500 kHz.
5. For 99% Bandwidth Measurement, the spectrum analyzer's resolution bandwidth (RBW) is set 30kHz and set the Video bandwidth (VBW) = 100kHz.
6. Measure and record the results in the test report.

3.1.4 Test Setup

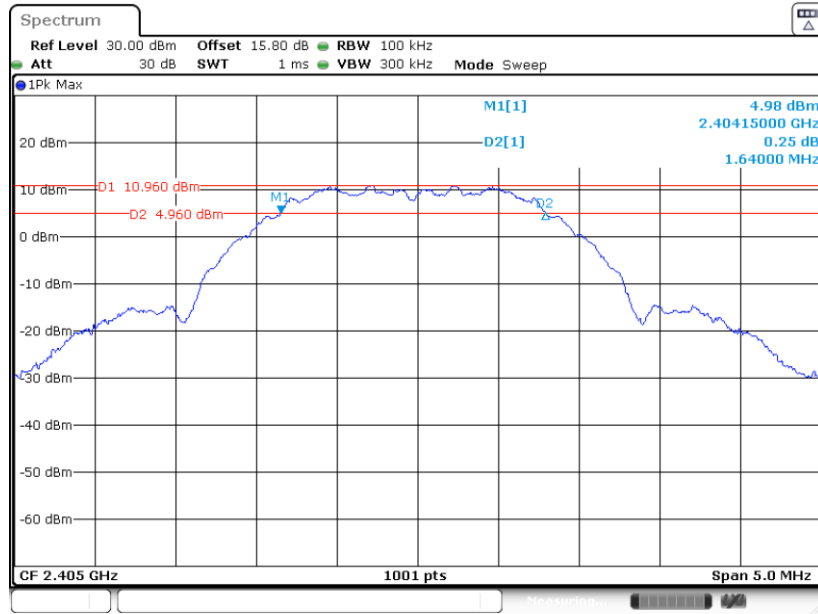




3.1.5 Test Result of 6dB Bandwidth

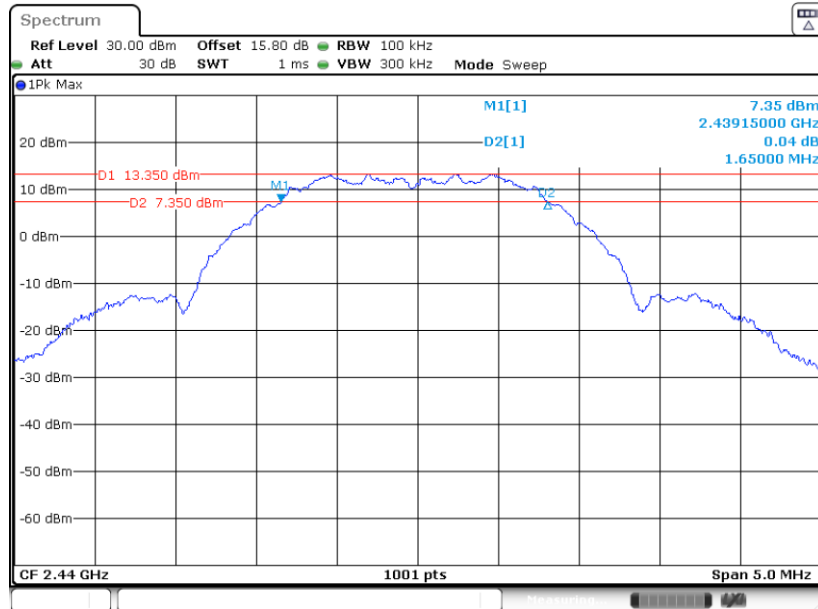
Test data refer to Appendix A.

6 dB Bandwidth Plot on Channel 11



Date: 28 JUL 2023 19:07:29

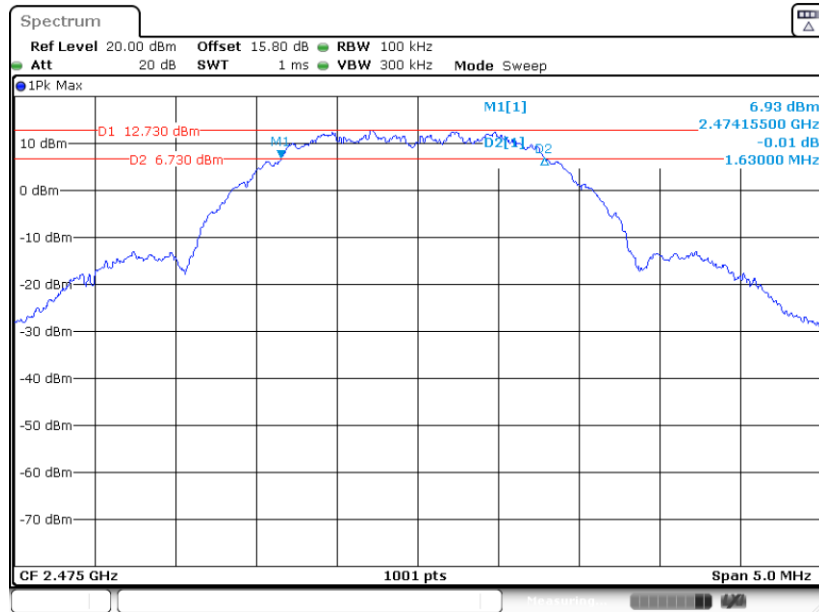
6 dB Bandwidth Plot on Channel 18



Date: 28 JUL 2023 19:11:39

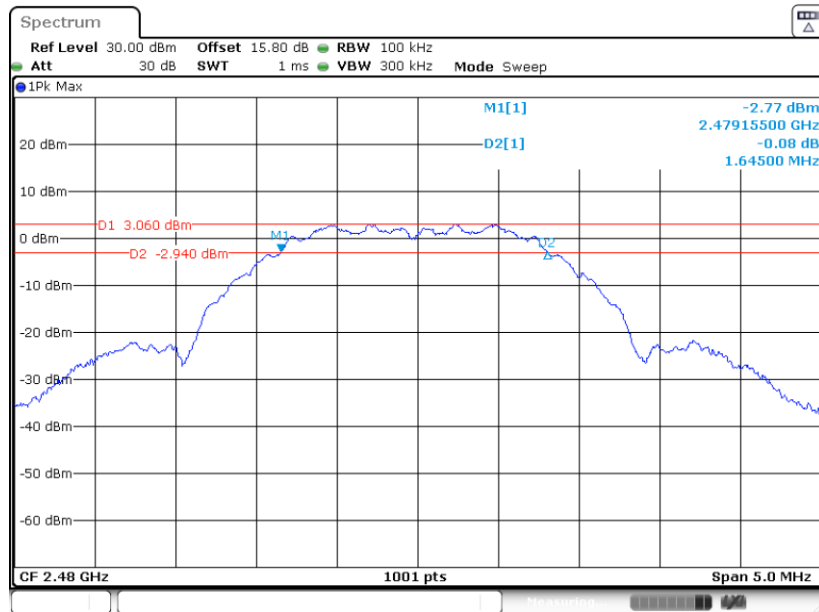


6 dB Bandwidth Plot on Channel 25



Date: 2.AUG.2023 15:36:26

6 dB Bandwidth Plot on Channel 26



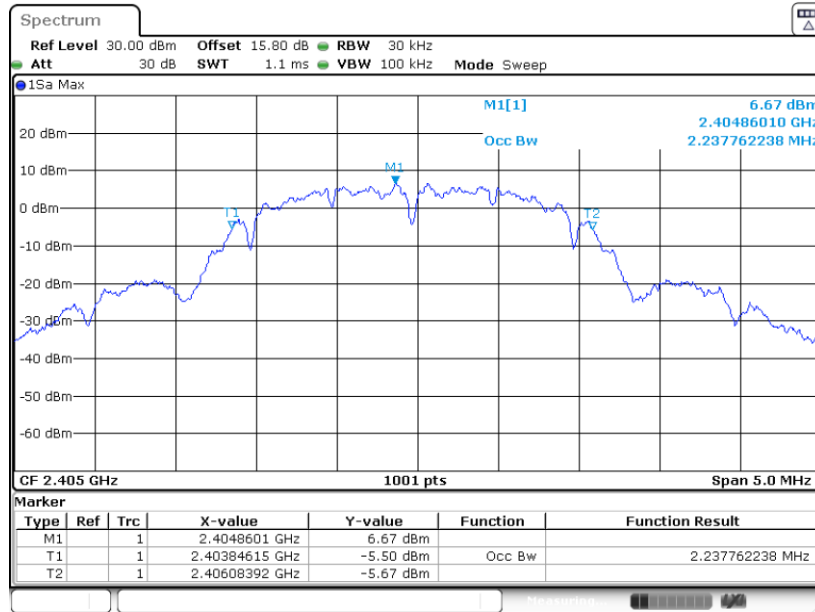
Date: 28.JUL.2023 19:14:35



3.1.6 Test Result of 99% Occupied Bandwidth

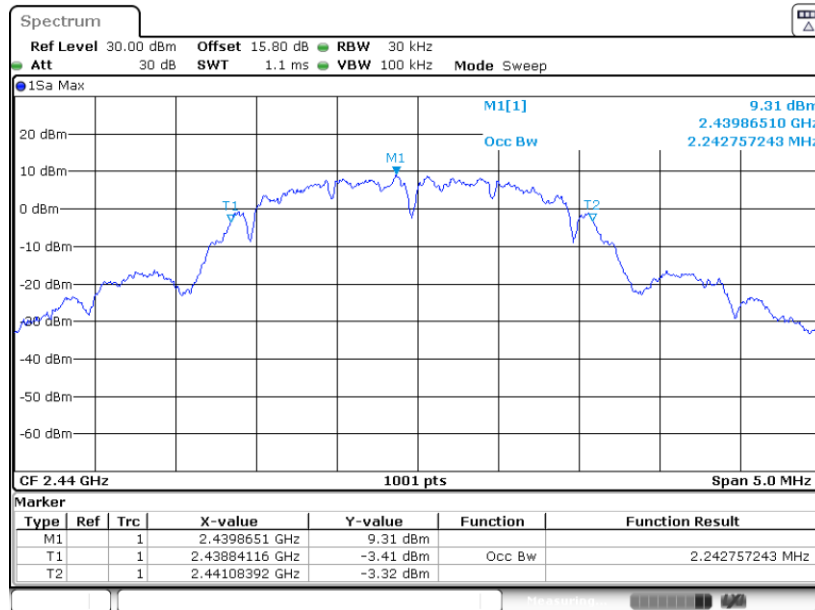
Test data refer to Appendix A.

99% Bandwidth Plot on Channel 11



Date: 28 JUL 2023 19:09:15

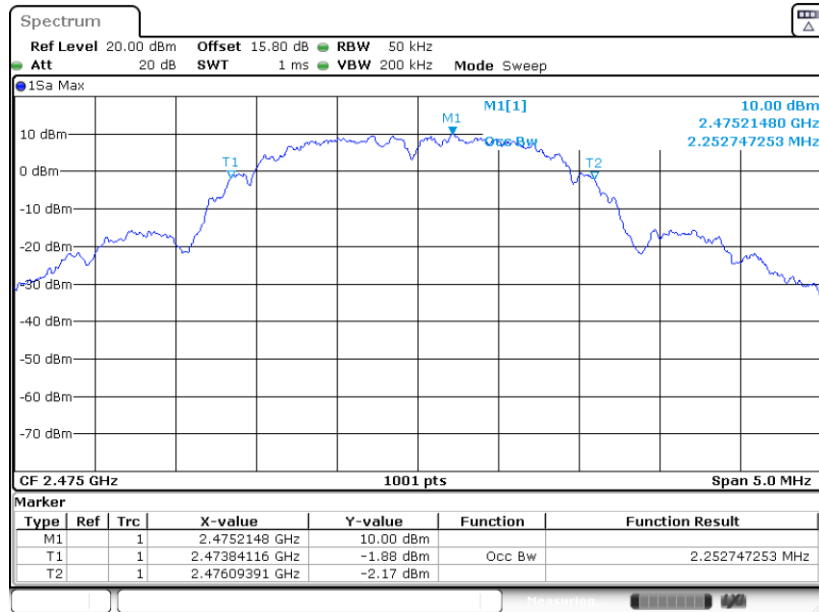
99% Occupied Bandwidth Plot on Channel 18



Date: 28 JUL 2023 19:13:06

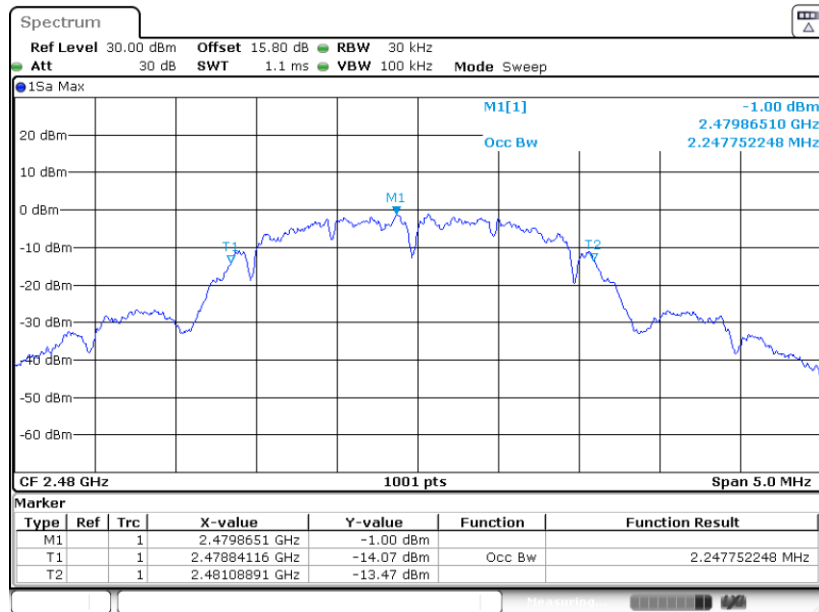


99% Occupied Bandwidth Plot on Channel 25



Date: 2.AUG.2023 15:38:13

99% Occupied Bandwidth Plot on Channel 26



Date: 28.JUL.2023 19:16:21

Note : The occupied channel bandwidth is maintained within the band of operation for all of the modulations.

3.2 Output Power Measurement

3.2.1 Limit of Peak Output Power

For systems using digital modulation in the 2400-2483.5MHz, the limit for peak output power is 30dBm. If transmitting antenna of directional gain greater than 6dBi is used, the peak output power from the intentional radiator shall be reduced below the above stated value by the amount in dB that the directional gain of the antenna exceeds 6 dBi. In case of point-to-point operation, the limit has to be reduced by 1dB for every 3dB that the directional gain of the antenna exceeds 6dBi.

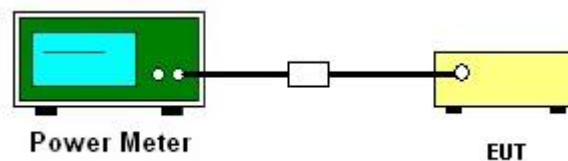
3.2.2 Measuring Instruments

The section 4.0 of List of Measuring Equipment of this test report is used for test.

3.2.3 Test Procedures

1. The testing follows the Measurement Procedure of ANSI C63.10-2013 clause 11.9.1.3 PKPM1 Peak power meter or ANSI C63.10-2013 clause 11.9.2.3.1 Method AVGPM method.
2. The RF output of EUT was connected to the power meter by RF cable and attenuator. The path loss was compensated to the results for each measurement.
3. Set to the maximum power setting and enable the EUT transmit continuously.
4. Measure the conducted output power and record the results in the test report.

3.2.4 Test Setup



3.2.5 Test Result of Peak Output Power

Test data refers to Appendix A.

3.2.6 Test Result of Average Output Power (Reporting Only)

Test data refers to Appendix A.

3.3 Power Spectral Density Measurement

3.3.1 Limit of Power Spectral Density

The peak power spectral density shall not be greater than 8dBm in any 3kHz band at any time interval of continuous transmission.

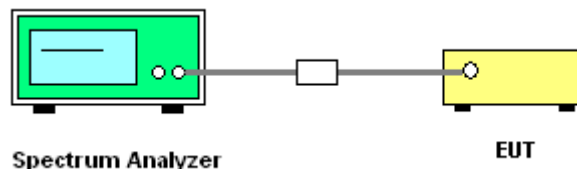
3.3.2 Measuring Instruments

The section 4.0 of List of Measuring Equipment of this test report is used for test.

3.3.3 Test Procedures

1. The testing follows Measurement Procedure of ANSI C63.10-2013 clause 11.10.2 Method PKPSD.
2. The RF output of EUT was connected to the spectrum analyzer by RF cable and attenuator. The path loss was compensated to the results for each measurement.
3. Set to the maximum power setting and enable the EUT transmit continuously.
4. Make the measurement with the spectrum analyzer's resolution bandwidth (RBW) = 3 kHz. Video bandwidth VBW = 10 kHz In order to make an accurate measurement, set the span to 1.5 times DTS Channel Bandwidth. (6dB BW)
5. Detector = peak, Sweep time = auto couple, Trace mode = max hold, Allow trace to fully stabilize. Use the peak marker function to determine the maximum power level.
6. Measure and record the results in the test report.
7. The Measured power density (dBm)/ 100kHz is a reference level and used as 20dBc down limit line for Conducted Band Edges and Conducted Spurious Emission.

3.3.4 Test Setup



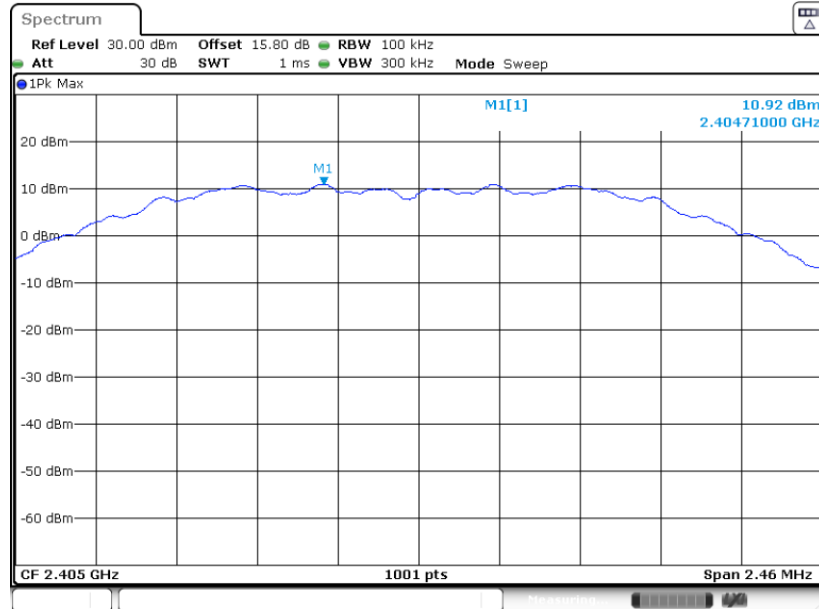
3.3.5 Test Result of Power Spectral Density

Test data refers to Appendix A.



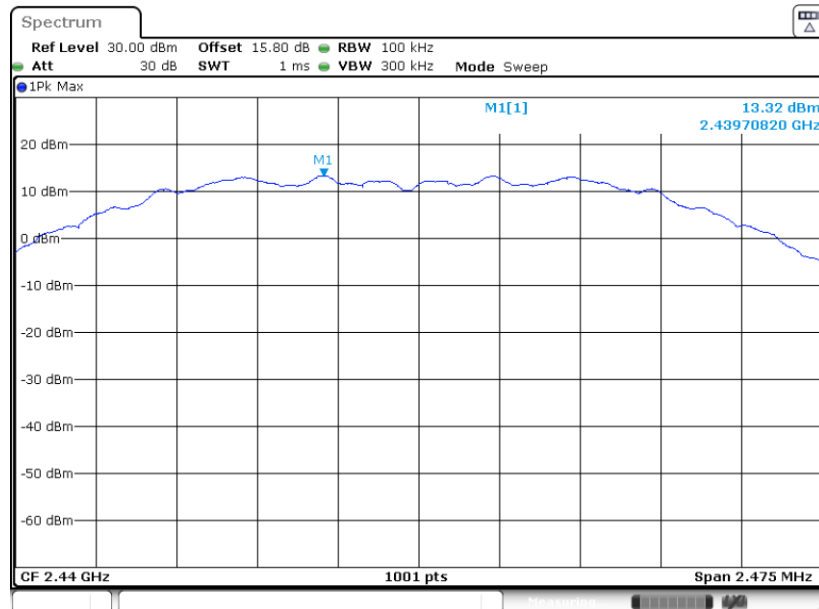
3.3.6 Test Result of Power Spectral Density Plots (100kHz)

PSD 100kHz Plot on Channel 11



Date: 28.JUL.2023 19:08:07

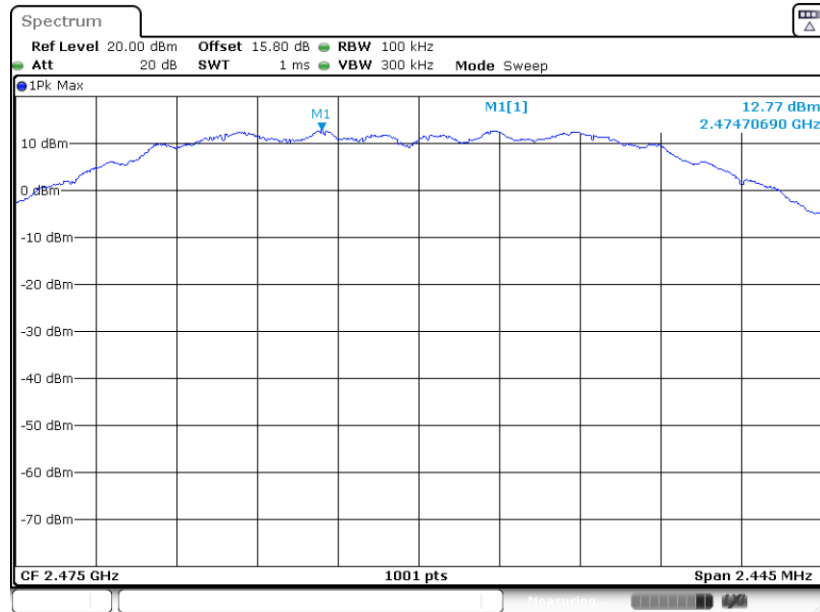
PSD 100kHz Plot on Channel 18



Date: 28.JUL.2023 19:12:17

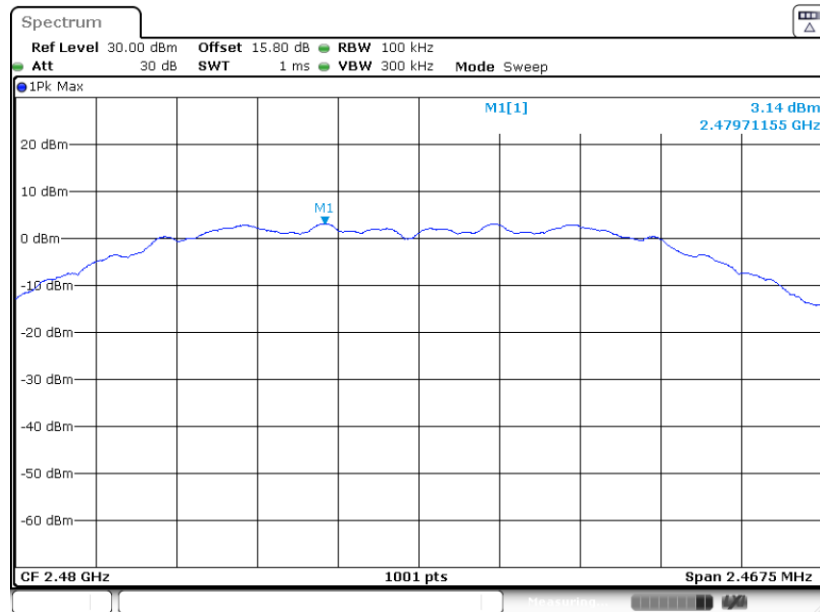


PSD 100kHz Plot on Channel 25



Date: 2.AUG.2023 15:37:04

PSD 100kHz Plot on Channel 26

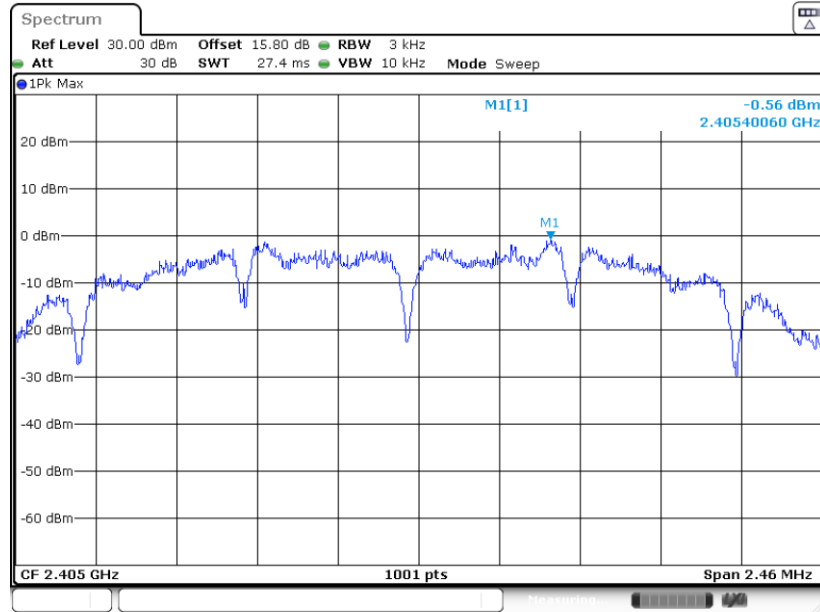


Date: 28.JUL.2023 19:15:13



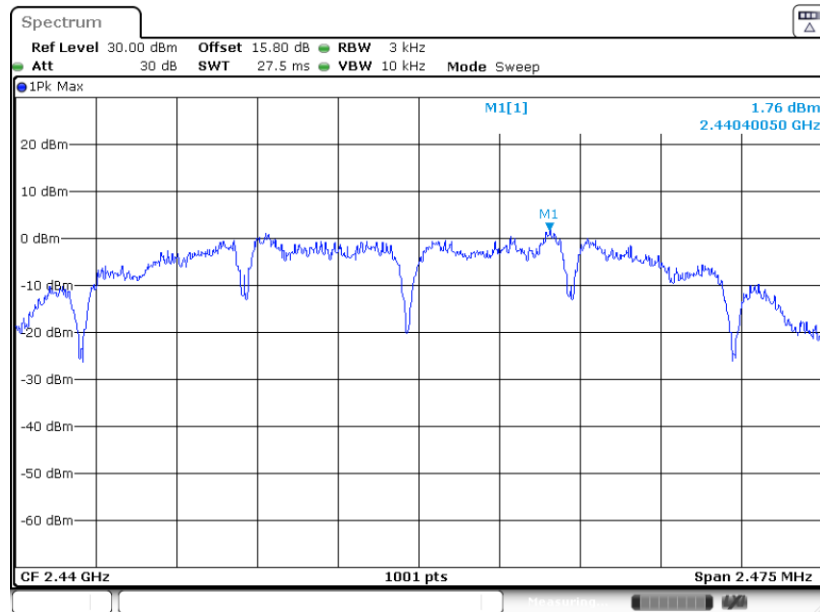
3.3.7 Test Result of Power Spectral Density Plots (3kHz)

PSD 3kHz Plot on Channel 11



Date: 28 JUL 2023 19:07:48

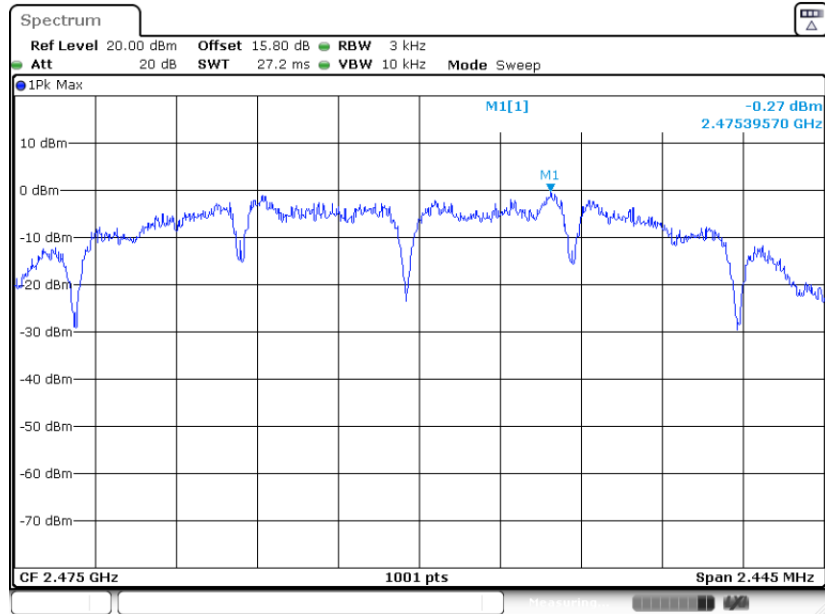
PSD 3kHz Plot on Channel 18



Date: 28 JUL 2023 19:11:58

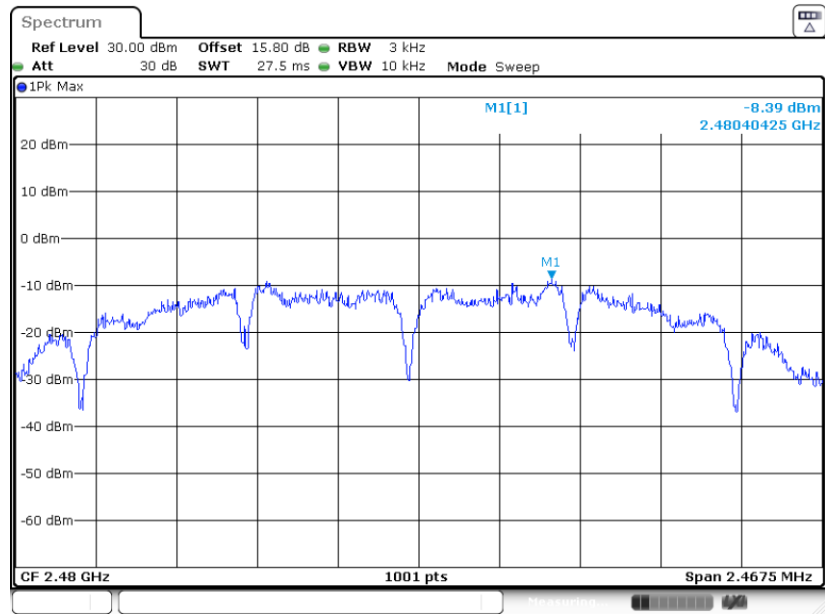


PSD 3kHz Plot on Channel 25



Date: 25.AUG.2023 16:52:20

PSD 3kHz Plot on Channel 26



Date: 28.JUL.2023 19:14:54

3.4 Conducted Band Edges and Spurious Emission Measurement

3.4.1 Limit of Conducted Band Edges and Spurious Emission

All harmonics/spurious must be at least 20 dB down from the highest emission level within the authorized band.

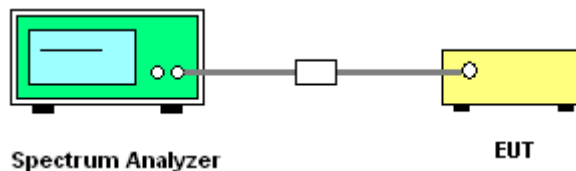
3.4.2 Measuring Instruments

The section 4.0 of List of Measuring Equipment of this test report is used for test.

3.4.3 Test Procedure

1. The testing follows ANSI C63.10-2013 clause 11.13
2. The RF output of EUT was connected to the spectrum analyzer by RF cable and attenuator. The path loss was compensated to the results for each measurement.
3. Set to the maximum power setting and enable the EUT transmit continuously.
4. Set RBW = 100 kHz, VBW=300 kHz, Peak Detector. Unwanted Emissions measured in any 100 kHz bandwidth outside of the authorized frequency band shall be attenuated by at least 20 dB relative to the maximum in-band peak PSD level in 100 kHz when maximum peak conducted output power procedure is used. If the transmitter complies with the conducted power limits based on the use of RMS averaging over a time interval, the attenuation required under this paragraph shall be 30 dB instead of 20 dB.
5. Measure and record the results in the test report.
6. The RF fundamental frequency should be excluded against the limit line in the operating frequency band.

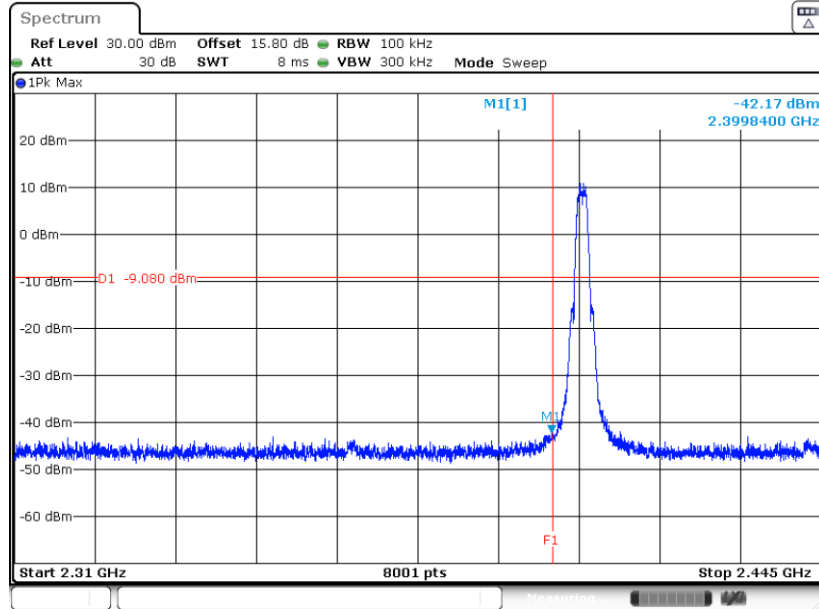
3.4.4 Test Setup





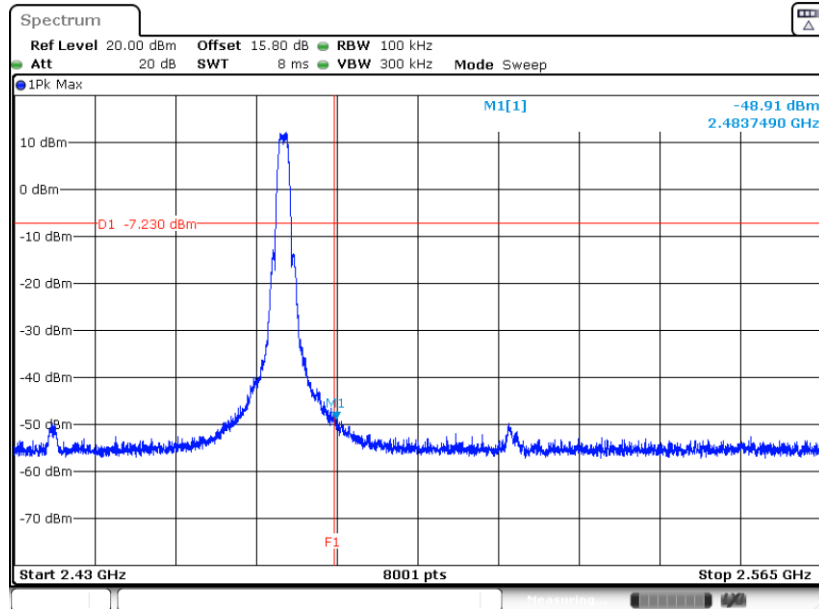
3.4.5 Test Result of Conducted Band Edges Plots

Low Band Edge Plot on Channel 11



Date: 28.JUL.2023 19:09:40

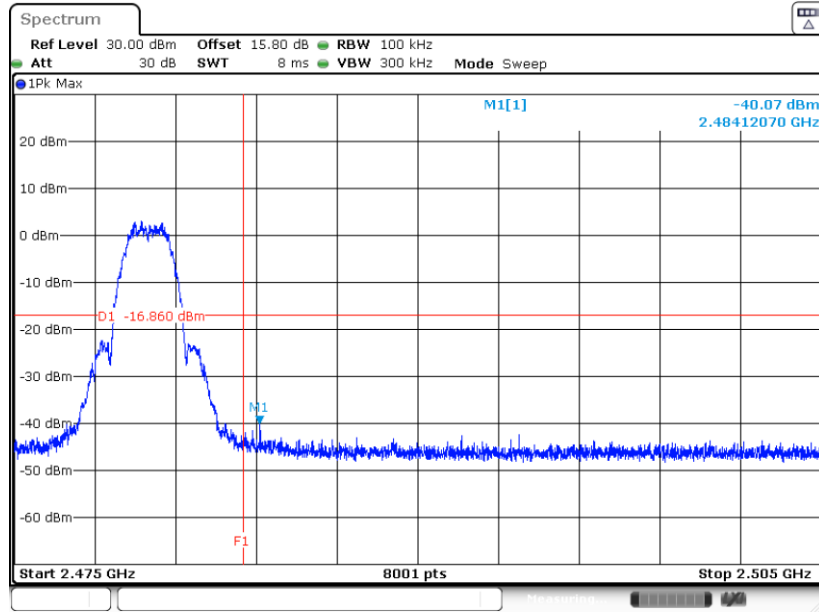
High Band Edge Plot on Channel 25



Date: 2.AUG.2023 15:37:23



High Band Edge Plot on Channel 26

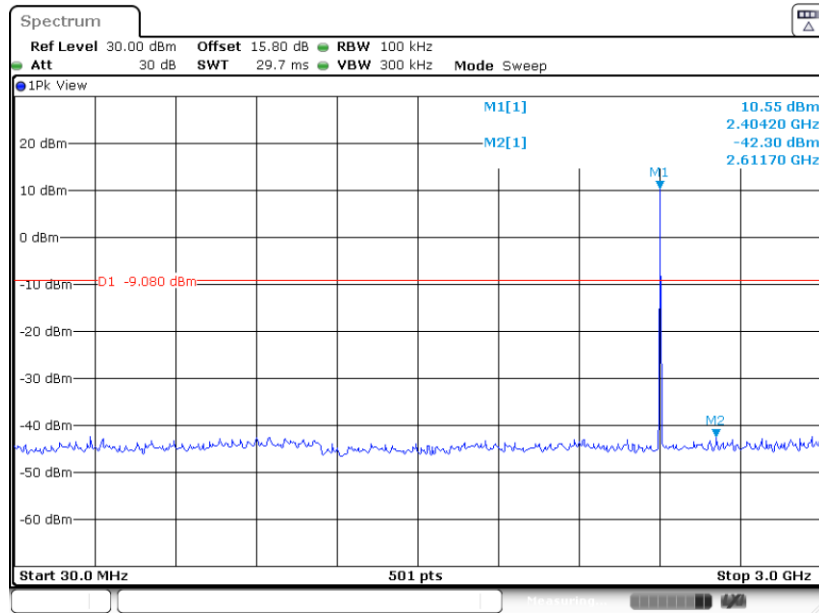


Date: 28 JUL 2023 19:16:43

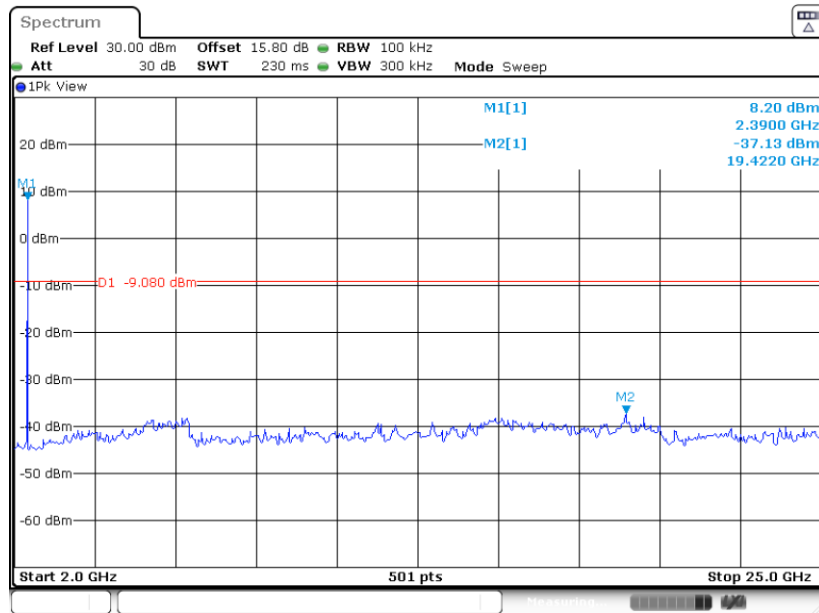


3.4.6 Test Result of Conducted Spurious Emission Plots

Conducted Spurious Emission Plot on Zigbee Channel 11

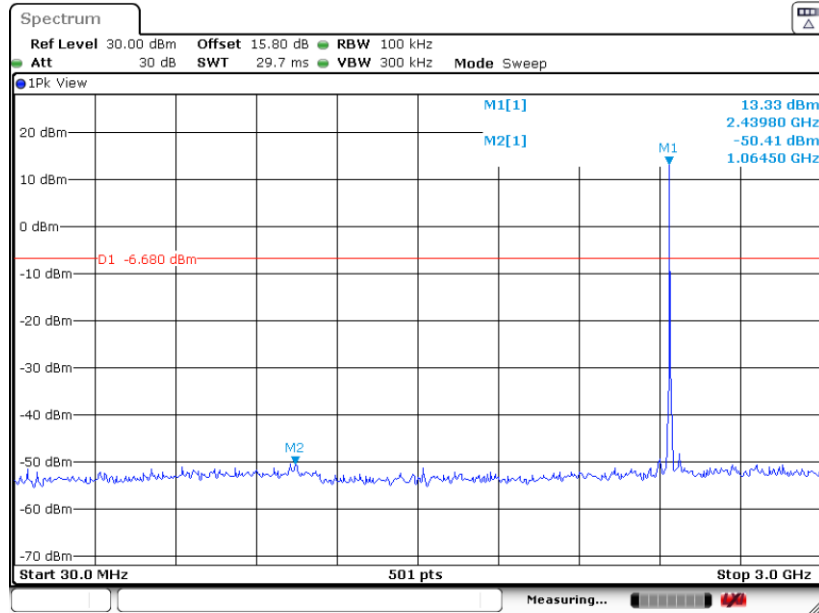


Conducted Spurious Emission Plot on Zigbee Channel 11

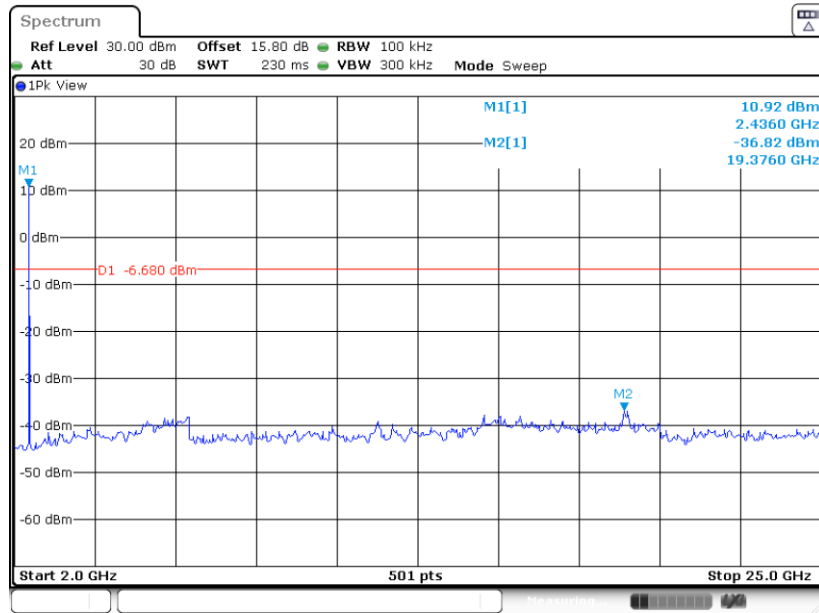




Conducted Spurious Emission Plot on Zigbee Channel 18

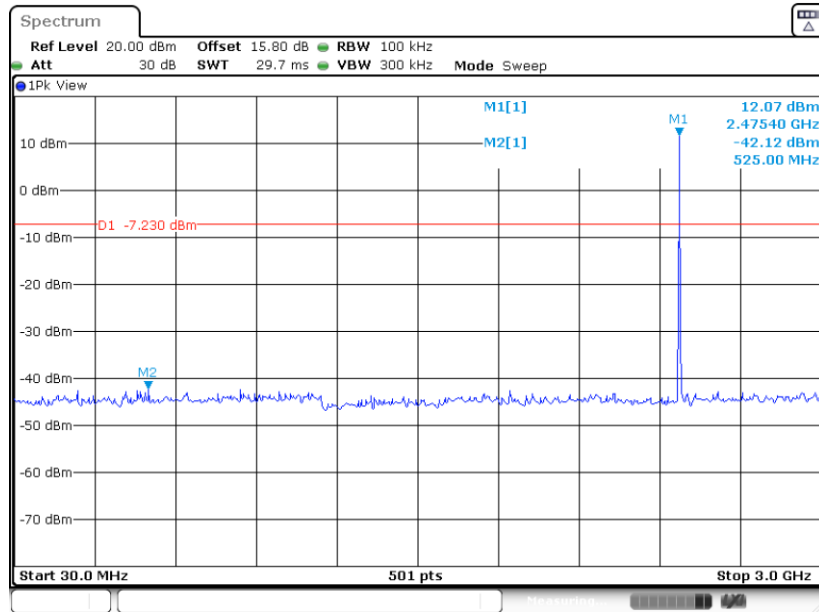


Conducted Spurious Emission Plot on Zigbee Channel 18



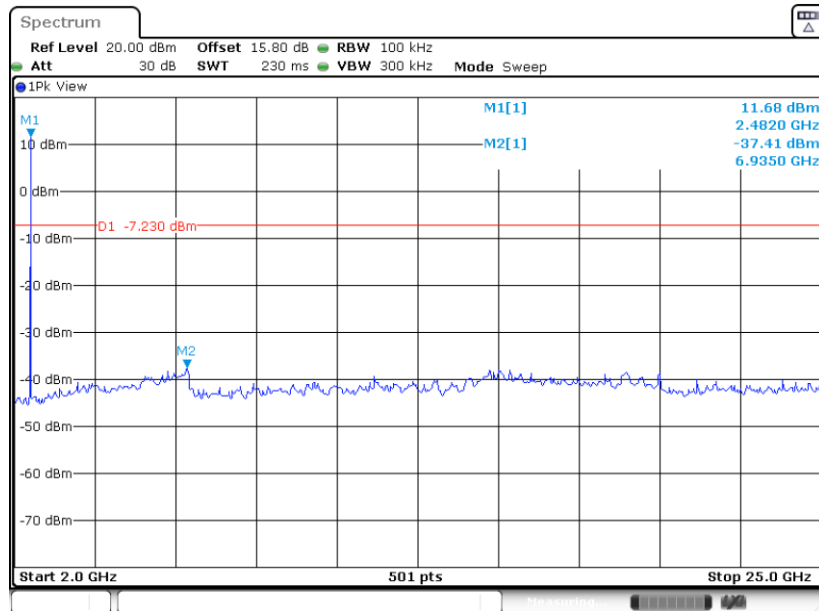


Conducted Spurious Emission Plot on Zigbee Channel 25



Date: 2.AUG.2023 15:37:44

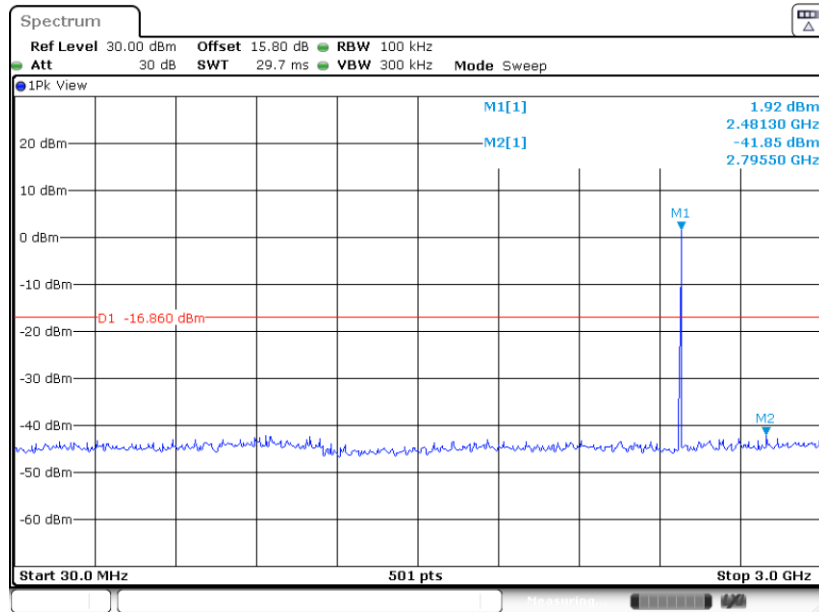
Conducted Spurious Emission Plot on Zigbee Channel 25



Date: 2.AUG.2023 15:38:04

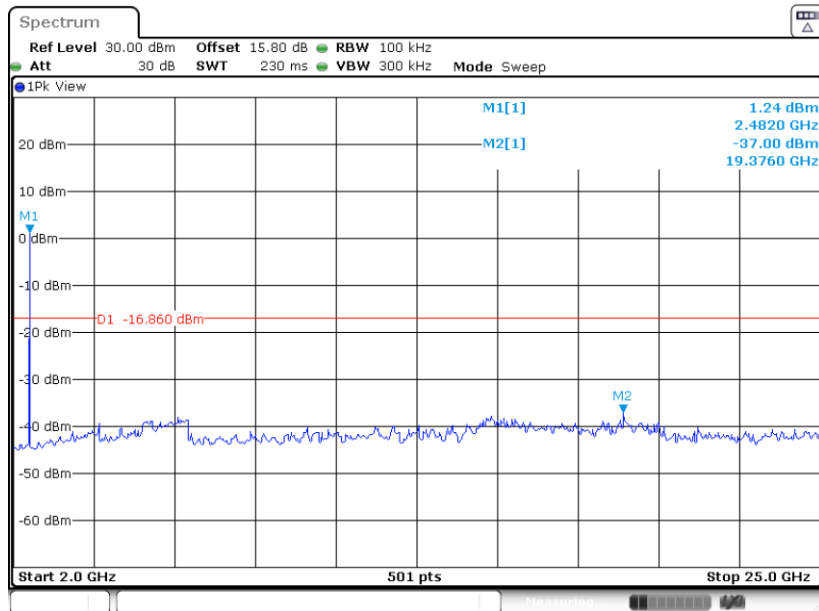


Conducted Spurious Emission Plot on Zigbee Channel 26



Date: 28 JUL 2023 19:15:52

Conducted Spurious Emission Plot on Zigbee Channel 26



Date: 28 JUL 2023 19:16:12



3.5 Spurious Emission Measurement in the Restricted Band

3.5.1 Limit of Spurious Emission Measurement in the Restricted Band

Emissions which fall in the restricted bands must also comply with the limits as below.

Frequency (MHz)	Field Strength (microvolts/meter)	Measurement Distance (meters)
0.009 – 0.490	2400/F(kHz)	300
0.490 – 1.705	24000/F(kHz)	30
1.705 – 30.0	30	30
30 – 88	100	3
88 – 216	150	3
216 - 960	200	3
Above 960	500	3

3.5.2 Measuring Instruments

The section 4.0 of List of Measuring Equipment of this test report is used for test.

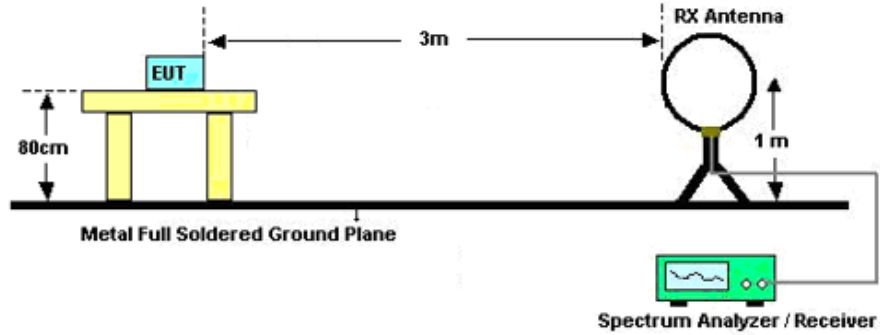


3.5.3 Test Procedures

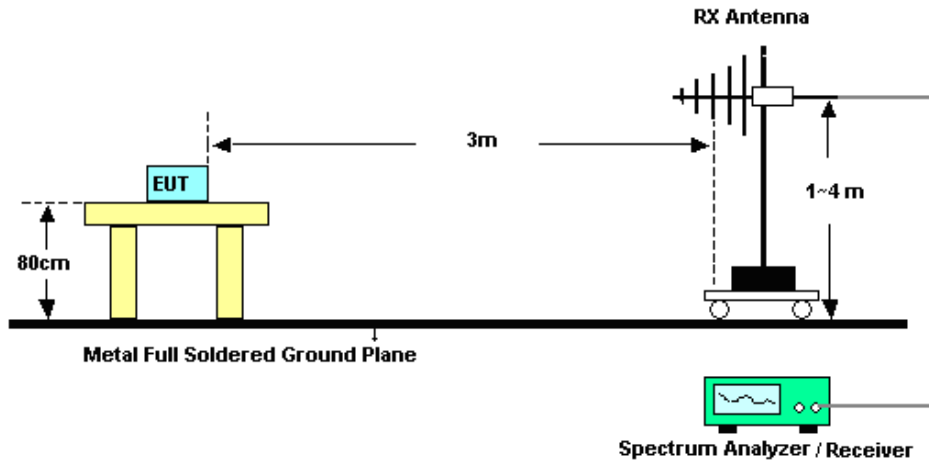
1. The testing follows ANSI C63.10-2013 clause 11.11 & 11.12
2. The EUT was arranged to its worst case and then tune the antenna tower (from 1 m to 4 m) and turntable (from 0 degree to 360 degrees) to find the maximum reading. A pre-amp and a high pass filter are used for the test in order to get better signal level.
3. The EUT was placed on a turntable with 0.8 meter for frequency below 1GHz and 1.5 meter for frequency above 1GHz respectively above ground.
4. The EUT was set 3 meters from the interference receiving antenna, which was mounted on the top of a variable height antenna tower.
5. Corrected Reading: Antenna Factor + Cable Loss + Read Level - Preamp Factor = Level
6. For conducted spurious emission measurement in the restricted band, the RF output of EUT was connected to the spectrum analyzer by RF cable and attenuator. The path loss was compensated to the results for each measurement.
7. For measurement below 1GHz, if the emission level of the EUT measured by the peak detector is 3 dB lower than the applicable limit, the peak emission level will be reported. Otherwise, the emission measurement will be repeated using the quasi-peak detector and reported.
8. Use the following spectrum analyzer settings:
 - (1) Span shall wide enough to fully capture the emission being measured;
 - (2) Set RBW=100 kHz for $f < 1$ GHz; $VBW \geq RBW$; Sweep = auto; Detector function = peak; Trace = max hold;
 - (3) Set RBW = 1 MHz, VBW= 3MHz for $f \geq 1$ GHz for peak measurement.
For average measurement:
 - $VBW = 10$ Hz, when duty cycle is no less than 98 percent.
 - $VBW \geq 1/T$, when duty cycle is less than 98 percent where T is the minimum transmission duration over which the transmitter is on and is transmitting at its maximum power control level for the tested mode of operation.

3.5.4 Test Setup

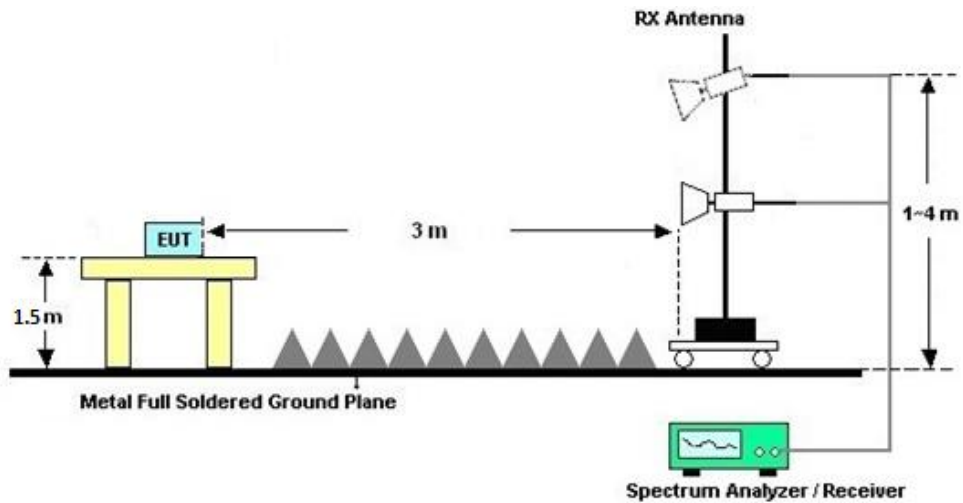
For radiated emissions below 30MHz



For radiated emissions from 30MHz to 1GHz



For radiated emissions above 1GHz





3.5.5 Test Results of Radiated Spurious Emissions (9 kHz ~ 30 MHz)

The low frequency, which started from 9 kHz to 30MHz, was pre-scanned and the result which was 20dB lower than the limit line was not reported.

3.5.6 Test Results of Radiated Spurious at Band Edges

Please refer to Appendix C.

3.5.7 Test Result of Cabinet Radiated Spurious Emission (30MHz ~ 10th Harmonic or 40GHz, whichever is lower)

Please refer to Appendix C.

3.5.8 Duty Cycle

Please refer to Appendix D.

3.6 AC Conducted Emission Measurement

3.6.1 Limit of AC Conducted Emission

For equipment that is designed to be connected to the public utility (AC) power line, the radio frequency voltage that is conducted back onto the AC power line on any frequency or frequencies within the band 150 kHz to 30 MHz shall not exceed the limits in the following table.

Frequency of emission (MHz)	Conducted limit (dB μ V)	
	Quasi-peak	Average
0.15-0.5	66 to 56*	56 to 46*
0.5-5	56	46
5-30	60	50

*Decreases with the logarithm of the frequency.

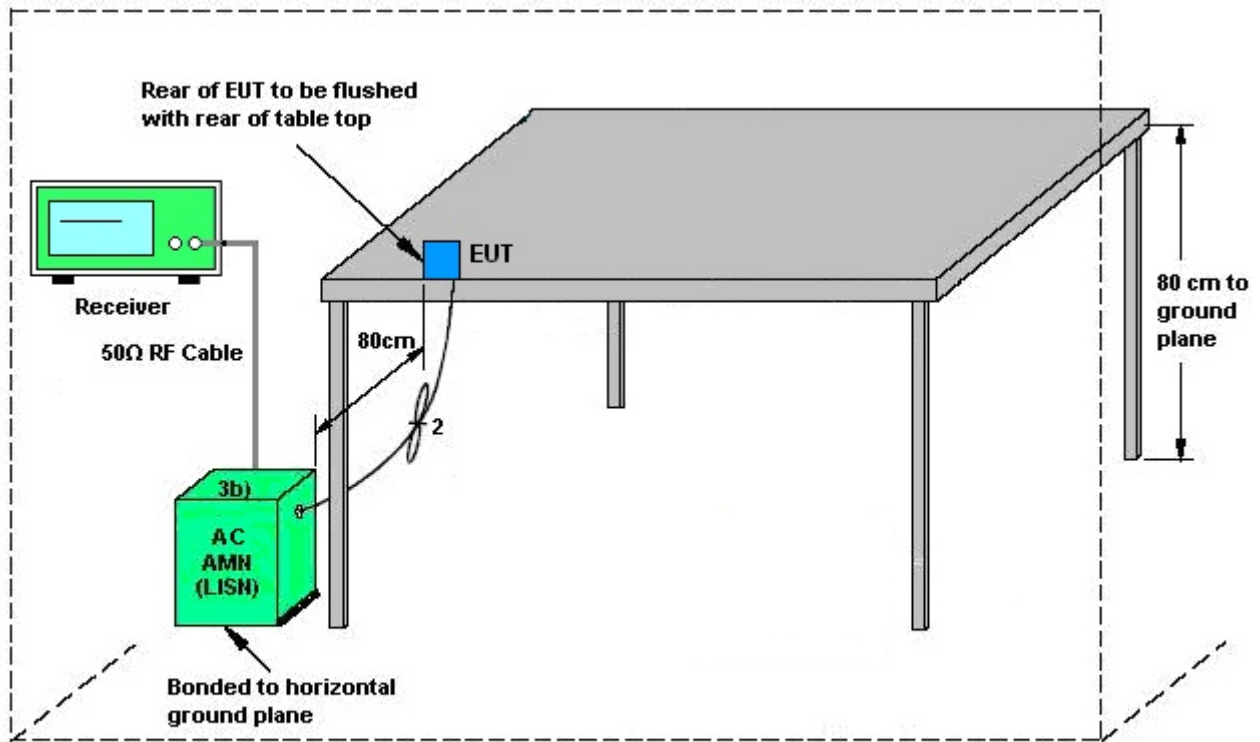
3.6.2 Measuring Instruments

The section 4.0 of List of Measuring Equipment of this test report is used for test.

3.6.3 Test Procedures

1. The EUT was placed 0.4 meter from the conducting wall of the shielding room was kept at least 80 centimeters from any other grounded conducting surface.
2. Connect EUT to the power mains through a line impedance stabilization network (LISN).
3. All the support units are connecting to the other LISN.
4. The LISN provides 50 ohm coupling impedance for the measuring instrument.
5. The FCC states that a 50 ohm, 50 microhenry LISN should be used.
6. Both sides of AC line were checked for maximum conducted interference.
7. The frequency range from 150 kHz to 30 MHz was searched.
8. Set the test-receiver system to Peak Detect Function and specified bandwidth (IF Bandwidth = 9kHz) with Maximum Hold Mode. Then measurement is also conducted by Average Detector and Quasi-Peak Detector Function respectively.

3.6.4 Test Setup



AMN = Artificial mains network (LISH)
 AE = Associated equipment
 EUT = Equipment under test
 ISN = Impedance stabilization network

3.6.5 Test Result of AC Conducted Emission

Please refer to Appendix B.



3.7 Antenna Requirements

3.7.1 Standard Applicable

If directional gain of transmitting antennas is greater than 6dBi, the power shall be reduced by the same level in dB comparing to gain minus 6dBi. The use of a permanently attached antenna or of an antenna that uses a unique coupling to the intentional radiator shall be considered sufficient to comply with the rule.

3.7.2 Antenna Anti-Replacement Construction

An embedded-in antenna design is used.

3.7.3 Antenna Gain

The antenna peak gain of EUT is less than 6 dBi. Therefore, it is not necessary to reduce maximum peak output power limit.



4 List of Measuring Equipment

Instrument	Manufacturer	Model No.	Serial No.	Characteristics	Calibration Date	Test Date	Due Date	Remark
EMI Receiver	R&S	ESCI7	100768	9kHz~7GHz;	May 16, 2023	Aug. 11, 2023	May 15, 2024	Conduction (CO01-KS)
AC LISN (for auxiliary equipment)	MessTec	AN3016	060103	9kHz~30MHz	Oct. 13, 2022	Aug. 11, 2023	Oct. 12, 2023	Conduction (CO01-KS)
AC LISN	MessTec	AN3016	060105	9kHz~30MHz	May 16, 2023	Aug. 11, 2023	May 15, 2024	Conduction (CO01-KS)
AC Power Source	Chroma	61602	ABP00000811	AC 0V~300V, 45Hz~1000Hz	Oct. 12, 2022	Aug. 11, 2023	Oct. 11, 2023	Conduction (CO01-KS)
Spectrum Analyzer	R&S	FSV30	101338	10Hz~30GHz	May 16, 2023	Jul. 28, 2023~Aug. 02, 2023	May 15, 2024	Conducted (TH01-KS)
Spectrum Analyzer	R&S	FSV40	101040	10Hz~40GHz	Oct. 12, 2022	Jul. 28, 2023~Aug. 02, 2023	Oct. 11, 2023	Conducted (TH01-KS)
Pulse Power Sensor	Anritsu	MA2411B	0917070	300MHz~40GHz	Jan. 05, 2023	Jul. 28, 2023~Aug. 02, 2023	Jan. 04, 2024	Conducted (TH01-KS)
Power Meter	Anritsu	ML2495A	1005002	50MHz Bandwidth	Jan. 05, 2023	Jul. 28, 2023~Aug. 02, 2023	Jan. 04, 2024	Conducted (TH01-KS)
Pulse Power Sensor	Anritsu	MA2411B	1339163	300MHz~40GHz	Oct. 12, 2022	Jul. 28, 2023~Aug. 02, 2023	Oct. 11, 2023	Conducted (TH01-KS)
Power Meter	Anritsu	ML2495A	1435004	50MHz Bandwidth	Jan. 05, 2023	Jul. 28, 2023~Aug. 02, 2023	Jan. 04, 2024	Conducted (TH01-KS)
EMI Test Receiver	R&S	ESR7	101403	9kHz~7GHz;Max 30dBm	Oct. 12, 2022	Jul. 28, 2023~Aug. 28, 2023	Oct. 11, 2023	Radiation (03CH07-KS)
EXA Spectrum Analyzer	Keysight	N9010A	MY55370528	10Hz-44G,MAX 30dB	Oct. 12, 2022	Jul. 28, 2023~Aug. 28, 2023	Oct. 11, 2023	Radiation (03CH07-KS)
Loop Antenna	R&S	HFH2-Z2E	101125	9kHz~30MHz	Sep. 22, 2022	Jul. 28, 2023~Aug. 28, 2023	Sep. 21, 2023	Radiation (03CH07-KS)
Bilog Antenna	TeseQ	CBL6111D	59913	30MHz-1GHz	Aug. 12, 2023	Jul. 28, 2023~Aug. 28, 2023	Aug. 11, 2024	Radiation (03CH07-KS)
Double Ridge Horn Antenna	ETS-Lindgren	3117	00218642	1GHz~18GHz	Apr. 06, 2023	Jul. 28, 2023~Aug. 28, 2023	Apr. 05, 2024	Radiation (03CH07-KS)
high gain Amplifier	EM	EM01G18GA	060840	1Ghz-18Ghz	Oct. 12, 2022	Jul. 28, 2023~Aug. 28, 2023	Oct. 11, 2023	Radiation (03CH07-KS)
SHF-EHF Horn	Com-power	AH-840	101115	18GHz~40GHz	Oct. 17, 2022	Jul. 28, 2023~Aug. 28, 2023	Oct. 16, 2023	Radiation (03CH07-KS)
Amplifier	SONOMA	310N	413740	9KHz-1GHz	Jan. 05, 2023	Jul. 28, 2023~Aug. 28, 2023	Jan. 04, 2024	Radiation (03CH07-KS)
Amplifier	EM	EM01G18GA	060834	1Ghz-18Ghz	Oct. 12, 2022	Jul. 28, 2023~Aug. 28, 2023	Oct. 11, 2023	Radiation (03CH07-KS)
Amplifier	EM	EM18G40GG A	060851	18~40GHz	Jan. 05, 2023	Jul. 28, 2023~Aug. 28, 2023	Jan. 04, 2024	Radiation (03CH07-KS)
AC Power Source	Chroma	61601	616010002473	N/A	NCR	Jul. 28, 2023~Aug. 28, 2023	NCR	Radiation (03CH07-KS)
Turn Table	EM	EM 1000-T	N/A	0~360 degree	NCR	Jul. 28, 2023~Aug. 28, 2023	NCR	Radiation (03CH07-KS)
Antenna Mast	EM	EM 1000-A	N/A	1 m~4 m	NCR	Jul. 28, 2023~Aug. 28, 2023	NCR	Radiation (03CH07-KS)

NCR: No Calibration Required



5 Measurement Uncertainty

The measurement uncertainties shown below were calculated in accordance with the requirements of ANSI 63.10-2013. All the measurement uncertainty value were shown with a coverage K=2 to indicate 95% level of confidence. The measurement data show herein meets or exceeds the CISPR measurement uncertainty values specified in CISPR 16-4-2 and can be compared directly to specified limit to determine compliance.

Uncertainty of Conducted Measurement

Test Item	Uncertainty
Conducted Power	±0.46 dB
Conducted Emissions	±2.26 dB
Occupied Channel Bandwidth	±0.001 %
Conducted Power Spectral Density	±0.88 dB

Uncertainty of Conducted Emission Measurement (150 kHz ~ 30 MHz)

Measuring Uncertainty for a Level of Confidence of 95% (U = 2Uc(y))	2.94 dB
---	---------

Uncertainty of Radiated Emission Measurement (30 MHz ~ 1000 MHz)

Measuring Uncertainty for a Level of Confidence of 95% (U = 2Uc(y))	6.20 dB
---	---------

Uncertainty of Radiated Emission Measurement (1000 MHz ~ 18000 MHz)

Measuring Uncertainty for a Level of Confidence of 95% (U = 2Uc(y))	4.86 dB
---	---------

Uncertainty of Radiated Emission Measurement (18000 MHz ~ 40000 MHz)

Measuring Uncertainty for a Level of Confidence of 95% (U = 2Uc(y))	5.24 dB
---	---------

----- THE END -----



Appendix A. Conducted Test Results

Test Engineer:	Jacob Zhang	Temperature:	20~26	°C
Test Date:	2023/7/28~2023/8/2	Relative Humidity:	40~51	%

TEST RESULTS DATA
6dB and 99% Occupied Bandwidth

Mod.	Data Rate	NTX	CH.	Freq. (MHz)	99% Occupied BW (MHz)	6dB BW (MHz)	6dB BW Limit (MHz)	Pass/Fail
Zigbee	250K	1	11	2405	2.24	1.64	0.50	Pass
Zigbee	250K	1	18	2440	2.24	1.65	0.50	Pass
Zigbee	250K	1	25	2475	2.25	1.63	0.50	Pass
Zigbee	250K	1	26	2480	2.25	1.65	0.50	Pass

TEST RESULTS DATA
Peak Power Table

Mod.	Data Rate	NTX	CH.	Freq. (MHz)	Peak Conducted Power (dBm)	Conducted Power Limit (dBm)	DG (dBi)	EIRP Power (dBm)	EIRP Power Limit (dBm)	Pass /Fail
Zigbee	250K	1	11	2405	14.95	30.00	-0.95	14.00	36.00	Pass
Zigbee	250K	1	18	2440	17.29	30.00	-0.95	16.34	36.00	Pass
Zigbee	250K	1	25	2475	15.47	30.00	-0.95	14.52	36.00	Pass
Zigbee	250K	1	26	2480	6.89	30.00	-0.95	5.94	36.00	Pass

TEST RESULTS DATA
Average Power Table
(Reporting Only)

Mod.	Data Rate	NTX	CH.	Freq. (MHz)	Duty Factor (dB)	Average Conducted Power (dBm)
Zigbee	250K	1	11	2405	0.00	14.87
Zigbee	250K	1	18	2440	0.00	17.18
Zigbee	250K	1	25	2475	0.00	15.28
Zigbee	250K	1	26	2480	0.00	6.74

TEST RESULTS DATA
Peak Power Density

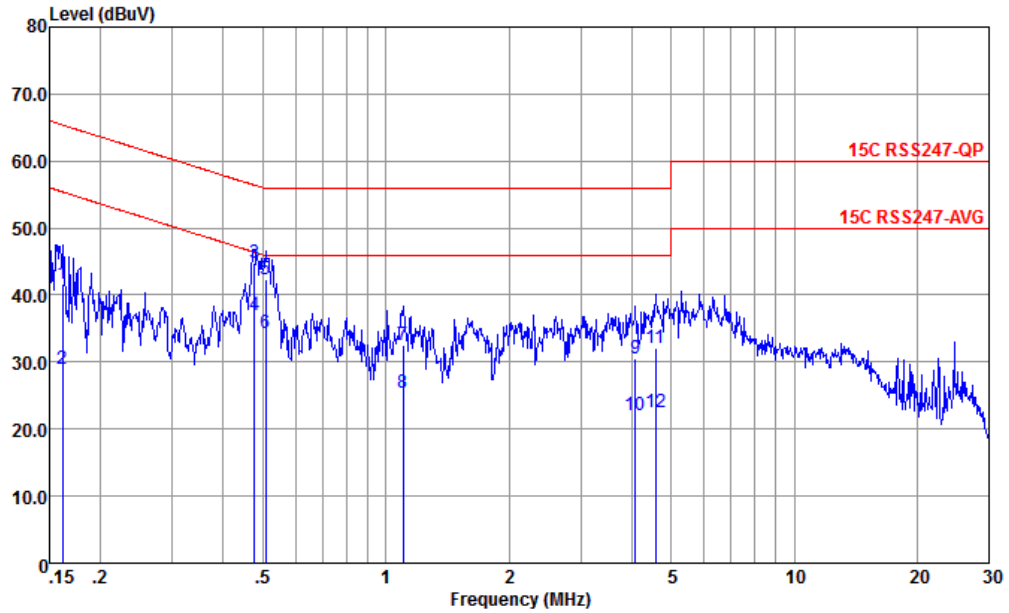
Mod.	Data Rate	NTX	CH.	Freq. (MHz)	Peak PSD (dBm /100kHz)	Peak PSD (dBm /3kHz)	DG (dBi)	Peak PSD Limit (dBm /3kHz)	Pass/Fail
Zigbee	250K	1	11	2405	10.92	-0.56	-0.95	8.00	Pass
Zigbee	250K	1	18	2440	13.32	1.76	-0.95	8.00	Pass
Zigbee	250K	1	25	2475	12.77	-0.27	-0.95	8.00	Pass
Zigbee	250K	1	26	2480	3.14	-8.39	-0.95	8.00	Pass

Note: PSD (dBm/ 100kHz) is a reference level used for Conducted Band Edges and Conducted Spurious Emission 20dBc limit.



Appendix B. AC Conducted Emission Test Results

Test Engineer :	Amos Zhang	Temperature :	25.3~26.2°C
		Relative Humidity :	38~40%
Test Voltage :	120Vac / 60Hz	Phase :	Line
Remark :	All emissions not reported here are more than 10 dB below the prescribed limit.		

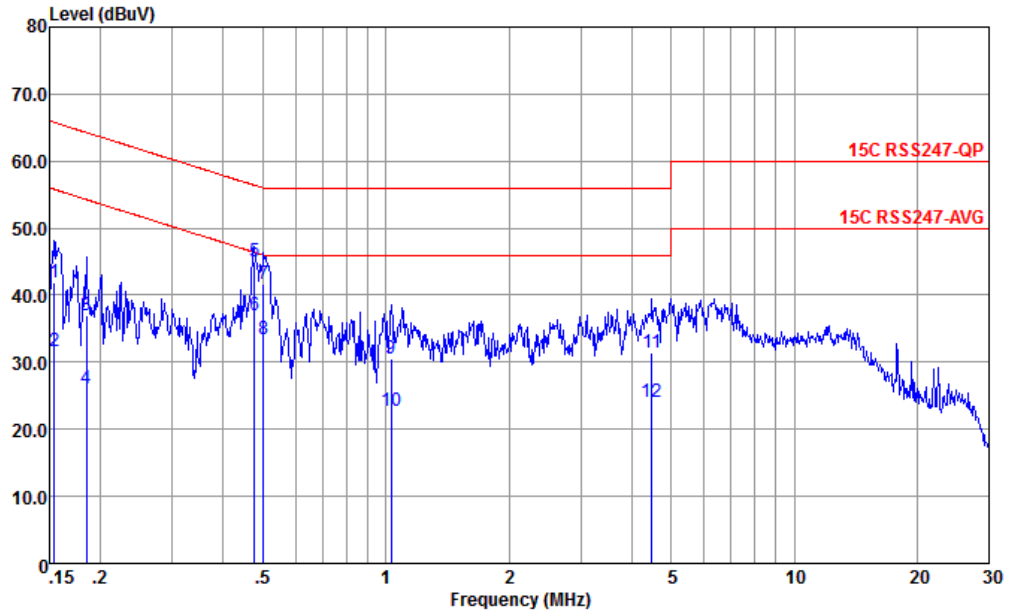


Site : CO01-KS
 Condition : 15C RSS247-QP LISN-060105-L 2023 LINE

	Freq	Level	Over	Limit	Read	LISN	Cable	Remark
	MHz	dBuV	Limit	Line	Level	Factor	Loss	
			dB	dBuV	dBuV	dB	dB	
1	0.162	41.67	-23.71	65.38	31.20	0.04	10.43	QP
2	0.162	28.97	-26.41	55.38	18.50	0.04	10.43	Average
3	0.476	44.81	-11.60	56.41	34.60	-0.02	10.23	QP
4 *	0.476	37.01	-9.40	46.41	26.80	-0.02	10.23	Average
5	0.507	42.38	-13.62	56.00	32.20	-0.03	10.21	QP
6	0.507	34.38	-11.62	46.00	24.20	-0.03	10.21	Average
7	1.100	32.50	-23.50	56.00	22.51	-0.11	10.10	QP
8	1.100	25.50	-20.50	46.00	15.51	-0.11	10.10	Average
9	4.092	30.44	-25.56	56.00	20.50	-0.12	10.06	QP
10	4.092	22.14	-23.86	46.00	12.20	-0.12	10.06	Average
11	4.574	32.13	-23.87	56.00	22.20	-0.13	10.06	QP
12	4.574	22.53	-23.47	46.00	12.60	-0.13	10.06	Average



Test Engineer :	Amos Zhang	Temperature :	25.3~26.2°C
		Relative Humidity :	38~40%
Test Voltage :	120Vac / 60Hz	Phase :	Neutral
Remark :	All emissions not reported here are more than 10 dB below the prescribed limit.		



Site : CO01-KS
 Condition : 15C RSS247-QP LISN-060105-N 2023 NEUTRAL

	Freq	Level	Over Limit	Limit Line	Read Level	LISN Factor	Cable Loss	Remark
	MHz	dBuV	dB	dBuV	dBuV	dB	dB	
1	0.154	41.97	-23.81	65.78	31.50	0.04	10.43	QP
2	0.154	31.67	-24.11	55.78	21.20	0.04	10.43	Average
3	0.184	37.07	-27.21	64.28	26.60	0.05	10.42	QP
4	0.184	25.97	-28.31	54.28	15.50	0.05	10.42	Average
5	0.476	44.96	-11.45	56.41	34.80	-0.07	10.23	QP
6 *	0.476	37.06	-9.35	46.41	26.90	-0.07	10.23	Average
7	0.502	41.64	-14.36	56.00	31.50	-0.07	10.21	QP
8	0.502	33.44	-12.56	46.00	23.30	-0.07	10.21	Average
9	1.032	30.50	-25.50	56.00	20.49	-0.10	10.11	QP
10	1.032	22.80	-23.20	46.00	12.79	-0.10	10.11	Average
11	4.478	31.43	-24.57	56.00	21.50	-0.13	10.06	QP
12	4.478	24.13	-21.87	46.00	14.20	-0.13	10.06	Average

Note:

- Level(dBμV) = Read Level(dBμV) + LISN Factor(dB) + Cable Loss(dB)
- Over Limit(dB) = Level(dBμV) – Limit Line(dBμV)



Appendix C. Radiated Spurious Emission Test Data

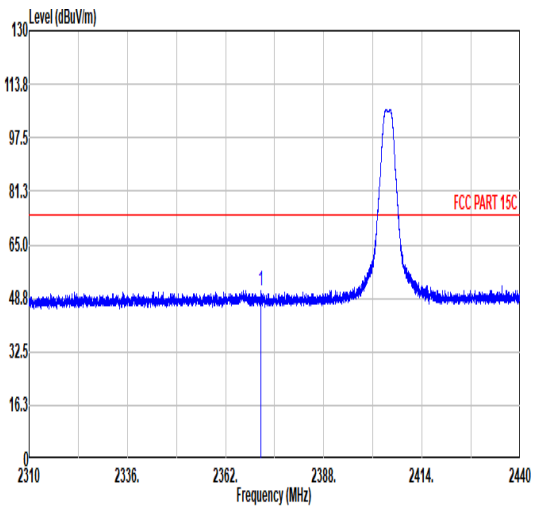
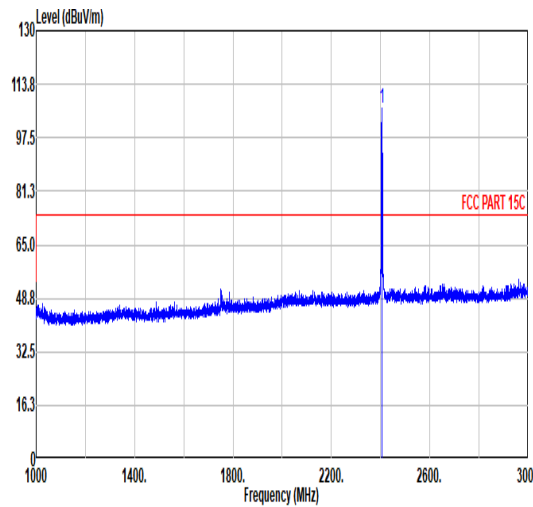
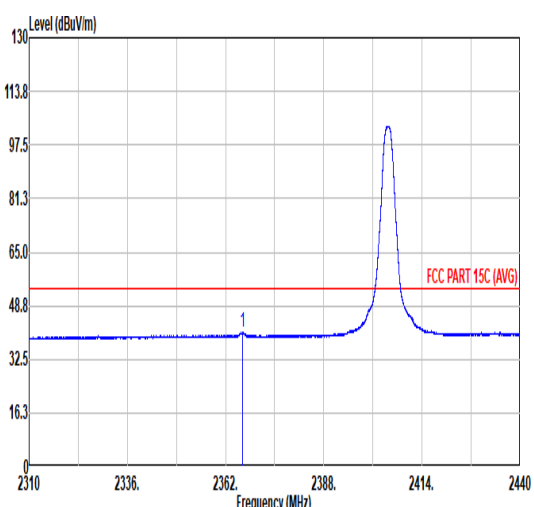
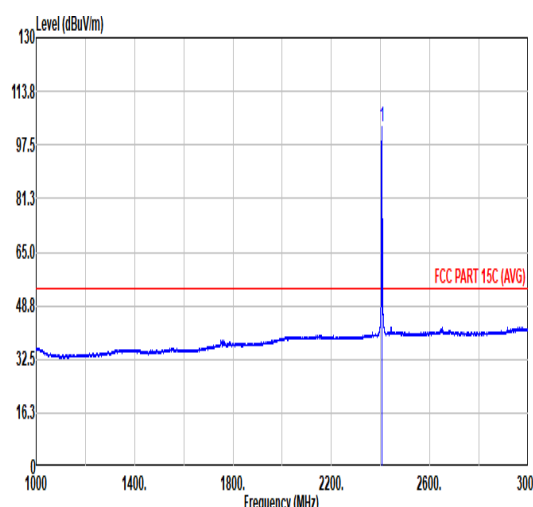
Summary of Test Mode

Mode	Band (MHz)	Antenna	Modulation	Channel	Frequency	Data Rate	Remark
Mode 1	2400-2483.5	1	Zigbee	11	2405	250Kbps	-
Mode 2	2400-2483.5	1	Zigbee	18	2440	250Kbps	-
Mode 3	2400-2483.5	1	Zigbee	26	2480	250Kbps	-
Mode 4	2400-2483.5	1	Zigbee	25	2475	250Kbps	
Mode 5	2400-2483.5	1	Zigbee	26	2480	250Kbps	LF

Summary of each worse mode

Mode	Modulation	Ch.	Freq. (MHz)	Level (dBuV/m)	Limit (dBuV/m)	Margin (dB)	Pol.	Peak Avg.	Result	Remark
1	Zigbee	11	2366.33	40.66	54.00	-13.34	V	AVERAGE	Pass	Band Edge
1	Zigbee	11	5014.00	40.22	54.00	-13.78	V	Average	Pass	Harmonic
2	Zigbee	18	-	-	-	-	-	-	-	Band Edge
2	Zigbee	18	7321.00	44.21	54.00	-9.79	V	Average	Pass	Harmonic
3	Zigbee	26	2483.52	50.61	54.00	-3.39	H	AVERAGE	Pass	Band Edge
3	Zigbee	26	7440.00	39.44	54.00	-14.56	V	Average	Pass	Harmonic
4	Zigbee	25	2483.50	46.30	54.00	-7.70	H	AVERAGE	Pass	Band Edge
	Zigbee	25	7425.00	51.42	54.00	-3.50	V	Average	Pass	Harmonic
5	Zigbee	26	62.01	33.96	40	-6.04	V	PEAK	Pass	LF

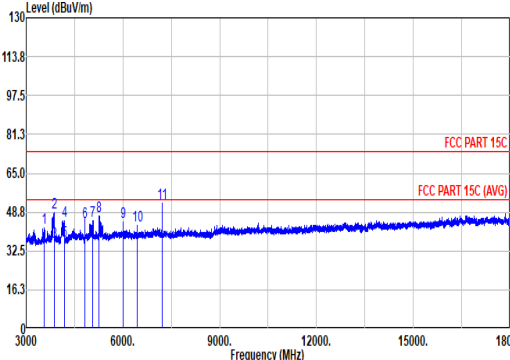
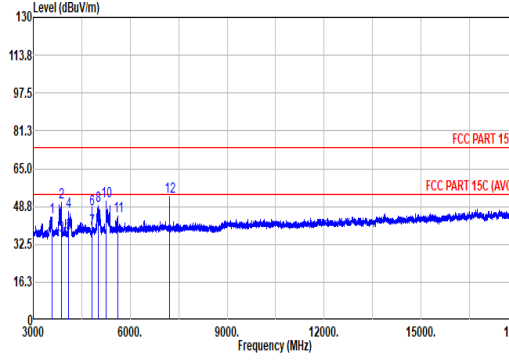
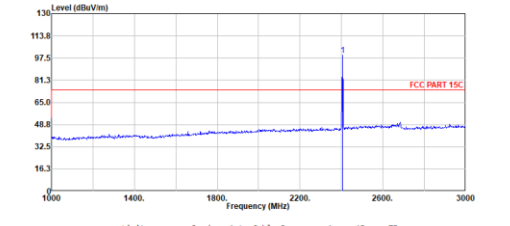
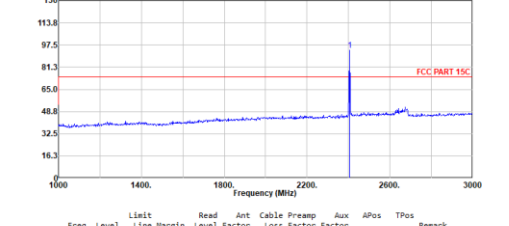


Mode	1																																																																											
	Band Edge																																																																											
	2400-2483.5_Zigbee_CH11_2405MHz																																																																											
ANT	1																																																																											
Pol.	Horizontal	Fundamental																																																																										
Peak	 <p>Level (dBuV/m)</p> <p>Frequency (MHz)</p> <p>FCC PART 15C</p> <table border="1"> <thead> <tr> <th>Limit</th> <th>Read</th> <th>Ant</th> <th>Cable</th> <th>Preamp</th> <th>Aux</th> <th>APos</th> <th>TPos</th> </tr> <tr> <th>Freq</th> <th>Level</th> <th>Line</th> <th>Margin</th> <th>Level</th> <th>Factor</th> <th>Loss</th> <th>Factor</th> </tr> <tr> <th>MHz</th> <th>dBuV/m</th> <th>dBuV/m</th> <th>dB</th> <th>dBuV</th> <th>dB/m</th> <th>dB</th> <th>dB</th> </tr> </thead> <tbody> <tr> <td>1</td> <td>2371.39</td> <td>51.26</td> <td>74.00</td> <td>-22.74</td> <td>42.90</td> <td>32.19</td> <td>7.09</td> <td>36.92</td> <td>6.00</td> <td>100</td> <td>96</td> <td>PEAK</td> </tr> </tbody> </table>	Limit	Read	Ant	Cable	Preamp	Aux	APos	TPos	Freq	Level	Line	Margin	Level	Factor	Loss	Factor	MHz	dBuV/m	dBuV/m	dB	dBuV	dB/m	dB	dB	1	2371.39	51.26	74.00	-22.74	42.90	32.19	7.09	36.92	6.00	100	96	PEAK	 <p>Level (dBuV/m)</p> <p>Frequency (MHz)</p> <p>FCC PART 15C</p> <table border="1"> <thead> <tr> <th>Limit</th> <th>Read</th> <th>Ant</th> <th>Cable</th> <th>Preamp</th> <th>Aux</th> <th>APos</th> <th>TPos</th> </tr> <tr> <th>Freq</th> <th>Level</th> <th>Line</th> <th>Margin</th> <th>Level</th> <th>Factor</th> <th>Loss</th> <th>Factor</th> </tr> <tr> <th>MHz</th> <th>dBuV/m</th> <th>dBuV/m</th> <th>dB</th> <th>dBuV</th> <th>dB/m</th> <th>dB</th> <th>dB</th> </tr> </thead> <tbody> <tr> <td>1</td> <td>2405.00</td> <td>106.30</td> <td>-----</td> <td>-----</td> <td>97.75</td> <td>32.33</td> <td>7.14</td> <td>36.92</td> <td>6.00</td> <td>100</td> <td>96</td> <td>PEAK</td> </tr> </tbody> </table>	Limit	Read	Ant	Cable	Preamp	Aux	APos	TPos	Freq	Level	Line	Margin	Level	Factor	Loss	Factor	MHz	dBuV/m	dBuV/m	dB	dBuV	dB/m	dB	dB	1	2405.00	106.30	-----	-----	97.75	32.33	7.14	36.92	6.00	100	96	PEAK
	Limit	Read	Ant	Cable	Preamp	Aux	APos	TPos																																																																				
Freq	Level	Line	Margin	Level	Factor	Loss	Factor																																																																					
MHz	dBuV/m	dBuV/m	dB	dBuV	dB/m	dB	dB																																																																					
1	2371.39	51.26	74.00	-22.74	42.90	32.19	7.09	36.92	6.00	100	96	PEAK																																																																
Limit	Read	Ant	Cable	Preamp	Aux	APos	TPos																																																																					
Freq	Level	Line	Margin	Level	Factor	Loss	Factor																																																																					
MHz	dBuV/m	dBuV/m	dB	dBuV	dB/m	dB	dB																																																																					
1	2405.00	106.30	-----	-----	97.75	32.33	7.14	36.92	6.00	100	96	PEAK																																																																
Avg	 <p>Level (dBuV/m)</p> <p>Frequency (MHz)</p> <p>FCC PART 15C (AVG)</p> <table border="1"> <thead> <tr> <th>Limit</th> <th>Read</th> <th>Ant</th> <th>Cable</th> <th>Preamp</th> <th>Aux</th> <th>APos</th> <th>TPos</th> </tr> <tr> <th>Freq</th> <th>Level</th> <th>Line</th> <th>Margin</th> <th>Level</th> <th>Factor</th> <th>Loss</th> <th>Factor</th> </tr> <tr> <th>MHz</th> <th>dBuV/m</th> <th>dBuV/m</th> <th>dB</th> <th>dBuV</th> <th>dB/m</th> <th>dB</th> <th>dB</th> </tr> </thead> <tbody> <tr> <td>1</td> <td>2366.56</td> <td>40.64</td> <td>54.00</td> <td>-13.36</td> <td>32.31</td> <td>32.17</td> <td>7.00</td> <td>36.92</td> <td>6.00</td> <td>100</td> <td>96</td> <td>AVERAGE</td> </tr> </tbody> </table>	Limit	Read	Ant	Cable	Preamp	Aux	APos	TPos	Freq	Level	Line	Margin	Level	Factor	Loss	Factor	MHz	dBuV/m	dBuV/m	dB	dBuV	dB/m	dB	dB	1	2366.56	40.64	54.00	-13.36	32.31	32.17	7.00	36.92	6.00	100	96	AVERAGE	 <p>Level (dBuV/m)</p> <p>Frequency (MHz)</p> <p>FCC PART 15C (AVG)</p> <table border="1"> <thead> <tr> <th>Limit</th> <th>Read</th> <th>Ant</th> <th>Cable</th> <th>Preamp</th> <th>Aux</th> <th>APos</th> <th>TPos</th> </tr> <tr> <th>Freq</th> <th>Level</th> <th>Line</th> <th>Margin</th> <th>Level</th> <th>Factor</th> <th>Loss</th> <th>Factor</th> </tr> <tr> <th>MHz</th> <th>dBuV/m</th> <th>dBuV/m</th> <th>dB</th> <th>dBuV</th> <th>dB/m</th> <th>dB</th> <th>dB</th> </tr> </thead> <tbody> <tr> <td>1</td> <td>2405.00</td> <td>102.86</td> <td>-----</td> <td>-----</td> <td>94.31</td> <td>32.33</td> <td>7.14</td> <td>36.92</td> <td>6.00</td> <td>100</td> <td>96</td> <td>AVERAGE</td> </tr> </tbody> </table>	Limit	Read	Ant	Cable	Preamp	Aux	APos	TPos	Freq	Level	Line	Margin	Level	Factor	Loss	Factor	MHz	dBuV/m	dBuV/m	dB	dBuV	dB/m	dB	dB	1	2405.00	102.86	-----	-----	94.31	32.33	7.14	36.92	6.00	100	96	AVERAGE
Limit	Read	Ant	Cable	Preamp	Aux	APos	TPos																																																																					
Freq	Level	Line	Margin	Level	Factor	Loss	Factor																																																																					
MHz	dBuV/m	dBuV/m	dB	dBuV	dB/m	dB	dB																																																																					
1	2366.56	40.64	54.00	-13.36	32.31	32.17	7.00	36.92	6.00	100	96	AVERAGE																																																																
Limit	Read	Ant	Cable	Preamp	Aux	APos	TPos																																																																					
Freq	Level	Line	Margin	Level	Factor	Loss	Factor																																																																					
MHz	dBuV/m	dBuV/m	dB	dBuV	dB/m	dB	dB																																																																					
1	2405.00	102.86	-----	-----	94.31	32.33	7.14	36.92	6.00	100	96	AVERAGE																																																																

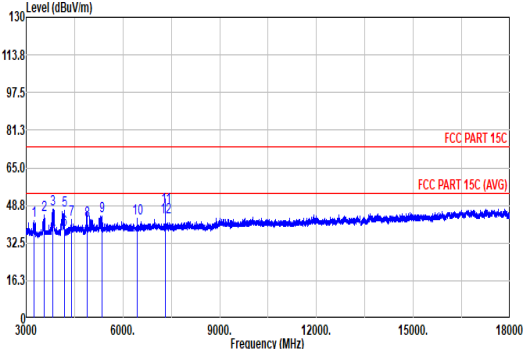
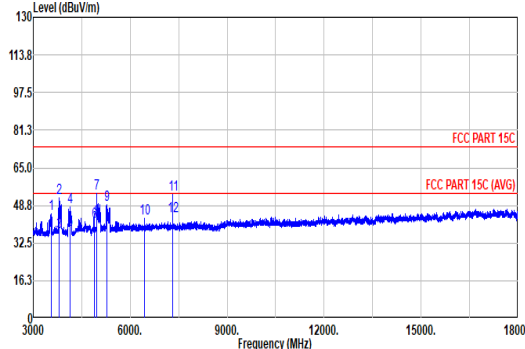
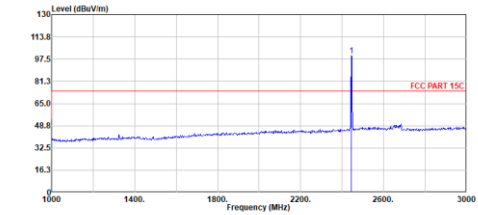
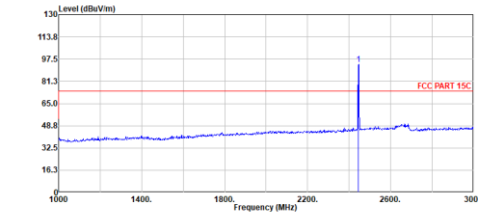


Mode	1																																																																																	
	Band Edge																																																																																	
	2400-2483.5_Zigbee_CH11_2405MHz																																																																																	
ANT	1																																																																																	
Pol.	Vertical	Fundamental																																																																																
Peak	<table border="1"> <thead> <tr> <th>Limit</th> <th>Read</th> <th>Ant</th> <th>Cable</th> <th>Preamp</th> <th>Aux</th> <th>APos</th> <th>TPos</th> <th>Remark</th> </tr> <tr> <th>Freq</th> <th>Level</th> <th>Line</th> <th>Margin</th> <th>Level</th> <th>Factor</th> <th>Loss</th> <th>Factor</th> <th>Factor</th> </tr> <tr> <th>MHz</th> <th>dBuV/m</th> <th>dBuV/m</th> <th>dB</th> <th>dBuV</th> <th>dB/m</th> <th>dB</th> <th>dB</th> <th>dB</th> </tr> </thead> <tbody> <tr> <td>1</td> <td>2387.83</td> <td>51.86</td> <td>74.00</td> <td>-22.14</td> <td>43.42</td> <td>32.25</td> <td>7.11</td> <td>36.92</td> <td>6.00</td> <td>331</td> <td>53</td> <td>PEAK</td> </tr> </tbody> </table>	Limit	Read	Ant	Cable	Preamp	Aux	APos	TPos	Remark	Freq	Level	Line	Margin	Level	Factor	Loss	Factor	Factor	MHz	dBuV/m	dBuV/m	dB	dBuV	dB/m	dB	dB	dB	1	2387.83	51.86	74.00	-22.14	43.42	32.25	7.11	36.92	6.00	331	53	PEAK	<table border="1"> <thead> <tr> <th>Limit</th> <th>Read</th> <th>Ant</th> <th>Cable</th> <th>Preamp</th> <th>Aux</th> <th>APos</th> <th>TPos</th> <th>Remark</th> </tr> <tr> <th>Freq</th> <th>Level</th> <th>Line</th> <th>Margin</th> <th>Level</th> <th>Factor</th> <th>Loss</th> <th>Factor</th> <th>Factor</th> </tr> <tr> <th>MHz</th> <th>dBuV/m</th> <th>dBuV/m</th> <th>dB</th> <th>dBuV</th> <th>dB/m</th> <th>dB</th> <th>dB</th> <th>dB</th> </tr> </thead> <tbody> <tr> <td>1</td> <td>2405.00</td> <td>103.06</td> <td>-----</td> <td>-----</td> <td>94.51</td> <td>32.33</td> <td>7.14</td> <td>36.92</td> <td>6.00</td> <td>331</td> <td>53</td> <td>PEAK</td> </tr> </tbody> </table>	Limit	Read	Ant	Cable	Preamp	Aux	APos	TPos	Remark	Freq	Level	Line	Margin	Level	Factor	Loss	Factor	Factor	MHz	dBuV/m	dBuV/m	dB	dBuV	dB/m	dB	dB	dB	1	2405.00	103.06	-----	-----	94.51	32.33	7.14	36.92	6.00	331	53	PEAK
	Limit	Read	Ant	Cable	Preamp	Aux	APos	TPos	Remark																																																																									
Freq	Level	Line	Margin	Level	Factor	Loss	Factor	Factor																																																																										
MHz	dBuV/m	dBuV/m	dB	dBuV	dB/m	dB	dB	dB																																																																										
1	2387.83	51.86	74.00	-22.14	43.42	32.25	7.11	36.92	6.00	331	53	PEAK																																																																						
Limit	Read	Ant	Cable	Preamp	Aux	APos	TPos	Remark																																																																										
Freq	Level	Line	Margin	Level	Factor	Loss	Factor	Factor																																																																										
MHz	dBuV/m	dBuV/m	dB	dBuV	dB/m	dB	dB	dB																																																																										
1	2405.00	103.06	-----	-----	94.51	32.33	7.14	36.92	6.00	331	53	PEAK																																																																						
Avg	<table border="1"> <thead> <tr> <th>Limit</th> <th>Read</th> <th>Ant</th> <th>Cable</th> <th>Preamp</th> <th>Aux</th> <th>APos</th> <th>TPos</th> <th>Remark</th> </tr> <tr> <th>Freq</th> <th>Level</th> <th>Line</th> <th>Margin</th> <th>Level</th> <th>Factor</th> <th>Loss</th> <th>Factor</th> <th>Factor</th> </tr> <tr> <th>MHz</th> <th>dBuV/m</th> <th>dBuV/m</th> <th>dB</th> <th>dBuV</th> <th>dB/m</th> <th>dB</th> <th>dB</th> <th>dB</th> </tr> </thead> <tbody> <tr> <td>1</td> <td>2366.33</td> <td>40.66</td> <td>54.00</td> <td>-13.34</td> <td>32.33</td> <td>32.17</td> <td>7.00</td> <td>36.92</td> <td>6.00</td> <td>331</td> <td>53</td> <td>AVERAGE</td> </tr> </tbody> </table>	Limit	Read	Ant	Cable	Preamp	Aux	APos	TPos	Remark	Freq	Level	Line	Margin	Level	Factor	Loss	Factor	Factor	MHz	dBuV/m	dBuV/m	dB	dBuV	dB/m	dB	dB	dB	1	2366.33	40.66	54.00	-13.34	32.33	32.17	7.00	36.92	6.00	331	53	AVERAGE	<table border="1"> <thead> <tr> <th>Limit</th> <th>Read</th> <th>Ant</th> <th>Cable</th> <th>Preamp</th> <th>Aux</th> <th>APos</th> <th>TPos</th> <th>Remark</th> </tr> <tr> <th>Freq</th> <th>Level</th> <th>Line</th> <th>Margin</th> <th>Level</th> <th>Factor</th> <th>Loss</th> <th>Factor</th> <th>Factor</th> </tr> <tr> <th>MHz</th> <th>dBuV/m</th> <th>dBuV/m</th> <th>dB</th> <th>dBuV</th> <th>dB/m</th> <th>dB</th> <th>dB</th> <th>dB</th> </tr> </thead> <tbody> <tr> <td>1</td> <td>2405.00</td> <td>99.83</td> <td>-----</td> <td>-----</td> <td>91.28</td> <td>32.33</td> <td>7.14</td> <td>36.92</td> <td>6.00</td> <td>331</td> <td>53</td> <td>AVERAGE</td> </tr> </tbody> </table>	Limit	Read	Ant	Cable	Preamp	Aux	APos	TPos	Remark	Freq	Level	Line	Margin	Level	Factor	Loss	Factor	Factor	MHz	dBuV/m	dBuV/m	dB	dBuV	dB/m	dB	dB	dB	1	2405.00	99.83	-----	-----	91.28	32.33	7.14	36.92	6.00	331	53	AVERAGE
Limit	Read	Ant	Cable	Preamp	Aux	APos	TPos	Remark																																																																										
Freq	Level	Line	Margin	Level	Factor	Loss	Factor	Factor																																																																										
MHz	dBuV/m	dBuV/m	dB	dBuV	dB/m	dB	dB	dB																																																																										
1	2366.33	40.66	54.00	-13.34	32.33	32.17	7.00	36.92	6.00	331	53	AVERAGE																																																																						
Limit	Read	Ant	Cable	Preamp	Aux	APos	TPos	Remark																																																																										
Freq	Level	Line	Margin	Level	Factor	Loss	Factor	Factor																																																																										
MHz	dBuV/m	dBuV/m	dB	dBuV	dB/m	dB	dB	dB																																																																										
1	2405.00	99.83	-----	-----	91.28	32.33	7.14	36.92	6.00	331	53	AVERAGE																																																																						

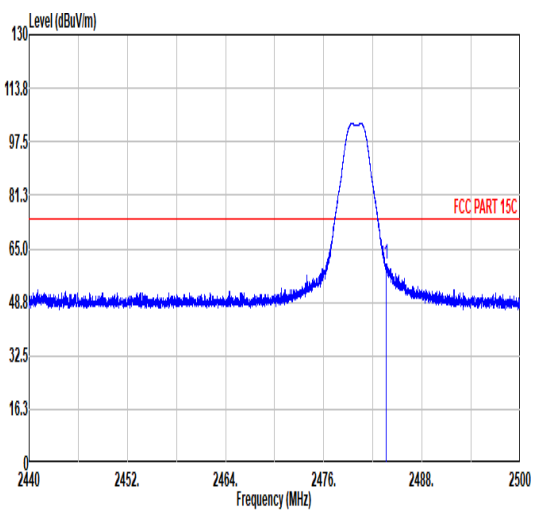
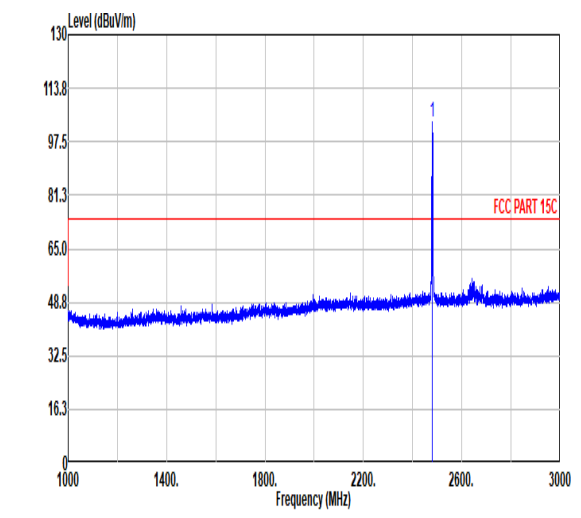
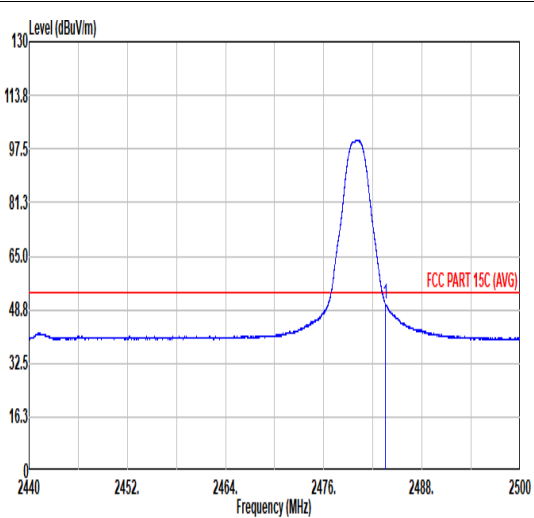
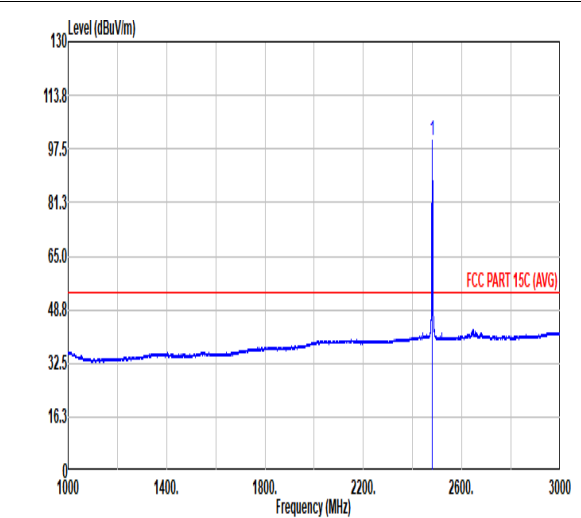


Mode	1																																																																																																																																																																																																																																																																																																																																																																																											
	Harmonic																																																																																																																																																																																																																																																																																																																																																																																											
	2400-2483.5_Zigbee_CH11_2405MHz																																																																																																																																																																																																																																																																																																																																																																																											
ANT	1																																																																																																																																																																																																																																																																																																																																																																																											
Pol.	Horizontal	Vertical																																																																																																																																																																																																																																																																																																																																																																																										
Peak Avg	 <table border="1" data-bbox="271 1008 782 1276"> <thead> <tr> <th>Peak</th> <th>Freq</th> <th>Level</th> <th>Limit</th> <th>Line</th> <th>Margin</th> <th>Read</th> <th>Ant</th> <th>Cable</th> <th>Preamp</th> <th>Aux</th> <th>APos</th> <th>TPos</th> <th>Remark</th> </tr> <tr> <th></th> <th>MHz</th> <th>dBuV/m</th> <th>dBuV/m</th> <th>dB</th> <th>dB</th> <th>dBuV</th> <th>dB/m</th> <th>dB</th> <th>dB</th> <th>dB</th> <th>dB</th> <th>cm</th> <th>deg</th> </tr> </thead> <tbody> <tr><td>1</td><td>3549.00</td><td>42.22</td><td>79.37</td><td>-37.15</td><td>64.10</td><td>33.10</td><td>8.71</td><td>63.69</td><td>0.00</td><td>---</td><td>---</td><td>---</td><td>Peak</td></tr> <tr><td>2</td><td>3879.00</td><td>48.65</td><td>74.00</td><td>-25.35</td><td>69.56</td><td>33.56</td><td>9.28</td><td>63.75</td><td>0.00</td><td>300</td><td>85</td><td>---</td><td>Peak</td></tr> <tr><td>3</td><td>3879.00</td><td>36.39</td><td>54.00</td><td>-17.61</td><td>57.30</td><td>33.56</td><td>9.28</td><td>63.75</td><td>0.00</td><td>300</td><td>85</td><td>---</td><td>Average</td></tr> <tr><td>4</td><td>4177.00</td><td>45.10</td><td>74.00</td><td>-28.90</td><td>65.65</td><td>33.40</td><td>9.62</td><td>63.57</td><td>0.00</td><td>300</td><td>45</td><td>---</td><td>Peak</td></tr> <tr><td>5</td><td>4177.00</td><td>37.01</td><td>54.00</td><td>-16.99</td><td>57.56</td><td>33.40</td><td>9.62</td><td>63.57</td><td>0.00</td><td>300</td><td>45</td><td>---</td><td>Average</td></tr> <tr><td>6</td><td>4810.00</td><td>44.45</td><td>74.00</td><td>-29.55</td><td>63.31</td><td>34.32</td><td>10.30</td><td>63.48</td><td>0.00</td><td>---</td><td>---</td><td>---</td><td>PEAK</td></tr> <tr><td>7</td><td>5071.00</td><td>45.03</td><td>74.00</td><td>-28.97</td><td>63.64</td><td>34.30</td><td>10.59</td><td>63.50</td><td>0.00</td><td>---</td><td>---</td><td>---</td><td>Peak</td></tr> <tr><td>8</td><td>5248.00</td><td>47.26</td><td>79.37</td><td>-32.11</td><td>65.53</td><td>34.60</td><td>10.70</td><td>63.57</td><td>0.00</td><td>---</td><td>---</td><td>---</td><td>Peak</td></tr> <tr><td>9</td><td>5997.00</td><td>44.77</td><td>79.37</td><td>-34.60</td><td>61.70</td><td>35.41</td><td>11.52</td><td>63.86</td><td>0.00</td><td>---</td><td>---</td><td>---</td><td>Peak</td></tr> <tr><td>10</td><td>6432.00</td><td>43.23</td><td>79.37</td><td>-36.14</td><td>59.45</td><td>35.60</td><td>11.92</td><td>63.74</td><td>0.00</td><td>---</td><td>---</td><td>---</td><td>Peak</td></tr> <tr><td>11</td><td>7216.00</td><td>52.68</td><td>79.37</td><td>-26.69</td><td>67.70</td><td>35.00</td><td>12.79</td><td>63.61</td><td>0.00</td><td>---</td><td>---</td><td>---</td><td>Peak</td></tr> </tbody> </table>	Peak	Freq	Level	Limit	Line	Margin	Read	Ant	Cable	Preamp	Aux	APos	TPos	Remark		MHz	dBuV/m	dBuV/m	dB	dB	dBuV	dB/m	dB	dB	dB	dB	cm	deg	1	3549.00	42.22	79.37	-37.15	64.10	33.10	8.71	63.69	0.00	---	---	---	Peak	2	3879.00	48.65	74.00	-25.35	69.56	33.56	9.28	63.75	0.00	300	85	---	Peak	3	3879.00	36.39	54.00	-17.61	57.30	33.56	9.28	63.75	0.00	300	85	---	Average	4	4177.00	45.10	74.00	-28.90	65.65	33.40	9.62	63.57	0.00	300	45	---	Peak	5	4177.00	37.01	54.00	-16.99	57.56	33.40	9.62	63.57	0.00	300	45	---	Average	6	4810.00	44.45	74.00	-29.55	63.31	34.32	10.30	63.48	0.00	---	---	---	PEAK	7	5071.00	45.03	74.00	-28.97	63.64	34.30	10.59	63.50	0.00	---	---	---	Peak	8	5248.00	47.26	79.37	-32.11	65.53	34.60	10.70	63.57	0.00	---	---	---	Peak	9	5997.00	44.77	79.37	-34.60	61.70	35.41	11.52	63.86	0.00	---	---	---	Peak	10	6432.00	43.23	79.37	-36.14	59.45	35.60	11.92	63.74	0.00	---	---	---	Peak	11	7216.00	52.68	79.37	-26.69	67.70	35.00	12.79	63.61	0.00	---	---	---	Peak	 <table border="1" data-bbox="909 1008 1420 1276"> <thead> <tr> <th>Peak</th> <th>Freq</th> <th>Level</th> <th>Limit</th> <th>Line</th> <th>Margin</th> <th>Read</th> <th>Ant</th> <th>Cable</th> <th>Preamp</th> <th>Aux</th> <th>APos</th> <th>TPos</th> <th>Remark</th> </tr> <tr> <th></th> <th>MHz</th> <th>dBuV/m</th> <th>dBuV/m</th> <th>dB</th> <th>dB</th> <th>dBuV</th> <th>dB/m</th> <th>dB</th> <th>dB</th> <th>dB</th> <th>dB</th> <th>cm</th> <th>deg</th> </tr> </thead> <tbody> <tr><td>1</td><td>3580.00</td><td>44.38</td><td>73.84</td><td>-29.46</td><td>66.27</td><td>33.10</td><td>8.74</td><td>63.73</td><td>0.00</td><td>---</td><td>---</td><td>---</td><td>Peak</td></tr> <tr><td>2</td><td>3864.00</td><td>50.32</td><td>74.00</td><td>-23.68</td><td>71.30</td><td>33.53</td><td>9.25</td><td>63.76</td><td>0.00</td><td>300</td><td>212</td><td>---</td><td>Peak</td></tr> <tr><td>3</td><td>3864.00</td><td>36.29</td><td>54.00</td><td>-17.71</td><td>57.27</td><td>33.53</td><td>9.25</td><td>63.76</td><td>0.00</td><td>300</td><td>212</td><td>---</td><td>Average</td></tr> <tr><td>4</td><td>4080.00</td><td>46.67</td><td>74.00</td><td>-27.33</td><td>67.27</td><td>33.46</td><td>9.57</td><td>63.63</td><td>0.00</td><td>100</td><td>80</td><td>---</td><td>Peak</td></tr> <tr><td>5</td><td>4080.00</td><td>37.10</td><td>54.00</td><td>-16.90</td><td>57.70</td><td>33.46</td><td>9.57</td><td>63.63</td><td>0.00</td><td>100</td><td>80</td><td>---</td><td>Average</td></tr> <tr><td>6</td><td>4810.00</td><td>47.83</td><td>74.00</td><td>-26.17</td><td>66.69</td><td>34.32</td><td>10.30</td><td>63.48</td><td>0.00</td><td>104</td><td>295</td><td>---</td><td>Peak</td></tr> <tr><td>7</td><td>4810.00</td><td>39.31</td><td>54.00</td><td>-14.69</td><td>58.17</td><td>34.32</td><td>10.30</td><td>63.48</td><td>0.00</td><td>104</td><td>295</td><td>---</td><td>Average</td></tr> <tr><td>8</td><td>5014.00</td><td>48.09</td><td>74.00</td><td>-25.11</td><td>67.36</td><td>34.44</td><td>10.57</td><td>63.48</td><td>0.00</td><td>100</td><td>58</td><td>---</td><td>Peak</td></tr> <tr><td>9</td><td>5014.00</td><td>40.22</td><td>54.00</td><td>-13.78</td><td>58.69</td><td>34.44</td><td>10.57</td><td>63.48</td><td>0.00</td><td>100</td><td>58</td><td>---</td><td>Average</td></tr> <tr><td>10</td><td>5245.00</td><td>50.86</td><td>73.84</td><td>-22.98</td><td>69.13</td><td>34.60</td><td>10.70</td><td>63.57</td><td>0.00</td><td>---</td><td>---</td><td>---</td><td>Peak</td></tr> <tr><td>11</td><td>5628.00</td><td>44.54</td><td>73.84</td><td>-29.30</td><td>62.30</td><td>34.66</td><td>11.22</td><td>63.72</td><td>0.00</td><td>---</td><td>---</td><td>---</td><td>Peak</td></tr> <tr><td>12</td><td>7216.00</td><td>52.98</td><td>73.84</td><td>-20.86</td><td>68.00</td><td>35.00</td><td>12.79</td><td>63.61</td><td>0.00</td><td>---</td><td>---</td><td>---</td><td>Peak</td></tr> </tbody> </table>	Peak	Freq	Level	Limit	Line	Margin	Read	Ant	Cable	Preamp	Aux	APos	TPos	Remark		MHz	dBuV/m	dBuV/m	dB	dB	dBuV	dB/m	dB	dB	dB	dB	cm	deg	1	3580.00	44.38	73.84	-29.46	66.27	33.10	8.74	63.73	0.00	---	---	---	Peak	2	3864.00	50.32	74.00	-23.68	71.30	33.53	9.25	63.76	0.00	300	212	---	Peak	3	3864.00	36.29	54.00	-17.71	57.27	33.53	9.25	63.76	0.00	300	212	---	Average	4	4080.00	46.67	74.00	-27.33	67.27	33.46	9.57	63.63	0.00	100	80	---	Peak	5	4080.00	37.10	54.00	-16.90	57.70	33.46	9.57	63.63	0.00	100	80	---	Average	6	4810.00	47.83	74.00	-26.17	66.69	34.32	10.30	63.48	0.00	104	295	---	Peak	7	4810.00	39.31	54.00	-14.69	58.17	34.32	10.30	63.48	0.00	104	295	---	Average	8	5014.00	48.09	74.00	-25.11	67.36	34.44	10.57	63.48	0.00	100	58	---	Peak	9	5014.00	40.22	54.00	-13.78	58.69	34.44	10.57	63.48	0.00	100	58	---	Average	10	5245.00	50.86	73.84	-22.98	69.13	34.60	10.70	63.57	0.00	---	---	---	Peak	11	5628.00	44.54	73.84	-29.30	62.30	34.66	11.22	63.72	0.00	---	---	---	Peak	12	7216.00	52.98	73.84	-20.86	68.00	35.00	12.79	63.61	0.00	---	---	---	Peak
Peak	Freq	Level	Limit	Line	Margin	Read	Ant	Cable	Preamp	Aux	APos	TPos	Remark																																																																																																																																																																																																																																																																																																																																																																															
	MHz	dBuV/m	dBuV/m	dB	dB	dBuV	dB/m	dB	dB	dB	dB	cm	deg																																																																																																																																																																																																																																																																																																																																																																															
1	3549.00	42.22	79.37	-37.15	64.10	33.10	8.71	63.69	0.00	---	---	---	Peak																																																																																																																																																																																																																																																																																																																																																																															
2	3879.00	48.65	74.00	-25.35	69.56	33.56	9.28	63.75	0.00	300	85	---	Peak																																																																																																																																																																																																																																																																																																																																																																															
3	3879.00	36.39	54.00	-17.61	57.30	33.56	9.28	63.75	0.00	300	85	---	Average																																																																																																																																																																																																																																																																																																																																																																															
4	4177.00	45.10	74.00	-28.90	65.65	33.40	9.62	63.57	0.00	300	45	---	Peak																																																																																																																																																																																																																																																																																																																																																																															
5	4177.00	37.01	54.00	-16.99	57.56	33.40	9.62	63.57	0.00	300	45	---	Average																																																																																																																																																																																																																																																																																																																																																																															
6	4810.00	44.45	74.00	-29.55	63.31	34.32	10.30	63.48	0.00	---	---	---	PEAK																																																																																																																																																																																																																																																																																																																																																																															
7	5071.00	45.03	74.00	-28.97	63.64	34.30	10.59	63.50	0.00	---	---	---	Peak																																																																																																																																																																																																																																																																																																																																																																															
8	5248.00	47.26	79.37	-32.11	65.53	34.60	10.70	63.57	0.00	---	---	---	Peak																																																																																																																																																																																																																																																																																																																																																																															
9	5997.00	44.77	79.37	-34.60	61.70	35.41	11.52	63.86	0.00	---	---	---	Peak																																																																																																																																																																																																																																																																																																																																																																															
10	6432.00	43.23	79.37	-36.14	59.45	35.60	11.92	63.74	0.00	---	---	---	Peak																																																																																																																																																																																																																																																																																																																																																																															
11	7216.00	52.68	79.37	-26.69	67.70	35.00	12.79	63.61	0.00	---	---	---	Peak																																																																																																																																																																																																																																																																																																																																																																															
Peak	Freq	Level	Limit	Line	Margin	Read	Ant	Cable	Preamp	Aux	APos	TPos	Remark																																																																																																																																																																																																																																																																																																																																																																															
	MHz	dBuV/m	dBuV/m	dB	dB	dBuV	dB/m	dB	dB	dB	dB	cm	deg																																																																																																																																																																																																																																																																																																																																																																															
1	3580.00	44.38	73.84	-29.46	66.27	33.10	8.74	63.73	0.00	---	---	---	Peak																																																																																																																																																																																																																																																																																																																																																																															
2	3864.00	50.32	74.00	-23.68	71.30	33.53	9.25	63.76	0.00	300	212	---	Peak																																																																																																																																																																																																																																																																																																																																																																															
3	3864.00	36.29	54.00	-17.71	57.27	33.53	9.25	63.76	0.00	300	212	---	Average																																																																																																																																																																																																																																																																																																																																																																															
4	4080.00	46.67	74.00	-27.33	67.27	33.46	9.57	63.63	0.00	100	80	---	Peak																																																																																																																																																																																																																																																																																																																																																																															
5	4080.00	37.10	54.00	-16.90	57.70	33.46	9.57	63.63	0.00	100	80	---	Average																																																																																																																																																																																																																																																																																																																																																																															
6	4810.00	47.83	74.00	-26.17	66.69	34.32	10.30	63.48	0.00	104	295	---	Peak																																																																																																																																																																																																																																																																																																																																																																															
7	4810.00	39.31	54.00	-14.69	58.17	34.32	10.30	63.48	0.00	104	295	---	Average																																																																																																																																																																																																																																																																																																																																																																															
8	5014.00	48.09	74.00	-25.11	67.36	34.44	10.57	63.48	0.00	100	58	---	Peak																																																																																																																																																																																																																																																																																																																																																																															
9	5014.00	40.22	54.00	-13.78	58.69	34.44	10.57	63.48	0.00	100	58	---	Average																																																																																																																																																																																																																																																																																																																																																																															
10	5245.00	50.86	73.84	-22.98	69.13	34.60	10.70	63.57	0.00	---	---	---	Peak																																																																																																																																																																																																																																																																																																																																																																															
11	5628.00	44.54	73.84	-29.30	62.30	34.66	11.22	63.72	0.00	---	---	---	Peak																																																																																																																																																																																																																																																																																																																																																																															
12	7216.00	52.98	73.84	-20.86	68.00	35.00	12.79	63.61	0.00	---	---	---	Peak																																																																																																																																																																																																																																																																																																																																																																															
100K Ref. Level	 <table border="1" data-bbox="271 1590 782 1635"> <thead> <tr> <th>Peak</th> <th>Freq</th> <th>Level</th> <th>Limit</th> <th>Line</th> <th>Margin</th> <th>Read</th> <th>Ant</th> <th>Cable</th> <th>Preamp</th> <th>Aux</th> <th>APos</th> <th>TPos</th> <th>Remark</th> </tr> <tr> <th></th> <th>MHz</th> <th>dBuV/m</th> <th>dBuV/m</th> <th>dB</th> <th>dB</th> <th>dBuV</th> <th>dB/m</th> <th>dB</th> <th>dB</th> <th>dB</th> <th>dB</th> <th>cm</th> <th>deg</th> </tr> </thead> <tbody> <tr><td>1</td><td>2405.00</td><td>99.37</td><td>74.00</td><td>25.37</td><td>87.37</td><td>32.22</td><td>6.62</td><td>32.84</td><td>6.00</td><td>100</td><td>188</td><td>---</td><td>PEAK</td></tr> </tbody> </table>	Peak	Freq	Level	Limit	Line	Margin	Read	Ant	Cable	Preamp	Aux	APos	TPos	Remark		MHz	dBuV/m	dBuV/m	dB	dB	dBuV	dB/m	dB	dB	dB	dB	cm	deg	1	2405.00	99.37	74.00	25.37	87.37	32.22	6.62	32.84	6.00	100	188	---	PEAK	 <table border="1" data-bbox="909 1590 1420 1635"> <thead> <tr> <th>Peak</th> <th>Freq</th> <th>Level</th> <th>Limit</th> <th>Line</th> <th>Margin</th> <th>Read</th> <th>Ant</th> <th>Cable</th> <th>Preamp</th> <th>Aux</th> <th>APos</th> <th>TPos</th> <th>Remark</th> </tr> <tr> <th></th> <th>MHz</th> <th>dBuV/m</th> <th>dBuV/m</th> <th>dB</th> <th>dB</th> <th>dBuV</th> <th>dB/m</th> <th>dB</th> <th>dB</th> <th>dB</th> <th>dB</th> <th>cm</th> <th>deg</th> </tr> </thead> <tbody> <tr><td>1</td><td>2405.00</td><td>93.84</td><td>74.00</td><td>19.84</td><td>81.80</td><td>32.24</td><td>6.63</td><td>32.83</td><td>6.00</td><td>300</td><td>130</td><td>---</td><td>PEAK</td></tr> </tbody> </table>	Peak	Freq	Level	Limit	Line	Margin	Read	Ant	Cable	Preamp	Aux	APos	TPos	Remark		MHz	dBuV/m	dBuV/m	dB	dB	dBuV	dB/m	dB	dB	dB	dB	cm	deg	1	2405.00	93.84	74.00	19.84	81.80	32.24	6.63	32.83	6.00	300	130	---	PEAK																																																																																																																																																																																																																																																																																																						
Peak	Freq	Level	Limit	Line	Margin	Read	Ant	Cable	Preamp	Aux	APos	TPos	Remark																																																																																																																																																																																																																																																																																																																																																																															
	MHz	dBuV/m	dBuV/m	dB	dB	dBuV	dB/m	dB	dB	dB	dB	cm	deg																																																																																																																																																																																																																																																																																																																																																																															
1	2405.00	99.37	74.00	25.37	87.37	32.22	6.62	32.84	6.00	100	188	---	PEAK																																																																																																																																																																																																																																																																																																																																																																															
Peak	Freq	Level	Limit	Line	Margin	Read	Ant	Cable	Preamp	Aux	APos	TPos	Remark																																																																																																																																																																																																																																																																																																																																																																															
	MHz	dBuV/m	dBuV/m	dB	dB	dBuV	dB/m	dB	dB	dB	dB	cm	deg																																																																																																																																																																																																																																																																																																																																																																															
1	2405.00	93.84	74.00	19.84	81.80	32.24	6.63	32.83	6.00	300	130	---	PEAK																																																																																																																																																																																																																																																																																																																																																																															



Mode	2																																																																																																																																																																																																																																																																																																																																																																													
	Harmonic																																																																																																																																																																																																																																																																																																																																																																													
	2400-2483.5_Zigbee_CH18_2440MHz																																																																																																																																																																																																																																																																																																																																																																													
ANT	1																																																																																																																																																																																																																																																																																																																																																																													
Pol.	Horizontal	Vertical																																																																																																																																																																																																																																																																																																																																																																												
Peak Avg	 <table border="1"> <thead> <tr> <th>Peak</th> <th>Freq</th> <th>Level</th> <th>Limit</th> <th>Line Margin</th> <th>Read Level</th> <th>Ant Level Factor</th> <th>Cable Loss Factor</th> <th>Preamp Factor</th> <th>Aux Factor</th> <th>APos</th> <th>TPos</th> <th>Remark</th> </tr> <tr> <th></th> <th>MHz</th> <th>dBuV/m</th> <th>dBuV/m</th> <th>dB</th> <th>dBuV</th> <th>dB/m</th> <th>dB</th> <th>dB</th> <th>dB</th> <th>cm</th> <th>deg</th> <th></th> </tr> </thead> <tbody> <tr><td>1</td><td>3232.00</td><td>42.29</td><td>79.89</td><td>-37.60</td><td>64.34</td><td>32.81</td><td>8.37</td><td>63.23</td><td>0.00</td><td>---</td><td>---</td><td>Peak</td></tr> <tr><td>2</td><td>3547.00</td><td>44.57</td><td>79.89</td><td>-35.32</td><td>66.45</td><td>33.10</td><td>8.71</td><td>63.69</td><td>0.00</td><td>---</td><td>---</td><td>Peak</td></tr> <tr><td>3</td><td>3828.00</td><td>47.07</td><td>74.00</td><td>-26.93</td><td>68.14</td><td>33.54</td><td>9.17</td><td>63.78</td><td>0.00</td><td>300</td><td>309</td><td>Peak</td></tr> <tr><td>4</td><td>3828.00</td><td>37.05</td><td>54.00</td><td>-16.95</td><td>58.12</td><td>33.54</td><td>9.17</td><td>63.78</td><td>0.00</td><td>300</td><td>309</td><td>Average</td></tr> <tr><td>5</td><td>4177.00</td><td>46.39</td><td>74.00</td><td>-27.61</td><td>66.94</td><td>33.40</td><td>9.62</td><td>63.57</td><td>0.00</td><td>100</td><td>51</td><td>Peak</td></tr> <tr><td>6</td><td>4177.00</td><td>38.10</td><td>54.00</td><td>-15.90</td><td>58.65</td><td>33.40</td><td>9.62</td><td>63.57</td><td>0.00</td><td>100</td><td>51</td><td>Average</td></tr> <tr><td>7</td><td>4404.00</td><td>42.82</td><td>79.89</td><td>-37.07</td><td>62.83</td><td>33.72</td><td>9.78</td><td>63.51</td><td>0.00</td><td>---</td><td>---</td><td>Peak</td></tr> <tr><td>8</td><td>4800.00</td><td>42.43</td><td>74.00</td><td>-31.57</td><td>61.06</td><td>34.46</td><td>10.39</td><td>63.48</td><td>0.00</td><td>---</td><td>---</td><td>PEAK</td></tr> <tr><td>9</td><td>5355.00</td><td>44.35</td><td>74.00</td><td>-29.65</td><td>62.43</td><td>34.69</td><td>10.84</td><td>63.61</td><td>0.00</td><td>---</td><td>---</td><td>Peak</td></tr> <tr><td>10</td><td>6432.00</td><td>43.31</td><td>79.89</td><td>-36.58</td><td>59.53</td><td>35.60</td><td>11.92</td><td>63.74</td><td>0.00</td><td>---</td><td>---</td><td>Peak</td></tr> <tr><td>11</td><td>7320.00</td><td>47.89</td><td>74.00</td><td>-26.11</td><td>62.91</td><td>35.84</td><td>12.82</td><td>63.68</td><td>0.00</td><td>100</td><td>235</td><td>Peak</td></tr> <tr><td>12</td><td>7320.00</td><td>43.60</td><td>54.00</td><td>-10.40</td><td>58.62</td><td>35.84</td><td>12.82</td><td>63.68</td><td>0.00</td><td>100</td><td>235</td><td>Average</td></tr> </tbody> </table>	Peak	Freq	Level	Limit	Line Margin	Read Level	Ant Level Factor	Cable Loss Factor	Preamp Factor	Aux Factor	APos	TPos	Remark		MHz	dBuV/m	dBuV/m	dB	dBuV	dB/m	dB	dB	dB	cm	deg		1	3232.00	42.29	79.89	-37.60	64.34	32.81	8.37	63.23	0.00	---	---	Peak	2	3547.00	44.57	79.89	-35.32	66.45	33.10	8.71	63.69	0.00	---	---	Peak	3	3828.00	47.07	74.00	-26.93	68.14	33.54	9.17	63.78	0.00	300	309	Peak	4	3828.00	37.05	54.00	-16.95	58.12	33.54	9.17	63.78	0.00	300	309	Average	5	4177.00	46.39	74.00	-27.61	66.94	33.40	9.62	63.57	0.00	100	51	Peak	6	4177.00	38.10	54.00	-15.90	58.65	33.40	9.62	63.57	0.00	100	51	Average	7	4404.00	42.82	79.89	-37.07	62.83	33.72	9.78	63.51	0.00	---	---	Peak	8	4800.00	42.43	74.00	-31.57	61.06	34.46	10.39	63.48	0.00	---	---	PEAK	9	5355.00	44.35	74.00	-29.65	62.43	34.69	10.84	63.61	0.00	---	---	Peak	10	6432.00	43.31	79.89	-36.58	59.53	35.60	11.92	63.74	0.00	---	---	Peak	11	7320.00	47.89	74.00	-26.11	62.91	35.84	12.82	63.68	0.00	100	235	Peak	12	7320.00	43.60	54.00	-10.40	58.62	35.84	12.82	63.68	0.00	100	235	Average	 <table border="1"> <thead> <tr> <th>Peak</th> <th>Freq</th> <th>Level</th> <th>Limit</th> <th>Line Margin</th> <th>Read Level</th> <th>Ant Level Factor</th> <th>Cable Loss Factor</th> <th>Preamp Factor</th> <th>Aux Factor</th> <th>APos</th> <th>TPos</th> <th>Remark</th> </tr> <tr> <th></th> <th>MHz</th> <th>dBuV/m</th> <th>dBuV/m</th> <th>dB</th> <th>dBuV</th> <th>dB/m</th> <th>dB</th> <th>dB</th> <th>dB</th> <th>cm</th> <th>deg</th> <th></th> </tr> </thead> <tbody> <tr><td>1</td><td>3549.00</td><td>45.25</td><td>73.58</td><td>-28.33</td><td>67.13</td><td>33.10</td><td>8.71</td><td>63.69</td><td>0.00</td><td>---</td><td>---</td><td>Peak</td></tr> <tr><td>2</td><td>3789.00</td><td>51.83</td><td>74.00</td><td>-22.17</td><td>72.94</td><td>33.60</td><td>9.09</td><td>63.80</td><td>0.00</td><td>300</td><td>229</td><td>Peak</td></tr> <tr><td>3</td><td>3789.00</td><td>37.06</td><td>54.00</td><td>-16.94</td><td>58.17</td><td>33.60</td><td>9.09</td><td>63.80</td><td>0.00</td><td>300</td><td>229</td><td>Average</td></tr> <tr><td>4</td><td>4149.00</td><td>48.20</td><td>74.00</td><td>-25.80</td><td>68.79</td><td>33.40</td><td>9.60</td><td>63.59</td><td>0.00</td><td>300</td><td>64</td><td>Peak</td></tr> <tr><td>5</td><td>4149.00</td><td>38.21</td><td>54.00</td><td>-15.79</td><td>58.80</td><td>33.40</td><td>9.60</td><td>63.59</td><td>0.00</td><td>300</td><td>64</td><td>Average</td></tr> <tr><td>6</td><td>4800.00</td><td>41.59</td><td>74.00</td><td>-32.41</td><td>60.22</td><td>34.46</td><td>10.39</td><td>63.48</td><td>0.00</td><td>---</td><td>---</td><td>PEAK</td></tr> <tr><td>7</td><td>4954.00</td><td>53.87</td><td>74.00</td><td>-20.13</td><td>72.45</td><td>34.41</td><td>10.49</td><td>63.48</td><td>0.00</td><td>100</td><td>61</td><td>Peak</td></tr> <tr><td>8</td><td>4954.00</td><td>42.71</td><td>54.00</td><td>-11.29</td><td>61.29</td><td>34.41</td><td>10.49</td><td>63.48</td><td>0.00</td><td>100</td><td>61</td><td>Average</td></tr> <tr><td>9</td><td>5286.00</td><td>48.96</td><td>73.58</td><td>-24.62</td><td>67.12</td><td>34.67</td><td>10.75</td><td>63.58</td><td>0.00</td><td>---</td><td>---</td><td>Peak</td></tr> <tr><td>10</td><td>6432.00</td><td>43.38</td><td>73.58</td><td>-30.20</td><td>59.60</td><td>35.60</td><td>11.92</td><td>63.74</td><td>0.00</td><td>---</td><td>---</td><td>Peak</td></tr> <tr><td>11</td><td>7321.00</td><td>53.64</td><td>74.00</td><td>-20.36</td><td>68.66</td><td>35.84</td><td>12.82</td><td>63.68</td><td>0.00</td><td>100</td><td>343</td><td>Peak</td></tr> <tr><td>12</td><td>7321.00</td><td>44.21</td><td>54.00</td><td>-9.79</td><td>59.23</td><td>35.84</td><td>12.82</td><td>63.68</td><td>0.00</td><td>100</td><td>343</td><td>Average</td></tr> </tbody> </table>	Peak	Freq	Level	Limit	Line Margin	Read Level	Ant Level Factor	Cable Loss Factor	Preamp Factor	Aux Factor	APos	TPos	Remark		MHz	dBuV/m	dBuV/m	dB	dBuV	dB/m	dB	dB	dB	cm	deg		1	3549.00	45.25	73.58	-28.33	67.13	33.10	8.71	63.69	0.00	---	---	Peak	2	3789.00	51.83	74.00	-22.17	72.94	33.60	9.09	63.80	0.00	300	229	Peak	3	3789.00	37.06	54.00	-16.94	58.17	33.60	9.09	63.80	0.00	300	229	Average	4	4149.00	48.20	74.00	-25.80	68.79	33.40	9.60	63.59	0.00	300	64	Peak	5	4149.00	38.21	54.00	-15.79	58.80	33.40	9.60	63.59	0.00	300	64	Average	6	4800.00	41.59	74.00	-32.41	60.22	34.46	10.39	63.48	0.00	---	---	PEAK	7	4954.00	53.87	74.00	-20.13	72.45	34.41	10.49	63.48	0.00	100	61	Peak	8	4954.00	42.71	54.00	-11.29	61.29	34.41	10.49	63.48	0.00	100	61	Average	9	5286.00	48.96	73.58	-24.62	67.12	34.67	10.75	63.58	0.00	---	---	Peak	10	6432.00	43.38	73.58	-30.20	59.60	35.60	11.92	63.74	0.00	---	---	Peak	11	7321.00	53.64	74.00	-20.36	68.66	35.84	12.82	63.68	0.00	100	343	Peak	12	7321.00	44.21	54.00	-9.79	59.23	35.84	12.82	63.68	0.00	100	343	Average
	Peak	Freq	Level	Limit	Line Margin	Read Level	Ant Level Factor	Cable Loss Factor	Preamp Factor	Aux Factor	APos	TPos	Remark																																																																																																																																																																																																																																																																																																																																																																	
	MHz	dBuV/m	dBuV/m	dB	dBuV	dB/m	dB	dB	dB	cm	deg																																																																																																																																																																																																																																																																																																																																																																			
1	3232.00	42.29	79.89	-37.60	64.34	32.81	8.37	63.23	0.00	---	---	Peak																																																																																																																																																																																																																																																																																																																																																																		
2	3547.00	44.57	79.89	-35.32	66.45	33.10	8.71	63.69	0.00	---	---	Peak																																																																																																																																																																																																																																																																																																																																																																		
3	3828.00	47.07	74.00	-26.93	68.14	33.54	9.17	63.78	0.00	300	309	Peak																																																																																																																																																																																																																																																																																																																																																																		
4	3828.00	37.05	54.00	-16.95	58.12	33.54	9.17	63.78	0.00	300	309	Average																																																																																																																																																																																																																																																																																																																																																																		
5	4177.00	46.39	74.00	-27.61	66.94	33.40	9.62	63.57	0.00	100	51	Peak																																																																																																																																																																																																																																																																																																																																																																		
6	4177.00	38.10	54.00	-15.90	58.65	33.40	9.62	63.57	0.00	100	51	Average																																																																																																																																																																																																																																																																																																																																																																		
7	4404.00	42.82	79.89	-37.07	62.83	33.72	9.78	63.51	0.00	---	---	Peak																																																																																																																																																																																																																																																																																																																																																																		
8	4800.00	42.43	74.00	-31.57	61.06	34.46	10.39	63.48	0.00	---	---	PEAK																																																																																																																																																																																																																																																																																																																																																																		
9	5355.00	44.35	74.00	-29.65	62.43	34.69	10.84	63.61	0.00	---	---	Peak																																																																																																																																																																																																																																																																																																																																																																		
10	6432.00	43.31	79.89	-36.58	59.53	35.60	11.92	63.74	0.00	---	---	Peak																																																																																																																																																																																																																																																																																																																																																																		
11	7320.00	47.89	74.00	-26.11	62.91	35.84	12.82	63.68	0.00	100	235	Peak																																																																																																																																																																																																																																																																																																																																																																		
12	7320.00	43.60	54.00	-10.40	58.62	35.84	12.82	63.68	0.00	100	235	Average																																																																																																																																																																																																																																																																																																																																																																		
Peak	Freq	Level	Limit	Line Margin	Read Level	Ant Level Factor	Cable Loss Factor	Preamp Factor	Aux Factor	APos	TPos	Remark																																																																																																																																																																																																																																																																																																																																																																		
	MHz	dBuV/m	dBuV/m	dB	dBuV	dB/m	dB	dB	dB	cm	deg																																																																																																																																																																																																																																																																																																																																																																			
1	3549.00	45.25	73.58	-28.33	67.13	33.10	8.71	63.69	0.00	---	---	Peak																																																																																																																																																																																																																																																																																																																																																																		
2	3789.00	51.83	74.00	-22.17	72.94	33.60	9.09	63.80	0.00	300	229	Peak																																																																																																																																																																																																																																																																																																																																																																		
3	3789.00	37.06	54.00	-16.94	58.17	33.60	9.09	63.80	0.00	300	229	Average																																																																																																																																																																																																																																																																																																																																																																		
4	4149.00	48.20	74.00	-25.80	68.79	33.40	9.60	63.59	0.00	300	64	Peak																																																																																																																																																																																																																																																																																																																																																																		
5	4149.00	38.21	54.00	-15.79	58.80	33.40	9.60	63.59	0.00	300	64	Average																																																																																																																																																																																																																																																																																																																																																																		
6	4800.00	41.59	74.00	-32.41	60.22	34.46	10.39	63.48	0.00	---	---	PEAK																																																																																																																																																																																																																																																																																																																																																																		
7	4954.00	53.87	74.00	-20.13	72.45	34.41	10.49	63.48	0.00	100	61	Peak																																																																																																																																																																																																																																																																																																																																																																		
8	4954.00	42.71	54.00	-11.29	61.29	34.41	10.49	63.48	0.00	100	61	Average																																																																																																																																																																																																																																																																																																																																																																		
9	5286.00	48.96	73.58	-24.62	67.12	34.67	10.75	63.58	0.00	---	---	Peak																																																																																																																																																																																																																																																																																																																																																																		
10	6432.00	43.38	73.58	-30.20	59.60	35.60	11.92	63.74	0.00	---	---	Peak																																																																																																																																																																																																																																																																																																																																																																		
11	7321.00	53.64	74.00	-20.36	68.66	35.84	12.82	63.68	0.00	100	343	Peak																																																																																																																																																																																																																																																																																																																																																																		
12	7321.00	44.21	54.00	-9.79	59.23	35.84	12.82	63.68	0.00	100	343	Average																																																																																																																																																																																																																																																																																																																																																																		
100K Ref. Level	 <table border="1"> <thead> <tr> <th>Peak</th> <th>Freq</th> <th>Level</th> <th>Limit</th> <th>Line Margin</th> <th>Read Level</th> <th>Ant Level Factor</th> <th>Cable Loss Factor</th> <th>Preamp Factor</th> <th>Aux Factor</th> <th>APos</th> <th>TPos</th> <th>Remark</th> </tr> <tr> <th></th> <th>MHz</th> <th>dBuV/m</th> <th>dBuV/m</th> <th>dB</th> <th>dBuV</th> <th>dB/m</th> <th>dB</th> <th>dB</th> <th>dB</th> <th>cm</th> <th>deg</th> <th></th> </tr> </thead> <tbody> <tr><td>1</td><td>2445.00</td><td>99.89</td><td>74.00</td><td>25.89</td><td>87.48</td><td>32.46</td><td>6.68</td><td>32.73</td><td>6.00</td><td>100</td><td>194</td><td>PEAK</td></tr> </tbody> </table>	Peak	Freq	Level	Limit	Line Margin	Read Level	Ant Level Factor	Cable Loss Factor	Preamp Factor	Aux Factor	APos	TPos	Remark		MHz	dBuV/m	dBuV/m	dB	dBuV	dB/m	dB	dB	dB	cm	deg		1	2445.00	99.89	74.00	25.89	87.48	32.46	6.68	32.73	6.00	100	194	PEAK	 <table border="1"> <thead> <tr> <th>Peak</th> <th>Freq</th> <th>Level</th> <th>Limit</th> <th>Line Margin</th> <th>Read Level</th> <th>Ant Level Factor</th> <th>Cable Loss Factor</th> <th>Preamp Factor</th> <th>Aux Factor</th> <th>APos</th> <th>TPos</th> <th>Remark</th> </tr> <tr> <th></th> <th>MHz</th> <th>dBuV/m</th> <th>dBuV/m</th> <th>dB</th> <th>dBuV</th> <th>dB/m</th> <th>dB</th> <th>dB</th> <th>dB</th> <th>cm</th> <th>deg</th> <th></th> </tr> </thead> <tbody> <tr><td>1</td><td>2445.00</td><td>93.58</td><td>74.00</td><td>19.58</td><td>81.14</td><td>32.48</td><td>6.68</td><td>32.72</td><td>6.00</td><td>300</td><td>279</td><td>PEAK</td></tr> </tbody> </table>	Peak	Freq	Level	Limit	Line Margin	Read Level	Ant Level Factor	Cable Loss Factor	Preamp Factor	Aux Factor	APos	TPos	Remark		MHz	dBuV/m	dBuV/m	dB	dBuV	dB/m	dB	dB	dB	cm	deg		1	2445.00	93.58	74.00	19.58	81.14	32.48	6.68	32.72	6.00	300	279	PEAK																																																																																																																																																																																																																																																																																														
Peak	Freq	Level	Limit	Line Margin	Read Level	Ant Level Factor	Cable Loss Factor	Preamp Factor	Aux Factor	APos	TPos	Remark																																																																																																																																																																																																																																																																																																																																																																		
	MHz	dBuV/m	dBuV/m	dB	dBuV	dB/m	dB	dB	dB	cm	deg																																																																																																																																																																																																																																																																																																																																																																			
1	2445.00	99.89	74.00	25.89	87.48	32.46	6.68	32.73	6.00	100	194	PEAK																																																																																																																																																																																																																																																																																																																																																																		
Peak	Freq	Level	Limit	Line Margin	Read Level	Ant Level Factor	Cable Loss Factor	Preamp Factor	Aux Factor	APos	TPos	Remark																																																																																																																																																																																																																																																																																																																																																																		
	MHz	dBuV/m	dBuV/m	dB	dBuV	dB/m	dB	dB	dB	cm	deg																																																																																																																																																																																																																																																																																																																																																																			
1	2445.00	93.58	74.00	19.58	81.14	32.48	6.68	32.72	6.00	300	279	PEAK																																																																																																																																																																																																																																																																																																																																																																		

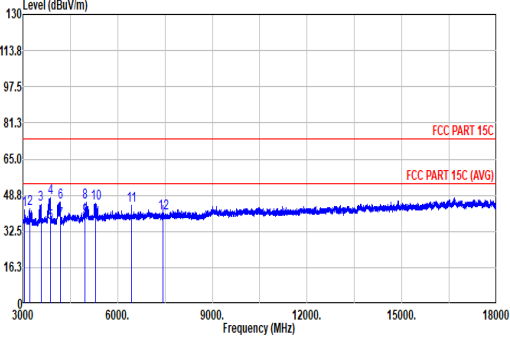
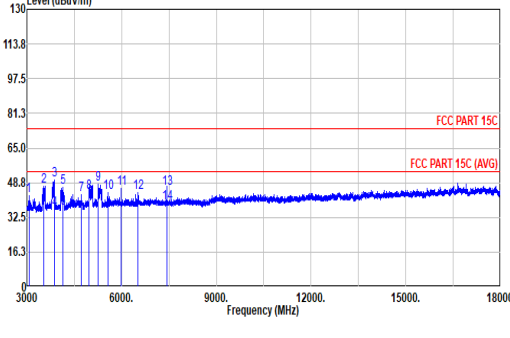
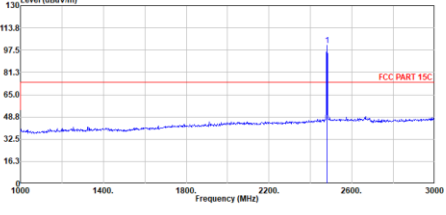
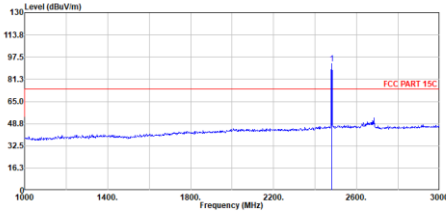


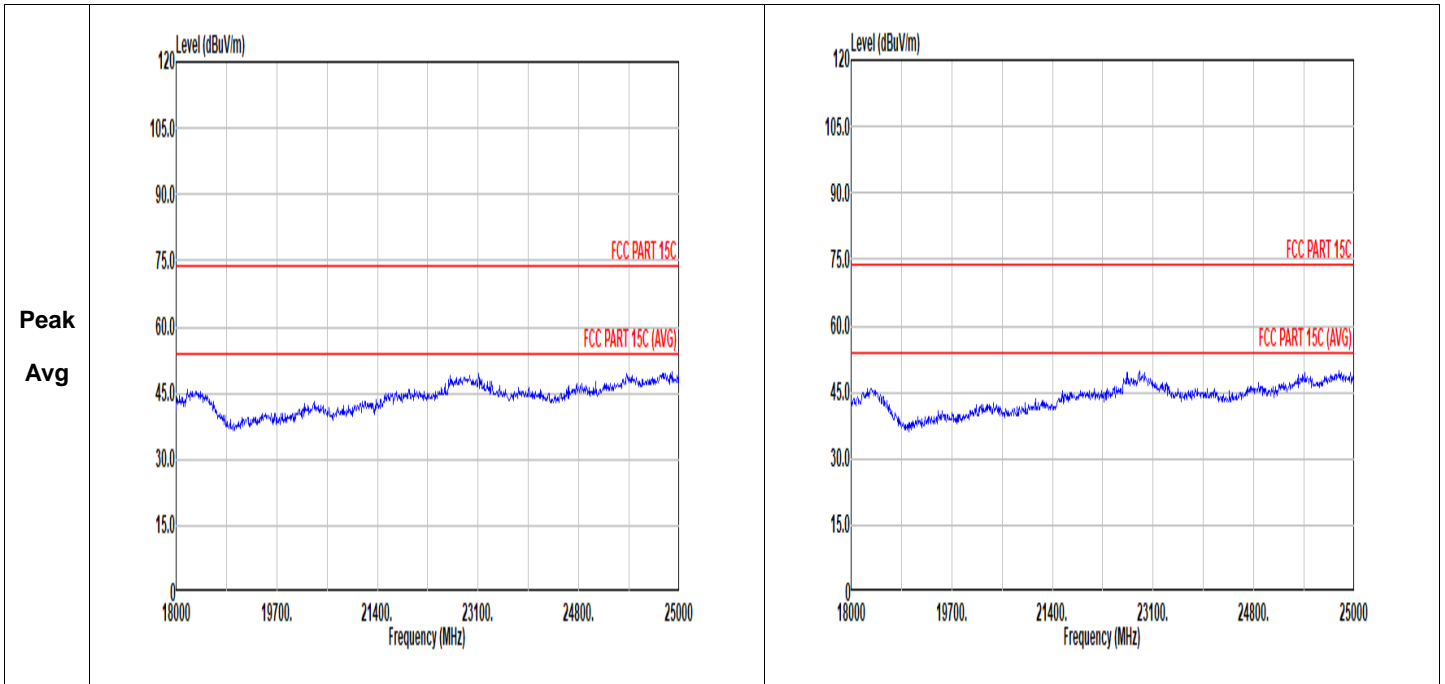
Mode	3																																																																																			
	Band Edge																																																																																			
	2400-2483.5_Zigbee_CH26_2480MHz																																																																																			
ANT	1																																																																																			
Pol.	Horizontal	Fundamental																																																																																		
Peak	 <p>Level (dBuV/m)</p> <p>Frequency (MHz)</p> <p>FCC PART 15C</p> <table border="1"> <thead> <tr> <th>Limit</th> <th>Read</th> <th>Ant</th> <th>Cable</th> <th>Preamp</th> <th>Aux</th> <th>APos</th> <th>TPos</th> <th>Remark</th> </tr> <tr> <th>Freq</th> <th>Level</th> <th>Line Margin</th> <th>Level Factor</th> <th>Loss Factor</th> <th>Factor</th> <th></th> <th></th> <th></th> </tr> <tr> <th>MHz</th> <th>dBuV/m</th> <th>dBuV/m</th> <th>dB</th> <th>dBuV</th> <th>dB/m</th> <th>dB</th> <th>dB</th> <th>cm</th> <th>deg</th> </tr> </thead> <tbody> <tr> <td>1</td> <td>2483.61</td> <td>60.58</td> <td>74.00</td> <td>-13.42</td> <td>51.78</td> <td>32.47</td> <td>7.29</td> <td>36.96</td> <td>6.00</td> <td>168</td> <td>195</td> <td>PEAK</td> </tr> </tbody> </table>	Limit	Read	Ant	Cable	Preamp	Aux	APos	TPos	Remark	Freq	Level	Line Margin	Level Factor	Loss Factor	Factor				MHz	dBuV/m	dBuV/m	dB	dBuV	dB/m	dB	dB	cm	deg	1	2483.61	60.58	74.00	-13.42	51.78	32.47	7.29	36.96	6.00	168	195	PEAK	 <p>Level (dBuV/m)</p> <p>Frequency (MHz)</p> <p>FCC PART 15C</p> <table border="1"> <thead> <tr> <th>Limit</th> <th>Read</th> <th>Ant</th> <th>Cable</th> <th>Preamp</th> <th>Aux</th> <th>APos</th> <th>TPos</th> <th>Remark</th> </tr> <tr> <th>Freq</th> <th>Level</th> <th>Line Margin</th> <th>Level Factor</th> <th>Loss Factor</th> <th>Factor</th> <th></th> <th></th> <th></th> </tr> <tr> <th>MHz</th> <th>dBuV/m</th> <th>dBuV/m</th> <th>dB</th> <th>dBuV</th> <th>dB/m</th> <th>dB</th> <th>dB</th> <th>cm</th> <th>deg</th> </tr> </thead> <tbody> <tr> <td>1</td> <td>2480.00</td> <td>103.29</td> <td>-----</td> <td>-----</td> <td>94.49</td> <td>32.48</td> <td>7.28</td> <td>36.96</td> <td>6.00</td> <td>168</td> <td>195</td> <td>PEAK</td> </tr> </tbody> </table>	Limit	Read	Ant	Cable	Preamp	Aux	APos	TPos	Remark	Freq	Level	Line Margin	Level Factor	Loss Factor	Factor				MHz	dBuV/m	dBuV/m	dB	dBuV	dB/m	dB	dB	cm	deg	1	2480.00	103.29	-----	-----	94.49	32.48	7.28	36.96	6.00	168	195	PEAK
	Limit	Read	Ant	Cable	Preamp	Aux	APos	TPos	Remark																																																																											
Freq	Level	Line Margin	Level Factor	Loss Factor	Factor																																																																															
MHz	dBuV/m	dBuV/m	dB	dBuV	dB/m	dB	dB	cm	deg																																																																											
1	2483.61	60.58	74.00	-13.42	51.78	32.47	7.29	36.96	6.00	168	195	PEAK																																																																								
Limit	Read	Ant	Cable	Preamp	Aux	APos	TPos	Remark																																																																												
Freq	Level	Line Margin	Level Factor	Loss Factor	Factor																																																																															
MHz	dBuV/m	dBuV/m	dB	dBuV	dB/m	dB	dB	cm	deg																																																																											
1	2480.00	103.29	-----	-----	94.49	32.48	7.28	36.96	6.00	168	195	PEAK																																																																								
Avg	 <p>Level (dBuV/m)</p> <p>Frequency (MHz)</p> <p>FCC PART 15C (AVG)</p> <table border="1"> <thead> <tr> <th>Limit</th> <th>Read</th> <th>Ant</th> <th>Cable</th> <th>Preamp</th> <th>Aux</th> <th>APos</th> <th>TPos</th> <th>Remark</th> </tr> <tr> <th>Freq</th> <th>Level</th> <th>Line Margin</th> <th>Level Factor</th> <th>Loss Factor</th> <th>Factor</th> <th></th> <th></th> <th></th> </tr> <tr> <th>MHz</th> <th>dBuV/m</th> <th>dBuV/m</th> <th>dB</th> <th>dBuV</th> <th>dB/m</th> <th>dB</th> <th>dB</th> <th>cm</th> <th>deg</th> </tr> </thead> <tbody> <tr> <td>1</td> <td>2483.52</td> <td>50.61</td> <td>54.00</td> <td>-3.39</td> <td>41.81</td> <td>32.47</td> <td>7.29</td> <td>36.96</td> <td>6.00</td> <td>168</td> <td>195</td> <td>AVERAGE</td> </tr> </tbody> </table>	Limit	Read	Ant	Cable	Preamp	Aux	APos	TPos	Remark	Freq	Level	Line Margin	Level Factor	Loss Factor	Factor				MHz	dBuV/m	dBuV/m	dB	dBuV	dB/m	dB	dB	cm	deg	1	2483.52	50.61	54.00	-3.39	41.81	32.47	7.29	36.96	6.00	168	195	AVERAGE	 <p>Level (dBuV/m)</p> <p>Frequency (MHz)</p> <p>FCC PART 15C (AVG)</p> <table border="1"> <thead> <tr> <th>Limit</th> <th>Read</th> <th>Ant</th> <th>Cable</th> <th>Preamp</th> <th>Aux</th> <th>APos</th> <th>TPos</th> <th>Remark</th> </tr> <tr> <th>Freq</th> <th>Level</th> <th>Line Margin</th> <th>Level Factor</th> <th>Loss Factor</th> <th>Factor</th> <th></th> <th></th> <th></th> </tr> <tr> <th>MHz</th> <th>dBuV/m</th> <th>dBuV/m</th> <th>dB</th> <th>dBuV</th> <th>dB/m</th> <th>dB</th> <th>dB</th> <th>cm</th> <th>deg</th> </tr> </thead> <tbody> <tr> <td>1</td> <td>2480.00</td> <td>99.86</td> <td>-----</td> <td>-----</td> <td>91.06</td> <td>32.48</td> <td>7.28</td> <td>36.96</td> <td>6.00</td> <td>168</td> <td>195</td> <td>AVERAGE</td> </tr> </tbody> </table>	Limit	Read	Ant	Cable	Preamp	Aux	APos	TPos	Remark	Freq	Level	Line Margin	Level Factor	Loss Factor	Factor				MHz	dBuV/m	dBuV/m	dB	dBuV	dB/m	dB	dB	cm	deg	1	2480.00	99.86	-----	-----	91.06	32.48	7.28	36.96	6.00	168	195	AVERAGE
Limit	Read	Ant	Cable	Preamp	Aux	APos	TPos	Remark																																																																												
Freq	Level	Line Margin	Level Factor	Loss Factor	Factor																																																																															
MHz	dBuV/m	dBuV/m	dB	dBuV	dB/m	dB	dB	cm	deg																																																																											
1	2483.52	50.61	54.00	-3.39	41.81	32.47	7.29	36.96	6.00	168	195	AVERAGE																																																																								
Limit	Read	Ant	Cable	Preamp	Aux	APos	TPos	Remark																																																																												
Freq	Level	Line Margin	Level Factor	Loss Factor	Factor																																																																															
MHz	dBuV/m	dBuV/m	dB	dBuV	dB/m	dB	dB	cm	deg																																																																											
1	2480.00	99.86	-----	-----	91.06	32.48	7.28	36.96	6.00	168	195	AVERAGE																																																																								



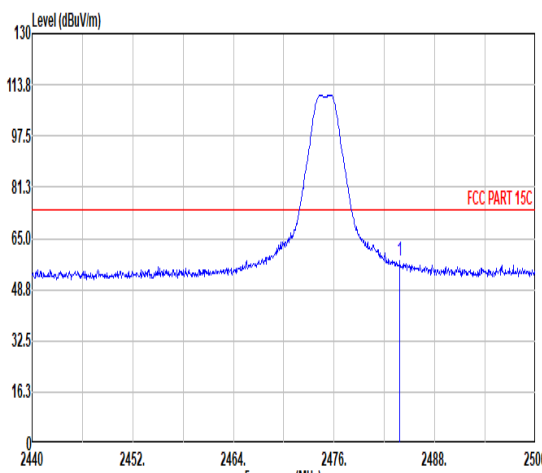
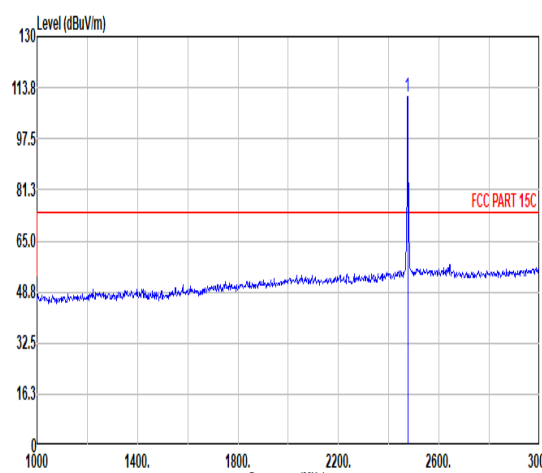
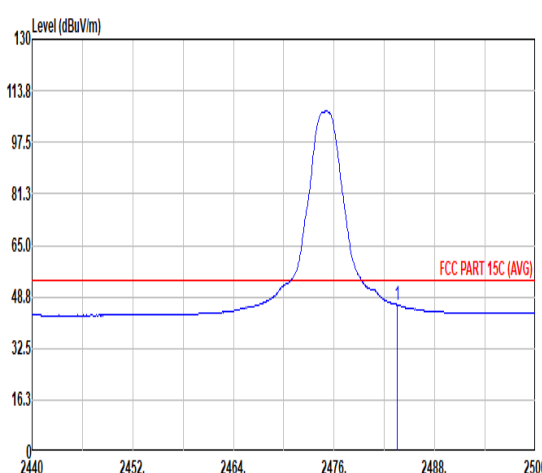
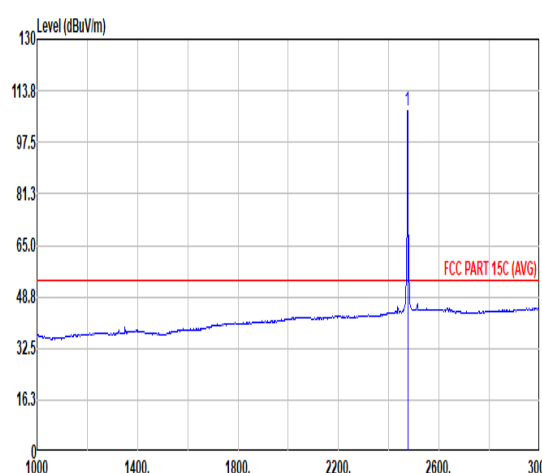
Mode	3																																																																													
	Band Edge																																																																													
	2400-2483.5_Zigbee_CH26_2480MHz																																																																													
ANT	1																																																																													
Pol.	Vertical	Fundamental																																																																												
Peak	<table border="1"> <thead> <tr> <th>Limit</th> <th>Read</th> <th>Ant</th> <th>Cable</th> <th>Preamp</th> <th>Aux</th> <th>APos</th> <th>TPos</th> <th>Remark</th> </tr> <tr> <th>Freq</th> <th>Level</th> <th>Line</th> <th>Margin</th> <th>Level</th> <th>Factor</th> <th>Loss</th> <th>Factor</th> <th>Factor</th> </tr> <tr> <th>MHz</th> <th>dBuV/m</th> <th>dBuV/m</th> <th>dB</th> <th>dBuV</th> <th>dB/m</th> <th>dB</th> <th>dB</th> <th>cm</th> <th>deg</th> </tr> </thead> <tbody> <tr> <td>1 2483.52</td> <td>57.13</td> <td>74.00</td> <td>-16.87</td> <td>48.33</td> <td>32.47</td> <td>7.29</td> <td>36.96</td> <td>6.00</td> <td>237 263 PEAK</td> </tr> </tbody> </table>	Limit	Read	Ant	Cable	Preamp	Aux	APos	TPos	Remark	Freq	Level	Line	Margin	Level	Factor	Loss	Factor	Factor	MHz	dBuV/m	dBuV/m	dB	dBuV	dB/m	dB	dB	cm	deg	1 2483.52	57.13	74.00	-16.87	48.33	32.47	7.29	36.96	6.00	237 263 PEAK	<table border="1"> <thead> <tr> <th>Limit</th> <th>Read</th> <th>Ant</th> <th>Cable</th> <th>Preamp</th> <th>Aux</th> <th>APos</th> <th>TPos</th> <th>Remark</th> </tr> <tr> <th>Freq</th> <th>Level</th> <th>Line</th> <th>Margin</th> <th>Level</th> <th>Factor</th> <th>Loss</th> <th>Factor</th> <th>Factor</th> </tr> <tr> <th>MHz</th> <th>dBuV/m</th> <th>dBuV/m</th> <th>dB</th> <th>dBuV</th> <th>dB/m</th> <th>dB</th> <th>dB</th> <th>cm</th> <th>deg</th> </tr> </thead> <tbody> <tr> <td>1 2480.00</td> <td>99.17</td> <td>-----</td> <td>-----</td> <td>90.37</td> <td>32.48</td> <td>7.28</td> <td>36.96</td> <td>6.00</td> <td>237 263 PEAK</td> </tr> </tbody> </table>	Limit	Read	Ant	Cable	Preamp	Aux	APos	TPos	Remark	Freq	Level	Line	Margin	Level	Factor	Loss	Factor	Factor	MHz	dBuV/m	dBuV/m	dB	dBuV	dB/m	dB	dB	cm	deg	1 2480.00	99.17	-----	-----	90.37	32.48	7.28	36.96	6.00	237 263 PEAK
	Limit	Read	Ant	Cable	Preamp	Aux	APos	TPos	Remark																																																																					
Freq	Level	Line	Margin	Level	Factor	Loss	Factor	Factor																																																																						
MHz	dBuV/m	dBuV/m	dB	dBuV	dB/m	dB	dB	cm	deg																																																																					
1 2483.52	57.13	74.00	-16.87	48.33	32.47	7.29	36.96	6.00	237 263 PEAK																																																																					
Limit	Read	Ant	Cable	Preamp	Aux	APos	TPos	Remark																																																																						
Freq	Level	Line	Margin	Level	Factor	Loss	Factor	Factor																																																																						
MHz	dBuV/m	dBuV/m	dB	dBuV	dB/m	dB	dB	cm	deg																																																																					
1 2480.00	99.17	-----	-----	90.37	32.48	7.28	36.96	6.00	237 263 PEAK																																																																					
Avg	<table border="1"> <thead> <tr> <th>Limit</th> <th>Read</th> <th>Ant</th> <th>Cable</th> <th>Preamp</th> <th>Aux</th> <th>APos</th> <th>TPos</th> <th>Remark</th> </tr> <tr> <th>Freq</th> <th>Level</th> <th>Line</th> <th>Margin</th> <th>Level</th> <th>Factor</th> <th>Loss</th> <th>Factor</th> <th>Factor</th> </tr> <tr> <th>MHz</th> <th>dBuV/m</th> <th>dBuV/m</th> <th>dB</th> <th>dBuV</th> <th>dB/m</th> <th>dB</th> <th>dB</th> <th>cm</th> <th>deg</th> </tr> </thead> <tbody> <tr> <td>1 2483.50</td> <td>46.25</td> <td>54.00</td> <td>-7.75</td> <td>37.45</td> <td>32.47</td> <td>7.29</td> <td>36.96</td> <td>6.00</td> <td>237 263 AVERAGE</td> </tr> </tbody> </table>	Limit	Read	Ant	Cable	Preamp	Aux	APos	TPos	Remark	Freq	Level	Line	Margin	Level	Factor	Loss	Factor	Factor	MHz	dBuV/m	dBuV/m	dB	dBuV	dB/m	dB	dB	cm	deg	1 2483.50	46.25	54.00	-7.75	37.45	32.47	7.29	36.96	6.00	237 263 AVERAGE	<table border="1"> <thead> <tr> <th>Limit</th> <th>Read</th> <th>Ant</th> <th>Cable</th> <th>Preamp</th> <th>Aux</th> <th>APos</th> <th>TPos</th> <th>Remark</th> </tr> <tr> <th>Freq</th> <th>Level</th> <th>Line</th> <th>Margin</th> <th>Level</th> <th>Factor</th> <th>Loss</th> <th>Factor</th> <th>Factor</th> </tr> <tr> <th>MHz</th> <th>dBuV/m</th> <th>dBuV/m</th> <th>dB</th> <th>dBuV</th> <th>dB/m</th> <th>dB</th> <th>dB</th> <th>cm</th> <th>deg</th> </tr> </thead> <tbody> <tr> <td>1 2480.00</td> <td>95.65</td> <td>-----</td> <td>-----</td> <td>86.85</td> <td>32.48</td> <td>7.28</td> <td>36.96</td> <td>6.00</td> <td>237 263 AVERAGE</td> </tr> </tbody> </table>	Limit	Read	Ant	Cable	Preamp	Aux	APos	TPos	Remark	Freq	Level	Line	Margin	Level	Factor	Loss	Factor	Factor	MHz	dBuV/m	dBuV/m	dB	dBuV	dB/m	dB	dB	cm	deg	1 2480.00	95.65	-----	-----	86.85	32.48	7.28	36.96	6.00	237 263 AVERAGE
Limit	Read	Ant	Cable	Preamp	Aux	APos	TPos	Remark																																																																						
Freq	Level	Line	Margin	Level	Factor	Loss	Factor	Factor																																																																						
MHz	dBuV/m	dBuV/m	dB	dBuV	dB/m	dB	dB	cm	deg																																																																					
1 2483.50	46.25	54.00	-7.75	37.45	32.47	7.29	36.96	6.00	237 263 AVERAGE																																																																					
Limit	Read	Ant	Cable	Preamp	Aux	APos	TPos	Remark																																																																						
Freq	Level	Line	Margin	Level	Factor	Loss	Factor	Factor																																																																						
MHz	dBuV/m	dBuV/m	dB	dBuV	dB/m	dB	dB	cm	deg																																																																					
1 2480.00	95.65	-----	-----	86.85	32.48	7.28	36.96	6.00	237 263 AVERAGE																																																																					



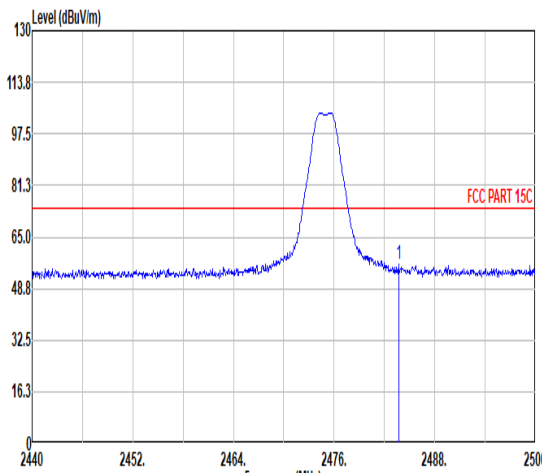
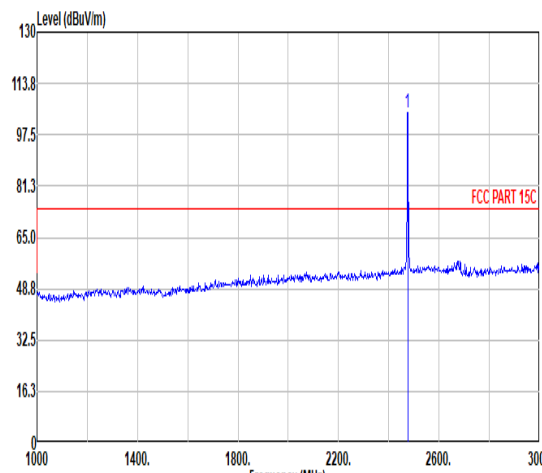
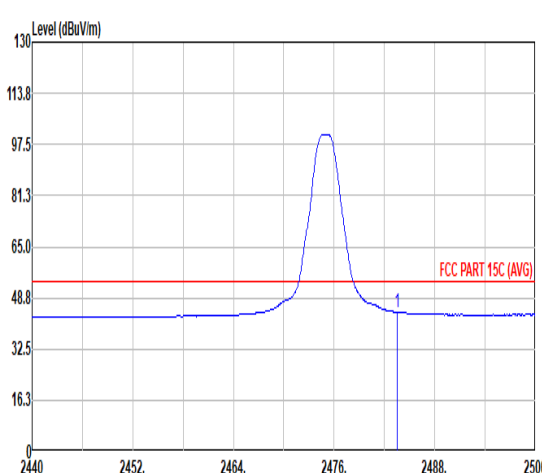
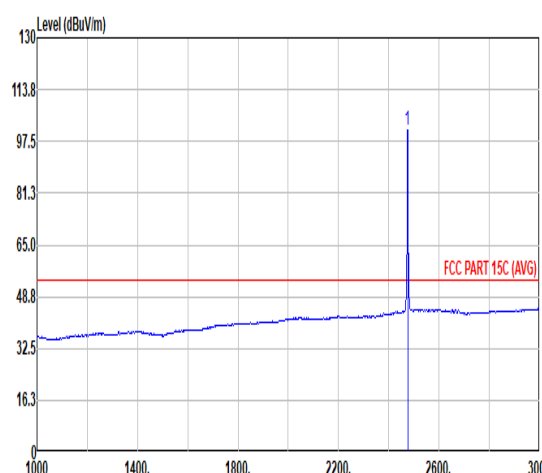
Mode	3																																																																																																																																																																																																																																																																																																																																																																													
	Harmonic																																																																																																																																																																																																																																																																																																																																																																													
	2400-2483.5_Zigbee_CH26_2480MHz																																																																																																																																																																																																																																																																																																																																																																													
ANT	1																																																																																																																																																																																																																																																																																																																																																																													
Pol.	Horizontal	Vertical																																																																																																																																																																																																																																																																																																																																																																												
Peak Avg	 <table border="1" data-bbox="247 985 758 1265"> <thead> <tr> <th>Peak</th> <th>Freq (MHz)</th> <th>Level (dBuV/m)</th> <th>Limit (dBuV/m)</th> <th>Line Margin (dB)</th> <th>Read Level (dBuV/m)</th> <th>Ant Loss Factor (dB)</th> <th>Cable Loss Factor (dB)</th> <th>Preamp Factor (dB)</th> <th>Aux Factor (dB)</th> <th>APos (cm)</th> <th>TPos (deg)</th> <th>Remark</th> </tr> </thead> <tbody> <tr><td>1</td><td>3060.00</td><td>42.25</td><td>81.29</td><td>-39.04</td><td>64.10</td><td>33.28</td><td>8.14</td><td>63.27</td><td>0.00</td><td>---</td><td>---</td><td>Peak</td></tr> <tr><td>2</td><td>3229.00</td><td>42.86</td><td>81.29</td><td>-38.43</td><td>64.89</td><td>32.83</td><td>8.36</td><td>63.22</td><td>0.00</td><td>---</td><td>---</td><td>Peak</td></tr> <tr><td>3</td><td>3570.00</td><td>44.53</td><td>81.29</td><td>-36.76</td><td>66.42</td><td>33.10</td><td>8.73</td><td>63.72</td><td>0.00</td><td>---</td><td>---</td><td>Peak</td></tr> <tr><td>4</td><td>3877.00</td><td>47.50</td><td>74.00</td><td>-26.50</td><td>68.42</td><td>33.55</td><td>9.28</td><td>63.75</td><td>0.00</td><td>280</td><td>359</td><td>Peak</td></tr> <tr><td>5</td><td>3877.00</td><td>36.42</td><td>54.00</td><td>-17.58</td><td>57.34</td><td>33.55</td><td>9.28</td><td>63.75</td><td>0.00</td><td>280</td><td>359</td><td>Average</td></tr> <tr><td>6</td><td>4177.00</td><td>45.41</td><td>74.00</td><td>-28.59</td><td>65.96</td><td>33.40</td><td>9.62</td><td>63.57</td><td>0.00</td><td>100</td><td>229</td><td>Peak</td></tr> <tr><td>7</td><td>4177.00</td><td>37.41</td><td>54.00</td><td>-16.59</td><td>57.96</td><td>33.40</td><td>9.62</td><td>63.57</td><td>0.00</td><td>100</td><td>229</td><td>Average</td></tr> <tr><td>8</td><td>4960.00</td><td>45.70</td><td>74.00</td><td>-28.30</td><td>64.26</td><td>34.42</td><td>10.50</td><td>63.48</td><td>0.00</td><td>150</td><td>340</td><td>Peak</td></tr> <tr><td>9</td><td>4960.00</td><td>38.60</td><td>54.00</td><td>-15.40</td><td>57.16</td><td>34.42</td><td>10.50</td><td>63.48</td><td>0.00</td><td>150</td><td>340</td><td>Average</td></tr> <tr><td>10</td><td>5314.00</td><td>45.32</td><td>81.29</td><td>-35.97</td><td>63.42</td><td>34.70</td><td>10.79</td><td>63.59</td><td>0.00</td><td>---</td><td>---</td><td>Peak</td></tr> <tr><td>11</td><td>6432.00</td><td>44.16</td><td>81.29</td><td>-37.13</td><td>60.38</td><td>35.60</td><td>11.92</td><td>63.74</td><td>0.00</td><td>---</td><td>---</td><td>Peak</td></tr> <tr><td>12</td><td>7440.00</td><td>40.66</td><td>74.00</td><td>-33.34</td><td>55.82</td><td>35.72</td><td>12.87</td><td>63.75</td><td>0.00</td><td>---</td><td>---</td><td>PEAK</td></tr> </tbody> </table>	Peak	Freq (MHz)	Level (dBuV/m)	Limit (dBuV/m)	Line Margin (dB)	Read Level (dBuV/m)	Ant Loss Factor (dB)	Cable Loss Factor (dB)	Preamp Factor (dB)	Aux Factor (dB)	APos (cm)	TPos (deg)	Remark	1	3060.00	42.25	81.29	-39.04	64.10	33.28	8.14	63.27	0.00	---	---	Peak	2	3229.00	42.86	81.29	-38.43	64.89	32.83	8.36	63.22	0.00	---	---	Peak	3	3570.00	44.53	81.29	-36.76	66.42	33.10	8.73	63.72	0.00	---	---	Peak	4	3877.00	47.50	74.00	-26.50	68.42	33.55	9.28	63.75	0.00	280	359	Peak	5	3877.00	36.42	54.00	-17.58	57.34	33.55	9.28	63.75	0.00	280	359	Average	6	4177.00	45.41	74.00	-28.59	65.96	33.40	9.62	63.57	0.00	100	229	Peak	7	4177.00	37.41	54.00	-16.59	57.96	33.40	9.62	63.57	0.00	100	229	Average	8	4960.00	45.70	74.00	-28.30	64.26	34.42	10.50	63.48	0.00	150	340	Peak	9	4960.00	38.60	54.00	-15.40	57.16	34.42	10.50	63.48	0.00	150	340	Average	10	5314.00	45.32	81.29	-35.97	63.42	34.70	10.79	63.59	0.00	---	---	Peak	11	6432.00	44.16	81.29	-37.13	60.38	35.60	11.92	63.74	0.00	---	---	Peak	12	7440.00	40.66	74.00	-33.34	55.82	35.72	12.87	63.75	0.00	---	---	PEAK	 <table border="1" data-bbox="917 985 1428 1265"> <thead> <tr> <th>Peak</th> <th>Freq (MHz)</th> <th>Level (dBuV/m)</th> <th>Limit (dBuV/m)</th> <th>Line Margin (dB)</th> <th>Read Level (dBuV/m)</th> <th>Ant Loss Factor (dB)</th> <th>Cable Loss Factor (dB)</th> <th>Preamp Factor (dB)</th> <th>Aux Factor (dB)</th> <th>APos (cm)</th> <th>TPos (deg)</th> <th>Remark</th> </tr> </thead> <tbody> <tr><td>1</td><td>3061.00</td><td>42.68</td><td>72.81</td><td>-30.13</td><td>64.53</td><td>33.28</td><td>8.14</td><td>63.27</td><td>0.00</td><td>---</td><td>---</td><td>Peak</td></tr> <tr><td>2</td><td>3528.00</td><td>47.19</td><td>72.81</td><td>-25.62</td><td>69.06</td><td>33.10</td><td>8.69</td><td>63.66</td><td>0.00</td><td>---</td><td>---</td><td>Peak</td></tr> <tr><td>3</td><td>3879.00</td><td>49.93</td><td>74.00</td><td>-24.07</td><td>70.84</td><td>33.56</td><td>9.28</td><td>63.75</td><td>0.00</td><td>142</td><td>115</td><td>Peak</td></tr> <tr><td>4</td><td>3879.00</td><td>36.18</td><td>54.00</td><td>-17.82</td><td>57.09</td><td>33.56</td><td>9.28</td><td>63.75</td><td>0.00</td><td>142</td><td>115</td><td>Average</td></tr> <tr><td>5</td><td>4143.00</td><td>46.43</td><td>74.00</td><td>-27.57</td><td>67.01</td><td>33.41</td><td>9.60</td><td>63.59</td><td>0.00</td><td>100</td><td>278</td><td>Peak</td></tr> <tr><td>6</td><td>4143.00</td><td>36.77</td><td>54.00</td><td>-17.23</td><td>57.35</td><td>33.41</td><td>9.60</td><td>63.59</td><td>0.00</td><td>100</td><td>278</td><td>Average</td></tr> <tr><td>7</td><td>4728.00</td><td>43.16</td><td>74.00</td><td>-30.84</td><td>62.09</td><td>34.36</td><td>10.20</td><td>63.49</td><td>0.00</td><td>---</td><td>---</td><td>Peak</td></tr> <tr><td>8</td><td>4960.00</td><td>44.35</td><td>74.00</td><td>-29.65</td><td>62.91</td><td>34.42</td><td>10.50</td><td>63.48</td><td>0.00</td><td>---</td><td>---</td><td>PEAK</td></tr> <tr><td>9</td><td>5247.00</td><td>47.90</td><td>72.81</td><td>-24.91</td><td>66.17</td><td>34.00</td><td>10.70</td><td>63.57</td><td>0.00</td><td>---</td><td>---</td><td>Peak</td></tr> <tr><td>10</td><td>5571.00</td><td>43.96</td><td>72.81</td><td>-28.85</td><td>61.90</td><td>34.00</td><td>11.15</td><td>63.69</td><td>0.00</td><td>---</td><td>---</td><td>Peak</td></tr> <tr><td>11</td><td>5991.00</td><td>45.98</td><td>72.81</td><td>-26.83</td><td>62.91</td><td>35.42</td><td>11.51</td><td>63.86</td><td>0.00</td><td>---</td><td>---</td><td>Peak</td></tr> <tr><td>12</td><td>6316.00</td><td>44.29</td><td>72.81</td><td>-28.52</td><td>60.35</td><td>35.60</td><td>12.06</td><td>63.72</td><td>0.00</td><td>---</td><td>---</td><td>Peak</td></tr> <tr><td>13</td><td>7440.00</td><td>46.32</td><td>74.00</td><td>-27.68</td><td>61.48</td><td>35.72</td><td>12.87</td><td>63.75</td><td>0.00</td><td>151</td><td>203</td><td>Peak</td></tr> <tr><td>14</td><td>7440.00</td><td>39.44</td><td>54.00</td><td>-14.56</td><td>54.60</td><td>35.72</td><td>12.87</td><td>63.75</td><td>0.00</td><td>151</td><td>203</td><td>Average</td></tr> </tbody> </table>	Peak	Freq (MHz)	Level (dBuV/m)	Limit (dBuV/m)	Line Margin (dB)	Read Level (dBuV/m)	Ant Loss Factor (dB)	Cable Loss Factor (dB)	Preamp Factor (dB)	Aux Factor (dB)	APos (cm)	TPos (deg)	Remark	1	3061.00	42.68	72.81	-30.13	64.53	33.28	8.14	63.27	0.00	---	---	Peak	2	3528.00	47.19	72.81	-25.62	69.06	33.10	8.69	63.66	0.00	---	---	Peak	3	3879.00	49.93	74.00	-24.07	70.84	33.56	9.28	63.75	0.00	142	115	Peak	4	3879.00	36.18	54.00	-17.82	57.09	33.56	9.28	63.75	0.00	142	115	Average	5	4143.00	46.43	74.00	-27.57	67.01	33.41	9.60	63.59	0.00	100	278	Peak	6	4143.00	36.77	54.00	-17.23	57.35	33.41	9.60	63.59	0.00	100	278	Average	7	4728.00	43.16	74.00	-30.84	62.09	34.36	10.20	63.49	0.00	---	---	Peak	8	4960.00	44.35	74.00	-29.65	62.91	34.42	10.50	63.48	0.00	---	---	PEAK	9	5247.00	47.90	72.81	-24.91	66.17	34.00	10.70	63.57	0.00	---	---	Peak	10	5571.00	43.96	72.81	-28.85	61.90	34.00	11.15	63.69	0.00	---	---	Peak	11	5991.00	45.98	72.81	-26.83	62.91	35.42	11.51	63.86	0.00	---	---	Peak	12	6316.00	44.29	72.81	-28.52	60.35	35.60	12.06	63.72	0.00	---	---	Peak	13	7440.00	46.32	74.00	-27.68	61.48	35.72	12.87	63.75	0.00	151	203	Peak	14	7440.00	39.44	54.00	-14.56	54.60	35.72	12.87	63.75	0.00	151	203	Average
Peak	Freq (MHz)	Level (dBuV/m)	Limit (dBuV/m)	Line Margin (dB)	Read Level (dBuV/m)	Ant Loss Factor (dB)	Cable Loss Factor (dB)	Preamp Factor (dB)	Aux Factor (dB)	APos (cm)	TPos (deg)	Remark																																																																																																																																																																																																																																																																																																																																																																		
1	3060.00	42.25	81.29	-39.04	64.10	33.28	8.14	63.27	0.00	---	---	Peak																																																																																																																																																																																																																																																																																																																																																																		
2	3229.00	42.86	81.29	-38.43	64.89	32.83	8.36	63.22	0.00	---	---	Peak																																																																																																																																																																																																																																																																																																																																																																		
3	3570.00	44.53	81.29	-36.76	66.42	33.10	8.73	63.72	0.00	---	---	Peak																																																																																																																																																																																																																																																																																																																																																																		
4	3877.00	47.50	74.00	-26.50	68.42	33.55	9.28	63.75	0.00	280	359	Peak																																																																																																																																																																																																																																																																																																																																																																		
5	3877.00	36.42	54.00	-17.58	57.34	33.55	9.28	63.75	0.00	280	359	Average																																																																																																																																																																																																																																																																																																																																																																		
6	4177.00	45.41	74.00	-28.59	65.96	33.40	9.62	63.57	0.00	100	229	Peak																																																																																																																																																																																																																																																																																																																																																																		
7	4177.00	37.41	54.00	-16.59	57.96	33.40	9.62	63.57	0.00	100	229	Average																																																																																																																																																																																																																																																																																																																																																																		
8	4960.00	45.70	74.00	-28.30	64.26	34.42	10.50	63.48	0.00	150	340	Peak																																																																																																																																																																																																																																																																																																																																																																		
9	4960.00	38.60	54.00	-15.40	57.16	34.42	10.50	63.48	0.00	150	340	Average																																																																																																																																																																																																																																																																																																																																																																		
10	5314.00	45.32	81.29	-35.97	63.42	34.70	10.79	63.59	0.00	---	---	Peak																																																																																																																																																																																																																																																																																																																																																																		
11	6432.00	44.16	81.29	-37.13	60.38	35.60	11.92	63.74	0.00	---	---	Peak																																																																																																																																																																																																																																																																																																																																																																		
12	7440.00	40.66	74.00	-33.34	55.82	35.72	12.87	63.75	0.00	---	---	PEAK																																																																																																																																																																																																																																																																																																																																																																		
Peak	Freq (MHz)	Level (dBuV/m)	Limit (dBuV/m)	Line Margin (dB)	Read Level (dBuV/m)	Ant Loss Factor (dB)	Cable Loss Factor (dB)	Preamp Factor (dB)	Aux Factor (dB)	APos (cm)	TPos (deg)	Remark																																																																																																																																																																																																																																																																																																																																																																		
1	3061.00	42.68	72.81	-30.13	64.53	33.28	8.14	63.27	0.00	---	---	Peak																																																																																																																																																																																																																																																																																																																																																																		
2	3528.00	47.19	72.81	-25.62	69.06	33.10	8.69	63.66	0.00	---	---	Peak																																																																																																																																																																																																																																																																																																																																																																		
3	3879.00	49.93	74.00	-24.07	70.84	33.56	9.28	63.75	0.00	142	115	Peak																																																																																																																																																																																																																																																																																																																																																																		
4	3879.00	36.18	54.00	-17.82	57.09	33.56	9.28	63.75	0.00	142	115	Average																																																																																																																																																																																																																																																																																																																																																																		
5	4143.00	46.43	74.00	-27.57	67.01	33.41	9.60	63.59	0.00	100	278	Peak																																																																																																																																																																																																																																																																																																																																																																		
6	4143.00	36.77	54.00	-17.23	57.35	33.41	9.60	63.59	0.00	100	278	Average																																																																																																																																																																																																																																																																																																																																																																		
7	4728.00	43.16	74.00	-30.84	62.09	34.36	10.20	63.49	0.00	---	---	Peak																																																																																																																																																																																																																																																																																																																																																																		
8	4960.00	44.35	74.00	-29.65	62.91	34.42	10.50	63.48	0.00	---	---	PEAK																																																																																																																																																																																																																																																																																																																																																																		
9	5247.00	47.90	72.81	-24.91	66.17	34.00	10.70	63.57	0.00	---	---	Peak																																																																																																																																																																																																																																																																																																																																																																		
10	5571.00	43.96	72.81	-28.85	61.90	34.00	11.15	63.69	0.00	---	---	Peak																																																																																																																																																																																																																																																																																																																																																																		
11	5991.00	45.98	72.81	-26.83	62.91	35.42	11.51	63.86	0.00	---	---	Peak																																																																																																																																																																																																																																																																																																																																																																		
12	6316.00	44.29	72.81	-28.52	60.35	35.60	12.06	63.72	0.00	---	---	Peak																																																																																																																																																																																																																																																																																																																																																																		
13	7440.00	46.32	74.00	-27.68	61.48	35.72	12.87	63.75	0.00	151	203	Peak																																																																																																																																																																																																																																																																																																																																																																		
14	7440.00	39.44	54.00	-14.56	54.60	35.72	12.87	63.75	0.00	151	203	Average																																																																																																																																																																																																																																																																																																																																																																		
100K Ref. Level	 <table border="1" data-bbox="279 1579 726 1635"> <thead> <tr> <th>Peak</th> <th>Freq (MHz)</th> <th>Level (dBuV/m)</th> <th>Limit (dBuV/m)</th> <th>Line Margin (dB)</th> <th>Read Level (dBuV/m)</th> <th>Ant Loss Factor (dB)</th> <th>Cable Loss Factor (dB)</th> <th>Preamp Factor (dB)</th> <th>Aux Factor (dB)</th> <th>APos (cm)</th> <th>TPos (deg)</th> <th>Remark</th> </tr> </thead> <tbody> <tr><td>1</td><td>2480.00</td><td>101.29</td><td>74.00</td><td>27.29</td><td>80.45</td><td>32.74</td><td>6.73</td><td>32.63</td><td>6.00</td><td>300</td><td>132</td><td>PEAK</td></tr> </tbody> </table>	Peak	Freq (MHz)	Level (dBuV/m)	Limit (dBuV/m)	Line Margin (dB)	Read Level (dBuV/m)	Ant Loss Factor (dB)	Cable Loss Factor (dB)	Preamp Factor (dB)	Aux Factor (dB)	APos (cm)	TPos (deg)	Remark	1	2480.00	101.29	74.00	27.29	80.45	32.74	6.73	32.63	6.00	300	132	PEAK	 <table border="1" data-bbox="949 1579 1396 1635"> <thead> <tr> <th>Peak</th> <th>Freq (MHz)</th> <th>Level (dBuV/m)</th> <th>Limit (dBuV/m)</th> <th>Line Margin (dB)</th> <th>Read Level (dBuV/m)</th> <th>Ant Loss Factor (dB)</th> <th>Cable Loss Factor (dB)</th> <th>Preamp Factor (dB)</th> <th>Aux Factor (dB)</th> <th>APos (cm)</th> <th>TPos (deg)</th> <th>Remark</th> </tr> </thead> <tbody> <tr><td>1</td><td>2480.00</td><td>92.81</td><td>74.00</td><td>18.81</td><td>79.97</td><td>32.74</td><td>6.73</td><td>32.63</td><td>6.00</td><td>300</td><td>132</td><td>PEAK</td></tr> </tbody> </table>	Peak	Freq (MHz)	Level (dBuV/m)	Limit (dBuV/m)	Line Margin (dB)	Read Level (dBuV/m)	Ant Loss Factor (dB)	Cable Loss Factor (dB)	Preamp Factor (dB)	Aux Factor (dB)	APos (cm)	TPos (deg)	Remark	1	2480.00	92.81	74.00	18.81	79.97	32.74	6.73	32.63	6.00	300	132	PEAK																																																																																																																																																																																																																																																																																																																								
Peak	Freq (MHz)	Level (dBuV/m)	Limit (dBuV/m)	Line Margin (dB)	Read Level (dBuV/m)	Ant Loss Factor (dB)	Cable Loss Factor (dB)	Preamp Factor (dB)	Aux Factor (dB)	APos (cm)	TPos (deg)	Remark																																																																																																																																																																																																																																																																																																																																																																		
1	2480.00	101.29	74.00	27.29	80.45	32.74	6.73	32.63	6.00	300	132	PEAK																																																																																																																																																																																																																																																																																																																																																																		
Peak	Freq (MHz)	Level (dBuV/m)	Limit (dBuV/m)	Line Margin (dB)	Read Level (dBuV/m)	Ant Loss Factor (dB)	Cable Loss Factor (dB)	Preamp Factor (dB)	Aux Factor (dB)	APos (cm)	TPos (deg)	Remark																																																																																																																																																																																																																																																																																																																																																																		
1	2480.00	92.81	74.00	18.81	79.97	32.74	6.73	32.63	6.00	300	132	PEAK																																																																																																																																																																																																																																																																																																																																																																		



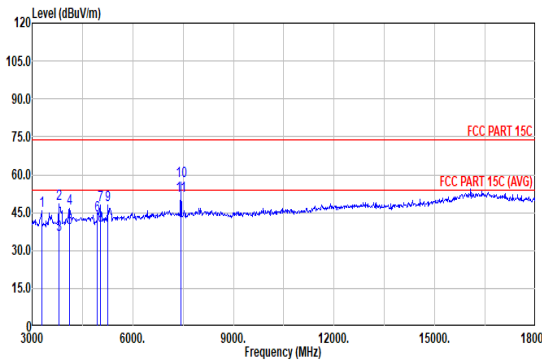
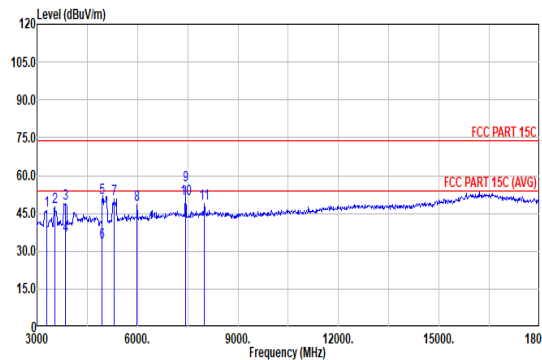
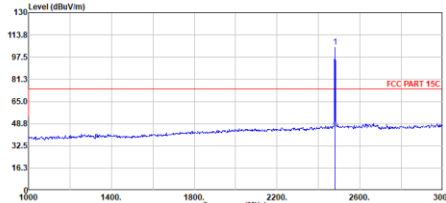
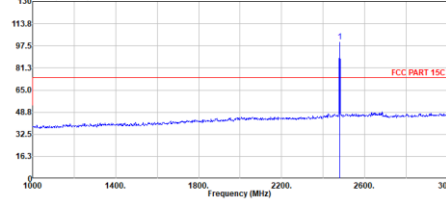


Mode	4																																																																																	
	Band Edge																																																																																	
	2400-2483.5_Zigbee_CH25_2475MHz																																																																																	
ANT	1																																																																																	
Pol.	Horizontal	Fundamental																																																																																
Peak	 <table border="1" data-bbox="223 1120 766 1254"> <thead> <tr> <th>Limit</th> <th>Read</th> <th>Ant</th> <th>Cable</th> <th>Preamp</th> <th>Aux</th> <th>APos</th> <th>TPos</th> <th>Remark</th> </tr> <tr> <th>Freq</th> <th>Level</th> <th>Line Margin</th> <th>Level Factor</th> <th>Loss Factor</th> <th>Factor</th> <th>Factor</th> <th>Factor</th> <th></th> </tr> <tr> <th>MHz</th> <th>dBuV/m</th> <th>dBuV/m</th> <th>dB</th> <th>dBuV</th> <th>dB/m</th> <th>dB</th> <th>dB</th> <th>dB</th> </tr> </thead> <tbody> <tr> <td>1</td> <td>2483.86</td> <td>58.04</td> <td>74.00</td> <td>-15.96</td> <td>45.16</td> <td>32.77</td> <td>6.73</td> <td>32.62</td> <td>6.00</td> <td>100</td> <td>193</td> <td>PEAK</td> </tr> </tbody> </table>	Limit	Read	Ant	Cable	Preamp	Aux	APos	TPos	Remark	Freq	Level	Line Margin	Level Factor	Loss Factor	Factor	Factor	Factor		MHz	dBuV/m	dBuV/m	dB	dBuV	dB/m	dB	dB	dB	1	2483.86	58.04	74.00	-15.96	45.16	32.77	6.73	32.62	6.00	100	193	PEAK	 <table border="1" data-bbox="893 1120 1436 1254"> <thead> <tr> <th>Limit</th> <th>Read</th> <th>Ant</th> <th>Cable</th> <th>Preamp</th> <th>Aux</th> <th>APos</th> <th>TPos</th> <th>Remark</th> </tr> <tr> <th>Freq</th> <th>Level</th> <th>Line Margin</th> <th>Level Factor</th> <th>Loss Factor</th> <th>Factor</th> <th>Factor</th> <th>Factor</th> <th></th> </tr> <tr> <th>MHz</th> <th>dBuV/m</th> <th>dBuV/m</th> <th>dB</th> <th>dBuV</th> <th>dB/m</th> <th>dB</th> <th>dB</th> <th>dB</th> </tr> </thead> <tbody> <tr> <td>1</td> <td>2475.00</td> <td>110.83</td> <td>-----</td> <td>-----</td> <td>98.05</td> <td>32.71</td> <td>6.72</td> <td>32.65</td> <td>6.00</td> <td>100</td> <td>193</td> <td>PEAK</td> </tr> </tbody> </table>	Limit	Read	Ant	Cable	Preamp	Aux	APos	TPos	Remark	Freq	Level	Line Margin	Level Factor	Loss Factor	Factor	Factor	Factor		MHz	dBuV/m	dBuV/m	dB	dBuV	dB/m	dB	dB	dB	1	2475.00	110.83	-----	-----	98.05	32.71	6.72	32.65	6.00	100	193	PEAK
	Limit	Read	Ant	Cable	Preamp	Aux	APos	TPos	Remark																																																																									
Freq	Level	Line Margin	Level Factor	Loss Factor	Factor	Factor	Factor																																																																											
MHz	dBuV/m	dBuV/m	dB	dBuV	dB/m	dB	dB	dB																																																																										
1	2483.86	58.04	74.00	-15.96	45.16	32.77	6.73	32.62	6.00	100	193	PEAK																																																																						
Limit	Read	Ant	Cable	Preamp	Aux	APos	TPos	Remark																																																																										
Freq	Level	Line Margin	Level Factor	Loss Factor	Factor	Factor	Factor																																																																											
MHz	dBuV/m	dBuV/m	dB	dBuV	dB/m	dB	dB	dB																																																																										
1	2475.00	110.83	-----	-----	98.05	32.71	6.72	32.65	6.00	100	193	PEAK																																																																						
Avg	 <table border="1" data-bbox="223 1792 766 1926"> <thead> <tr> <th>Limit</th> <th>Read</th> <th>Ant</th> <th>Cable</th> <th>Preamp</th> <th>Aux</th> <th>APos</th> <th>TPos</th> <th>Remark</th> </tr> <tr> <th>Freq</th> <th>Level</th> <th>Line Margin</th> <th>Level Factor</th> <th>Loss Factor</th> <th>Factor</th> <th>Factor</th> <th>Factor</th> <th></th> </tr> <tr> <th>MHz</th> <th>dBuV/m</th> <th>dBuV/m</th> <th>dB</th> <th>dBuV</th> <th>dB/m</th> <th>dB</th> <th>dB</th> <th>dB</th> </tr> </thead> <tbody> <tr> <td>1</td> <td>2483.50</td> <td>46.30</td> <td>54.00</td> <td>-7.70</td> <td>33.43</td> <td>32.77</td> <td>6.73</td> <td>32.63</td> <td>6.00</td> <td>100</td> <td>193</td> <td>AVERAGE</td> </tr> </tbody> </table>	Limit	Read	Ant	Cable	Preamp	Aux	APos	TPos	Remark	Freq	Level	Line Margin	Level Factor	Loss Factor	Factor	Factor	Factor		MHz	dBuV/m	dBuV/m	dB	dBuV	dB/m	dB	dB	dB	1	2483.50	46.30	54.00	-7.70	33.43	32.77	6.73	32.63	6.00	100	193	AVERAGE	 <table border="1" data-bbox="893 1792 1436 1926"> <thead> <tr> <th>Limit</th> <th>Read</th> <th>Ant</th> <th>Cable</th> <th>Preamp</th> <th>Aux</th> <th>APos</th> <th>TPos</th> <th>Remark</th> </tr> <tr> <th>Freq</th> <th>Level</th> <th>Line Margin</th> <th>Level Factor</th> <th>Loss Factor</th> <th>Factor</th> <th>Factor</th> <th>Factor</th> <th></th> </tr> <tr> <th>MHz</th> <th>dBuV/m</th> <th>dBuV/m</th> <th>dB</th> <th>dBuV</th> <th>dB/m</th> <th>dB</th> <th>dB</th> <th>dB</th> </tr> </thead> <tbody> <tr> <td>1</td> <td>2475.00</td> <td>107.43</td> <td>-----</td> <td>-----</td> <td>94.65</td> <td>32.71</td> <td>6.72</td> <td>32.65</td> <td>6.00</td> <td>100</td> <td>193</td> <td>AVERAGE</td> </tr> </tbody> </table>	Limit	Read	Ant	Cable	Preamp	Aux	APos	TPos	Remark	Freq	Level	Line Margin	Level Factor	Loss Factor	Factor	Factor	Factor		MHz	dBuV/m	dBuV/m	dB	dBuV	dB/m	dB	dB	dB	1	2475.00	107.43	-----	-----	94.65	32.71	6.72	32.65	6.00	100	193	AVERAGE
Limit	Read	Ant	Cable	Preamp	Aux	APos	TPos	Remark																																																																										
Freq	Level	Line Margin	Level Factor	Loss Factor	Factor	Factor	Factor																																																																											
MHz	dBuV/m	dBuV/m	dB	dBuV	dB/m	dB	dB	dB																																																																										
1	2483.50	46.30	54.00	-7.70	33.43	32.77	6.73	32.63	6.00	100	193	AVERAGE																																																																						
Limit	Read	Ant	Cable	Preamp	Aux	APos	TPos	Remark																																																																										
Freq	Level	Line Margin	Level Factor	Loss Factor	Factor	Factor	Factor																																																																											
MHz	dBuV/m	dBuV/m	dB	dBuV	dB/m	dB	dB	dB																																																																										
1	2475.00	107.43	-----	-----	94.65	32.71	6.72	32.65	6.00	100	193	AVERAGE																																																																						



Mode	4																																																																																	
	Band Edge																																																																																	
	2400-2483.5_Zigbee_CH25_2475MHz																																																																																	
ANT	1																																																																																	
Pol.	Vertical	Fundamental																																																																																
Peak	 <table border="1" data-bbox="223 1120 766 1254"> <thead> <tr> <th>Limit</th> <th>Read</th> <th>Ant</th> <th>Cable</th> <th>Preamp</th> <th>Aux</th> <th>APos</th> <th>TPos</th> <th>Remark</th> </tr> <tr> <th>Freq</th> <th>Level</th> <th>Line Margin</th> <th>Level Factor</th> <th>Loss Factor</th> <th>Factor</th> <th></th> <th></th> <th></th> </tr> <tr> <th>MHz</th> <th>dBuV/m</th> <th>dBuV/m</th> <th>dB</th> <th>dBuV</th> <th>dB/m</th> <th>dB</th> <th>dB</th> <th>dB</th> </tr> </thead> <tbody> <tr> <td>1</td> <td>2483.68</td> <td>56.28</td> <td>74.00</td> <td>-17.72</td> <td>43.41</td> <td>32.77</td> <td>6.73</td> <td>32.63</td> <td>6.00</td> <td>289</td> <td>313</td> <td>PEAK</td> </tr> </tbody> </table>	Limit	Read	Ant	Cable	Preamp	Aux	APos	TPos	Remark	Freq	Level	Line Margin	Level Factor	Loss Factor	Factor				MHz	dBuV/m	dBuV/m	dB	dBuV	dB/m	dB	dB	dB	1	2483.68	56.28	74.00	-17.72	43.41	32.77	6.73	32.63	6.00	289	313	PEAK	 <table border="1" data-bbox="893 1120 1436 1254"> <thead> <tr> <th>Limit</th> <th>Read</th> <th>Ant</th> <th>Cable</th> <th>Preamp</th> <th>Aux</th> <th>APos</th> <th>TPos</th> <th>Remark</th> </tr> <tr> <th>Freq</th> <th>Level</th> <th>Line Margin</th> <th>Level Factor</th> <th>Loss Factor</th> <th>Factor</th> <th></th> <th></th> <th></th> </tr> <tr> <th>MHz</th> <th>dBuV/m</th> <th>dBuV/m</th> <th>dB</th> <th>dBuV</th> <th>dB/m</th> <th>dB</th> <th>dB</th> <th>dB</th> </tr> </thead> <tbody> <tr> <td>1</td> <td>2475.00</td> <td>104.40</td> <td>-----</td> <td>-----</td> <td>91.62</td> <td>32.71</td> <td>6.72</td> <td>32.65</td> <td>6.00</td> <td>289</td> <td>313</td> <td>PEAK</td> </tr> </tbody> </table>	Limit	Read	Ant	Cable	Preamp	Aux	APos	TPos	Remark	Freq	Level	Line Margin	Level Factor	Loss Factor	Factor				MHz	dBuV/m	dBuV/m	dB	dBuV	dB/m	dB	dB	dB	1	2475.00	104.40	-----	-----	91.62	32.71	6.72	32.65	6.00	289	313	PEAK
	Limit	Read	Ant	Cable	Preamp	Aux	APos	TPos	Remark																																																																									
Freq	Level	Line Margin	Level Factor	Loss Factor	Factor																																																																													
MHz	dBuV/m	dBuV/m	dB	dBuV	dB/m	dB	dB	dB																																																																										
1	2483.68	56.28	74.00	-17.72	43.41	32.77	6.73	32.63	6.00	289	313	PEAK																																																																						
Limit	Read	Ant	Cable	Preamp	Aux	APos	TPos	Remark																																																																										
Freq	Level	Line Margin	Level Factor	Loss Factor	Factor																																																																													
MHz	dBuV/m	dBuV/m	dB	dBuV	dB/m	dB	dB	dB																																																																										
1	2475.00	104.40	-----	-----	91.62	32.71	6.72	32.65	6.00	289	313	PEAK																																																																						
Avg	 <table border="1" data-bbox="223 1792 766 1926"> <thead> <tr> <th>Limit</th> <th>Read</th> <th>Ant</th> <th>Cable</th> <th>Preamp</th> <th>Aux</th> <th>APos</th> <th>TPos</th> <th>Remark</th> </tr> <tr> <th>Freq</th> <th>Level</th> <th>Line Margin</th> <th>Level Factor</th> <th>Loss Factor</th> <th>Factor</th> <th></th> <th></th> <th></th> </tr> <tr> <th>MHz</th> <th>dBuV/m</th> <th>dBuV/m</th> <th>dB</th> <th>dBuV</th> <th>dB/m</th> <th>dB</th> <th>dB</th> <th>dB</th> </tr> </thead> <tbody> <tr> <td>1</td> <td>2483.50</td> <td>44.33</td> <td>54.00</td> <td>-9.67</td> <td>31.46</td> <td>32.77</td> <td>6.73</td> <td>32.63</td> <td>6.00</td> <td>289</td> <td>313</td> <td>AVERAGE</td> </tr> </tbody> </table>	Limit	Read	Ant	Cable	Preamp	Aux	APos	TPos	Remark	Freq	Level	Line Margin	Level Factor	Loss Factor	Factor				MHz	dBuV/m	dBuV/m	dB	dBuV	dB/m	dB	dB	dB	1	2483.50	44.33	54.00	-9.67	31.46	32.77	6.73	32.63	6.00	289	313	AVERAGE	 <table border="1" data-bbox="893 1792 1436 1926"> <thead> <tr> <th>Limit</th> <th>Read</th> <th>Ant</th> <th>Cable</th> <th>Preamp</th> <th>Aux</th> <th>APos</th> <th>TPos</th> <th>Remark</th> </tr> <tr> <th>Freq</th> <th>Level</th> <th>Line Margin</th> <th>Level Factor</th> <th>Loss Factor</th> <th>Factor</th> <th></th> <th></th> <th></th> </tr> <tr> <th>MHz</th> <th>dBuV/m</th> <th>dBuV/m</th> <th>dB</th> <th>dBuV</th> <th>dB/m</th> <th>dB</th> <th>dB</th> <th>dB</th> </tr> </thead> <tbody> <tr> <td>1</td> <td>2475.00</td> <td>101.00</td> <td>-----</td> <td>-----</td> <td>88.22</td> <td>32.71</td> <td>6.72</td> <td>32.65</td> <td>6.00</td> <td>289</td> <td>313</td> <td>AVERAGE</td> </tr> </tbody> </table>	Limit	Read	Ant	Cable	Preamp	Aux	APos	TPos	Remark	Freq	Level	Line Margin	Level Factor	Loss Factor	Factor				MHz	dBuV/m	dBuV/m	dB	dBuV	dB/m	dB	dB	dB	1	2475.00	101.00	-----	-----	88.22	32.71	6.72	32.65	6.00	289	313	AVERAGE
	Limit	Read	Ant	Cable	Preamp	Aux	APos	TPos	Remark																																																																									
Freq	Level	Line Margin	Level Factor	Loss Factor	Factor																																																																													
MHz	dBuV/m	dBuV/m	dB	dBuV	dB/m	dB	dB	dB																																																																										
1	2483.50	44.33	54.00	-9.67	31.46	32.77	6.73	32.63	6.00	289	313	AVERAGE																																																																						
Limit	Read	Ant	Cable	Preamp	Aux	APos	TPos	Remark																																																																										
Freq	Level	Line Margin	Level Factor	Loss Factor	Factor																																																																													
MHz	dBuV/m	dBuV/m	dB	dBuV	dB/m	dB	dB	dB																																																																										
1	2475.00	101.00	-----	-----	88.22	32.71	6.72	32.65	6.00	289	313	AVERAGE																																																																						



Mode	4																																																																																																																																																																																																																																																																																																																																																					
	Harmonic																																																																																																																																																																																																																																																																																																																																																					
	2400-2483.5_Zigbee_CH25_2475MHz																																																																																																																																																																																																																																																																																																																																																					
ANT	1																																																																																																																																																																																																																																																																																																																																																					
Pol.	Horizontal	Vertical																																																																																																																																																																																																																																																																																																																																																				
Peak Avg	 <table border="1"> <thead> <tr> <th>Limit</th> <th>Read</th> <th>Ant</th> <th>Cable</th> <th>Preamp</th> <th>Aux</th> <th>APos</th> <th>TPos</th> <th>Remark</th> </tr> <tr> <th>Freq</th> <th>Level</th> <th>Line</th> <th>Margin</th> <th>Level</th> <th>Factor</th> <th>Loss</th> <th>Factor</th> <th>Factor</th> </tr> <tr> <th>MHz</th> <th>dBuV/m</th> <th>dBuV/m</th> <th>dB</th> <th>dBuV</th> <th>dB/m</th> <th>dB</th> <th>dB</th> <th>dB</th> </tr> </thead> <tbody> <tr><td>1</td><td>3285.00</td><td>45.90</td><td>84.89</td><td>-38.99</td><td>66.82</td><td>32.47</td><td>7.79</td><td>61.18</td><td>0.00</td><td>---</td><td>---</td><td>Peak</td></tr> <tr><td>2</td><td>3795.00</td><td>48.28</td><td>74.00</td><td>-25.72</td><td>68.08</td><td>33.41</td><td>8.35</td><td>61.56</td><td>0.00</td><td>300</td><td>23</td><td>Peak</td></tr> <tr><td>3</td><td>3795.00</td><td>36.35</td><td>54.00</td><td>-17.65</td><td>56.15</td><td>33.41</td><td>8.35</td><td>61.56</td><td>0.00</td><td>300</td><td>23</td><td>Average</td></tr> <tr><td>4</td><td>4118.00</td><td>46.74</td><td>74.00</td><td>-27.26</td><td>64.42</td><td>34.98</td><td>8.74</td><td>61.40</td><td>0.00</td><td>100</td><td>62</td><td>Peak</td></tr> <tr><td>5</td><td>4118.00</td><td>38.92</td><td>54.00</td><td>-15.08</td><td>56.68</td><td>34.98</td><td>8.74</td><td>61.40</td><td>0.00</td><td>100</td><td>62</td><td>Average</td></tr> <tr><td>6</td><td>4950.00</td><td>43.73</td><td>74.00</td><td>-30.27</td><td>68.74</td><td>34.20</td><td>9.60</td><td>60.81</td><td>0.00</td><td>---</td><td>---</td><td>PEAK</td></tr> <tr><td>7</td><td>5025.00</td><td>48.00</td><td>74.00</td><td>-26.00</td><td>64.92</td><td>34.15</td><td>9.68</td><td>60.75</td><td>0.00</td><td>300</td><td>120</td><td>Peak</td></tr> <tr><td>8</td><td>5025.00</td><td>39.81</td><td>54.00</td><td>-14.19</td><td>56.73</td><td>34.15</td><td>9.68</td><td>60.75</td><td>0.00</td><td>300</td><td>120</td><td>Average</td></tr> <tr><td>9</td><td>5265.00</td><td>47.81</td><td>84.89</td><td>-37.08</td><td>63.97</td><td>34.46</td><td>9.87</td><td>60.49</td><td>0.00</td><td>---</td><td>---</td><td>Peak</td></tr> <tr><td>10</td><td>7425.00</td><td>57.48</td><td>74.00</td><td>-16.52</td><td>70.60</td><td>35.70</td><td>11.76</td><td>60.58</td><td>0.00</td><td>100</td><td>111</td><td>PEAK</td></tr> <tr><td>11</td><td>7425.00</td><td>51.42</td><td>54.00</td><td>-3.58</td><td>64.54</td><td>35.70</td><td>11.76</td><td>60.58</td><td>0.00</td><td>100</td><td>111</td><td>AVERAGE</td></tr> </tbody> </table>	Limit	Read	Ant	Cable	Preamp	Aux	APos	TPos	Remark	Freq	Level	Line	Margin	Level	Factor	Loss	Factor	Factor	MHz	dBuV/m	dBuV/m	dB	dBuV	dB/m	dB	dB	dB	1	3285.00	45.90	84.89	-38.99	66.82	32.47	7.79	61.18	0.00	---	---	Peak	2	3795.00	48.28	74.00	-25.72	68.08	33.41	8.35	61.56	0.00	300	23	Peak	3	3795.00	36.35	54.00	-17.65	56.15	33.41	8.35	61.56	0.00	300	23	Average	4	4118.00	46.74	74.00	-27.26	64.42	34.98	8.74	61.40	0.00	100	62	Peak	5	4118.00	38.92	54.00	-15.08	56.68	34.98	8.74	61.40	0.00	100	62	Average	6	4950.00	43.73	74.00	-30.27	68.74	34.20	9.60	60.81	0.00	---	---	PEAK	7	5025.00	48.00	74.00	-26.00	64.92	34.15	9.68	60.75	0.00	300	120	Peak	8	5025.00	39.81	54.00	-14.19	56.73	34.15	9.68	60.75	0.00	300	120	Average	9	5265.00	47.81	84.89	-37.08	63.97	34.46	9.87	60.49	0.00	---	---	Peak	10	7425.00	57.48	74.00	-16.52	70.60	35.70	11.76	60.58	0.00	100	111	PEAK	11	7425.00	51.42	54.00	-3.58	64.54	35.70	11.76	60.58	0.00	100	111	AVERAGE	 <table border="1"> <thead> <tr> <th>Limit</th> <th>Read</th> <th>Ant</th> <th>Cable</th> <th>Preamp</th> <th>Aux</th> <th>APos</th> <th>TPos</th> <th>Remark</th> </tr> <tr> <th>Freq</th> <th>Level</th> <th>Line</th> <th>Margin</th> <th>Level</th> <th>Factor</th> <th>Loss</th> <th>Factor</th> <th>Factor</th> </tr> <tr> <th>MHz</th> <th>dBuV/m</th> <th>dBuV/m</th> <th>dB</th> <th>dBuV</th> <th>dB/m</th> <th>dB</th> <th>dB</th> <th>dB</th> </tr> </thead> <tbody> <tr><td>1</td><td>3285.00</td><td>46.15</td><td>80.40</td><td>-34.25</td><td>67.07</td><td>32.47</td><td>7.79</td><td>61.18</td><td>0.00</td><td>---</td><td>---</td><td>Peak</td></tr> <tr><td>2</td><td>3525.00</td><td>47.68</td><td>80.40</td><td>-32.72</td><td>67.64</td><td>32.85</td><td>8.13</td><td>60.94</td><td>0.00</td><td>---</td><td>---</td><td>Peak</td></tr> <tr><td>3</td><td>3840.00</td><td>49.02</td><td>74.00</td><td>-24.98</td><td>68.43</td><td>33.72</td><td>8.41</td><td>61.54</td><td>0.00</td><td>100</td><td>206</td><td>Peak</td></tr> <tr><td>4</td><td>3840.00</td><td>36.02</td><td>54.00</td><td>-17.98</td><td>55.43</td><td>33.72</td><td>8.41</td><td>61.54</td><td>0.00</td><td>100</td><td>206</td><td>Average</td></tr> <tr><td>5</td><td>4950.00</td><td>51.17</td><td>74.00</td><td>-22.83</td><td>68.18</td><td>34.20</td><td>9.60</td><td>60.81</td><td>0.00</td><td>300</td><td>0</td><td>PEAK</td></tr> <tr><td>6</td><td>4950.00</td><td>33.69</td><td>54.00</td><td>-20.31</td><td>50.70</td><td>34.20</td><td>9.60</td><td>60.81</td><td>0.00</td><td>300</td><td>0</td><td>AVERAGE</td></tr> <tr><td>7</td><td>5295.00</td><td>50.49</td><td>80.40</td><td>-29.91</td><td>66.48</td><td>34.58</td><td>9.88</td><td>60.45</td><td>0.00</td><td>---</td><td>---</td><td>Peak</td></tr> <tr><td>8</td><td>5985.00</td><td>48.36</td><td>80.40</td><td>-32.04</td><td>62.87</td><td>35.27</td><td>10.57</td><td>60.35</td><td>0.00</td><td>---</td><td>---</td><td>Peak</td></tr> <tr><td>9</td><td>7425.00</td><td>56.37</td><td>74.00</td><td>-17.63</td><td>69.49</td><td>35.70</td><td>11.76</td><td>60.58</td><td>0.00</td><td>139</td><td>62</td><td>PEAK</td></tr> <tr><td>10</td><td>7425.00</td><td>50.50</td><td>54.00</td><td>-3.50</td><td>63.63</td><td>35.70</td><td>11.76</td><td>60.59</td><td>0.00</td><td>139</td><td>62</td><td>AVERAGE</td></tr> <tr><td>11</td><td>7995.00</td><td>48.79</td><td>80.40</td><td>-31.61</td><td>60.41</td><td>35.81</td><td>12.42</td><td>59.85</td><td>0.00</td><td>---</td><td>---</td><td>Peak</td></tr> </tbody> </table>	Limit	Read	Ant	Cable	Preamp	Aux	APos	TPos	Remark	Freq	Level	Line	Margin	Level	Factor	Loss	Factor	Factor	MHz	dBuV/m	dBuV/m	dB	dBuV	dB/m	dB	dB	dB	1	3285.00	46.15	80.40	-34.25	67.07	32.47	7.79	61.18	0.00	---	---	Peak	2	3525.00	47.68	80.40	-32.72	67.64	32.85	8.13	60.94	0.00	---	---	Peak	3	3840.00	49.02	74.00	-24.98	68.43	33.72	8.41	61.54	0.00	100	206	Peak	4	3840.00	36.02	54.00	-17.98	55.43	33.72	8.41	61.54	0.00	100	206	Average	5	4950.00	51.17	74.00	-22.83	68.18	34.20	9.60	60.81	0.00	300	0	PEAK	6	4950.00	33.69	54.00	-20.31	50.70	34.20	9.60	60.81	0.00	300	0	AVERAGE	7	5295.00	50.49	80.40	-29.91	66.48	34.58	9.88	60.45	0.00	---	---	Peak	8	5985.00	48.36	80.40	-32.04	62.87	35.27	10.57	60.35	0.00	---	---	Peak	9	7425.00	56.37	74.00	-17.63	69.49	35.70	11.76	60.58	0.00	139	62	PEAK	10	7425.00	50.50	54.00	-3.50	63.63	35.70	11.76	60.59	0.00	139	62	AVERAGE	11	7995.00	48.79	80.40	-31.61	60.41	35.81	12.42	59.85	0.00	---	---	Peak
	Limit	Read	Ant	Cable	Preamp	Aux	APos	TPos	Remark																																																																																																																																																																																																																																																																																																																																													
Freq	Level	Line	Margin	Level	Factor	Loss	Factor	Factor																																																																																																																																																																																																																																																																																																																																														
MHz	dBuV/m	dBuV/m	dB	dBuV	dB/m	dB	dB	dB																																																																																																																																																																																																																																																																																																																																														
1	3285.00	45.90	84.89	-38.99	66.82	32.47	7.79	61.18	0.00	---	---	Peak																																																																																																																																																																																																																																																																																																																																										
2	3795.00	48.28	74.00	-25.72	68.08	33.41	8.35	61.56	0.00	300	23	Peak																																																																																																																																																																																																																																																																																																																																										
3	3795.00	36.35	54.00	-17.65	56.15	33.41	8.35	61.56	0.00	300	23	Average																																																																																																																																																																																																																																																																																																																																										
4	4118.00	46.74	74.00	-27.26	64.42	34.98	8.74	61.40	0.00	100	62	Peak																																																																																																																																																																																																																																																																																																																																										
5	4118.00	38.92	54.00	-15.08	56.68	34.98	8.74	61.40	0.00	100	62	Average																																																																																																																																																																																																																																																																																																																																										
6	4950.00	43.73	74.00	-30.27	68.74	34.20	9.60	60.81	0.00	---	---	PEAK																																																																																																																																																																																																																																																																																																																																										
7	5025.00	48.00	74.00	-26.00	64.92	34.15	9.68	60.75	0.00	300	120	Peak																																																																																																																																																																																																																																																																																																																																										
8	5025.00	39.81	54.00	-14.19	56.73	34.15	9.68	60.75	0.00	300	120	Average																																																																																																																																																																																																																																																																																																																																										
9	5265.00	47.81	84.89	-37.08	63.97	34.46	9.87	60.49	0.00	---	---	Peak																																																																																																																																																																																																																																																																																																																																										
10	7425.00	57.48	74.00	-16.52	70.60	35.70	11.76	60.58	0.00	100	111	PEAK																																																																																																																																																																																																																																																																																																																																										
11	7425.00	51.42	54.00	-3.58	64.54	35.70	11.76	60.58	0.00	100	111	AVERAGE																																																																																																																																																																																																																																																																																																																																										
Limit	Read	Ant	Cable	Preamp	Aux	APos	TPos	Remark																																																																																																																																																																																																																																																																																																																																														
Freq	Level	Line	Margin	Level	Factor	Loss	Factor	Factor																																																																																																																																																																																																																																																																																																																																														
MHz	dBuV/m	dBuV/m	dB	dBuV	dB/m	dB	dB	dB																																																																																																																																																																																																																																																																																																																																														
1	3285.00	46.15	80.40	-34.25	67.07	32.47	7.79	61.18	0.00	---	---	Peak																																																																																																																																																																																																																																																																																																																																										
2	3525.00	47.68	80.40	-32.72	67.64	32.85	8.13	60.94	0.00	---	---	Peak																																																																																																																																																																																																																																																																																																																																										
3	3840.00	49.02	74.00	-24.98	68.43	33.72	8.41	61.54	0.00	100	206	Peak																																																																																																																																																																																																																																																																																																																																										
4	3840.00	36.02	54.00	-17.98	55.43	33.72	8.41	61.54	0.00	100	206	Average																																																																																																																																																																																																																																																																																																																																										
5	4950.00	51.17	74.00	-22.83	68.18	34.20	9.60	60.81	0.00	300	0	PEAK																																																																																																																																																																																																																																																																																																																																										
6	4950.00	33.69	54.00	-20.31	50.70	34.20	9.60	60.81	0.00	300	0	AVERAGE																																																																																																																																																																																																																																																																																																																																										
7	5295.00	50.49	80.40	-29.91	66.48	34.58	9.88	60.45	0.00	---	---	Peak																																																																																																																																																																																																																																																																																																																																										
8	5985.00	48.36	80.40	-32.04	62.87	35.27	10.57	60.35	0.00	---	---	Peak																																																																																																																																																																																																																																																																																																																																										
9	7425.00	56.37	74.00	-17.63	69.49	35.70	11.76	60.58	0.00	139	62	PEAK																																																																																																																																																																																																																																																																																																																																										
10	7425.00	50.50	54.00	-3.50	63.63	35.70	11.76	60.59	0.00	139	62	AVERAGE																																																																																																																																																																																																																																																																																																																																										
11	7995.00	48.79	80.40	-31.61	60.41	35.81	12.42	59.85	0.00	---	---	Peak																																																																																																																																																																																																																																																																																																																																										
100K Ref. Level	 <table border="1"> <thead> <tr> <th>Limit</th> <th>Over</th> <th>Read</th> <th>Ant</th> <th>Cable</th> <th>Preamp</th> <th>Aux</th> <th>APos</th> <th>TPos</th> <th>Remark</th> </tr> <tr> <th>Freq</th> <th>Level</th> <th>Line</th> <th>Limit</th> <th>Level</th> <th>Factor</th> <th>Loss</th> <th>Factor</th> <th>Factor</th> </tr> <tr> <th>MHz</th> <th>dBuV/m</th> <th>dBuV/m</th> <th>dB</th> <th>dBuV</th> <th>dB/m</th> <th>dB</th> <th>dB</th> <th>dB</th> </tr> </thead> <tbody> <tr><td>1</td><td>2400.00</td><td>104.89</td><td>74.00</td><td>30.89</td><td>92.05</td><td>32.74</td><td>6.73</td><td>32.63</td><td>6.00</td><td>100</td><td>368</td><td>PEAK</td></tr> </tbody> </table>	Limit	Over	Read	Ant	Cable	Preamp	Aux	APos	TPos	Remark	Freq	Level	Line	Limit	Level	Factor	Loss	Factor	Factor	MHz	dBuV/m	dBuV/m	dB	dBuV	dB/m	dB	dB	dB	1	2400.00	104.89	74.00	30.89	92.05	32.74	6.73	32.63	6.00	100	368	PEAK	 <table border="1"> <thead> <tr> <th>Limit</th> <th>Over</th> <th>Read</th> <th>Ant</th> <th>Cable</th> <th>Preamp</th> <th>Aux</th> <th>APos</th> <th>TPos</th> <th>Remark</th> </tr> <tr> <th>Freq</th> <th>Level</th> <th>Line</th> <th>Limit</th> <th>Level</th> <th>Factor</th> <th>Loss</th> <th>Factor</th> <th>Factor</th> </tr> <tr> <th>MHz</th> <th>dBuV/m</th> <th>dBuV/m</th> <th>dB</th> <th>dBuV</th> <th>dB/m</th> <th>dB</th> <th>dB</th> <th>dB</th> </tr> </thead> <tbody> <tr><td>1</td><td>2400.00</td><td>100.40</td><td>74.00</td><td>26.40</td><td>87.56</td><td>32.74</td><td>6.73</td><td>32.63</td><td>6.00</td><td>100</td><td>368</td><td>PEAK</td></tr> </tbody> </table>	Limit	Over	Read	Ant	Cable	Preamp	Aux	APos	TPos	Remark	Freq	Level	Line	Limit	Level	Factor	Loss	Factor	Factor	MHz	dBuV/m	dBuV/m	dB	dBuV	dB/m	dB	dB	dB	1	2400.00	100.40	74.00	26.40	87.56	32.74	6.73	32.63	6.00	100	368	PEAK																																																																																																																																																																																																																																																																		
Limit	Over	Read	Ant	Cable	Preamp	Aux	APos	TPos	Remark																																																																																																																																																																																																																																																																																																																																													
Freq	Level	Line	Limit	Level	Factor	Loss	Factor	Factor																																																																																																																																																																																																																																																																																																																																														
MHz	dBuV/m	dBuV/m	dB	dBuV	dB/m	dB	dB	dB																																																																																																																																																																																																																																																																																																																																														
1	2400.00	104.89	74.00	30.89	92.05	32.74	6.73	32.63	6.00	100	368	PEAK																																																																																																																																																																																																																																																																																																																																										
Limit	Over	Read	Ant	Cable	Preamp	Aux	APos	TPos	Remark																																																																																																																																																																																																																																																																																																																																													
Freq	Level	Line	Limit	Level	Factor	Loss	Factor	Factor																																																																																																																																																																																																																																																																																																																																														
MHz	dBuV/m	dBuV/m	dB	dBuV	dB/m	dB	dB	dB																																																																																																																																																																																																																																																																																																																																														
1	2400.00	100.40	74.00	26.40	87.56	32.74	6.73	32.63	6.00	100	368	PEAK																																																																																																																																																																																																																																																																																																																																										



Mode	5																																																																																																																																																																									
	LF																																																																																																																																																																									
	2400-2483.5_Zigbee_CH26_2480MHz																																																																																																																																																																									
ANT	1																																																																																																																																																																									
Pol.	Horizontal	Vertical																																																																																																																																																																								
Peak QP	<table border="1"> <thead> <tr> <th>Peak</th> <th>Freq (MHz)</th> <th>Level (dBuV/m)</th> <th>Over Limit (dB)</th> <th>Limit (dBuV/m)</th> <th>Read Level (dBuV)</th> <th>Cable Loss (dB)</th> <th>Antenna Factor (dB/m)</th> <th>Preamp Factor (dB)</th> <th>A/Pos (cm)</th> <th>T/Pos (deg)</th> <th>Remark</th> </tr> </thead> <tbody> <tr><td>1</td><td>62.01</td><td>31.75</td><td>-8.25</td><td>40.00</td><td>51.32</td><td>0.86</td><td>12.02</td><td>32.45</td><td>---</td><td>---</td><td>Peak</td></tr> <tr><td>2</td><td>237.58</td><td>32.43</td><td>-13.57</td><td>46.00</td><td>45.24</td><td>2.08</td><td>17.28</td><td>32.17</td><td>---</td><td>---</td><td>Peak</td></tr> <tr><td>3</td><td>475.23</td><td>26.72</td><td>-19.28</td><td>46.00</td><td>32.86</td><td>2.94</td><td>23.55</td><td>32.63</td><td>---</td><td>---</td><td>Peak</td></tr> <tr><td>4</td><td>774.96</td><td>32.22</td><td>-13.78</td><td>46.00</td><td>32.38</td><td>3.76</td><td>28.20</td><td>32.12</td><td>---</td><td>---</td><td>Peak</td></tr> <tr><td>5</td><td>874.87</td><td>34.70</td><td>-11.30</td><td>46.00</td><td>33.16</td><td>3.99</td><td>29.20</td><td>31.65</td><td>---</td><td>---</td><td>Peak</td></tr> <tr><td>6</td><td>925.31</td><td>35.04</td><td>-10.96</td><td>46.00</td><td>32.11</td><td>4.10</td><td>30.07</td><td>31.24</td><td>---</td><td>---</td><td>Peak</td></tr> </tbody> </table>	Peak	Freq (MHz)	Level (dBuV/m)	Over Limit (dB)	Limit (dBuV/m)	Read Level (dBuV)	Cable Loss (dB)	Antenna Factor (dB/m)	Preamp Factor (dB)	A/Pos (cm)	T/Pos (deg)	Remark	1	62.01	31.75	-8.25	40.00	51.32	0.86	12.02	32.45	---	---	Peak	2	237.58	32.43	-13.57	46.00	45.24	2.08	17.28	32.17	---	---	Peak	3	475.23	26.72	-19.28	46.00	32.86	2.94	23.55	32.63	---	---	Peak	4	774.96	32.22	-13.78	46.00	32.38	3.76	28.20	32.12	---	---	Peak	5	874.87	34.70	-11.30	46.00	33.16	3.99	29.20	31.65	---	---	Peak	6	925.31	35.04	-10.96	46.00	32.11	4.10	30.07	31.24	---	---	Peak	<table border="1"> <thead> <tr> <th>Peak</th> <th>Freq (MHz)</th> <th>Level (dBuV/m)</th> <th>Over Limit (dB)</th> <th>Limit (dBuV/m)</th> <th>Read Level (dBuV)</th> <th>Cable Loss (dB)</th> <th>Antenna Factor (dB/m)</th> <th>Preamp Factor (dB)</th> <th>A/Pos (cm)</th> <th>T/Pos (deg)</th> <th>Remark</th> </tr> </thead> <tbody> <tr><td>1</td><td>62.01</td><td>33.96</td><td>-6.04</td><td>40.00</td><td>53.53</td><td>0.86</td><td>12.02</td><td>32.45</td><td>---</td><td>---</td><td>Peak</td></tr> <tr><td>2</td><td>174.53</td><td>18.66</td><td>-24.84</td><td>43.50</td><td>33.63</td><td>1.77</td><td>15.43</td><td>32.17</td><td>---</td><td>---</td><td>Peak</td></tr> <tr><td>3</td><td>250.19</td><td>21.89</td><td>-24.11</td><td>46.00</td><td>32.91</td><td>2.13</td><td>19.02</td><td>32.17</td><td>---</td><td>---</td><td>Peak</td></tr> <tr><td>4</td><td>475.23</td><td>27.40</td><td>-18.60</td><td>46.00</td><td>33.54</td><td>2.94</td><td>23.55</td><td>32.63</td><td>---</td><td>---</td><td>Peak</td></tr> <tr><td>5</td><td>561.56</td><td>31.93</td><td>-14.07</td><td>46.00</td><td>35.71</td><td>3.20</td><td>25.49</td><td>32.47</td><td>---</td><td>---</td><td>Peak</td></tr> <tr><td>6</td><td>887.48</td><td>31.04</td><td>-14.96</td><td>46.00</td><td>29.46</td><td>4.01</td><td>29.15</td><td>31.58</td><td>---</td><td>---</td><td>Peak</td></tr> </tbody> </table>	Peak	Freq (MHz)	Level (dBuV/m)	Over Limit (dB)	Limit (dBuV/m)	Read Level (dBuV)	Cable Loss (dB)	Antenna Factor (dB/m)	Preamp Factor (dB)	A/Pos (cm)	T/Pos (deg)	Remark	1	62.01	33.96	-6.04	40.00	53.53	0.86	12.02	32.45	---	---	Peak	2	174.53	18.66	-24.84	43.50	33.63	1.77	15.43	32.17	---	---	Peak	3	250.19	21.89	-24.11	46.00	32.91	2.13	19.02	32.17	---	---	Peak	4	475.23	27.40	-18.60	46.00	33.54	2.94	23.55	32.63	---	---	Peak	5	561.56	31.93	-14.07	46.00	35.71	3.20	25.49	32.47	---	---	Peak	6	887.48	31.04	-14.96	46.00	29.46	4.01	29.15	31.58	---	---	Peak
	Peak	Freq (MHz)	Level (dBuV/m)	Over Limit (dB)	Limit (dBuV/m)	Read Level (dBuV)	Cable Loss (dB)	Antenna Factor (dB/m)	Preamp Factor (dB)	A/Pos (cm)	T/Pos (deg)	Remark																																																																																																																																																														
1	62.01	31.75	-8.25	40.00	51.32	0.86	12.02	32.45	---	---	Peak																																																																																																																																																															
2	237.58	32.43	-13.57	46.00	45.24	2.08	17.28	32.17	---	---	Peak																																																																																																																																																															
3	475.23	26.72	-19.28	46.00	32.86	2.94	23.55	32.63	---	---	Peak																																																																																																																																																															
4	774.96	32.22	-13.78	46.00	32.38	3.76	28.20	32.12	---	---	Peak																																																																																																																																																															
5	874.87	34.70	-11.30	46.00	33.16	3.99	29.20	31.65	---	---	Peak																																																																																																																																																															
6	925.31	35.04	-10.96	46.00	32.11	4.10	30.07	31.24	---	---	Peak																																																																																																																																																															
Peak	Freq (MHz)	Level (dBuV/m)	Over Limit (dB)	Limit (dBuV/m)	Read Level (dBuV)	Cable Loss (dB)	Antenna Factor (dB/m)	Preamp Factor (dB)	A/Pos (cm)	T/Pos (deg)	Remark																																																																																																																																																															
1	62.01	33.96	-6.04	40.00	53.53	0.86	12.02	32.45	---	---	Peak																																																																																																																																																															
2	174.53	18.66	-24.84	43.50	33.63	1.77	15.43	32.17	---	---	Peak																																																																																																																																																															
3	250.19	21.89	-24.11	46.00	32.91	2.13	19.02	32.17	---	---	Peak																																																																																																																																																															
4	475.23	27.40	-18.60	46.00	33.54	2.94	23.55	32.63	---	---	Peak																																																																																																																																																															
5	561.56	31.93	-14.07	46.00	35.71	3.20	25.49	32.47	---	---	Peak																																																																																																																																																															
6	887.48	31.04	-14.96	46.00	29.46	4.01	29.15	31.58	---	---	Peak																																																																																																																																																															



Appendix D. Duty Cycle Plots

Mode	Duty Cycle(%)	T(ms)	1/T(kHz)	VBW Setting
Zigbee	100	-	-	10Hz

Zigbee mode



Date: 28 JUL 2023 18:26:42