



FCC RF Test Report

APPLICANT : Ningbo Lingzhu Technology CO., Ltd.
EQUIPMENT : Smart Control Panel L
MODEL NAME : TPP05-Z(US)
FCC ID : 2A789-TPP05
STANDARD : FCC Part 15 Subpart C §15.247
CLASSIFICATION : (DTS) Digital Transmission System
TEST DATE(S) : Jul. 26, 2023 ~ Aug. 28, 2023

We, Sporton International Inc. (Kunshan), would like to declare that the tested sample has been evaluated in accordance with the test procedures and has been in compliance with the applicable technical standards.

The test results in this report apply exclusively to the tested model / sample. Without written approval of Sporton International Inc. (Kunshan), the test report shall not be reproduced except in full.

Jason Jia



Approved by: Jason Jia

Sporton International Inc. (Kunshan)

**No. 1098, Pengxi North Road, Kunshan Economic Development Zone Jiangsu Province 215300
People's Republic of China**



TABLE OF CONTENTS

REVISION HISTORY..... 3

SUMMARY OF TEST RESULT 4

1 GENERAL DESCRIPTION 5

 1.1 Applicant 5

 1.2 Manufacturer 5

 1.3 Product Feature of Equipment Under Test 5

 1.4 Product Specification of Equipment Under Test 5

 1.5 Modification of EUT 5

 1.6 Testing Location 6

 1.7 Test Software 6

 1.8 Applicable Standards 6

2 TEST CONFIGURATION OF EQUIPMENT UNDER TEST 7

 2.1 Carrier Frequency and Channel 7

 2.2 Test Mode 8

 2.3 Connection Diagram of Test System 9

 2.4 Support Unit used in test configuration and system 10

 2.5 EUT Operation Test Setup 10

 2.6 Measurement Results Explanation Example 10

3 TEST RESULT 11

 3.1 6dB and 99% Bandwidth Measurement 11

 3.2 Output Power Measurement 13

 3.3 Power Spectral Density Measurement 14

 3.4 Conducted Band Edges and Spurious Emission Measurement 16

 3.5 Radiated Band Edges and Spurious Emission Measurement 29

 3.6 AC Conducted Emission Measurement 33

 3.7 Antenna Requirements 35

4 LIST OF MEASURING EQUIPMENT 36

5 MEASUREMENT UNCERTAINTY 37

APPENDIX A. CONDUCTED TEST RESULTS

APPENDIX B. AC CONDUCTED EMISSION TEST RESULT

APPENDIX C. RADIATED SPURIOUS EMISSION

APPENDIX D. DUTY CYCLE PLOTS

APPENDIX E. SETUP PHOTOGRAPHS



REVISION HISTORY

REPORT NO.	VERSION	DESCRIPTION	ISSUED DATE
FR372501A	Rev. 01	Initial issue of report	Sep. 01, 2023



SUMMARY OF TEST RESULT

Report Section	FCC Rule	Description	Limit	Result	Remark
3.1	15.247(a)(2)	6dB Bandwidth	≥ 0.5MHz	Pass	-
3.1	-	99% Bandwidth	-	Report Only	-
3.2	15.247(b)	Power Output Measurement	≤ 30dBm	Pass	-
3.3	15.247(e)	Power Spectral Density	≤ 8dBm/3kHz	Pass	-
3.4	15.247(d)	Conducted Band Edges	≤ 20dBc	Pass	-
		Conducted Spurious Emission		Pass	-
3.5	15.247(d)	Radiated Band Edges and Radiated Spurious Emission	15.209(a) & 15.247(d)	Pass	Under limit 3.48 dB at 2483.51 MHz
3.6	15.207	AC Conducted Emission	15.207(a)	Pass	Under limit 9.35 dB at 0.476 MHz
3.7	15.203 & 15.247(b)	Antenna Requirement	15.203 & 15.247(b)	Pass	-

Conformity Assessment Condition:

1. The test results (PASS/FAIL) with all measurement uncertainty excluded are presented against the regulation limits or in accordance with the requirements stipulated by the applicant/manufacturer who shall bear all the risks of non-compliance that may potentially occur if measurement uncertainty is taken into account.
2. The measurement uncertainty please refer to each test result in the section "Measurement Uncertainty"

Disclaimer:

The product specifications of the EUT presented in the test report that may affect the test assessments are declared by the manufacturer who shall take full responsibility for the authenticity.



1 General Description

1.1 Applicant

Ningbo Lingzhu Technology CO., Ltd.
No.578,Building 7,No.535 Kangqiao South Road,Jiangbei District,Ningbo,PRC

1.2 Manufacturer

Ningbo Lingzhu Technology CO., Ltd.
No.578,Building 7,No.535 Kangqiao South Road,Jiangbei District,Ningbo,PRC

1.3 Product Feature of Equipment Under Test

Product Feature	
Equipment	Smart Control Panel L
Model Name	TPP05-Z(US)
FCC ID	2A789-TPP05
SN Code	Conducted: NSZEE18MK00008 Conduction: NSZEE18MK0005A Radiation: NSZEE18MK00008

Remark: The above EUT's information was declared by manufacturer. Please refer to the specifications or user's manual for more detailed description.

1.4 Product Specification of Equipment Under Test

Standards-related Product Specification	
Tx/Rx Channel Frequency Range	2412 MHz ~ 2462 MHz
Maximum (Peak) Output Power to antenna	802.11b : 24.21 dBm (0.2636 W) 802.11g : 28.74 dBm (0.7482 W) 802.11n HT20 : 28.58 dBm (0.7211 W) 802.11n HT40 : 28.46 dBm (0.7015 W)
99% Occupied Bandwidth	802.11b : 14.04 MHz 802.11g : 16.78 MHz 802.11n HT20 : 17.73 MHz 802.11n HT40 : 35.76 MHz
Antenna Type / Gain	IPEX Antenna type with gain -0.75 dBi
Type of Modulation	802.11b : DSSS (DBPSK / DQPSK / CCK) 802.11g/n : OFDM (BPSK / QPSK / 16QAM / 64QAM)

1.5 Modification of EUT

No modifications are made to the EUT during all test items.



1.6 Testing Location

Sporton International Inc. (Kunshan) is accredited to ISO/IEC 17025:2017 by American Association for Laboratory Accreditation with Certificate Number 5145.02.

Test Firm	Sporton International Inc. (Kunshan)		
Test Site Location	No. 1098, Pengxi North Road, Kunshan Economic Development Zone Jiangsu Province 215300 People's Republic of China TEL : +86-512-57900158		
Test Site No.	Sporton Site No.	FCC Designation No.	FCC Test Firm Registration No.
	CO01-KS 03CH07-KS TH01-KS	CN1257	314309

1.7 Test Software

Item	Site	Manufacturer	Name	Version
1.	TH01-KS	SPORTON	FCC 15C-15E Test Tools Ver10.0_210607	10.0
2.	03CH07-KS	AUDIX	E3	210616
3.	CO01-KS	AUDIX	E3	6.2009-8-24

1.8 Applicable Standards

According to the specifications of the manufacturer, the EUT must comply with the requirements of the following standards:

- 47 CFR Part 15 Subpart C §15.247
- FCC KDB 558074 D01 15.247 Meas Guidance v05r02
- ANSI C63.10-2013

Remark:

1. All test items were verified and recorded according to the standards and without any deviation during the test.
2. This EUT has also been tested and complied with the requirements of FCC Part 15, Subpart B, recorded in a separate test report.



2 Test Configuration of Equipment Under Test

- a. The EUT has been associated with peripherals and configuration operated in a manner tended to maximize its emission characteristics in a typical application. Frequency range investigated: conduction emission (150 kHz to 30 MHz), radiation emission (9 kHz to the 10th harmonic of the highest fundamental frequency or to 40 GHz, whichever is lower). For radiated measurement, pre-scanned in three orthogonal panels, X, Y, Z. The worst cases (X plane) were recorded in this report.
- b. AC power line Conducted Emission was tested under maximum output power.

2.1 Carrier Frequency and Channel

Frequency Band	Channel	Freq. (MHz)	Channel	Freq. (MHz)
2400-2483.5 MHz	1	2412	7	2442
	2	2417	8	2447
	3	2422	9	2452
	4	2427	10	2457
	5	2432	11	2462
	6	2437	-	-



2.2 Test Mode

Final test modes are considering the modulation and worse data rates as below table.

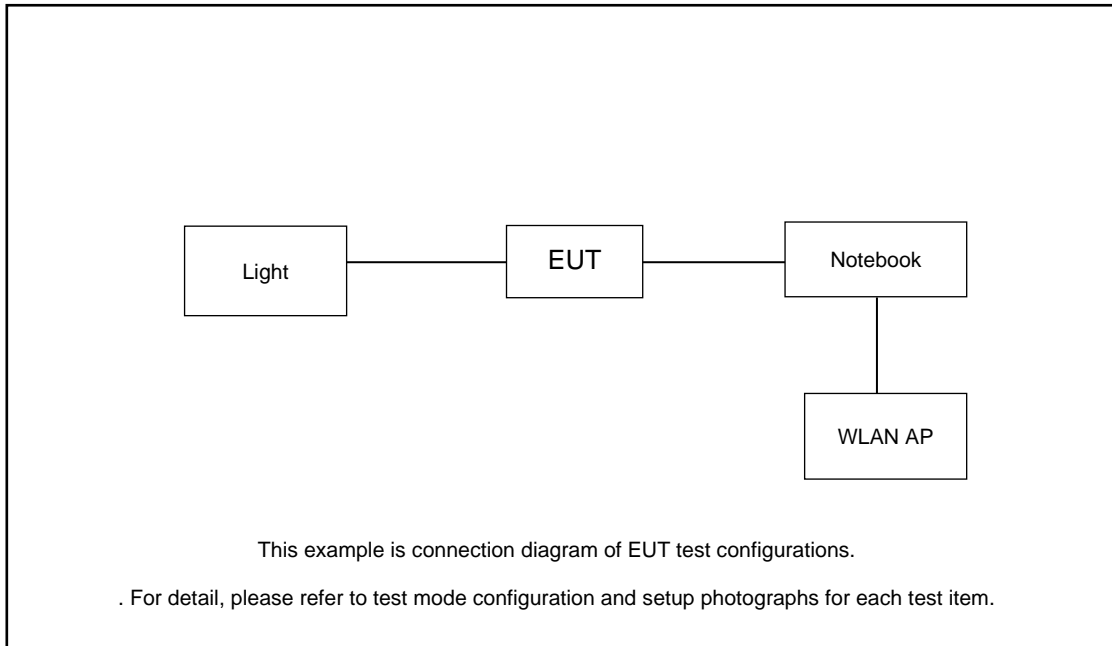
Modulation	Data Rate
802.11b	1 Mbps
802.11g	6 Mbps
802.11n HT20	MCS0
802.11n HT40	MCS0

Test Cases	
AC Conducted Emission	Zigbee Link + WLAN Link(2.4G) + L1+L2 light link + RS485 Link + AC Power

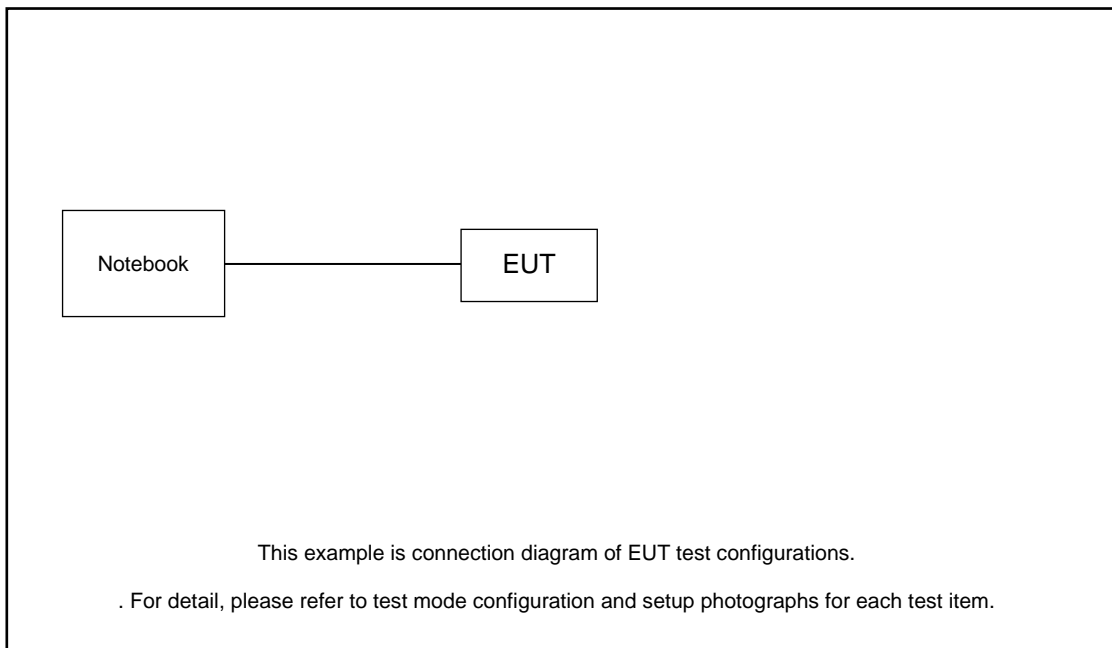
RSE Co-location
802.11g CH11_TX + Zigbee CH26_TX

2.3 Connection Diagram of Test System

AC Conducted Emission:



Radiated Emission:



2.4 Support Unit used in test configuration and system

Item	Equipment	Trade Name	Model Name	FCC ID	Data Cable	Power Cord
1.	Notebook	Lenovo	G480	QDS-BRCM1050I	N/A	shielded cable DC O/P 1.8m ; Unshielded AC I/P cable 1.8m
2.	WLAN AP	D-link	DIR-655	KA21R655B1	N/A	Unshielded, 1.8m
3.	Light	NA	NA	NA	NA	NA
4.	AC Power	NA	NA	NA	NA	NA

2.5 EUT Operation Test Setup

For WLAN RF test items, an engineering test program was provided and enabled to make EUT continuous transmit.

For AC power line conducted emissions, the EUT was set to connect with the WLAN AP under large package sizes transmission.

2.6 Measurement Results Explanation Example

For all conducted test items:

The offset level is set in the spectrum analyzer to compensate the RF cable loss and attenuator factor between EUT conducted output port and spectrum analyzer. With the offset compensation, the spectrum analyzer reading level is exactly the EUT RF output level.

Example:

The spectrum analyzer offset is derived from RF cable loss and attenuator factor.

Offset = RF cable loss + attenuator factor.

Following shows an offset computation example with cable loss 5.80 dB and 10dB attenuator.

$$\begin{aligned}
 \text{Offset(dB)} &= \text{RF cable loss(dB)} + \text{attenuator factor(dB)} \\
 &= 5.80 + 10 = 15.80 \text{ (dB)}
 \end{aligned}$$

3 Test Result

3.1 6dB and 99% Bandwidth Measurement

3.1.1 Limit of 6dB and 99% Bandwidth

The minimum 6 dB bandwidth shall be at least 500 kHz.

3.1.2 Measuring Instruments

The measuring equipment is listed in the section 4 of this test report.

3.1.3 Test Procedures

1. The testing follows ANSI C63.10-2013 clause 11.8
2. The RF output of EUT was connected to the spectrum analyzer by RF cable and attenuator. The path loss was compensated to the results for each measurement.
3. Set to the maximum power setting and enable the EUT transmit continuously.
4. Make the measurement with the spectrum analyzer's resolution bandwidth (RBW) = 100 kHz. Set the Video bandwidth (VBW) = 300 kHz. In order to make an accurate measurement. The 6 dB bandwidth must be greater than 500 kHz.
5. For 99% Bandwidth Measurement, the spectrum analyzer's resolution bandwidth (RBW) = 1%~5% of OBW and set the Video bandwidth (VBW) = 3MHz.
6. Measure and record the results in the test report.

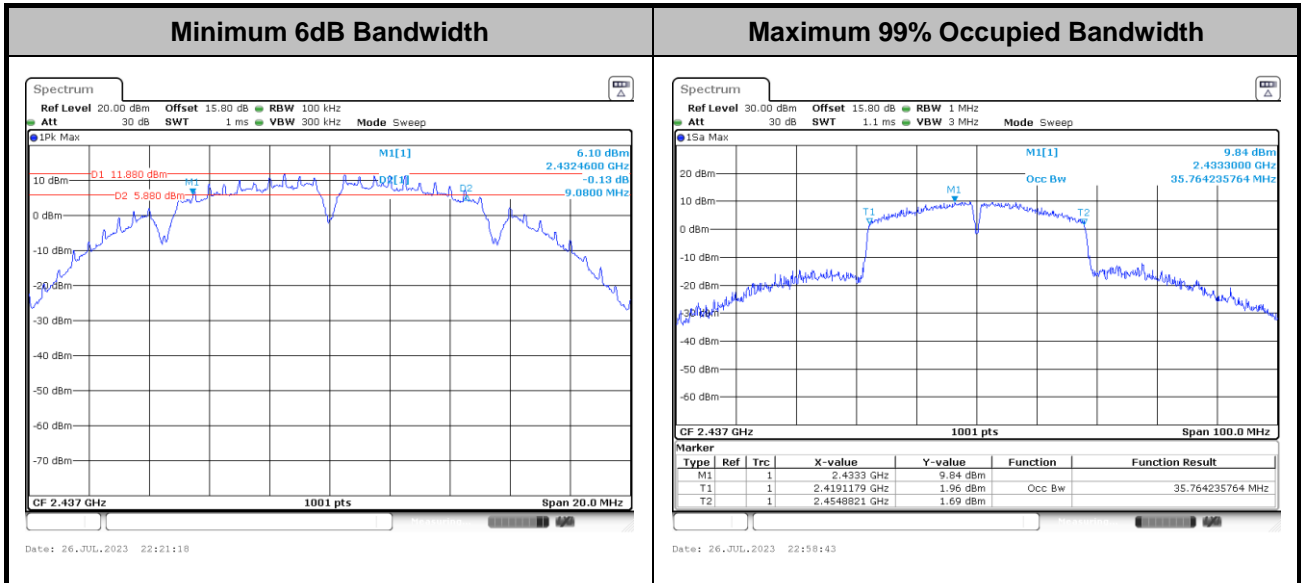
3.1.4 Test Setup





3.1.5 Test Result of 6dB and 99% Occupied Bandwidth

Please refer to Appendix A.



Note : The occupied channel bandwidth is maintained within the band of operation for all of the modulations.

3.2 Output Power Measurement

3.2.1 Limit of Output Power

For systems using digital modulation in the 2400-2483.5MHz, the limit for peak output power is 30dBm. If transmitting antenna with directional gain greater than 6dBi is used, the peak output power from the intentional radiator shall be reduced below the above stated value by the amount in dB that the directional gain of the antenna exceeds 6 dBi. In case of point-to-point operation, the limit has to be reduced by 1dB for every 3dB that the directional gain of the antenna exceeds 6dBi.

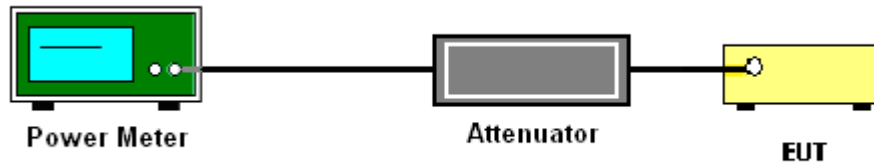
3.2.2 Measuring Instruments

The measuring equipment is listed in the section 4 of this test report.

3.2.3 Test Procedures

1. The testing follows the Measurement Procedure of ANSI C63.10-2013 clause 11.9.1.3 PKPM1 Peak power meter or ANSI C63.10-2013 clause 11.9.2.3.1 Method AVGPM method.
2. The RF output of EUT was connected to the power meter by RF cable and attenuator. The path loss was compensated to the results for each measurement.
3. Set to the maximum power setting and enable the EUT transmit continuously.
4. Measure the conducted output power and record the results in the test report.

3.2.4 Test Setup



3.2.5 Test Result of Peak Output Power

Please refer to Appendix A.

3.2.6 Test Result of Average Output Power (Reporting Only)

Please refer to Appendix A.



3.3 Power Spectral Density Measurement

3.3.1 Limit of Power Spectral Density

The peak power spectral density shall not be greater than 8dBm in any 3kHz band at any time interval of continuous transmission.

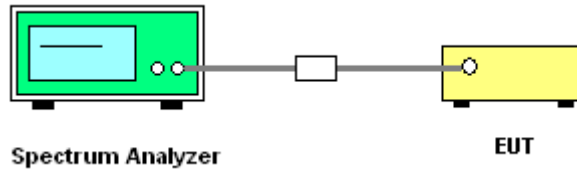
3.3.2 Measuring Instruments

The measuring equipment is listed in the section 4 of this test report.

3.3.3 Test Procedures

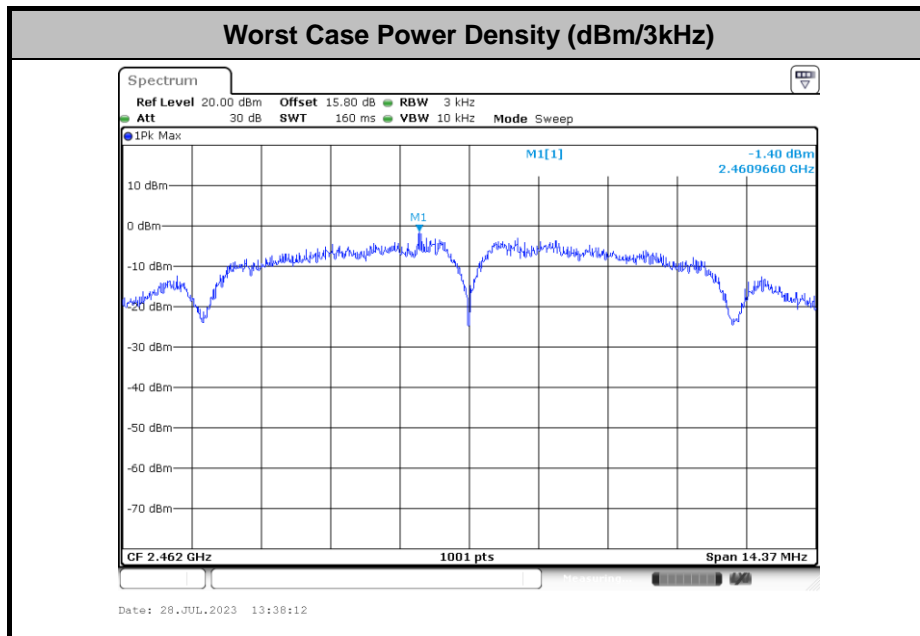
1. The testing follows Measurement Procedure of ANSI C63.10-2013 clause 11.10.2 Method PKPSD.
2. The RF output of EUT was connected to the spectrum analyzer by RF cable and attenuator. The path loss was compensated to the results for each measurement.
3. Set to the maximum power setting and enable the EUT transmit continuously.
4. Make the measurement with the spectrum analyzer's resolution bandwidth (RBW) = 3 kHz. Video bandwidth VBW = 10 kHz In order to make an accurate measurement, set the span to 1.5 times DTS Channel Bandwidth. (6dB BW)
5. Detector = peak, Sweep time = auto couple, Trace mode = max hold, Allow trace to fully stabilize. Use the peak marker function to determine the maximum power level.
6. Measure and record the results in the test report.

3.3.4 Test Setup



3.3.5 Test Result of Power Spectral Density

Please refer to Appendix A.



3.4 Conducted Band Edges and Spurious Emission Measurement

3.4.1 Limit of Conducted Band Edges and Spurious Emission Measurement

In any 100 kHz bandwidth outside of the authorized frequency band, the emissions which fall in the non-restricted bands shall be attenuated at least 20 dB relative to the maximum PSD level in 100 kHz by RF conducted measurement.

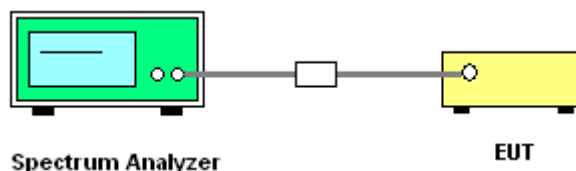
3.4.2 Measuring Instruments

The measuring equipment is listed in the section 4 of this test report.

3.4.3 Test Procedures

1. The testing follows ANSI C63.10-2013 clause 11.11
2. The RF output of EUT was connected to the spectrum analyzer by RF cable and attenuator. The path loss was compensated to the results for each measurement.
3. Set to the maximum power setting and enable the EUT transmit continuously.
4. Set RBW = 100 kHz, VBW=300 kHz, Peak Detector. Unwanted Emissions measured in any 100 kHz bandwidth outside of the authorized frequency band shall be attenuated by at least 20 dB relative to the maximum in-band peak PSD level in 100 kHz when maximum peak conducted output power procedure is used. If the transmitter complies with the conducted power limits based on the use of RMS averaging over a time interval, the attenuation required under this paragraph shall be 30 dB instead of 20 dB per 15.247(d).
5. Measure and record the results in the test report.
6. The RF fundamental frequency should be excluded against the limit line in the operating frequency band.

3.4.4 Test Setup

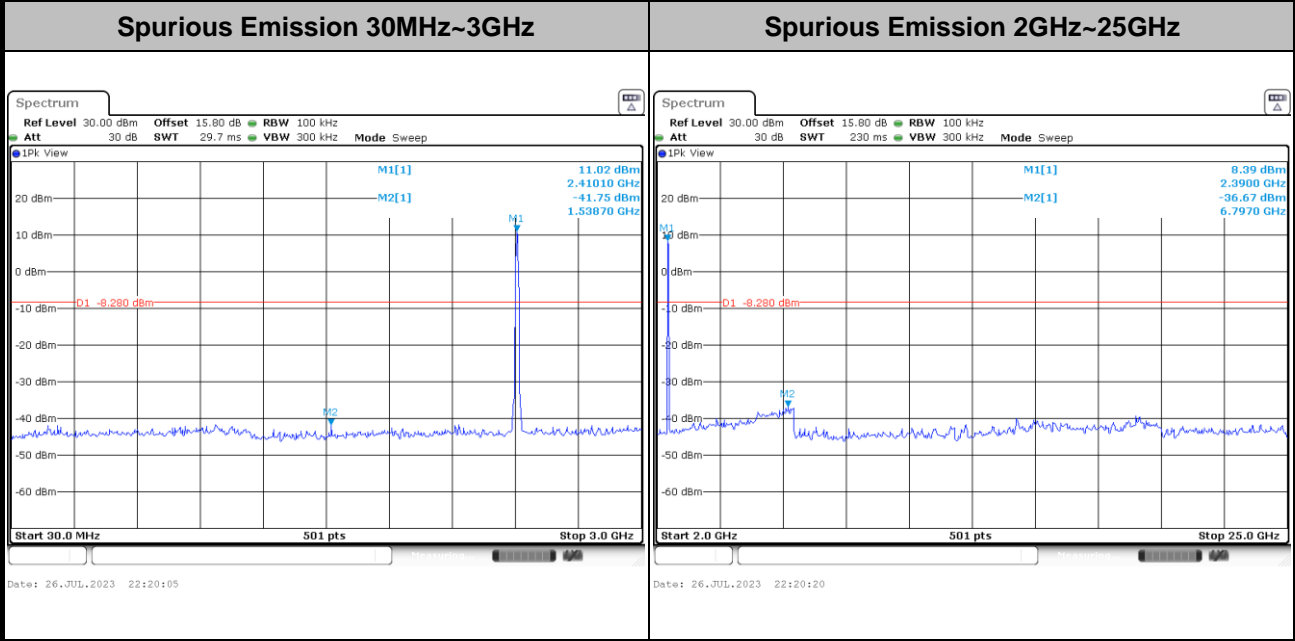
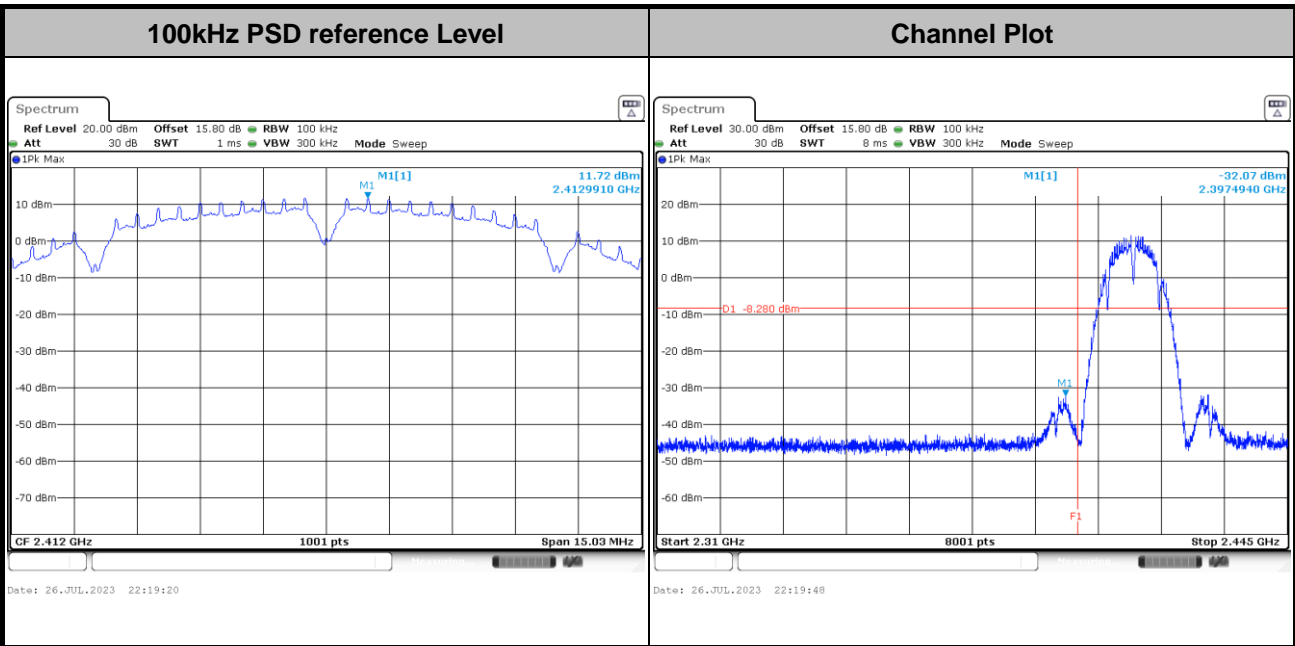




3.4.5 Test Result of Conducted Band Edges and Spurious Emission

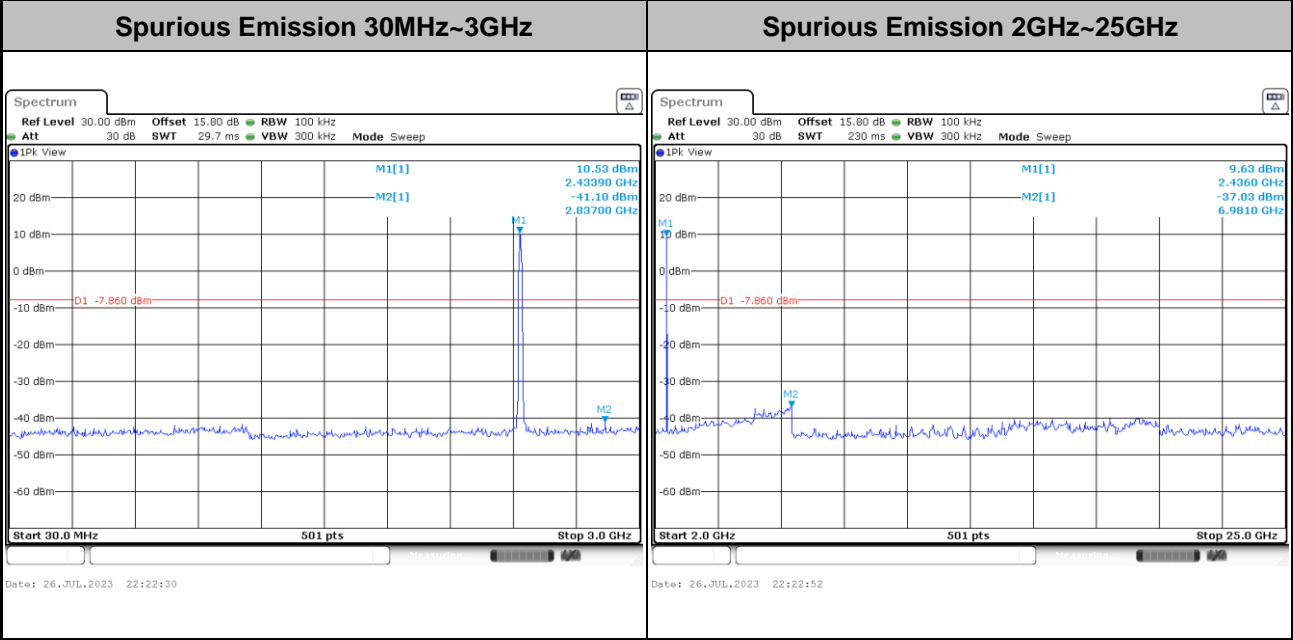
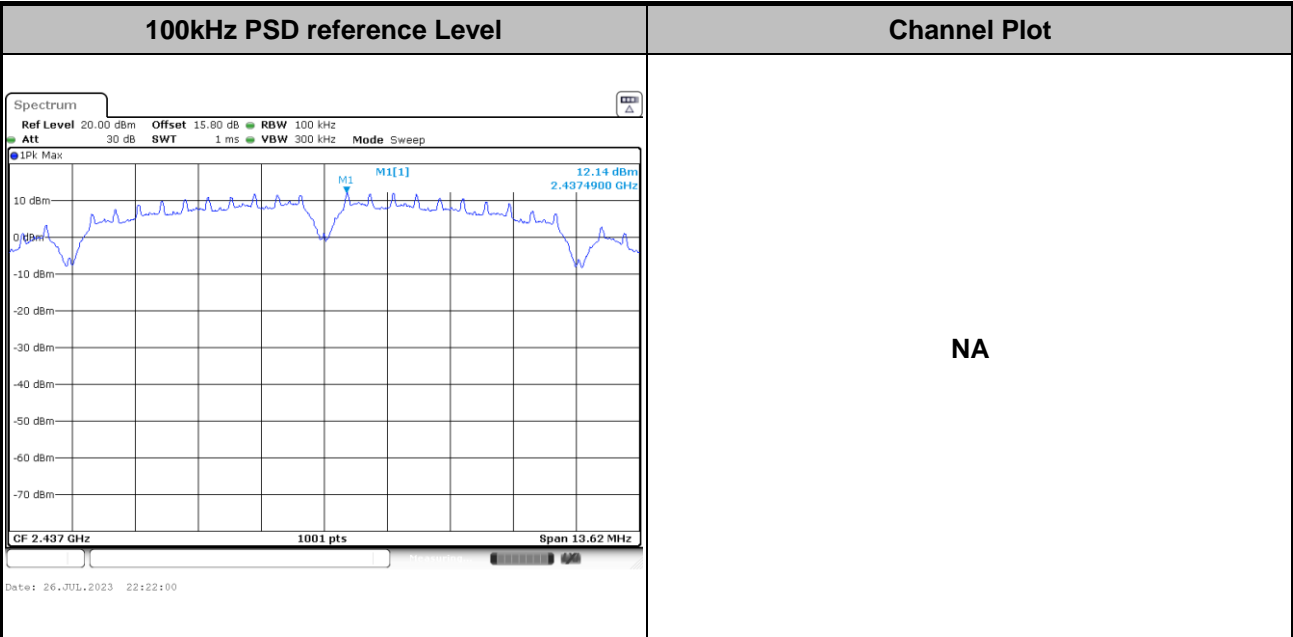
Test Engineer : Smile	Temperature :	23~25°C
	Relative Humidity :	41~42%

Test Mode :	802.11b	Test Channel :	01
-------------	---------	----------------	----



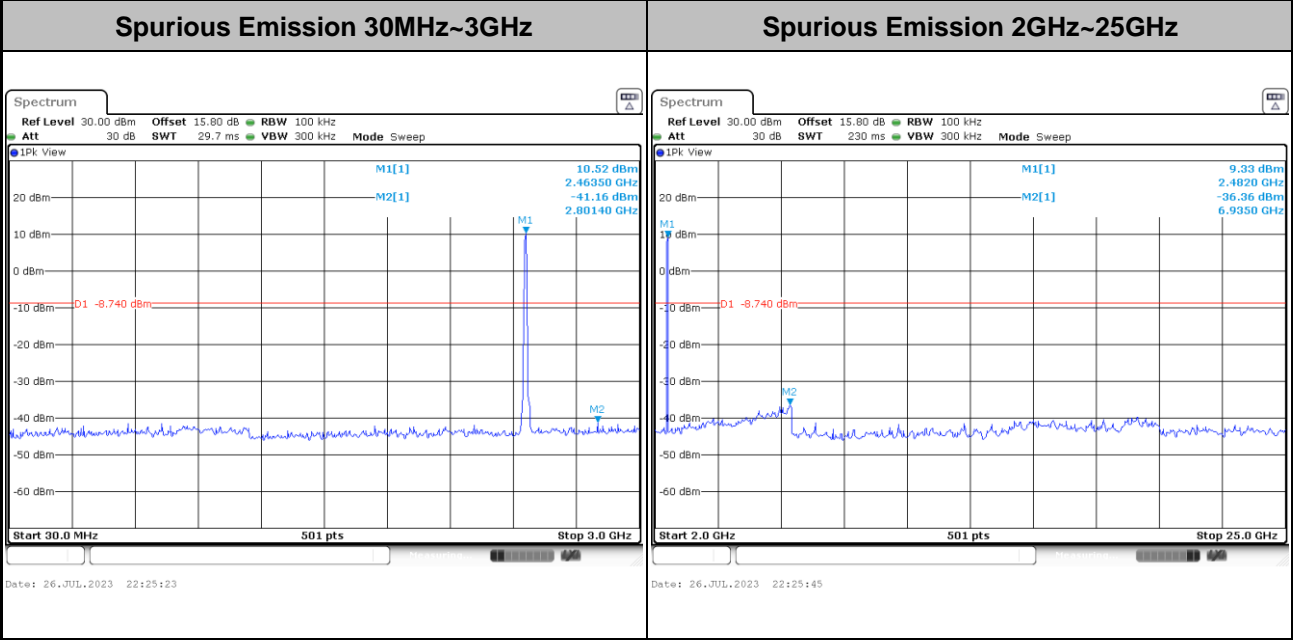
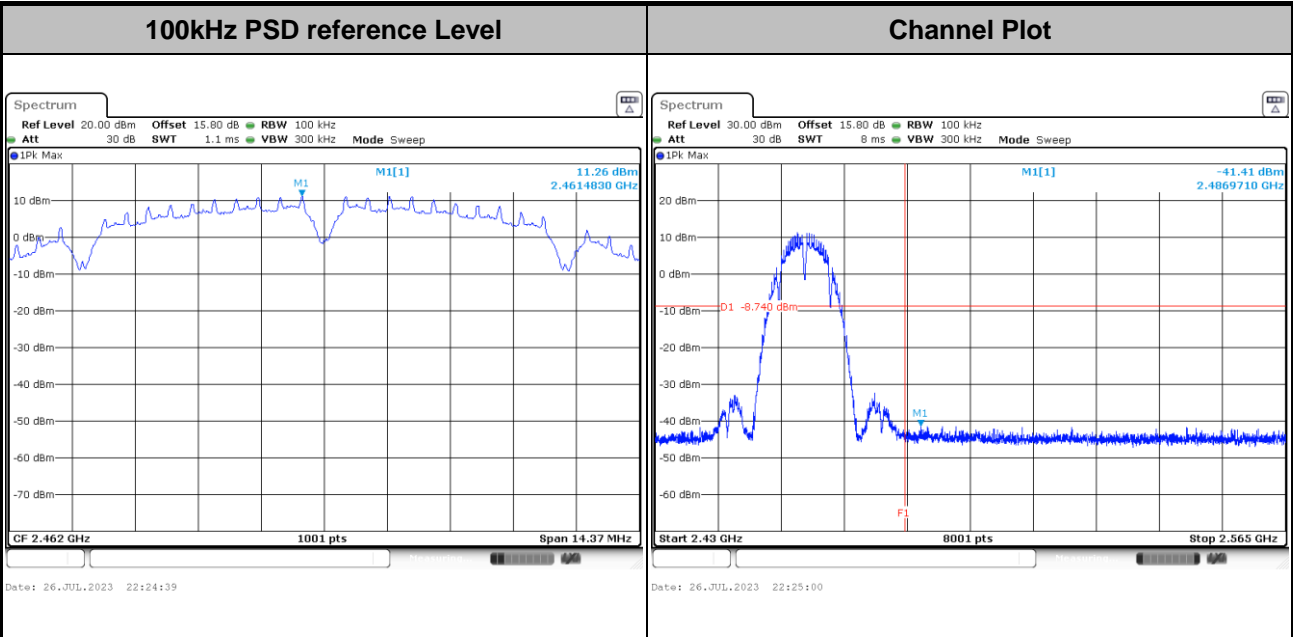


Test Mode :	802.11b	Test Channel :	06
-------------	---------	----------------	----



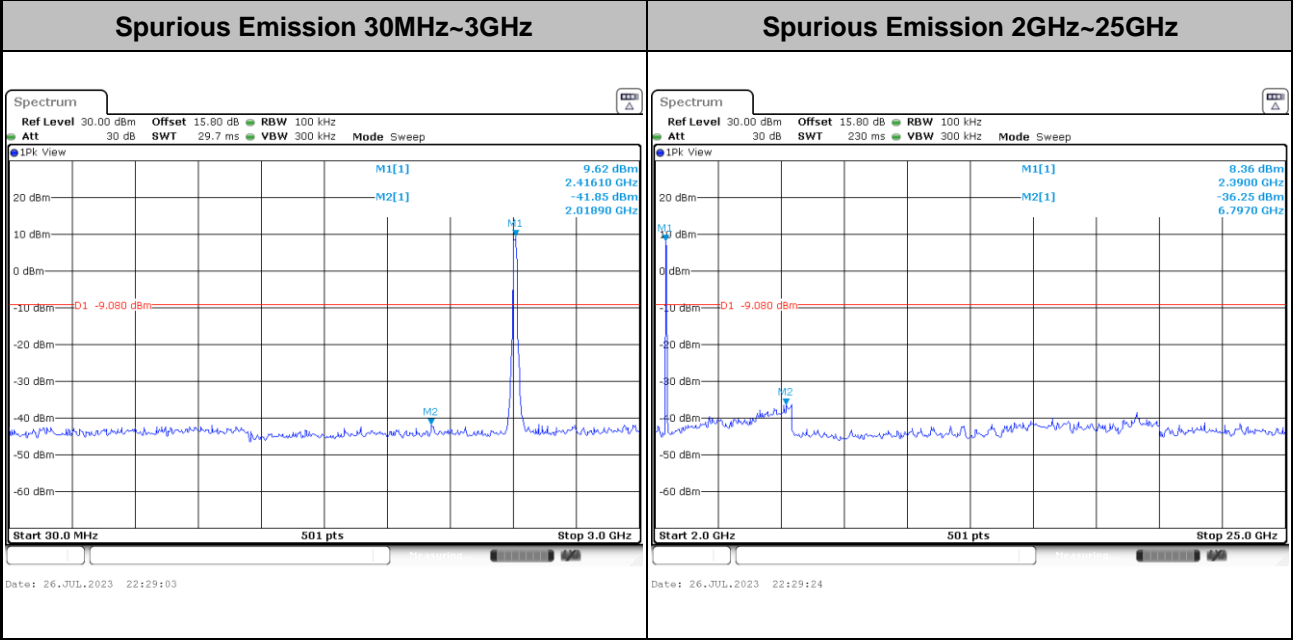
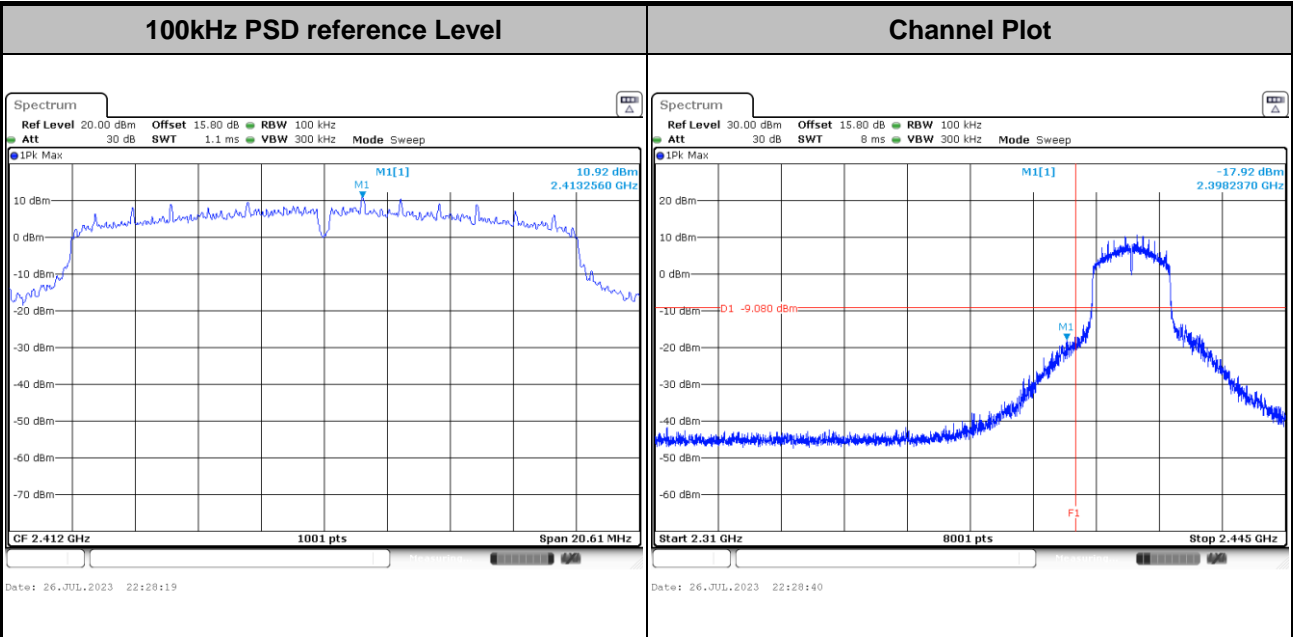


Test Mode : 802.11b Test Channel : 11



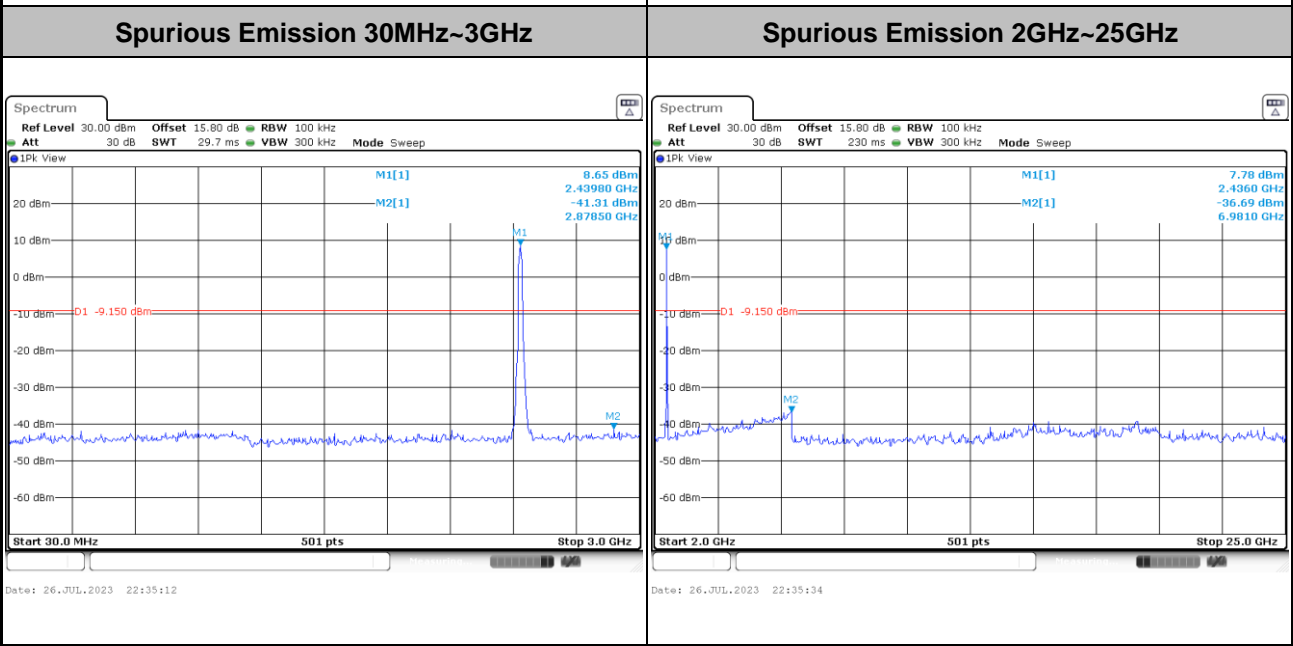
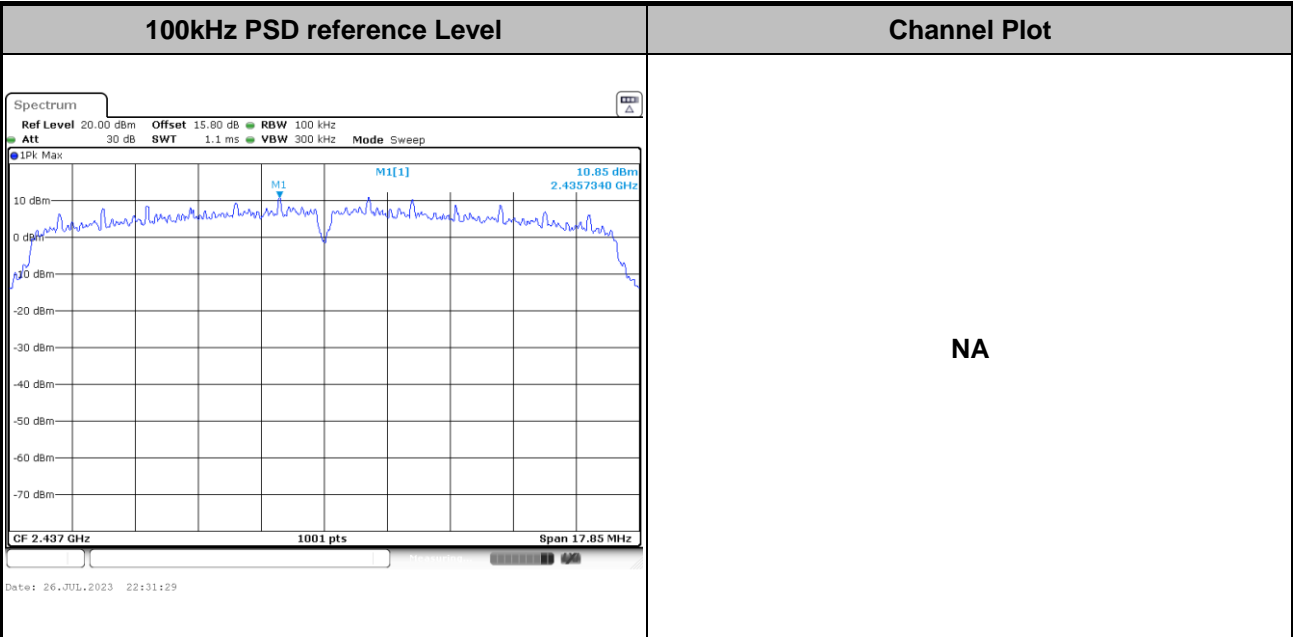


Test Mode : 802.11g Test Channel : 01



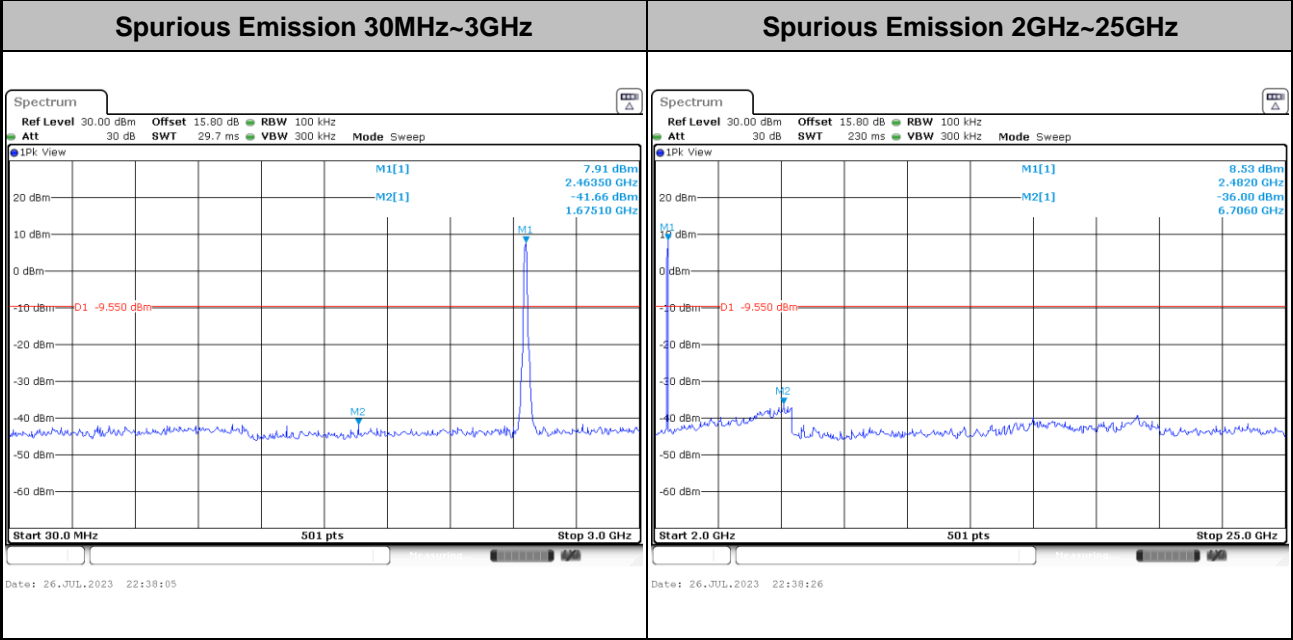
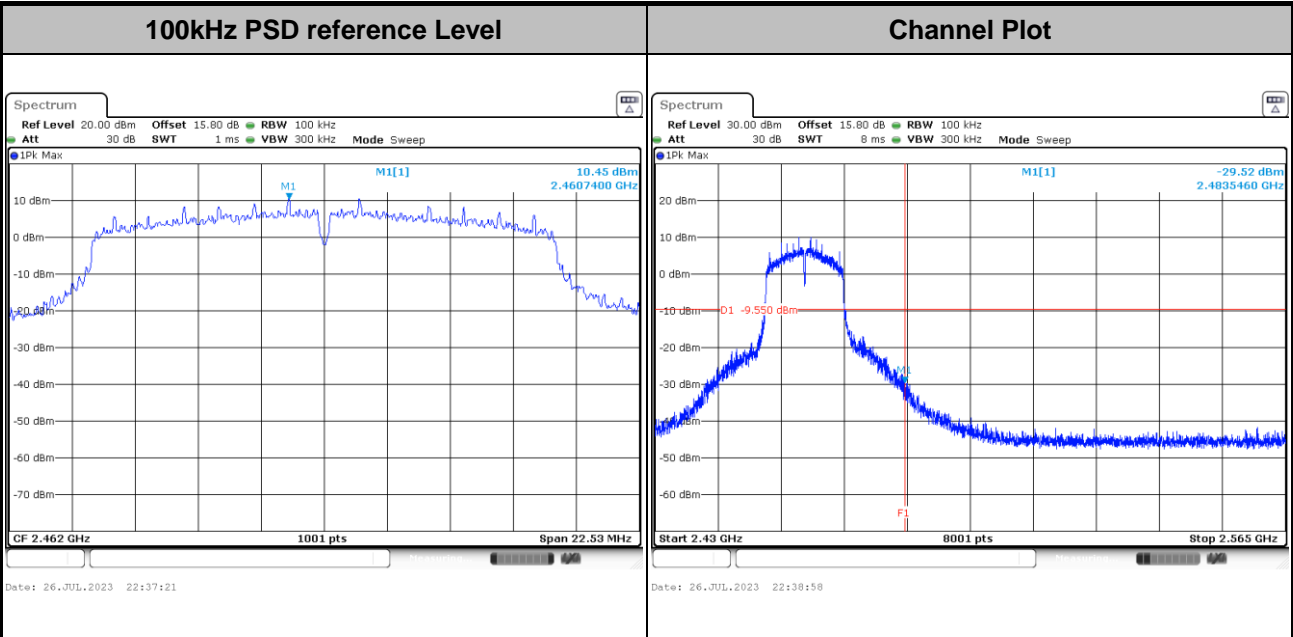


Test Mode :	802.11g	Test Channel :	06
-------------	---------	----------------	----



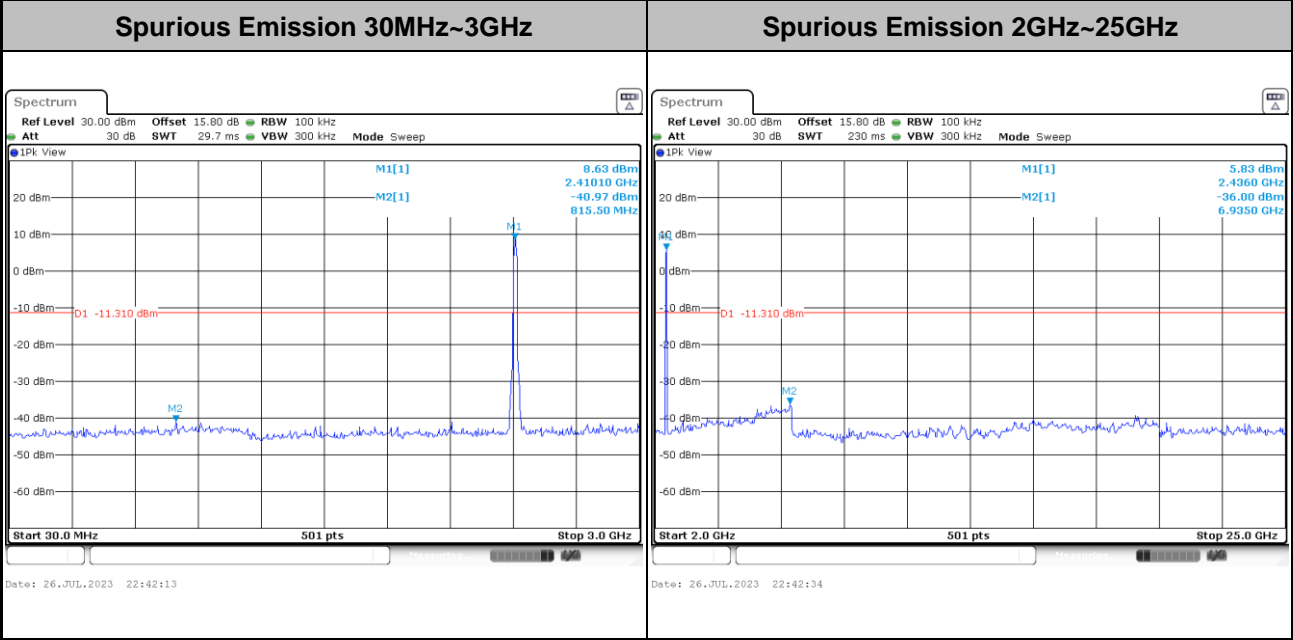
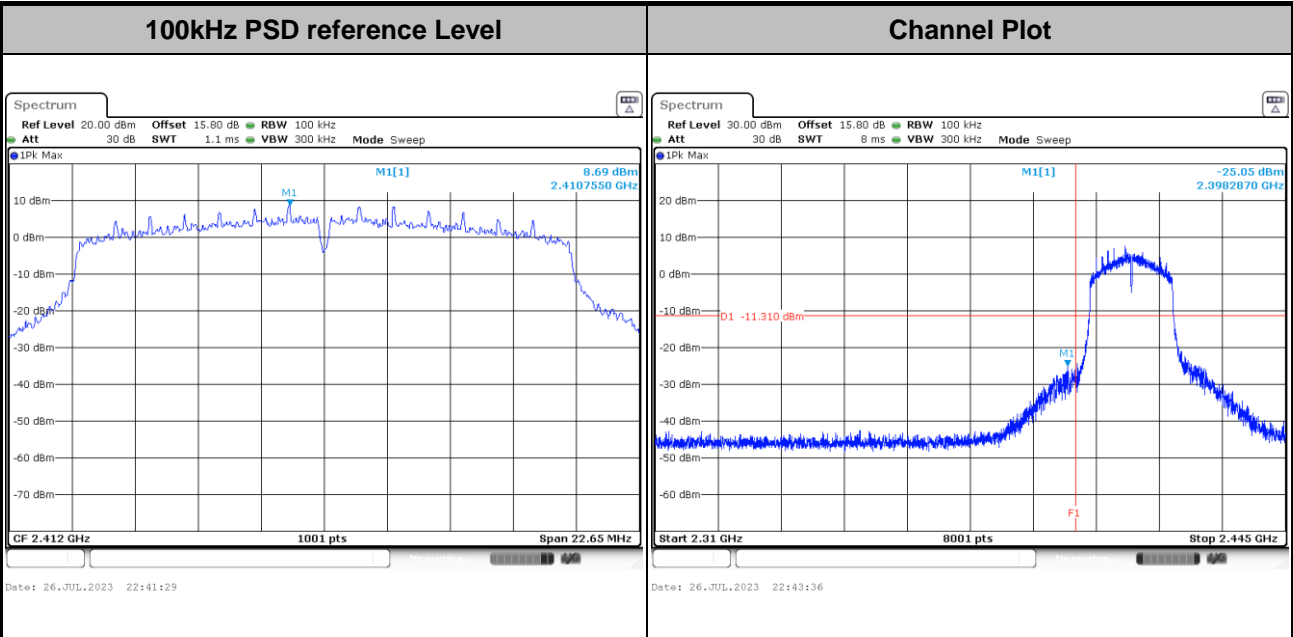


Test Mode :	802.11g	Test Channel :	11
-------------	---------	----------------	----



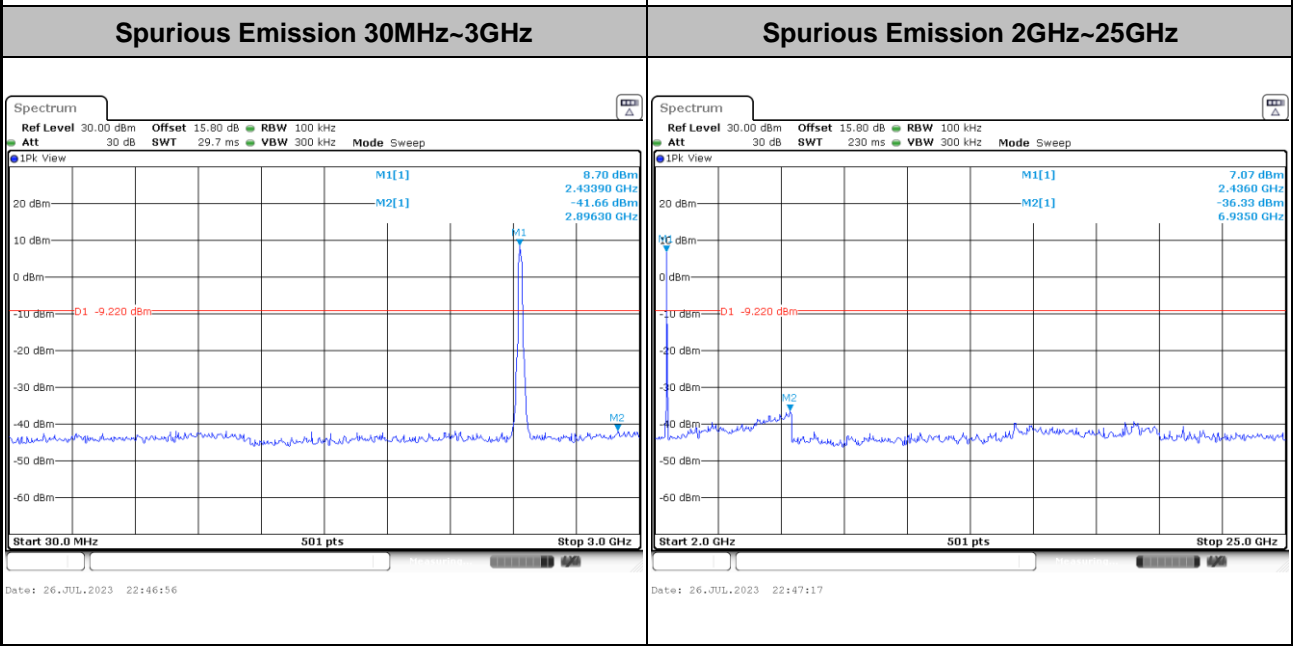
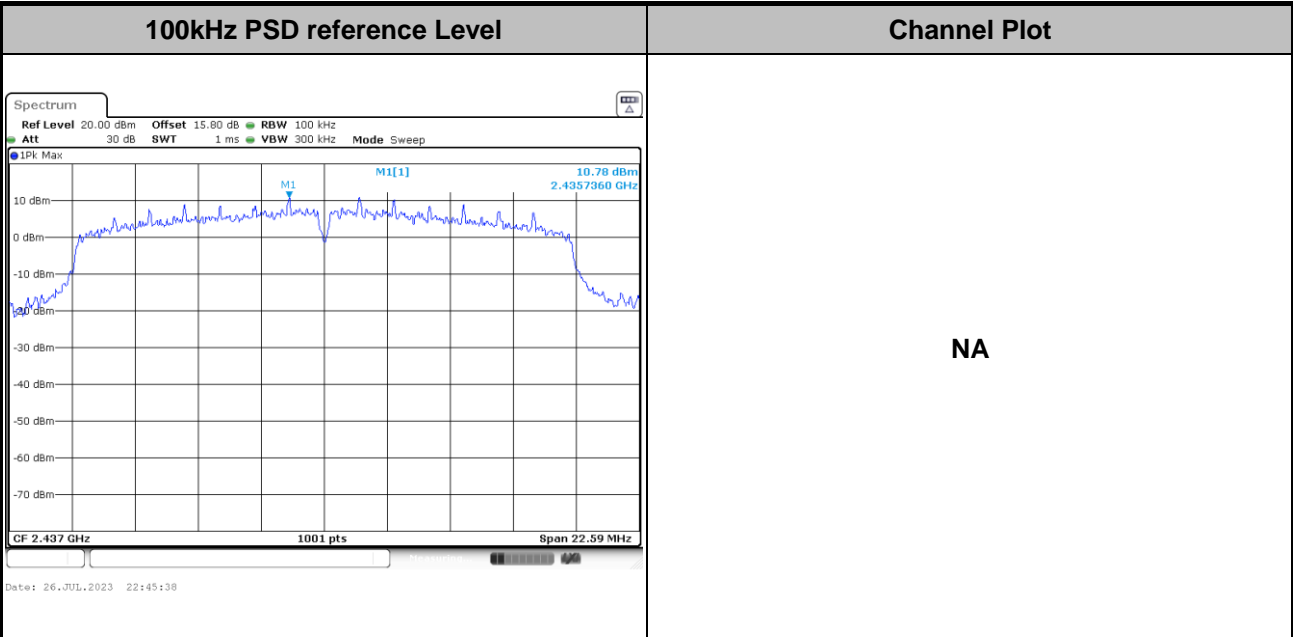


Test Mode : 802.11n HT20 Test Channel : 01



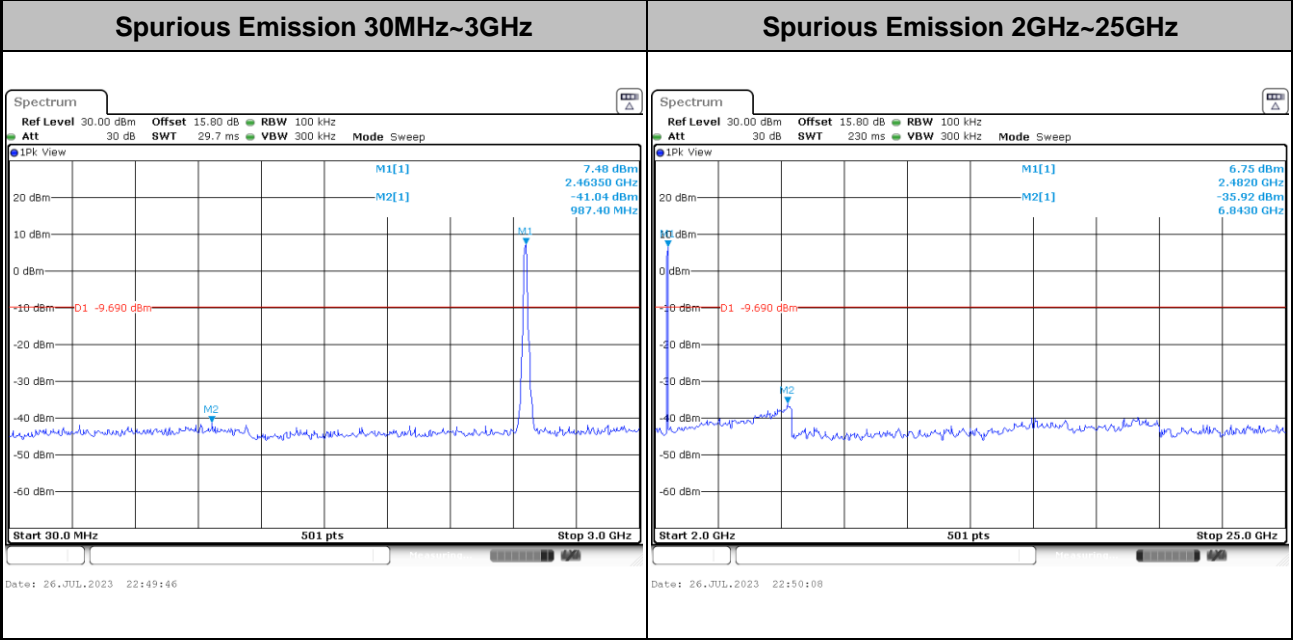
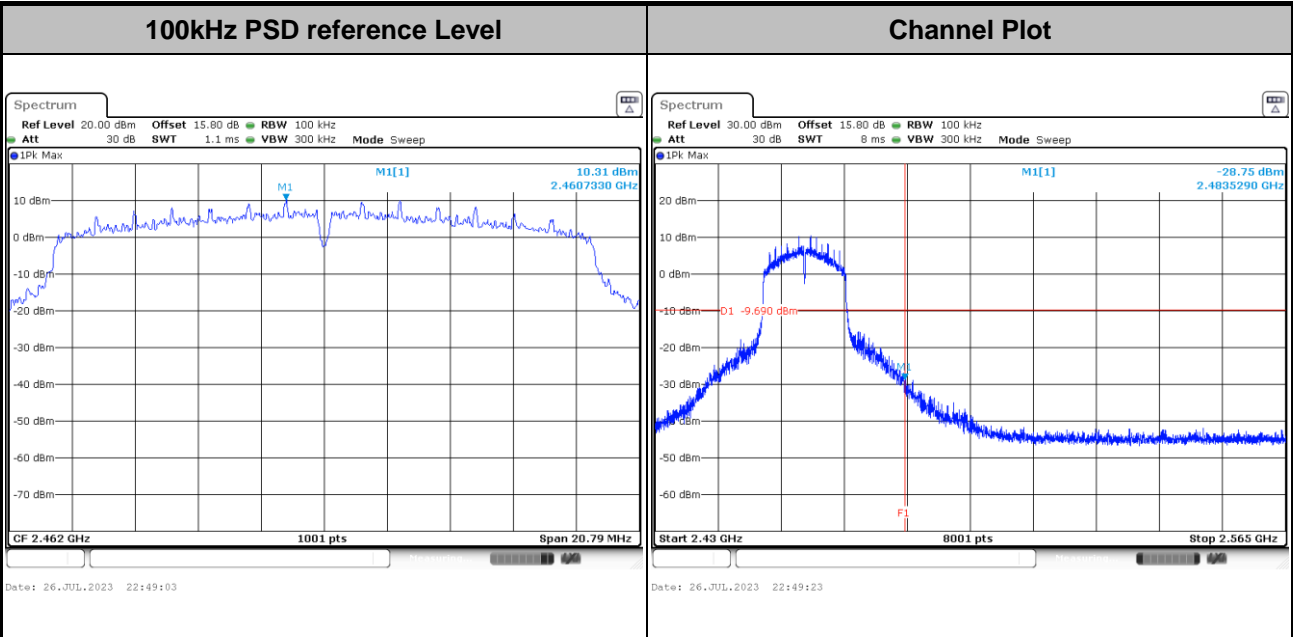


Test Mode :	802.11n HT20	Test Channel :	06
-------------	--------------	----------------	----



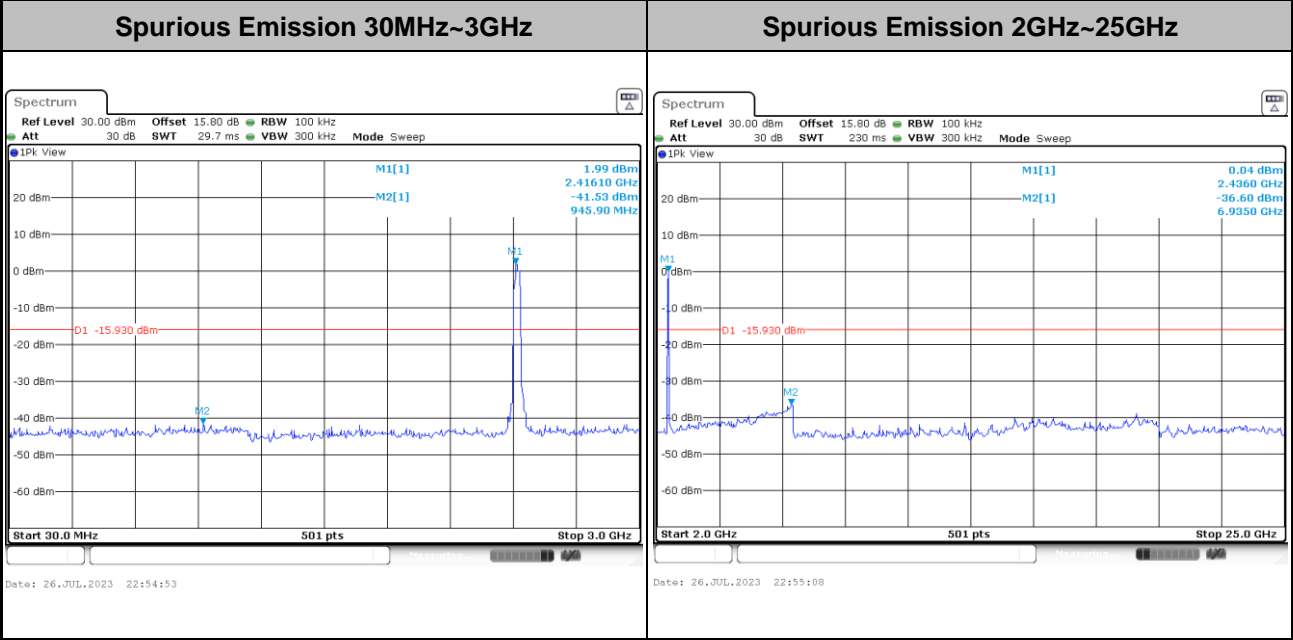
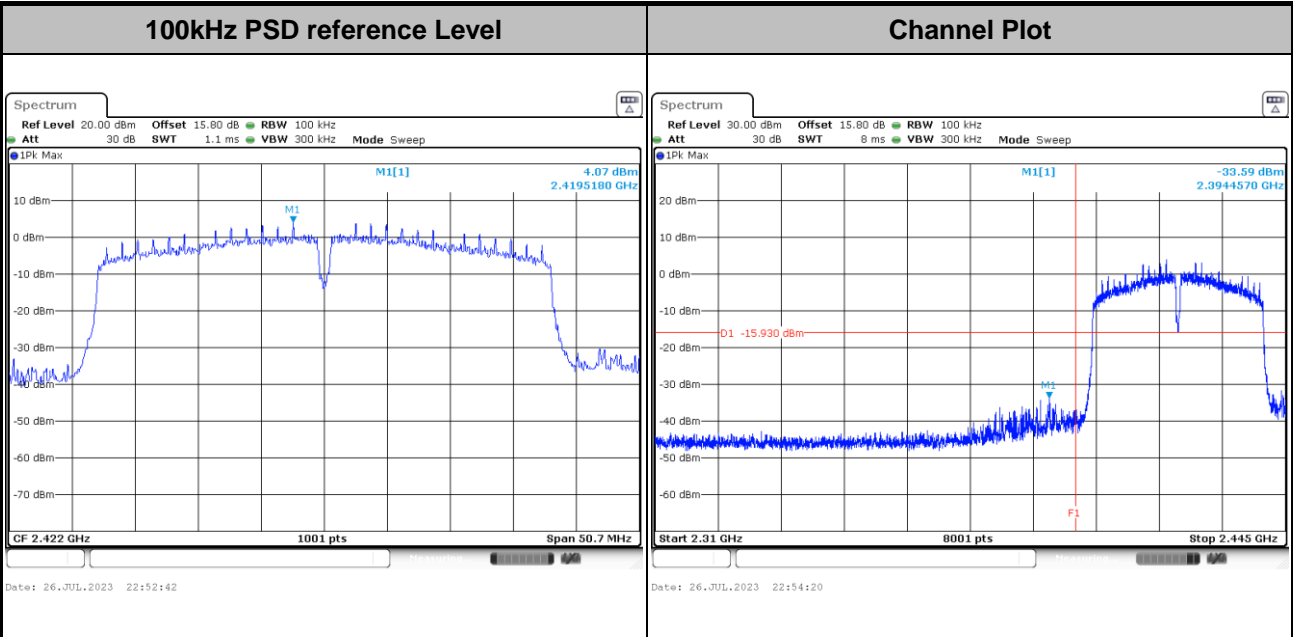


Test Mode :	802.11n HT20	Test Channel :	11
-------------	--------------	----------------	----



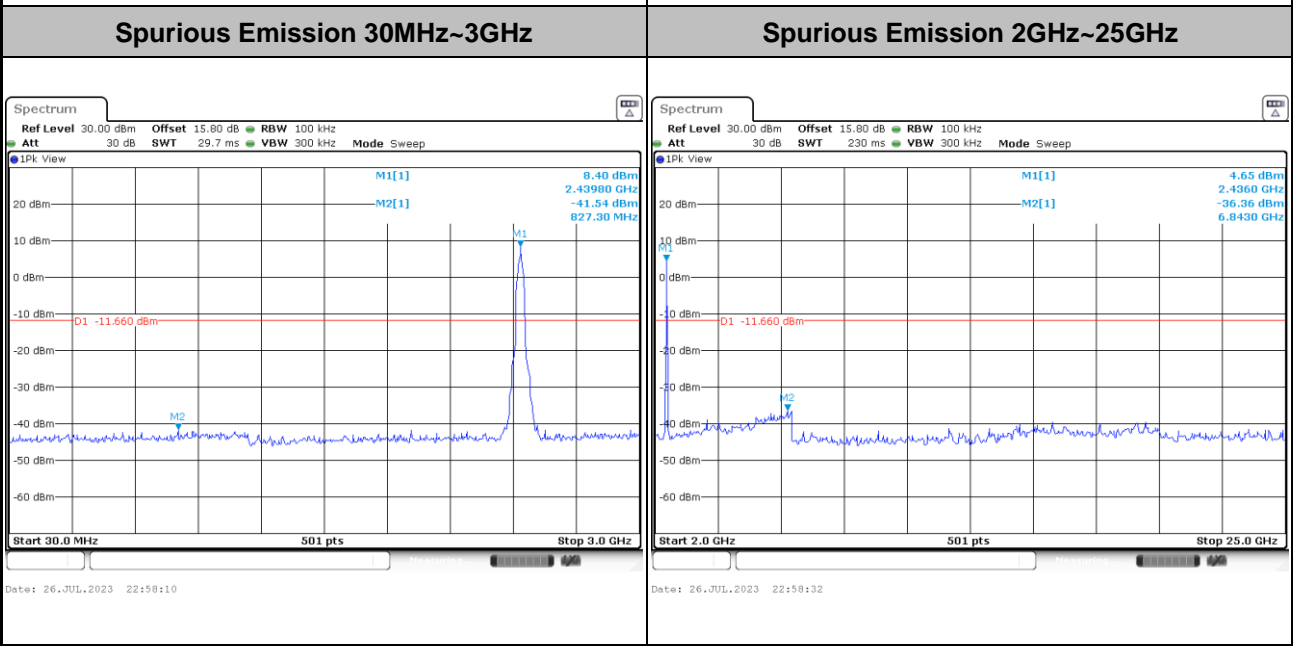
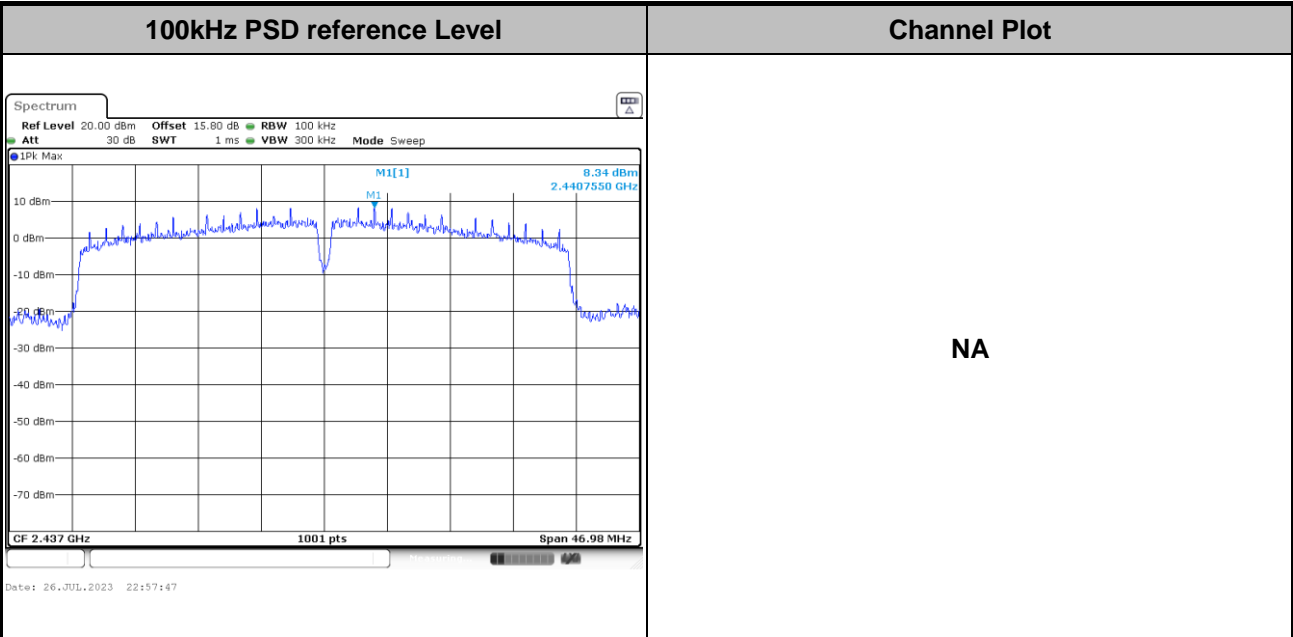


Test Mode : 802.11n HT40 Test Channel : 03



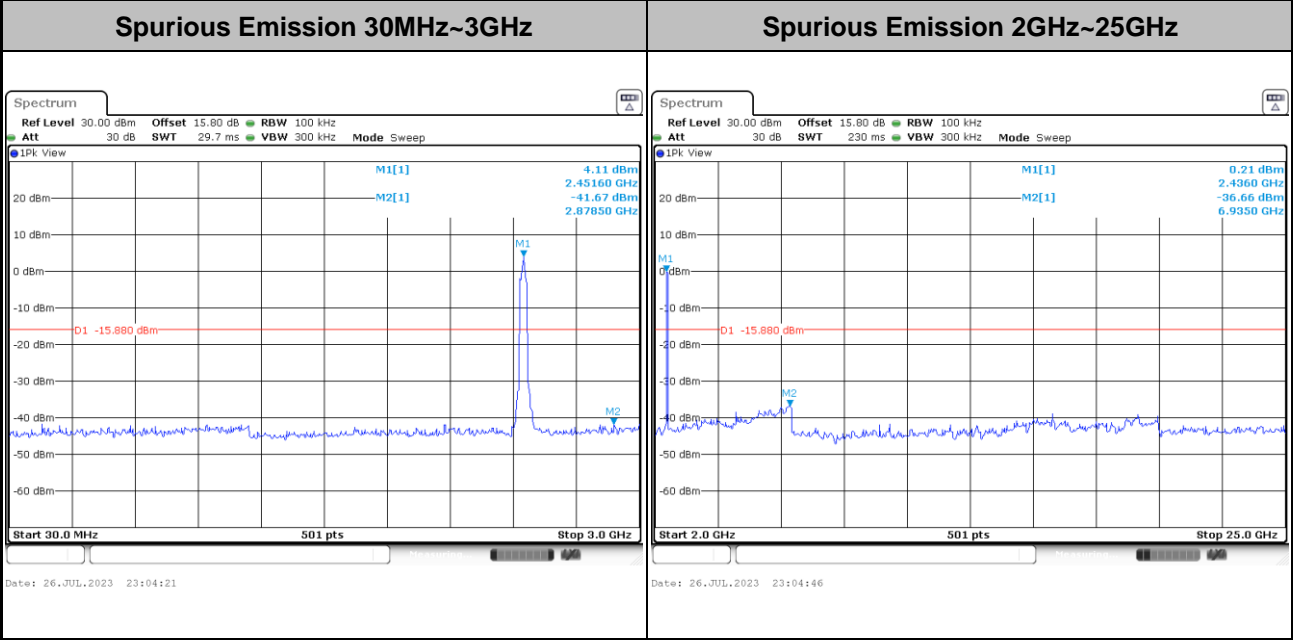
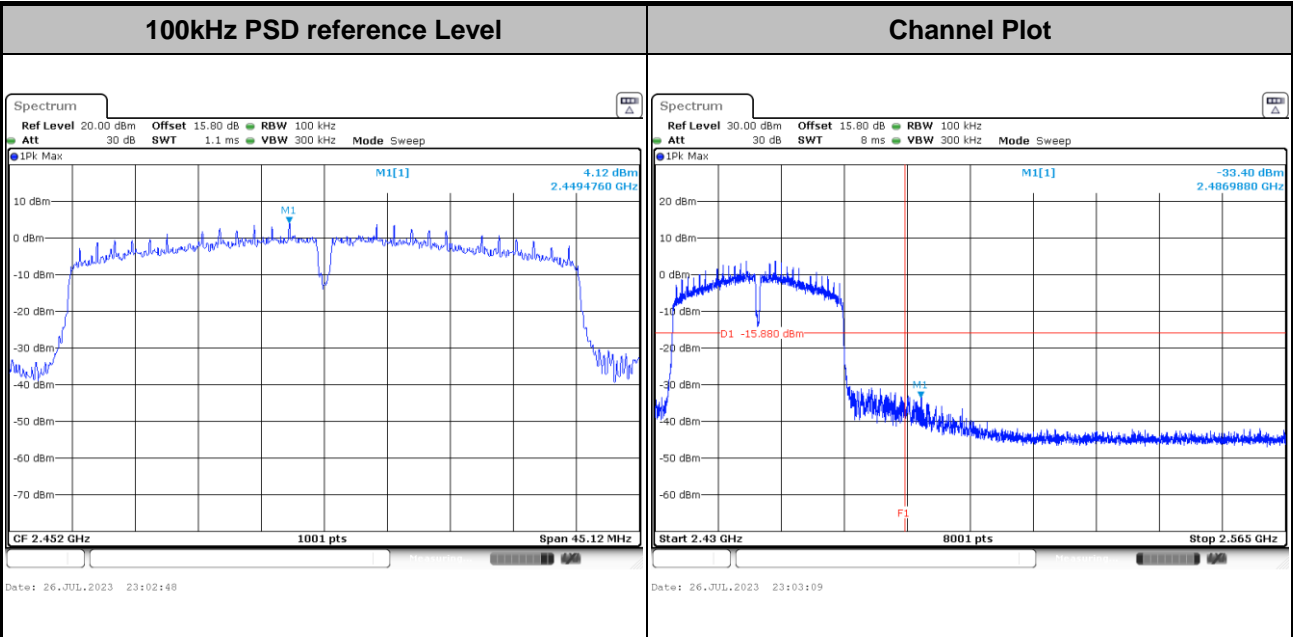


Test Mode :	802.11n HT40	Test Channel :	06
-------------	--------------	----------------	----





Test Mode : 802.11n HT40 Test Channel : 09





3.5 Radiated Band Edges and Spurious Emission Measurement

3.5.1 Limit of Radiated band edge and Spurious Emission Measurement

In any 100 kHz bandwidth outside the intentional radiator frequency band, all harmonics/spurious must be at least 20 dB below the highest emission level within the authorized band. If the output power of this device was measured by spectrum analyzer, the attenuation under this paragraph shall be 30 dB instead of 20 dB. In addition, radiated emissions which fall in the restricted bands must also comply with the limits as below.

Frequency (MHz)	Field Strength (microvolts/meter)	Measurement Distance (meters)
0.009 – 0.490	2400/F(kHz)	300
0.490 – 1.705	24000/F(kHz)	30
1.705 – 30.0	30	30
30 – 88	100	3
88 – 216	150	3
216 - 960	200	3
Above 960	500	3

3.5.2 Measuring Instruments

The measuring equipment is listed in the section 4 of this test report.

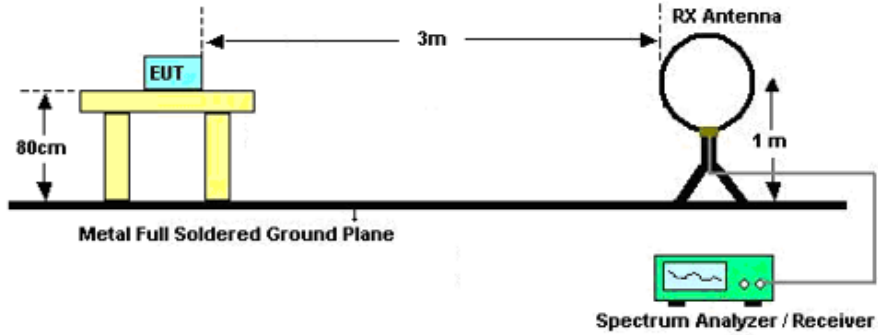


3.5.3 Test Procedures

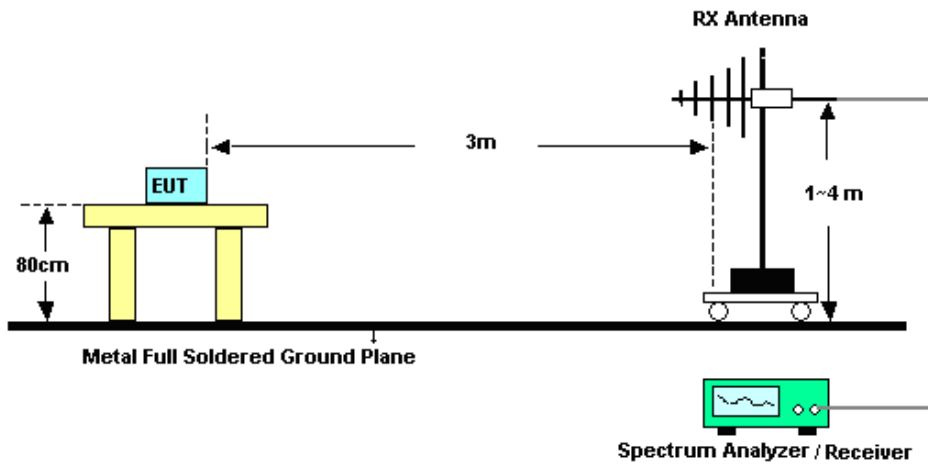
1. The testing follows ANSI C63.10-2013 clause 11.11 & 11.12
2. The EUT was arranged to its worst case and then tune the antenna tower (from 1 m to 4 m) and turntable (from 0 degree to 360 degrees) to find the maximum reading. A pre-amp and a high pass filter are used for the test in order to get better signal level.
3. The EUT was placed on a turntable with 0.8 meter for frequency below 1GHz and 1.5 meter for frequency above 1GHz respectively above ground.
4. The EUT was set 3 meters from the interference receiving antenna, which was mounted on the top of a variable height antenna tower.
5. Corrected Reading: Antenna Factor + Cable Loss + Read Level - Preamp Factor = Level
6. For testing below 1GHz, if the emission level of the EUT in peak mode was 3 dB lower than the limit specified, then peak values of EUT will be reported, otherwise, the emissions will be repeated one by one using the CISPR quasi-peak method and reported.
7. For testing above 1GHz, the emission level of the EUT in peak mode was 20dB lower than peak limit (that means the emission level in average mode also complies with the limit in average mode), then peak values of EUT will be reported, otherwise, the emissions will be measured in average mode again and reported.
8. Use the following spectrum analyzer settings:
 - (1) Span shall wide enough to fully capture the emission being measured;
 - (2) Set RBW=100 kHz for $f < 1$ GHz; VBW \geq RBW; Sweep = auto; Detector function = peak; Trace = max hold;
 - (3) Set RBW = 1 MHz, VBW= 3MHz for $f \geq 1$ GHz for peak measurement.
For average measurement:
 - VBW = 10 Hz, when duty cycle is no less than 98 percent.
 - VBW $\geq 1/T$, when duty cycle is less than 98 percent where T is the minimum transmission duration over which the transmitter is on and is transmitting at its maximum power control level for the tested mode of operation.

3.5.4 Test Setup

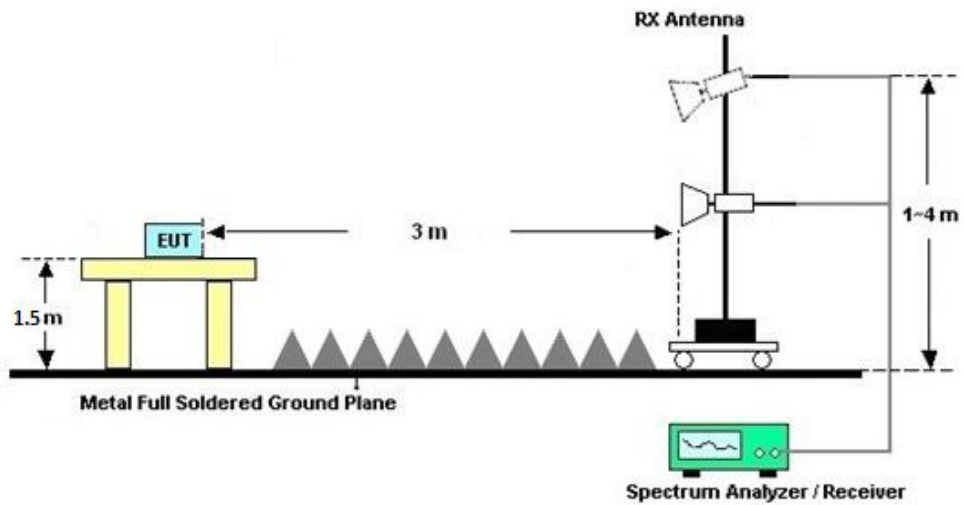
For radiated emissions below 30MHz



For radiated emissions from 30MHz to 1GHz



For radiated emissions above 1GHz





3.5.5 Test Results of Radiated Spurious Emissions (9kHz ~ 30MHz)

The low frequency, which started from 9 kHz to 30MHz, was pre-scanned and the result which was 20dB lower than the limit line was not reported.

There is a comparison data of both open-field test site and semi-Anechoic chamber, and the result came out very similar.

3.5.6 Test Result of Radiated Spurious at Band Edges

Please refer to Appendix C.

3.5.7 Duty Cycle

Please refer to Appendix D.

3.5.8 Test Result of Radiated Spurious Emission (30MHz ~ 10th Harmonic or 40GHz, whichever is lower)

Please refer to Appendix C.



3.6 AC Conducted Emission Measurement

3.6.1 Limit of AC Conducted Emission

For equipment that is designed to be connected to the public utility (AC) power line, the radio frequency voltage that is conducted back onto the AC power line on any frequency or frequencies within the band 150 kHz to 30 MHz shall not exceed the limits in the following table.

Frequency of Emission (MHz)	Conducted Limit (dBµV)	
	Quasi-Peak	Average
0.15-0.5	66 to 56*	56 to 46*
0.5-5	56	46
5-30	60	50

*Decreases with the logarithm of the frequency.

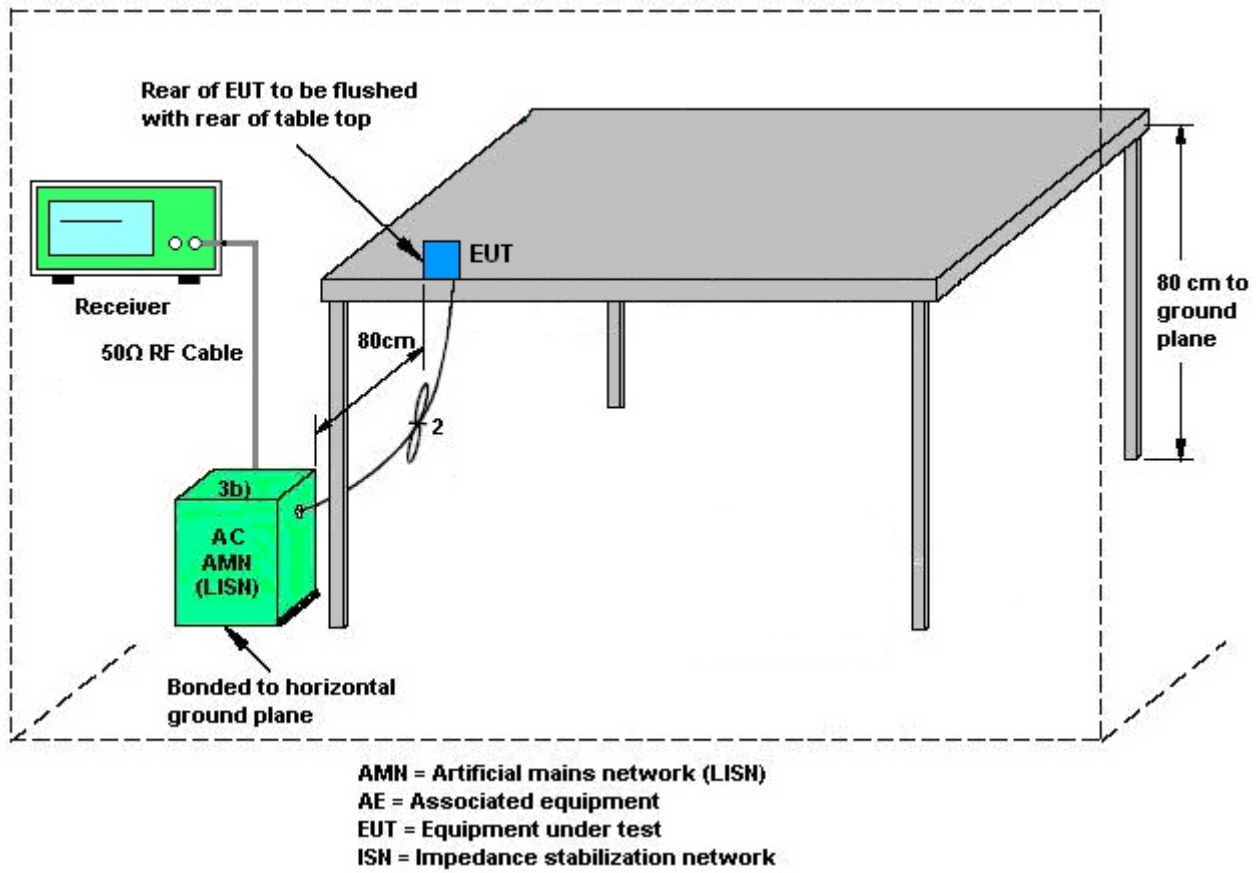
3.6.2 Measuring Instruments

The measuring equipment is listed in the section 4 of this test report.

3.6.3 Test Procedures

1. The EUT was placed 0.4 meter from the conducting wall of the shielding room, and it was kept at least 80 centimeters from any other grounded conducting surface.
2. Connect EUT to the power mains through a line impedance stabilization network (LISN).
3. All the support units are connecting to the other LISN.
4. The LISN provides 50 ohm coupling impedance for the measuring instrument.
5. The FCC states that a 50 ohm, 50 microhenry LISN should be used.
6. Both sides of AC line were checked for maximum conducted interference.
7. The frequency range from 150 kHz to 30 MHz was searched.
8. Set the test-receiver system to Peak Detect Function and specified bandwidth (IF bandwidth = 9kHz) with Maximum Hold Mode.

3.6.4 Test Setup



3.6.5 Test Result of AC Conducted Emission

Please refer to Appendix B.



3.7 Antenna Requirements

3.7.1 Standard Applicable

If directional gain of transmitting Antennas is greater than 6dBi, the power shall be reduced by the same level in dB comparing to gain minus 6dBi. The use of a permanently attached Antenna or of an Antenna that uses a unique coupling to the intentional radiator shall be considered sufficient to comply with the rule.

3.7.2 Antenna Anti-Replacement Construction

An embedded-in antenna design is used.

3.7.3 Antenna Gain

The antenna peak gain of EUT is less than 6 dBi. Therefore, it is not necessary to reduce maximum peak output power limit.



4 List of Measuring Equipment

Instrument	Manufacturer	Model No.	Serial No.	Characteristics	Calibration Date	Test Date	Due Date	Remark
EMI Receiver	R&S	ESCI7	100768	9kHz~7GHz;	May 16, 2023	Aug. 11, 2023	May 15, 2024	Conduction (CO01-KS)
AC LISN (for auxiliary equipment)	MessTec	AN3016	060103	9kHz~30MHz	Oct. 13, 2022	Aug. 11, 2023	Oct. 12, 2023	Conduction (CO01-KS)
AC LISN	MessTec	AN3016	060105	9kHz~30MHz	May 16, 2023	Aug. 11, 2023	May 15, 2024	Conduction (CO01-KS)
AC Power Source	Chroma	61602	ABP00000811	AC 0V~300V, 45Hz~1000Hz	Oct. 12, 2022	Aug. 11, 2023	Oct. 11, 2023	Conduction (CO01-KS)
Spectrum Analyzer	R&S	FSV30	101338	10Hz~30GHz	May 16, 2023	Jul. 26, 2023~Jul. 28, 2023	May 15, 2024	Conducted (TH01-KS)
Spectrum Analyzer	R&S	FSV40	101040	10Hz~40GHz	Oct. 12, 2022	Jul. 26, 2023~Jul. 28, 2023	Oct. 11, 2023	Conducted (TH01-KS)
Pulse Power Sensor	Anritsu	MA2411B	0917070	300MHz~40GHz	Jan. 05, 2023	Jul. 26, 2023~Jul. 28, 2023	Jan. 04, 2024	Conducted (TH01-KS)
Power Meter	Anritsu	ML2495A	1005002	50MHz Bandwidth	Jan. 05, 2023	Jul. 26, 2023~Jul. 28, 2023	Jan. 04, 2024	Conducted (TH01-KS)
Pulse Power Sensor	Anritsu	MA2411B	1339163	300MHz~40GHz	Oct. 12, 2022	Jul. 26, 2023~Jul. 28, 2023	Oct. 11, 2023	Conducted (TH01-KS)
Power Meter	Anritsu	ML2495A	1435004	50MHz Bandwidth	Jan. 05, 2023	Jul. 26, 2023~Jul. 28, 2023	Jan. 04, 2024	Conducted (TH01-KS)
EMI Test Receiver	R&S	ESR7	101403	9kHz~7GHz;Max 30dBm	Oct. 12, 2022	Jul. 26, 2023~Aug. 28, 2023	Oct. 11, 2023	Radiation (03CH07-KS)
EXA Spectrum Analyzer	Keysight	N9010A	MY55370528	10Hz-44G,MAX 30dB	Oct. 12, 2022	Jul. 26, 2023~Aug. 28, 2023	Oct. 11, 2023	Radiation (03CH07-KS)
Loop Antenna	R&S	HFH2-Z2E	101125	9kHz~30MHz	Sep. 22, 2022	Jul. 26, 2023~Aug. 28, 2023	Sep. 21, 2023	Radiation (03CH07-KS)
Bilog Antenna	TeseQ	CBL6111D	59913	30MHz-1GHz	Aug. 12, 2023	Jul. 26, 2023~Aug. 28, 2023	Aug. 11, 2024	Radiation (03CH07-KS)
Double Ridge Horn Antenna	ETS-Lindgren	3117	00218642	1GHz~18GHz	Apr. 06, 2023	Jul. 26, 2023~Aug. 28, 2023	Apr. 05, 2024	Radiation (03CH07-KS)
SHF-EHF Horn	Com-power	AH-840	101115	18GHz~40GHz	Oct. 17, 2022	Jul. 26, 2023~Aug. 28, 2023	Oct. 16, 2023	Radiation (03CH07-KS)
high gain Amplifier	EM	EM01G18GA	060840	1Ghz-18Ghz	Oct. 12, 2022	Jul. 26, 2023~Aug. 28, 2023	Oct. 11, 2023	Radiation (03CH07-KS)
Amplifier	SONOMA	310N	413740	9KHz-1GHz	Jan. 05, 2023	Jul. 26, 2023~Aug. 28, 2023	Jan. 04, 2024	Radiation (03CH07-KS)
Amplifier	EM	EM01G18GA	060834	1Ghz-18Ghz	Oct. 12, 2022	Jul. 26, 2023~Aug. 28, 2023	Oct. 11, 2023	Radiation (03CH07-KS)
Amplifier	EM	EM18G40GG A	060851	18~40GHz	Jan. 05, 2023	Jul. 26, 2023~Aug. 28, 2023	Jan. 04, 2024	Radiation (03CH07-KS)
AC Power Source	Chroma	61601	616010002473	N/A	NCR	Jul. 26, 2023~Aug. 28, 2023	NCR	Radiation (03CH07-KS)
Turn Table	EM	EM 1000-T	N/A	0~360 degree	NCR	Jul. 26, 2023~Aug. 28, 2023	NCR	Radiation (03CH07-KS)
Antenna Mast	EM	EM 1000-A	N/A	1 m~4 m	NCR	Jul. 26, 2023~Aug. 28, 2023	NCR	Radiation (03CH07-KS)

NCR: No Calibration Required



5 Measurement Uncertainty

The measurement uncertainties shown below were calculated in accordance with the requirements of ANSI 63.10-2013. All the measurement uncertainty value were shown with a coverage K=2 to indicate 95% level of confidence. The measurement data show herein meets or exceeds the CISPR measurement uncertainty values specified in CISPR 16-4-2 and can be compared directly to specified limit to determine compliance.

Uncertainty of Conducted Measurement

Test Item	Uncertainty
Conducted Power	±0.46 dB
Conducted Emissions	±2.26 dB
Occupied Channel Bandwidth	±0.001 %
Conducted Power Spectral Density	±0.88 dB

Uncertainty of Conducted Emission Measurement (150kHz ~ 30MHz)

Measuring Uncertainty for a Level of Confidence of 95% (U = 2Uc(y))	2.94 dB
---	---------

Uncertainty of Radiated Emission Measurement (30 MHz ~ 1000 MHz)

Measuring Uncertainty for a Level of Confidence of 95% (U = 2Uc(y))	6.20 dB
---	---------

Uncertainty of Radiated Emission Measurement (1000 MHz ~ 18000 MHz)

Measuring Uncertainty for a Level of Confidence of 95% (U = 2Uc(y))	4.86 dB
---	---------

Uncertainty of Radiated Emission Measurement (18000 MHz ~ 40000 MHz)

Measuring Uncertainty for a Level of Confidence of 95% (U = 2Uc(y))	5.24 dB
---	---------

----- THE END -----



Appendix A. Conducted Test Results

A1. Conducted Test Results

Test Engineer:	Jacob Zhang	Temperature:	21~25	°C
Test Date:	2023/7/26~2023/7/28	Relative Humidity:	51~54	%

TEST RESULTS DATA
6dB and 99% Occupied Bandwidth

2.4GHz Band Single Antenna								
Mod.	Data Rate	NTX	CH.	Freq. (MHz)	99% Occupied BW (MHz)	6dB BW (MHz)	6dB BW Limit (MHz)	Pass/Fail
					Ant1	Ant1		
11b	1Mbps	1	1	2412	13.84	10.02	0.50	Pass
11b	1Mbps	1	6	2437	14.04	9.08	0.50	Pass
11b	1Mbps	1	11	2462	13.89	9.58	0.50	Pass
11g	6Mbps	1	1	2412	16.78	13.74	0.50	Pass
11g	6Mbps	1	6	2437	16.73	11.90	0.50	Pass
11g	6Mbps	1	11	2462	16.63	15.02	0.50	Pass
HT20	MCS0	1	1	2412	17.48	15.10	0.50	Pass
HT20	MCS0	1	6	2437	17.73	15.06	0.50	Pass
HT20	MCS0	1	11	2462	17.63	13.86	0.50	Pass
HT40	MCS0	1	3	2422	35.26	33.80	0.50	Pass
HT40	MCS0	1	6	2437	35.76	31.32	0.50	Pass
HT40	MCS0	1	9	2452	35.26	30.08	0.50	Pass

TEST RESULTS DATA
Average Output Power
(Report only)

2.4GHz Band Single Antenna											
Mod.	Data Rate	NTX	CH.	Freq. (MHz)	Duty Factor (dB)	Average Conducted Power with duty factor (dBm)	Conducted Power Limit (dBm)	DG (dBi)	EIRP Power (dBm)	EIRP Power Limit (dBm)	Pass /Fail
					Ant 1	Ant1	Ant1	Ant1	Ant1	Ant1	
11b	1Mbps	1	1	2412	0.18	21.70	30.00	-0.75	20.95	36.00	Pass
11b	1Mbps	1	6	2437	0.18	21.73	30.00	-0.75	20.98	36.00	Pass
11b	1Mbps	1	11	2462	0.18	21.36	30.00	-0.75	20.61	36.00	Pass
11g	6Mbps	1	1	2412	0.32	21.93	30.00	-0.75	21.18	36.00	Pass
11g	6Mbps	1	6	2437	0.32	21.85	30.00	-0.75	21.10	36.00	Pass
11g	6Mbps	1	11	2462	0.32	21.47	30.00	-0.75	20.72	36.00	Pass
HT20	MCS0	1	1	2412	0.43	19.65	30.00	-0.75	18.90	36.00	Pass
HT20	MCS0	1	6	2437	0.43	21.77	30.00	-0.75	21.02	36.00	Pass
HT20	MCS0	1	11	2462	0.43	21.41	30.00	-0.75	20.66	36.00	Pass
HT40	MCS0	1	3	2422	0.79	17.32	30.00	-0.75	16.57	36.00	Pass
HT40	MCS0	1	6	2437	0.79	20.17	30.00	-0.75	19.42	36.00	Pass
HT40	MCS0	1	9	2452	0.79	17.35	30.00	-0.75	16.60	36.00	Pass

TEST RESULTS DATA
Peak Output Power

2.4GHz Band Single Antenna										
Mod.	Data Rate	NTX	CH.	Freq. (MHz)	Peak Conducted Power (dBm)	Conducted Power Limit (dBm)	DG (dBi)	EIRP Power (dBm)	EIRP Power Limit (dBm)	Pass /Fail
					Ant1	Ant1	Ant1	Ant1	Ant1	
11b	1Mbps	1	1	2412	24.17	30.00	-0.75	23.42	36.00	Pass
11b	1Mbps	1	6	2437	24.21	30.00	-0.75	23.46	36.00	Pass
11b	1Mbps	1	11	2462	23.74	30.00	-0.75	22.99	36.00	Pass
11g	6Mbps	1	1	2412	28.74	30.00	-0.75	27.99	36.00	Pass
11g	6Mbps	1	6	2437	28.69	30.00	-0.75	27.94	36.00	Pass
11g	6Mbps	1	11	2462	28.43	30.00	-0.75	27.68	36.00	Pass
HT20	MCS0	1	1	2412	28.58	30.00	-0.75	27.83	36.00	Pass
HT20	MCS0	1	6	2437	28.54	30.00	-0.75	27.79	36.00	Pass
HT20	MCS0	1	11	2462	28.49	30.00	-0.75	27.74	36.00	Pass
HT40	MCS0	1	3	2422	27.21	30.00	-0.75	26.46	36.00	Pass
HT40	MCS0	1	6	2437	28.46	30.00	-0.75	27.71	36.00	Pass
HT40	MCS0	1	9	2452	27.62	30.00	-0.75	26.87	36.00	Pass

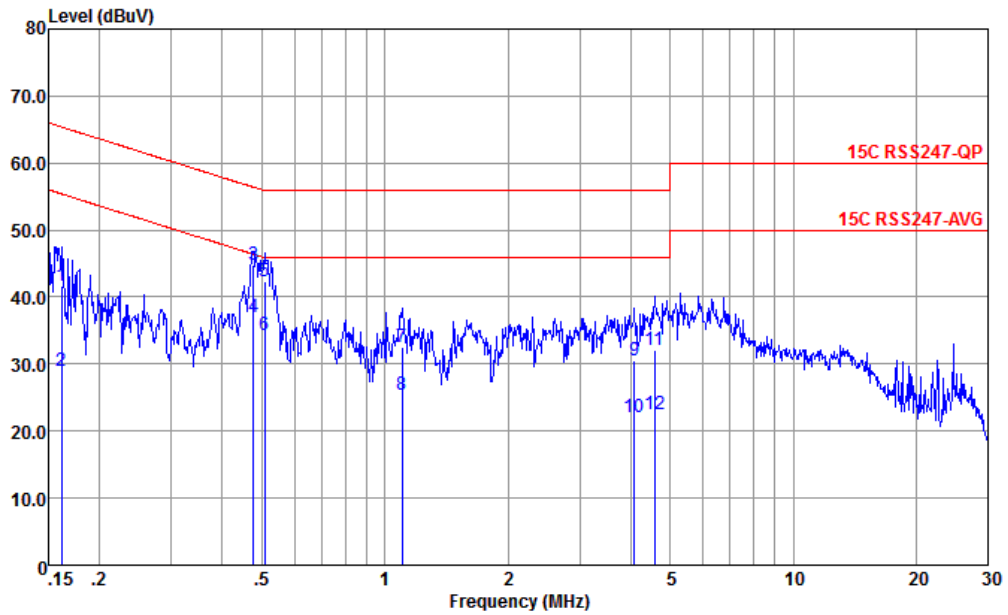
TEST RESULTS DATA
Peak Power Spectral Density

2.4GHz Band Single Antenna								
Mod.	Data Rate	NTX	CH.	Freq. (MHz)	Peak PSD (dBm/3kHz)	DG (dBi)	Peak PSD Limit (dBm/3kHz)	Pass/Fail
					Ant1	Ant1	Ant1	
11b	1Mbps	1	1	2412	-1.69	-0.75	8.00	Pass
11b	1Mbps	1	6	2437	-1.83	-0.75	8.00	Pass
11b	1Mbps	1	11	2462	-1.40	-0.75	8.00	Pass
11g	6Mbps	1	1	2412	-3.03	-0.75	8.00	Pass
11g	6Mbps	1	6	2437	-3.92	-0.75	8.00	Pass
11g	6Mbps	1	11	2462	-3.82	-0.75	8.00	Pass
HT20	MCS0	1	1	2412	-6.15	-0.75	8.00	Pass
HT20	MCS0	1	6	2437	-3.58	-0.75	8.00	Pass
HT20	MCS0	1	11	2462	-3.45	-0.75	8.00	Pass
HT40	MCS0	1	3	2422	-10.82	-0.75	8.00	Pass
HT40	MCS0	1	6	2437	-8.32	-0.75	8.00	Pass
HT40	MCS0	1	9	2452	-10.83	-0.75	8.00	Pass



Appendix B. AC Conducted Emission Test Results

Test Engineer :	Amos	Temperature :	25.3~26.2°C
		Relative Humidity :	38~40%
Test Voltage :	120Vac / 60Hz	Phase :	Line
Remark :	All emissions not reported here are more than 10 dB below the prescribed limit.		

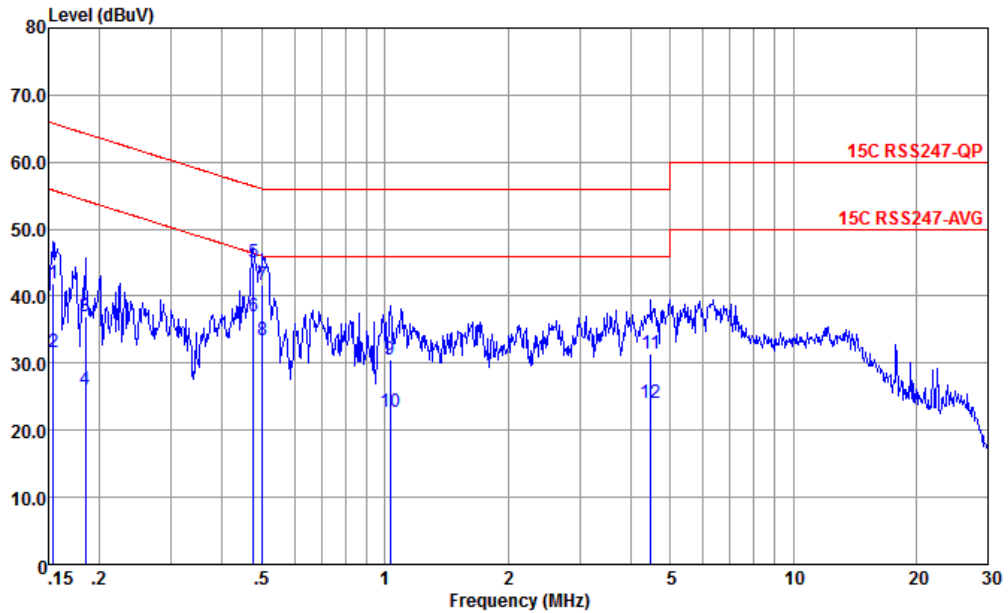


Site : CO01-KS
 Condition : 15C RSS247-QP LISN-060105-L 2023 LINE

	Freq	Level	Over	Limit	Read	LISN	Cable	Remark
	MHz	dBuV	Limit	Line	Level	Factor	Loss	
			dB	dBuV	dBuV	dB	dB	
1	0.162	41.67	-23.71	65.38	31.20	0.04	10.43	QP
2	0.162	28.97	-26.41	55.38	18.50	0.04	10.43	Average
3	0.476	44.81	-11.60	56.41	34.60	-0.02	10.23	QP
4 *	0.476	37.01	-9.40	46.41	26.80	-0.02	10.23	Average
5	0.507	42.38	-13.62	56.00	32.20	-0.03	10.21	QP
6	0.507	34.38	-11.62	46.00	24.20	-0.03	10.21	Average
7	1.100	32.50	-23.50	56.00	22.51	-0.11	10.10	QP
8	1.100	25.50	-20.50	46.00	15.51	-0.11	10.10	Average
9	4.092	30.44	-25.56	56.00	20.50	-0.12	10.06	QP
10	4.092	22.14	-23.86	46.00	12.20	-0.12	10.06	Average
11	4.574	32.13	-23.87	56.00	22.20	-0.13	10.06	QP
12	4.574	22.53	-23.47	46.00	12.60	-0.13	10.06	Average



Test Engineer :	Amos	Temperature :	25.3~26.2°C
		Relative Humidity :	38~40%
Test Voltage :	120Vac / 60Hz	Phase :	Neutral
Remark :	All emissions not reported here are more than 10 dB below the prescribed limit.		



Site : CO01-KS
 Condition : 15C RSS247-QP LISN-060105-N 2023 NEUTRAL

	Freq	Level	Over	Limit	Read	LISN	Cable	Remark
	MHz	dBuV	Limit	Line	Level	Factor	Loss	
			dB	dBuV	dBuV	dB	dB	
1	0.154	41.97	-23.81	65.78	31.50	0.04	10.43	QP
2	0.154	31.67	-24.11	55.78	21.20	0.04	10.43	Average
3	0.184	37.07	-27.21	64.28	26.60	0.05	10.42	QP
4	0.184	25.97	-28.31	54.28	15.50	0.05	10.42	Average
5	0.476	44.96	-11.45	56.41	34.80	-0.07	10.23	QP
6 *	0.476	37.06	-9.35	46.41	26.90	-0.07	10.23	Average
7	0.502	41.64	-14.36	56.00	31.50	-0.07	10.21	QP
8	0.502	33.44	-12.56	46.00	23.30	-0.07	10.21	Average
9	1.032	30.50	-25.50	56.00	20.49	-0.10	10.11	QP
10	1.032	22.80	-23.20	46.00	12.79	-0.10	10.11	Average
11	4.478	31.43	-24.57	56.00	21.50	-0.13	10.06	QP
12	4.478	24.13	-21.87	46.00	14.20	-0.13	10.06	Average

Note:

1. Level(dBμV) = Read Level(dBμV) + LISN Factor(dB) + Cable Loss(dB)
2. Over Limit(dB) = Level(dBμV) – Limit Line(dBμV)



Appendix C. Radiated Spurious Emission Test Data

Summary of Test Modes

Mode	Band (MHz)	Modulation	Channel	Frequency	Data Rate	Remark
Mode 1	2400-2483.5	802.11b	01	2412	1Mbps	-
Mode 2	2400-2483.5	802.11b	06	2437	1Mbps	-
Mode 3	2400-2483.5	802.11b	11	2462	1Mbps	-
Mode 4	2400-2483.5	802.11g	01	2412	6Mbps	-
Mode 5	2400-2483.5	802.11g	06	2437	6Mbps	-
Mode 6	2400-2483.5	802.11g	11	2462	6Mbps	-
Mode 7	2400-2483.5	802.11n HT20	01	2412	MCS0	-
Mode 8	2400-2483.5	802.11n HT20	06	2437	MCS0	-
Mode 9	2400-2483.5	802.11n HT20	11	2462	MCS0	-
Mode 10	2400-2483.5	802.11n HT40	03	2422	MCS0	-
Mode 11	2400-2483.5	802.11n HT40	06	2437	MCS0	-
Mode 12	2400-2483.5	802.11n HT40	09	2452	MCS0	-
Mode 13	2400-2483.5	802.11g	11	2462	1Mbps	LF
Mode 14	2400-2483.5	802.11g	11	2462	6Mbps	-
	2400-2483.5	Zigbee	26	2480	250Kbps	-



Summary of each worse mode

Mode	Modulation	Ch.	Freq. (MHz)	Level (dBuV/m)	Limit (dBuV/m)	Margin (Db)	Pol.	Peak Avg.	Result	Remark
1	802.11b	01	2386.31	44.39	54.00	-9.61	H	AVERAGE	Pass	Band Edge
1	802.11b	01	5010.00	41.13	54.00	-12.87	V	PEAK	Pass	Harmonic
2	802.11b	06	-	-	-	-	-	-	-	Band Edge
2	802.11b	06	7311.00	43.61	54.00	-10.39	V	AVERAGE	Pass	Harmonic
3	802.11b	11	2488.56	45.48	54.00	-8.52	H	Peak	Pass	Band Edge
3	802.11b	11	5265.00	42.82	54.00	-11.12	V	PEAK	Pass	Harmonic
4	802.11g	01	2389.95	50.50	54.00	-3.50	H	AVERAGE	Pass	Band Edge
4	802.11g	01	4824.00	40.84	54.00	-13.16	V	Average	Pass	Harmonic
5	802.11g	06	-	-	-	-	-	-	-	Band Edge
5	802.11g	06	4803.00	40.92	54.00	-13.08	V	PEAK	Pass	Harmonic
6	802.11g	11	2483.51	50.52	54.00	-3.48	H	AVERAGE	Pass	Band Edge
6	802.11g	11	5071.00	40.42	54.00	-13.58	V	Average	Pass	Harmonic
7	802.11n HT20	01	2389.95	50.06	54.00	-3.94	H	Average	Pass	Band Edge
7	802.11n HT20	01	4824.00	43.54	54.00	-10.46	V	Average	Pass	Harmonic
8	802.11n HT20	06	-	-	-	-	-	-	-	Band Edge
8	802.11n HT20	06	4956.00	44.51	54.00	-9.49	V	PEAK	Pass	Harmonic
9	802.11n HT20	11	2483.58	49.96	54.00	-4.04	V	AVERAGE	Pass	Band Edge
9	802.11n HT20	11	4924.00	41.65	54.00	-12.35	H	Average	Pass	Harmonic
10	802.11n HT40	03	2389.63	49.42	54.00	-4.58	H	AVERAGE	Pass	Band Edge
10	802.11n HT40	03	5247.00	40.53	54.00	-13.47	V	PEAK	Pass	Harmonic
11	802.11n HT40	06	-	-	-	-	-	-	-	Band Edge
11	802.11n HT40	06	5071.00	42.57	54.00	-11.43	V	PEAK	Pass	Harmonic
12	802.11n HT40	09	2483.54	48.18	54.00	-5.82	H	AVERAGE	Pass	Band Edge
12	802.11n HT40	09	4999.00	42.12	54.00	-11.88	V	PEAK	Pass	Harmonic
13	802.11g	11	874.87	37.97	46.00	-8.03	H	PEAK	Pass	LF
14	Zigbee	26	2483.50	50.04	54.00	-3.96	H	AVERAGE	Pass	Band Edge
	Zigbee	26	4960.00	39.60	54.00	-14.40	H	Average	Pass	Harmonic
	802.11g	11	2483.50	49.87	54.00	-4.13	H	AVERAGE	Pass	Band Edge
	802.11g	11	5025.00	42.50	54.00	-11.50	V	Average	Pass	Harmonic

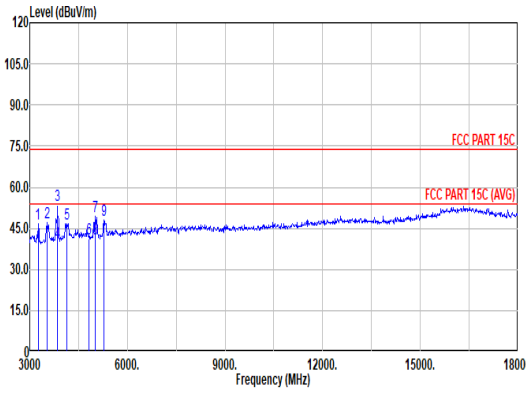
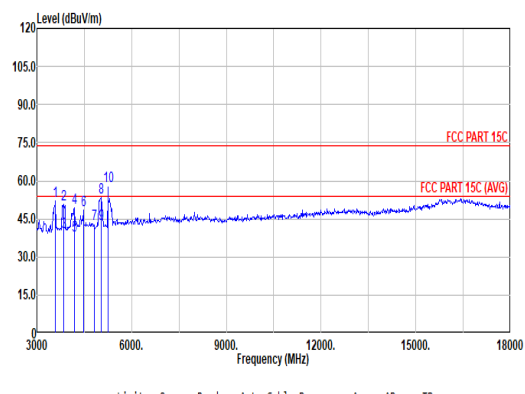
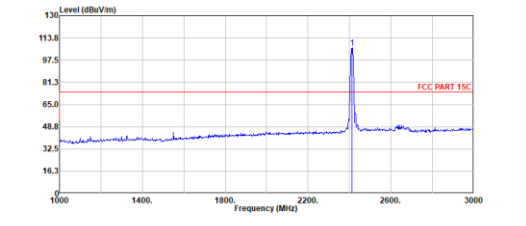
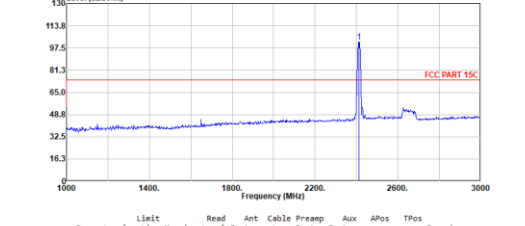


Mode	1																																																																																																													
Mode	Band Edge - L																																																																																																													
Mode	2400-2483.5_802.11b_CH01_2412MHz																																																																																																													
ANT	1																																																																																																													
Pol.	Horizontal	Fundamental																																																																																																												
Peak	<table border="1"> <thead> <tr> <th>Limit</th> <th>Read</th> <th>Ant</th> <th>Cable</th> <th>Preamp</th> <th>Aux</th> <th>APos</th> <th>TPos</th> <th>Remark</th> </tr> <tr> <th>Freq</th> <th>Level</th> <th>Level</th> <th>Factor</th> <th>Loss</th> <th>Factor</th> <th>Factor</th> <th></th> <th></th> </tr> <tr> <th>MHz</th> <th>dBuV/m</th> <th>dBuV/m</th> <th>dB</th> <th>dBuV</th> <th>dB/m</th> <th>dB</th> <th>dB</th> <th>cm</th> <th>deg</th> </tr> </thead> <tbody> <tr> <td>1</td> <td>2385.92</td> <td>55.42</td> <td>74.00</td> <td>-18.58</td> <td>43.69</td> <td>32.00</td> <td>6.60</td> <td>32.87</td> <td>6.00</td> <td>227</td> <td>360</td> <td>PEAK</td> </tr> </tbody> </table>	Limit	Read	Ant	Cable	Preamp	Aux	APos	TPos	Remark	Freq	Level	Level	Factor	Loss	Factor	Factor			MHz	dBuV/m	dBuV/m	dB	dBuV	dB/m	dB	dB	cm	deg	1	2385.92	55.42	74.00	-18.58	43.69	32.00	6.60	32.87	6.00	227	360	PEAK	<table border="1"> <thead> <tr> <th>Limit</th> <th>Read</th> <th>Ant</th> <th>Cable</th> <th>Preamp</th> <th>Aux</th> <th>APos</th> <th>TPos</th> <th>Remark</th> </tr> <tr> <th>Freq</th> <th>Level</th> <th>Level</th> <th>Factor</th> <th>Loss</th> <th>Factor</th> <th>Factor</th> <th></th> <th></th> </tr> <tr> <th>MHz</th> <th>dBuV/m</th> <th>dBuV/m</th> <th>dB</th> <th>dBuV</th> <th>dB/m</th> <th>dB</th> <th>dB</th> <th>cm</th> <th>deg</th> </tr> </thead> <tbody> <tr> <td>1</td> <td>2412.00</td> <td>107.48</td> <td>-----</td> <td>-----</td> <td>95.39</td> <td>32.27</td> <td>6.63</td> <td>32.81</td> <td>6.00</td> <td>227</td> <td>360</td> <td>PEAK</td> </tr> </tbody> </table>	Limit	Read	Ant	Cable	Preamp	Aux	APos	TPos	Remark	Freq	Level	Level	Factor	Loss	Factor	Factor			MHz	dBuV/m	dBuV/m	dB	dBuV	dB/m	dB	dB	cm	deg	1	2412.00	107.48	-----	-----	95.39	32.27	6.63	32.81	6.00	227	360	PEAK																										
	Limit	Read	Ant	Cable	Preamp	Aux	APos	TPos	Remark																																																																																																					
Freq	Level	Level	Factor	Loss	Factor	Factor																																																																																																								
MHz	dBuV/m	dBuV/m	dB	dBuV	dB/m	dB	dB	cm	deg																																																																																																					
1	2385.92	55.42	74.00	-18.58	43.69	32.00	6.60	32.87	6.00	227	360	PEAK																																																																																																		
Limit	Read	Ant	Cable	Preamp	Aux	APos	TPos	Remark																																																																																																						
Freq	Level	Level	Factor	Loss	Factor	Factor																																																																																																								
MHz	dBuV/m	dBuV/m	dB	dBuV	dB/m	dB	dB	cm	deg																																																																																																					
1	2412.00	107.48	-----	-----	95.39	32.27	6.63	32.81	6.00	227	360	PEAK																																																																																																		
Avg	<table border="1"> <thead> <tr> <th>Limit</th> <th>Read</th> <th>Ant</th> <th>Cable</th> <th>Preamp</th> <th>Aux</th> <th>APos</th> <th>TPos</th> <th>Remark</th> </tr> <tr> <th>Freq</th> <th>Level</th> <th>Level</th> <th>Factor</th> <th>Loss</th> <th>Factor</th> <th>Factor</th> <th></th> <th></th> </tr> <tr> <th>MHz</th> <th>dBuV/m</th> <th>dBuV/m</th> <th>dB</th> <th>dBuV</th> <th>dB/m</th> <th>dB</th> <th>dB</th> <th>cm</th> <th>deg</th> </tr> </thead> <tbody> <tr> <td>1</td> <td>2386.31</td> <td>44.39</td> <td>54.00</td> <td>-9.61</td> <td>32.65</td> <td>32.01</td> <td>6.60</td> <td>32.87</td> <td>6.00</td> <td>227</td> <td>360</td> <td>AVERAGE</td> </tr> </tbody> </table>	Limit	Read	Ant	Cable	Preamp	Aux	APos	TPos	Remark	Freq	Level	Level	Factor	Loss	Factor	Factor			MHz	dBuV/m	dBuV/m	dB	dBuV	dB/m	dB	dB	cm	deg	1	2386.31	44.39	54.00	-9.61	32.65	32.01	6.60	32.87	6.00	227	360	AVERAGE	<table border="1"> <thead> <tr> <th>Limit</th> <th>Read</th> <th>Ant</th> <th>Cable</th> <th>Preamp</th> <th>Aux</th> <th>APos</th> <th>TPos</th> <th>Remark</th> </tr> <tr> <th>Freq</th> <th>Level</th> <th>Level</th> <th>Factor</th> <th>Loss</th> <th>Factor</th> <th>Factor</th> <th></th> <th></th> </tr> <tr> <th>MHz</th> <th>dBuV/m</th> <th>dBuV/m</th> <th>dB</th> <th>dBuV</th> <th>dB/m</th> <th>dB</th> <th>dB</th> <th>cm</th> <th>deg</th> </tr> </thead> <tbody> <tr> <td>1</td> <td>2412.00</td> <td>102.62</td> <td>-----</td> <td>-----</td> <td>90.51</td> <td>32.28</td> <td>6.64</td> <td>32.81</td> <td>6.00</td> <td>227</td> <td>360</td> <td>AVERAGE</td> </tr> <tr> <td>2</td> <td>2654.00</td> <td>49.51</td> <td>-----</td> <td>-----</td> <td>37.02</td> <td>31.97</td> <td>6.97</td> <td>32.45</td> <td>6.00</td> <td>227</td> <td>360</td> <td>AVERAGE</td> </tr> <tr> <td>3</td> <td>2948.00</td> <td>48.32</td> <td>-----</td> <td>-----</td> <td>34.90</td> <td>32.79</td> <td>7.31</td> <td>32.68</td> <td>6.00</td> <td>227</td> <td>360</td> <td>AVERAGE</td> </tr> </tbody> </table>	Limit	Read	Ant	Cable	Preamp	Aux	APos	TPos	Remark	Freq	Level	Level	Factor	Loss	Factor	Factor			MHz	dBuV/m	dBuV/m	dB	dBuV	dB/m	dB	dB	cm	deg	1	2412.00	102.62	-----	-----	90.51	32.28	6.64	32.81	6.00	227	360	AVERAGE	2	2654.00	49.51	-----	-----	37.02	31.97	6.97	32.45	6.00	227	360	AVERAGE	3	2948.00	48.32	-----	-----	34.90	32.79	7.31	32.68	6.00	227	360	AVERAGE
	Limit	Read	Ant	Cable	Preamp	Aux	APos	TPos	Remark																																																																																																					
Freq	Level	Level	Factor	Loss	Factor	Factor																																																																																																								
MHz	dBuV/m	dBuV/m	dB	dBuV	dB/m	dB	dB	cm	deg																																																																																																					
1	2386.31	44.39	54.00	-9.61	32.65	32.01	6.60	32.87	6.00	227	360	AVERAGE																																																																																																		
Limit	Read	Ant	Cable	Preamp	Aux	APos	TPos	Remark																																																																																																						
Freq	Level	Level	Factor	Loss	Factor	Factor																																																																																																								
MHz	dBuV/m	dBuV/m	dB	dBuV	dB/m	dB	dB	cm	deg																																																																																																					
1	2412.00	102.62	-----	-----	90.51	32.28	6.64	32.81	6.00	227	360	AVERAGE																																																																																																		
2	2654.00	49.51	-----	-----	37.02	31.97	6.97	32.45	6.00	227	360	AVERAGE																																																																																																		
3	2948.00	48.32	-----	-----	34.90	32.79	7.31	32.68	6.00	227	360	AVERAGE																																																																																																		

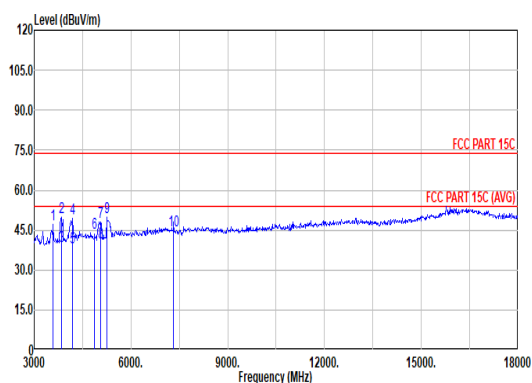
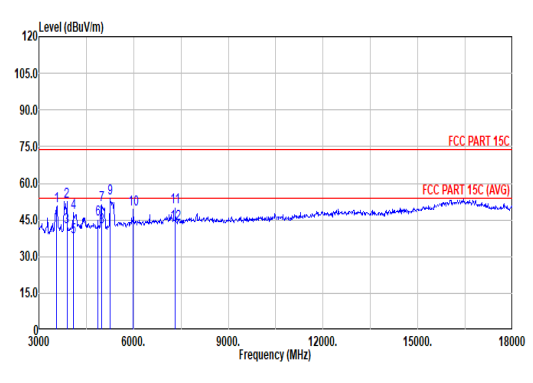
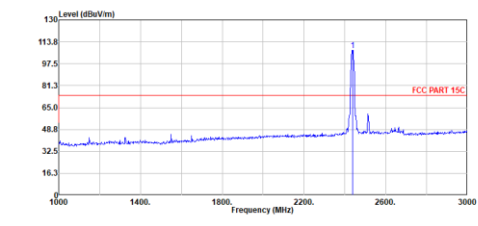
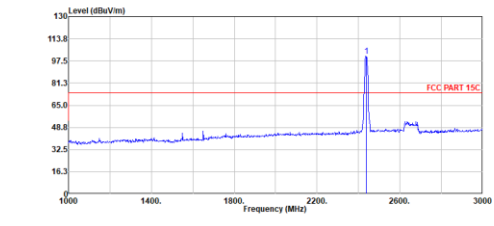


Mode	1																																																																																																
Mode	Band Edge - L																																																																																																
Mode	2400-2483.5_802.11b_CH01_2412MHz																																																																																																
ANT	1																																																																																																
Pol.	Vertical	Fundamental																																																																																															
Peak	<table border="1"> <thead> <tr> <th>Limit</th> <th>Read</th> <th>Ant</th> <th>Cable</th> <th>Preamp</th> <th>Aux</th> <th>APos</th> <th>TPos</th> <th>Remark</th> </tr> <tr> <th>Freq</th> <th>Level</th> <th>Line</th> <th>Margin</th> <th>Level</th> <th>Factor</th> <th>Loss</th> <th>Factor</th> <th>Factor</th> </tr> <tr> <th>MHz</th> <th>dBuV/m</th> <th>dBuV/m</th> <th>dB</th> <th>dBuV</th> <th>dB/m</th> <th>dB</th> <th>dB</th> <th>cm</th> <th>deg</th> </tr> </thead> <tbody> <tr> <td>1</td> <td>2375.52</td> <td>54.98</td> <td>74.00</td> <td>-19.02</td> <td>43.42</td> <td>31.86</td> <td>6.58</td> <td>32.88</td> <td>6.00</td> <td>382</td> <td>98</td> <td>PEAK</td> </tr> </tbody> </table>	Limit	Read	Ant	Cable	Preamp	Aux	APos	TPos	Remark	Freq	Level	Line	Margin	Level	Factor	Loss	Factor	Factor	MHz	dBuV/m	dBuV/m	dB	dBuV	dB/m	dB	dB	cm	deg	1	2375.52	54.98	74.00	-19.02	43.42	31.86	6.58	32.88	6.00	382	98	PEAK	<table border="1"> <thead> <tr> <th>Limit</th> <th>Read</th> <th>Ant</th> <th>Cable</th> <th>Preamp</th> <th>Aux</th> <th>APos</th> <th>TPos</th> <th>Remark</th> </tr> <tr> <th>Freq</th> <th>Level</th> <th>Line</th> <th>Margin</th> <th>Level</th> <th>Factor</th> <th>Loss</th> <th>Factor</th> <th>Factor</th> </tr> <tr> <th>MHz</th> <th>dBuV/m</th> <th>dBuV/m</th> <th>dB</th> <th>dBuV</th> <th>dB/m</th> <th>dB</th> <th>dB</th> <th>cm</th> <th>deg</th> </tr> </thead> <tbody> <tr> <td>1</td> <td>2412.00</td> <td>104.53</td> <td>-----</td> <td>-----</td> <td>92.44</td> <td>32.27</td> <td>6.63</td> <td>32.81</td> <td>6.00</td> <td>382</td> <td>98</td> <td>PEAK</td> </tr> </tbody> </table>	Limit	Read	Ant	Cable	Preamp	Aux	APos	TPos	Remark	Freq	Level	Line	Margin	Level	Factor	Loss	Factor	Factor	MHz	dBuV/m	dBuV/m	dB	dBuV	dB/m	dB	dB	cm	deg	1	2412.00	104.53	-----	-----	92.44	32.27	6.63	32.81	6.00	382	98	PEAK													
	Limit	Read	Ant	Cable	Preamp	Aux	APos	TPos	Remark																																																																																								
Freq	Level	Line	Margin	Level	Factor	Loss	Factor	Factor																																																																																									
MHz	dBuV/m	dBuV/m	dB	dBuV	dB/m	dB	dB	cm	deg																																																																																								
1	2375.52	54.98	74.00	-19.02	43.42	31.86	6.58	32.88	6.00	382	98	PEAK																																																																																					
Limit	Read	Ant	Cable	Preamp	Aux	APos	TPos	Remark																																																																																									
Freq	Level	Line	Margin	Level	Factor	Loss	Factor	Factor																																																																																									
MHz	dBuV/m	dBuV/m	dB	dBuV	dB/m	dB	dB	cm	deg																																																																																								
1	2412.00	104.53	-----	-----	92.44	32.27	6.63	32.81	6.00	382	98	PEAK																																																																																					
Avg	<table border="1"> <thead> <tr> <th>Limit</th> <th>Read</th> <th>Ant</th> <th>Cable</th> <th>Preamp</th> <th>Aux</th> <th>APos</th> <th>TPos</th> <th>Remark</th> </tr> <tr> <th>Freq</th> <th>Level</th> <th>Line</th> <th>Margin</th> <th>Level</th> <th>Factor</th> <th>Loss</th> <th>Factor</th> <th>Factor</th> </tr> <tr> <th>MHz</th> <th>dBuV/m</th> <th>dBuV/m</th> <th>dB</th> <th>dBuV</th> <th>dB/m</th> <th>dB</th> <th>dB</th> <th>cm</th> <th>deg</th> </tr> </thead> <tbody> <tr> <td>1</td> <td>2386.31</td> <td>42.88</td> <td>54.00</td> <td>-11.12</td> <td>31.14</td> <td>32.01</td> <td>6.60</td> <td>32.87</td> <td>6.00</td> <td>382</td> <td>98</td> <td>AVERAGE</td> </tr> </tbody> </table>	Limit	Read	Ant	Cable	Preamp	Aux	APos	TPos	Remark	Freq	Level	Line	Margin	Level	Factor	Loss	Factor	Factor	MHz	dBuV/m	dBuV/m	dB	dBuV	dB/m	dB	dB	cm	deg	1	2386.31	42.88	54.00	-11.12	31.14	32.01	6.60	32.87	6.00	382	98	AVERAGE	<table border="1"> <thead> <tr> <th>Limit</th> <th>Read</th> <th>Ant</th> <th>Cable</th> <th>Preamp</th> <th>Aux</th> <th>APos</th> <th>TPos</th> <th>Remark</th> </tr> <tr> <th>Freq</th> <th>Level</th> <th>Line</th> <th>Margin</th> <th>Level</th> <th>Factor</th> <th>Loss</th> <th>Factor</th> <th>Factor</th> </tr> <tr> <th>MHz</th> <th>dBuV/m</th> <th>dBuV/m</th> <th>dB</th> <th>dBuV</th> <th>dB/m</th> <th>dB</th> <th>dB</th> <th>cm</th> <th>deg</th> </tr> </thead> <tbody> <tr> <td>1</td> <td>2412.00</td> <td>99.75</td> <td>-----</td> <td>-----</td> <td>87.66</td> <td>32.27</td> <td>6.63</td> <td>32.81</td> <td>6.00</td> <td>382</td> <td>98</td> <td>AVERAGE</td> </tr> <tr> <td>2</td> <td>2654.00</td> <td>52.76</td> <td>-----</td> <td>-----</td> <td>40.27</td> <td>31.97</td> <td>6.97</td> <td>32.45</td> <td>6.00</td> <td>382</td> <td>98</td> <td>AVERAGE</td> </tr> </tbody> </table>	Limit	Read	Ant	Cable	Preamp	Aux	APos	TPos	Remark	Freq	Level	Line	Margin	Level	Factor	Loss	Factor	Factor	MHz	dBuV/m	dBuV/m	dB	dBuV	dB/m	dB	dB	cm	deg	1	2412.00	99.75	-----	-----	87.66	32.27	6.63	32.81	6.00	382	98	AVERAGE	2	2654.00	52.76	-----	-----	40.27	31.97	6.97	32.45	6.00	382	98	AVERAGE
	Limit	Read	Ant	Cable	Preamp	Aux	APos	TPos	Remark																																																																																								
Freq	Level	Line	Margin	Level	Factor	Loss	Factor	Factor																																																																																									
MHz	dBuV/m	dBuV/m	dB	dBuV	dB/m	dB	dB	cm	deg																																																																																								
1	2386.31	42.88	54.00	-11.12	31.14	32.01	6.60	32.87	6.00	382	98	AVERAGE																																																																																					
Limit	Read	Ant	Cable	Preamp	Aux	APos	TPos	Remark																																																																																									
Freq	Level	Line	Margin	Level	Factor	Loss	Factor	Factor																																																																																									
MHz	dBuV/m	dBuV/m	dB	dBuV	dB/m	dB	dB	cm	deg																																																																																								
1	2412.00	99.75	-----	-----	87.66	32.27	6.63	32.81	6.00	382	98	AVERAGE																																																																																					
2	2654.00	52.76	-----	-----	40.27	31.97	6.97	32.45	6.00	382	98	AVERAGE																																																																																					



Mode	1																																																																																																																																																																																																																																																																																																																	
Mode	Harmonic																																																																																																																																																																																																																																																																																																																	
Mode	2400-2483.5_802.11b_CH01_2412MHz																																																																																																																																																																																																																																																																																																																	
ANT	1																																																																																																																																																																																																																																																																																																																	
Pol.	Horizontal	Vertical																																																																																																																																																																																																																																																																																																																
Peak																																																																																																																																																																																																																																																																																																																		
Avg	<table border="1"> <thead> <tr> <th>Limit</th> <th>Read</th> <th>Ant</th> <th>Cable</th> <th>Preamp</th> <th>Aux</th> <th>APos</th> <th>TPos</th> <th>Remark</th> </tr> <tr> <th>Freq</th> <th>Level</th> <th>Line</th> <th>Margin</th> <th>Level</th> <th>Factor</th> <th>Loss</th> <th>Factor</th> <th>Factor</th> </tr> <tr> <th>MHz</th> <th>dBuV/m</th> <th>dBuV/m</th> <th>dB</th> <th>dBuV</th> <th>dB/m</th> <th>dB</th> <th>dB</th> <th>dB</th> </tr> </thead> <tbody> <tr><td>1</td><td>3255.00</td><td>46.49</td><td>86.49</td><td>-40.00</td><td>67.55</td><td>32.41</td><td>7.75</td><td>61.22</td><td>0.00</td><td>---</td><td>---</td><td>Peak</td></tr> <tr><td>2</td><td>3540.00</td><td>46.97</td><td>86.49</td><td>-39.52</td><td>66.80</td><td>32.94</td><td>8.15</td><td>60.92</td><td>0.00</td><td>---</td><td>---</td><td>Peak</td></tr> <tr><td>3</td><td>3855.00</td><td>53.30</td><td>74.00</td><td>-20.70</td><td>72.58</td><td>33.82</td><td>8.43</td><td>61.53</td><td>0.00</td><td>300</td><td>132</td><td>Peak</td></tr> <tr><td>4</td><td>3855.00</td><td>39.88</td><td>54.00</td><td>-14.12</td><td>59.16</td><td>33.82</td><td>8.43</td><td>61.53</td><td>0.00</td><td>300</td><td>132</td><td>Average</td></tr> <tr><td>5</td><td>4140.00</td><td>46.85</td><td>74.00</td><td>-27.15</td><td>64.24</td><td>35.22</td><td>8.77</td><td>61.38</td><td>0.00</td><td>---</td><td>---</td><td>Peak</td></tr> <tr><td>6</td><td>4824.00</td><td>41.24</td><td>74.00</td><td>-32.76</td><td>58.48</td><td>34.20</td><td>9.47</td><td>60.91</td><td>0.00</td><td>---</td><td>---</td><td>Peak</td></tr> <tr><td>7</td><td>5010.00</td><td>49.34</td><td>74.00</td><td>-24.66</td><td>66.33</td><td>34.12</td><td>9.66</td><td>60.77</td><td>0.00</td><td>100</td><td>246</td><td>Peak</td></tr> <tr><td>8</td><td>5010.00</td><td>41.13</td><td>54.00</td><td>-12.87</td><td>58.12</td><td>34.12</td><td>9.66</td><td>60.77</td><td>0.00</td><td>100</td><td>246</td><td>Average</td></tr> <tr><td>9</td><td>5280.00</td><td>47.80</td><td>86.49</td><td>-38.69</td><td>63.88</td><td>34.52</td><td>9.87</td><td>60.47</td><td>0.00</td><td>---</td><td>---</td><td>Peak</td></tr> </tbody> </table>	Limit	Read	Ant	Cable	Preamp	Aux	APos	TPos	Remark	Freq	Level	Line	Margin	Level	Factor	Loss	Factor	Factor	MHz	dBuV/m	dBuV/m	dB	dBuV	dB/m	dB	dB	dB	1	3255.00	46.49	86.49	-40.00	67.55	32.41	7.75	61.22	0.00	---	---	Peak	2	3540.00	46.97	86.49	-39.52	66.80	32.94	8.15	60.92	0.00	---	---	Peak	3	3855.00	53.30	74.00	-20.70	72.58	33.82	8.43	61.53	0.00	300	132	Peak	4	3855.00	39.88	54.00	-14.12	59.16	33.82	8.43	61.53	0.00	300	132	Average	5	4140.00	46.85	74.00	-27.15	64.24	35.22	8.77	61.38	0.00	---	---	Peak	6	4824.00	41.24	74.00	-32.76	58.48	34.20	9.47	60.91	0.00	---	---	Peak	7	5010.00	49.34	74.00	-24.66	66.33	34.12	9.66	60.77	0.00	100	246	Peak	8	5010.00	41.13	54.00	-12.87	58.12	34.12	9.66	60.77	0.00	100	246	Average	9	5280.00	47.80	86.49	-38.69	63.88	34.52	9.87	60.47	0.00	---	---	Peak	<table border="1"> <thead> <tr> <th>Limit</th> <th>Over</th> <th>Read</th> <th>Ant</th> <th>Cable</th> <th>Preamp</th> <th>Aux</th> <th>APos</th> <th>TPos</th> <th>Remark</th> </tr> <tr> <th>Freq</th> <th>Level</th> <th>Line</th> <th>Limit</th> <th>Level</th> <th>Factor</th> <th>Loss</th> <th>Factor</th> <th>Factor</th> <th>Factor</th> </tr> <tr> <th>MHz</th> <th>dBuV/m</th> <th>dBuV/m</th> <th>dB</th> <th>dBuV</th> <th>dB/m</th> <th>dB</th> <th>dB</th> <th>dB</th> <th>cm</th> </tr> </thead> <tbody> <tr><td>1</td><td>3585.00</td><td>52.12</td><td>81.83</td><td>-29.71</td><td>71.64</td><td>33.14</td><td>8.22</td><td>60.88</td><td>0.00</td><td>---</td><td>---</td><td>Peak</td></tr> <tr><td>2</td><td>3855.00</td><td>50.92</td><td>74.00</td><td>-23.08</td><td>70.20</td><td>33.82</td><td>8.43</td><td>61.53</td><td>0.00</td><td>289</td><td>40</td><td>Peak</td></tr> <tr><td>3</td><td>3855.00</td><td>39.83</td><td>54.00</td><td>-14.17</td><td>59.11</td><td>33.82</td><td>8.43</td><td>61.53</td><td>0.00</td><td>289</td><td>40</td><td>Average</td></tr> <tr><td>4</td><td>4185.00</td><td>49.51</td><td>74.00</td><td>-24.49</td><td>66.82</td><td>35.23</td><td>8.82</td><td>61.36</td><td>0.00</td><td>310</td><td>191</td><td>Peak</td></tr> <tr><td>5</td><td>4185.00</td><td>38.36</td><td>54.00</td><td>-15.64</td><td>55.67</td><td>35.23</td><td>8.82</td><td>61.36</td><td>0.00</td><td>310</td><td>191</td><td>Average</td></tr> <tr><td>6</td><td>4470.00</td><td>48.63</td><td>81.83</td><td>-33.20</td><td>66.46</td><td>34.28</td><td>9.06</td><td>61.17</td><td>0.00</td><td>---</td><td>---</td><td>Peak</td></tr> <tr><td>7</td><td>4824.00</td><td>43.01</td><td>74.00</td><td>-30.99</td><td>60.25</td><td>34.20</td><td>9.47</td><td>60.91</td><td>0.00</td><td>---</td><td>---</td><td>PEAK</td></tr> <tr><td>8</td><td>5040.00</td><td>53.36</td><td>74.00</td><td>-20.64</td><td>70.23</td><td>34.18</td><td>9.69</td><td>60.74</td><td>0.00</td><td>100</td><td>251</td><td>Peak</td></tr> <tr><td>9</td><td>5040.00</td><td>43.01</td><td>54.00</td><td>-10.99</td><td>59.88</td><td>34.18</td><td>9.69</td><td>60.74</td><td>0.00</td><td>100</td><td>251</td><td>Average</td></tr> <tr><td>10</td><td>5250.00</td><td>58.10</td><td>81.83</td><td>-23.73</td><td>74.34</td><td>34.40</td><td>9.86</td><td>60.50</td><td>0.00</td><td>---</td><td>---</td><td>Peak</td></tr> </tbody> </table>	Limit	Over	Read	Ant	Cable	Preamp	Aux	APos	TPos	Remark	Freq	Level	Line	Limit	Level	Factor	Loss	Factor	Factor	Factor	MHz	dBuV/m	dBuV/m	dB	dBuV	dB/m	dB	dB	dB	cm	1	3585.00	52.12	81.83	-29.71	71.64	33.14	8.22	60.88	0.00	---	---	Peak	2	3855.00	50.92	74.00	-23.08	70.20	33.82	8.43	61.53	0.00	289	40	Peak	3	3855.00	39.83	54.00	-14.17	59.11	33.82	8.43	61.53	0.00	289	40	Average	4	4185.00	49.51	74.00	-24.49	66.82	35.23	8.82	61.36	0.00	310	191	Peak	5	4185.00	38.36	54.00	-15.64	55.67	35.23	8.82	61.36	0.00	310	191	Average	6	4470.00	48.63	81.83	-33.20	66.46	34.28	9.06	61.17	0.00	---	---	Peak	7	4824.00	43.01	74.00	-30.99	60.25	34.20	9.47	60.91	0.00	---	---	PEAK	8	5040.00	53.36	74.00	-20.64	70.23	34.18	9.69	60.74	0.00	100	251	Peak	9	5040.00	43.01	54.00	-10.99	59.88	34.18	9.69	60.74	0.00	100	251	Average	10	5250.00	58.10	81.83	-23.73	74.34	34.40	9.86	60.50	0.00	---	---	Peak
Limit	Read	Ant	Cable	Preamp	Aux	APos	TPos	Remark																																																																																																																																																																																																																																																																																																										
Freq	Level	Line	Margin	Level	Factor	Loss	Factor	Factor																																																																																																																																																																																																																																																																																																										
MHz	dBuV/m	dBuV/m	dB	dBuV	dB/m	dB	dB	dB																																																																																																																																																																																																																																																																																																										
1	3255.00	46.49	86.49	-40.00	67.55	32.41	7.75	61.22	0.00	---	---	Peak																																																																																																																																																																																																																																																																																																						
2	3540.00	46.97	86.49	-39.52	66.80	32.94	8.15	60.92	0.00	---	---	Peak																																																																																																																																																																																																																																																																																																						
3	3855.00	53.30	74.00	-20.70	72.58	33.82	8.43	61.53	0.00	300	132	Peak																																																																																																																																																																																																																																																																																																						
4	3855.00	39.88	54.00	-14.12	59.16	33.82	8.43	61.53	0.00	300	132	Average																																																																																																																																																																																																																																																																																																						
5	4140.00	46.85	74.00	-27.15	64.24	35.22	8.77	61.38	0.00	---	---	Peak																																																																																																																																																																																																																																																																																																						
6	4824.00	41.24	74.00	-32.76	58.48	34.20	9.47	60.91	0.00	---	---	Peak																																																																																																																																																																																																																																																																																																						
7	5010.00	49.34	74.00	-24.66	66.33	34.12	9.66	60.77	0.00	100	246	Peak																																																																																																																																																																																																																																																																																																						
8	5010.00	41.13	54.00	-12.87	58.12	34.12	9.66	60.77	0.00	100	246	Average																																																																																																																																																																																																																																																																																																						
9	5280.00	47.80	86.49	-38.69	63.88	34.52	9.87	60.47	0.00	---	---	Peak																																																																																																																																																																																																																																																																																																						
Limit	Over	Read	Ant	Cable	Preamp	Aux	APos	TPos	Remark																																																																																																																																																																																																																																																																																																									
Freq	Level	Line	Limit	Level	Factor	Loss	Factor	Factor	Factor																																																																																																																																																																																																																																																																																																									
MHz	dBuV/m	dBuV/m	dB	dBuV	dB/m	dB	dB	dB	cm																																																																																																																																																																																																																																																																																																									
1	3585.00	52.12	81.83	-29.71	71.64	33.14	8.22	60.88	0.00	---	---	Peak																																																																																																																																																																																																																																																																																																						
2	3855.00	50.92	74.00	-23.08	70.20	33.82	8.43	61.53	0.00	289	40	Peak																																																																																																																																																																																																																																																																																																						
3	3855.00	39.83	54.00	-14.17	59.11	33.82	8.43	61.53	0.00	289	40	Average																																																																																																																																																																																																																																																																																																						
4	4185.00	49.51	74.00	-24.49	66.82	35.23	8.82	61.36	0.00	310	191	Peak																																																																																																																																																																																																																																																																																																						
5	4185.00	38.36	54.00	-15.64	55.67	35.23	8.82	61.36	0.00	310	191	Average																																																																																																																																																																																																																																																																																																						
6	4470.00	48.63	81.83	-33.20	66.46	34.28	9.06	61.17	0.00	---	---	Peak																																																																																																																																																																																																																																																																																																						
7	4824.00	43.01	74.00	-30.99	60.25	34.20	9.47	60.91	0.00	---	---	PEAK																																																																																																																																																																																																																																																																																																						
8	5040.00	53.36	74.00	-20.64	70.23	34.18	9.69	60.74	0.00	100	251	Peak																																																																																																																																																																																																																																																																																																						
9	5040.00	43.01	54.00	-10.99	59.88	34.18	9.69	60.74	0.00	100	251	Average																																																																																																																																																																																																																																																																																																						
10	5250.00	58.10	81.83	-23.73	74.34	34.40	9.86	60.50	0.00	---	---	Peak																																																																																																																																																																																																																																																																																																						
100K Ref. Level																																																																																																																																																																																																																																																																																																																		
	<table border="1"> <thead> <tr> <th>Limit</th> <th>Read</th> <th>Ant</th> <th>Cable</th> <th>Preamp</th> <th>Aux</th> <th>APos</th> <th>TPos</th> <th>Remark</th> </tr> <tr> <th>Freq</th> <th>Level</th> <th>Line</th> <th>Margin</th> <th>Level</th> <th>Factor</th> <th>Loss</th> <th>Factor</th> <th>Factor</th> </tr> <tr> <th>MHz</th> <th>dBuV/m</th> <th>dBuV/m</th> <th>dB</th> <th>dBuV</th> <th>dB/m</th> <th>dB</th> <th>dB</th> <th>dB</th> </tr> </thead> <tbody> <tr><td>1</td><td>2412.00</td><td>106.49</td><td>74.00</td><td>32.49</td><td>94.38</td><td>32.28</td><td>6.64</td><td>32.81</td><td>6.00</td><td>100</td><td>220</td><td>PEAK</td></tr> </tbody> </table>	Limit	Read	Ant	Cable	Preamp	Aux	APos	TPos	Remark	Freq	Level	Line	Margin	Level	Factor	Loss	Factor	Factor	MHz	dBuV/m	dBuV/m	dB	dBuV	dB/m	dB	dB	dB	1	2412.00	106.49	74.00	32.49	94.38	32.28	6.64	32.81	6.00	100	220	PEAK	<table border="1"> <thead> <tr> <th>Limit</th> <th>Read</th> <th>Ant</th> <th>Cable</th> <th>Preamp</th> <th>Aux</th> <th>APos</th> <th>TPos</th> <th>Remark</th> </tr> <tr> <th>Freq</th> <th>Level</th> <th>Line</th> <th>Margin</th> <th>Level</th> <th>Factor</th> <th>Loss</th> <th>Factor</th> <th>Factor</th> </tr> <tr> <th>MHz</th> <th>dBuV/m</th> <th>dBuV/m</th> <th>dB</th> <th>dBuV</th> <th>dB/m</th> <th>dB</th> <th>dB</th> <th>dB</th> </tr> </thead> <tbody> <tr><td>1</td><td>2412.00</td><td>101.83</td><td>74.00</td><td>27.83</td><td>89.74</td><td>32.27</td><td>6.63</td><td>32.81</td><td>6.00</td><td>300</td><td>291</td><td>PEAK</td></tr> </tbody> </table>	Limit	Read	Ant	Cable	Preamp	Aux	APos	TPos	Remark	Freq	Level	Line	Margin	Level	Factor	Loss	Factor	Factor	MHz	dBuV/m	dBuV/m	dB	dBuV	dB/m	dB	dB	dB	1	2412.00	101.83	74.00	27.83	89.74	32.27	6.63	32.81	6.00	300	291	PEAK																																																																																																																																																																																																																																
Limit	Read	Ant	Cable	Preamp	Aux	APos	TPos	Remark																																																																																																																																																																																																																																																																																																										
Freq	Level	Line	Margin	Level	Factor	Loss	Factor	Factor																																																																																																																																																																																																																																																																																																										
MHz	dBuV/m	dBuV/m	dB	dBuV	dB/m	dB	dB	dB																																																																																																																																																																																																																																																																																																										
1	2412.00	106.49	74.00	32.49	94.38	32.28	6.64	32.81	6.00	100	220	PEAK																																																																																																																																																																																																																																																																																																						
Limit	Read	Ant	Cable	Preamp	Aux	APos	TPos	Remark																																																																																																																																																																																																																																																																																																										
Freq	Level	Line	Margin	Level	Factor	Loss	Factor	Factor																																																																																																																																																																																																																																																																																																										
MHz	dBuV/m	dBuV/m	dB	dBuV	dB/m	dB	dB	dB																																																																																																																																																																																																																																																																																																										
1	2412.00	101.83	74.00	27.83	89.74	32.27	6.63	32.81	6.00	300	291	PEAK																																																																																																																																																																																																																																																																																																						



Mode	2																																																																																																																																																																																																																																																																																																																																							
	Harmonic																																																																																																																																																																																																																																																																																																																																							
	2400-2483.5_802.11b_CH06_2437MHz																																																																																																																																																																																																																																																																																																																																							
ANT	1																																																																																																																																																																																																																																																																																																																																							
Pol.	Horizontal	Vertical																																																																																																																																																																																																																																																																																																																																						
Peak Avg	 <table border="1"> <thead> <tr> <th>Limit</th> <th>Read</th> <th>Ant</th> <th>Cable</th> <th>Preamp</th> <th>Aux</th> <th>APos</th> <th>TPos</th> <th>Remark</th> </tr> <tr> <th>Freq</th> <th>Level</th> <th>Line</th> <th>Margin</th> <th>Level</th> <th>Factor</th> <th>Loss</th> <th>Factor</th> <th>Factor</th> <th>cm</th> <th>deg</th> </tr> </thead> <tbody> <tr><td>1</td><td>3585.00</td><td>47.07</td><td>87.48</td><td>-40.41</td><td>66.59</td><td>33.14</td><td>8.22</td><td>60.88</td><td>0.00</td><td>---</td><td>---</td><td>Peak</td></tr> <tr><td>2</td><td>3840.00</td><td>50.03</td><td>74.00</td><td>-23.97</td><td>69.44</td><td>33.72</td><td>8.41</td><td>61.54</td><td>0.00</td><td>300</td><td>133</td><td>Peak</td></tr> <tr><td>3</td><td>3840.00</td><td>39.02</td><td>54.00</td><td>-14.98</td><td>58.43</td><td>33.72</td><td>8.41</td><td>61.54</td><td>0.00</td><td>300</td><td>133</td><td>Average</td></tr> <tr><td>4</td><td>4185.00</td><td>49.26</td><td>74.00</td><td>-24.74</td><td>66.57</td><td>35.23</td><td>8.02</td><td>61.36</td><td>0.00</td><td>275</td><td>128</td><td>Peak</td></tr> <tr><td>5</td><td>4185.00</td><td>38.57</td><td>54.00</td><td>-15.43</td><td>55.88</td><td>35.23</td><td>8.02</td><td>61.36</td><td>0.00</td><td>275</td><td>128</td><td>Average</td></tr> <tr><td>6</td><td>4874.00</td><td>43.73</td><td>74.00</td><td>-30.27</td><td>60.88</td><td>34.20</td><td>9.52</td><td>60.87</td><td>0.00</td><td>---</td><td>---</td><td>PEAK</td></tr> <tr><td>7</td><td>5055.00</td><td>48.03</td><td>74.00</td><td>-25.97</td><td>64.85</td><td>34.20</td><td>9.70</td><td>60.72</td><td>0.00</td><td>100</td><td>131</td><td>Peak</td></tr> <tr><td>8</td><td>5055.00</td><td>40.51</td><td>54.00</td><td>-13.49</td><td>57.33</td><td>34.20</td><td>9.70</td><td>60.72</td><td>0.00</td><td>100</td><td>131</td><td>Average</td></tr> <tr><td>9</td><td>5250.00</td><td>49.92</td><td>87.48</td><td>-37.56</td><td>66.16</td><td>34.40</td><td>9.86</td><td>60.50</td><td>0.00</td><td>---</td><td>---</td><td>Peak</td></tr> <tr><td>10</td><td>7311.00</td><td>44.61</td><td>74.00</td><td>-29.39</td><td>57.61</td><td>35.64</td><td>11.69</td><td>60.33</td><td>0.00</td><td>---</td><td>---</td><td>PEAK</td></tr> </tbody> </table>	Limit	Read	Ant	Cable	Preamp	Aux	APos	TPos	Remark	Freq	Level	Line	Margin	Level	Factor	Loss	Factor	Factor	cm	deg	1	3585.00	47.07	87.48	-40.41	66.59	33.14	8.22	60.88	0.00	---	---	Peak	2	3840.00	50.03	74.00	-23.97	69.44	33.72	8.41	61.54	0.00	300	133	Peak	3	3840.00	39.02	54.00	-14.98	58.43	33.72	8.41	61.54	0.00	300	133	Average	4	4185.00	49.26	74.00	-24.74	66.57	35.23	8.02	61.36	0.00	275	128	Peak	5	4185.00	38.57	54.00	-15.43	55.88	35.23	8.02	61.36	0.00	275	128	Average	6	4874.00	43.73	74.00	-30.27	60.88	34.20	9.52	60.87	0.00	---	---	PEAK	7	5055.00	48.03	74.00	-25.97	64.85	34.20	9.70	60.72	0.00	100	131	Peak	8	5055.00	40.51	54.00	-13.49	57.33	34.20	9.70	60.72	0.00	100	131	Average	9	5250.00	49.92	87.48	-37.56	66.16	34.40	9.86	60.50	0.00	---	---	Peak	10	7311.00	44.61	74.00	-29.39	57.61	35.64	11.69	60.33	0.00	---	---	PEAK	 <table border="1"> <thead> <tr> <th>Limit</th> <th>Read</th> <th>Ant</th> <th>Cable</th> <th>Preamp</th> <th>Aux</th> <th>APos</th> <th>TPos</th> <th>Remark</th> </tr> <tr> <th>Freq</th> <th>Level</th> <th>Line</th> <th>Margin</th> <th>Level</th> <th>Factor</th> <th>Loss</th> <th>Factor</th> <th>Factor</th> <th>cm</th> <th>deg</th> </tr> </thead> <tbody> <tr><td>1</td><td>3555.00</td><td>50.52</td><td>80.96</td><td>-30.44</td><td>70.23</td><td>33.02</td><td>8.18</td><td>60.91</td><td>0.00</td><td>---</td><td>---</td><td>Peak</td></tr> <tr><td>2</td><td>3885.00</td><td>52.69</td><td>74.00</td><td>-21.31</td><td>71.79</td><td>33.94</td><td>8.47</td><td>61.51</td><td>0.00</td><td>300</td><td>26</td><td>Peak</td></tr> <tr><td>3</td><td>3885.00</td><td>42.12</td><td>54.00</td><td>-11.88</td><td>61.22</td><td>33.94</td><td>8.47</td><td>61.51</td><td>0.00</td><td>300</td><td>26</td><td>Average</td></tr> <tr><td>4</td><td>4080.00</td><td>40.11</td><td>74.00</td><td>-25.89</td><td>66.07</td><td>34.74</td><td>8.71</td><td>61.41</td><td>0.00</td><td>100</td><td>278</td><td>Peak</td></tr> <tr><td>5</td><td>4080.00</td><td>38.02</td><td>54.00</td><td>-15.98</td><td>55.98</td><td>34.74</td><td>8.71</td><td>61.41</td><td>0.00</td><td>100</td><td>278</td><td>Average</td></tr> <tr><td>6</td><td>4874.00</td><td>45.07</td><td>74.00</td><td>-28.93</td><td>62.22</td><td>34.20</td><td>9.52</td><td>60.87</td><td>0.00</td><td>---</td><td>---</td><td>PEAK</td></tr> <tr><td>7</td><td>4995.00</td><td>51.38</td><td>74.00</td><td>-22.62</td><td>68.40</td><td>34.11</td><td>9.65</td><td>60.78</td><td>0.00</td><td>136</td><td>275</td><td>Peak</td></tr> <tr><td>8</td><td>4995.00</td><td>41.97</td><td>54.00</td><td>-12.03</td><td>58.99</td><td>34.11</td><td>9.65</td><td>60.78</td><td>0.00</td><td>136</td><td>275</td><td>Average</td></tr> <tr><td>9</td><td>5255.00</td><td>54.01</td><td>80.96</td><td>-26.95</td><td>70.17</td><td>34.46</td><td>9.87</td><td>60.49</td><td>0.00</td><td>---</td><td>---</td><td>Peak</td></tr> <tr><td>10</td><td>5985.00</td><td>49.56</td><td>80.96</td><td>-31.40</td><td>64.07</td><td>35.27</td><td>10.57</td><td>60.35</td><td>0.00</td><td>---</td><td>---</td><td>Peak</td></tr> <tr><td>11</td><td>7311.00</td><td>50.12</td><td>74.00</td><td>-23.88</td><td>63.12</td><td>35.64</td><td>11.69</td><td>60.33</td><td>0.00</td><td>323</td><td>137</td><td>PEAK</td></tr> <tr><td>12</td><td>7311.00</td><td>43.61</td><td>54.00</td><td>-10.39</td><td>56.60</td><td>35.65</td><td>11.69</td><td>60.33</td><td>0.00</td><td>323</td><td>137</td><td>AVERAGE</td></tr> </tbody> </table>	Limit	Read	Ant	Cable	Preamp	Aux	APos	TPos	Remark	Freq	Level	Line	Margin	Level	Factor	Loss	Factor	Factor	cm	deg	1	3555.00	50.52	80.96	-30.44	70.23	33.02	8.18	60.91	0.00	---	---	Peak	2	3885.00	52.69	74.00	-21.31	71.79	33.94	8.47	61.51	0.00	300	26	Peak	3	3885.00	42.12	54.00	-11.88	61.22	33.94	8.47	61.51	0.00	300	26	Average	4	4080.00	40.11	74.00	-25.89	66.07	34.74	8.71	61.41	0.00	100	278	Peak	5	4080.00	38.02	54.00	-15.98	55.98	34.74	8.71	61.41	0.00	100	278	Average	6	4874.00	45.07	74.00	-28.93	62.22	34.20	9.52	60.87	0.00	---	---	PEAK	7	4995.00	51.38	74.00	-22.62	68.40	34.11	9.65	60.78	0.00	136	275	Peak	8	4995.00	41.97	54.00	-12.03	58.99	34.11	9.65	60.78	0.00	136	275	Average	9	5255.00	54.01	80.96	-26.95	70.17	34.46	9.87	60.49	0.00	---	---	Peak	10	5985.00	49.56	80.96	-31.40	64.07	35.27	10.57	60.35	0.00	---	---	Peak	11	7311.00	50.12	74.00	-23.88	63.12	35.64	11.69	60.33	0.00	323	137	PEAK	12	7311.00	43.61	54.00	-10.39	56.60	35.65	11.69	60.33	0.00	323	137	AVERAGE
Limit	Read	Ant	Cable	Preamp	Aux	APos	TPos	Remark																																																																																																																																																																																																																																																																																																																																
Freq	Level	Line	Margin	Level	Factor	Loss	Factor	Factor	cm	deg																																																																																																																																																																																																																																																																																																																														
1	3585.00	47.07	87.48	-40.41	66.59	33.14	8.22	60.88	0.00	---	---	Peak																																																																																																																																																																																																																																																																																																																												
2	3840.00	50.03	74.00	-23.97	69.44	33.72	8.41	61.54	0.00	300	133	Peak																																																																																																																																																																																																																																																																																																																												
3	3840.00	39.02	54.00	-14.98	58.43	33.72	8.41	61.54	0.00	300	133	Average																																																																																																																																																																																																																																																																																																																												
4	4185.00	49.26	74.00	-24.74	66.57	35.23	8.02	61.36	0.00	275	128	Peak																																																																																																																																																																																																																																																																																																																												
5	4185.00	38.57	54.00	-15.43	55.88	35.23	8.02	61.36	0.00	275	128	Average																																																																																																																																																																																																																																																																																																																												
6	4874.00	43.73	74.00	-30.27	60.88	34.20	9.52	60.87	0.00	---	---	PEAK																																																																																																																																																																																																																																																																																																																												
7	5055.00	48.03	74.00	-25.97	64.85	34.20	9.70	60.72	0.00	100	131	Peak																																																																																																																																																																																																																																																																																																																												
8	5055.00	40.51	54.00	-13.49	57.33	34.20	9.70	60.72	0.00	100	131	Average																																																																																																																																																																																																																																																																																																																												
9	5250.00	49.92	87.48	-37.56	66.16	34.40	9.86	60.50	0.00	---	---	Peak																																																																																																																																																																																																																																																																																																																												
10	7311.00	44.61	74.00	-29.39	57.61	35.64	11.69	60.33	0.00	---	---	PEAK																																																																																																																																																																																																																																																																																																																												
Limit	Read	Ant	Cable	Preamp	Aux	APos	TPos	Remark																																																																																																																																																																																																																																																																																																																																
Freq	Level	Line	Margin	Level	Factor	Loss	Factor	Factor	cm	deg																																																																																																																																																																																																																																																																																																																														
1	3555.00	50.52	80.96	-30.44	70.23	33.02	8.18	60.91	0.00	---	---	Peak																																																																																																																																																																																																																																																																																																																												
2	3885.00	52.69	74.00	-21.31	71.79	33.94	8.47	61.51	0.00	300	26	Peak																																																																																																																																																																																																																																																																																																																												
3	3885.00	42.12	54.00	-11.88	61.22	33.94	8.47	61.51	0.00	300	26	Average																																																																																																																																																																																																																																																																																																																												
4	4080.00	40.11	74.00	-25.89	66.07	34.74	8.71	61.41	0.00	100	278	Peak																																																																																																																																																																																																																																																																																																																												
5	4080.00	38.02	54.00	-15.98	55.98	34.74	8.71	61.41	0.00	100	278	Average																																																																																																																																																																																																																																																																																																																												
6	4874.00	45.07	74.00	-28.93	62.22	34.20	9.52	60.87	0.00	---	---	PEAK																																																																																																																																																																																																																																																																																																																												
7	4995.00	51.38	74.00	-22.62	68.40	34.11	9.65	60.78	0.00	136	275	Peak																																																																																																																																																																																																																																																																																																																												
8	4995.00	41.97	54.00	-12.03	58.99	34.11	9.65	60.78	0.00	136	275	Average																																																																																																																																																																																																																																																																																																																												
9	5255.00	54.01	80.96	-26.95	70.17	34.46	9.87	60.49	0.00	---	---	Peak																																																																																																																																																																																																																																																																																																																												
10	5985.00	49.56	80.96	-31.40	64.07	35.27	10.57	60.35	0.00	---	---	Peak																																																																																																																																																																																																																																																																																																																												
11	7311.00	50.12	74.00	-23.88	63.12	35.64	11.69	60.33	0.00	323	137	PEAK																																																																																																																																																																																																																																																																																																																												
12	7311.00	43.61	54.00	-10.39	56.60	35.65	11.69	60.33	0.00	323	137	AVERAGE																																																																																																																																																																																																																																																																																																																												
100K Ref. Level	 <table border="1"> <thead> <tr> <th>Limit</th> <th>Read</th> <th>Ant</th> <th>Cable</th> <th>Preamp</th> <th>Aux</th> <th>APos</th> <th>TPos</th> <th>Remark</th> </tr> <tr> <th>Freq</th> <th>Level</th> <th>Line</th> <th>Margin</th> <th>Level</th> <th>Factor</th> <th>Loss</th> <th>Factor</th> <th>Factor</th> <th>cm</th> <th>deg</th> </tr> </thead> <tbody> <tr><td>1</td><td>2437.00</td><td>107.68</td><td>74.00</td><td>33.68</td><td>95.14</td><td>32.42</td><td>6.67</td><td>32.75</td><td>6.00</td><td>100</td><td>217</td><td>PEAK</td></tr> </tbody> </table>	Limit	Read	Ant	Cable	Preamp	Aux	APos	TPos	Remark	Freq	Level	Line	Margin	Level	Factor	Loss	Factor	Factor	cm	deg	1	2437.00	107.68	74.00	33.68	95.14	32.42	6.67	32.75	6.00	100	217	PEAK	 <table border="1"> <thead> <tr> <th>Limit</th> <th>Read</th> <th>Ant</th> <th>Cable</th> <th>Preamp</th> <th>Aux</th> <th>APos</th> <th>TPos</th> <th>Remark</th> </tr> <tr> <th>Freq</th> <th>Level</th> <th>Line</th> <th>Margin</th> <th>Level</th> <th>Factor</th> <th>Loss</th> <th>Factor</th> <th>Factor</th> <th>cm</th> <th>deg</th> </tr> </thead> <tbody> <tr><td>1</td><td>2437.00</td><td>100.96</td><td>74.00</td><td>26.96</td><td>89.62</td><td>32.42</td><td>6.67</td><td>32.75</td><td>6.00</td><td>300</td><td>226</td><td>PEAK</td></tr> </tbody> </table>	Limit	Read	Ant	Cable	Preamp	Aux	APos	TPos	Remark	Freq	Level	Line	Margin	Level	Factor	Loss	Factor	Factor	cm	deg	1	2437.00	100.96	74.00	26.96	89.62	32.42	6.67	32.75	6.00	300	226	PEAK																																																																																																																																																																																																																																																																				
Limit	Read	Ant	Cable	Preamp	Aux	APos	TPos	Remark																																																																																																																																																																																																																																																																																																																																
Freq	Level	Line	Margin	Level	Factor	Loss	Factor	Factor	cm	deg																																																																																																																																																																																																																																																																																																																														
1	2437.00	107.68	74.00	33.68	95.14	32.42	6.67	32.75	6.00	100	217	PEAK																																																																																																																																																																																																																																																																																																																												
Limit	Read	Ant	Cable	Preamp	Aux	APos	TPos	Remark																																																																																																																																																																																																																																																																																																																																
Freq	Level	Line	Margin	Level	Factor	Loss	Factor	Factor	cm	deg																																																																																																																																																																																																																																																																																																																														
1	2437.00	100.96	74.00	26.96	89.62	32.42	6.67	32.75	6.00	300	226	PEAK																																																																																																																																																																																																																																																																																																																												

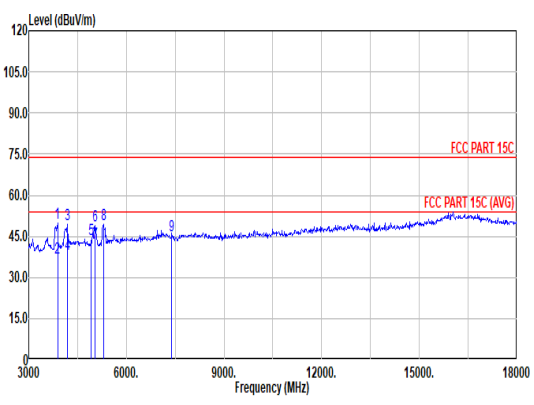
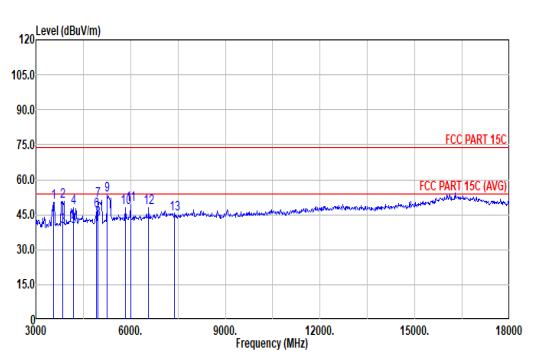
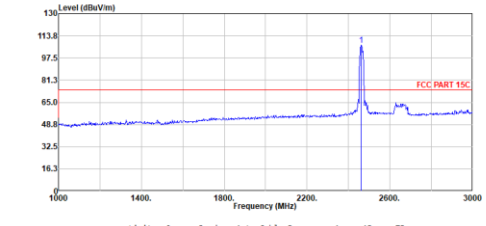
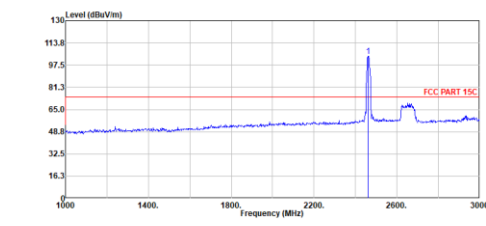


		3																																																																																					
Mode	Band Edge																																																																																						
	2400-2483.5_802.11b_CH11_2462MHz																																																																																						
ANT	1																																																																																						
Pol.	Horizontal	Fundamental																																																																																					
Peak	<table border="1"> <thead> <tr> <th>Limit</th> <th>Read</th> <th>Ant</th> <th>Cable</th> <th>Preamp</th> <th>Aux</th> <th>Apos</th> <th>TPos</th> <th>Remark</th> </tr> <tr> <th>Freq</th> <th>Level</th> <th>Line</th> <th>Margin</th> <th>Level</th> <th>Factor</th> <th>Loss</th> <th>Factor</th> <th>Factor</th> </tr> <tr> <th>MHz</th> <th>dBuV/m</th> <th>dBuV/m</th> <th>dB</th> <th>dBuV</th> <th>dB/m</th> <th>dB</th> <th>dB</th> <th>dB</th> </tr> </thead> <tbody> <tr> <td>1</td> <td>2495.14</td> <td>56.79</td> <td>74.00</td> <td>-17.21</td> <td>43.77</td> <td>32.86</td> <td>6.75</td> <td>32.59</td> <td>6.00</td> <td>186</td> <td>360</td> <td>PEAK</td> </tr> </tbody> </table>	Limit	Read	Ant	Cable	Preamp	Aux	Apos	TPos	Remark	Freq	Level	Line	Margin	Level	Factor	Loss	Factor	Factor	MHz	dBuV/m	dBuV/m	dB	dBuV	dB/m	dB	dB	dB	1	2495.14	56.79	74.00	-17.21	43.77	32.86	6.75	32.59	6.00	186	360	PEAK	<table border="1"> <thead> <tr> <th>Limit</th> <th>Over</th> <th>Read</th> <th>Ant</th> <th>Cable</th> <th>Preamp</th> <th>Aux</th> <th>Apos</th> <th>TPos</th> <th>Remark</th> </tr> <tr> <th>Freq</th> <th>Level</th> <th>Line</th> <th>Limit</th> <th>Level</th> <th>Factor</th> <th>Loss</th> <th>Factor</th> <th>Factor</th> <th>Remark</th> </tr> <tr> <th>MHz</th> <th>dBuV/m</th> <th>dBuV/m</th> <th>dB</th> <th>dBuV</th> <th>dB/m</th> <th>dB</th> <th>dB</th> <th>dB</th> <th>cm</th> <th>deg</th> </tr> </thead> <tbody> <tr> <td>1</td> <td>2462.00</td> <td>107.52</td> <td>-----</td> <td>-----</td> <td>94.90</td> <td>32.60</td> <td>6.70</td> <td>32.68</td> <td>6.00</td> <td>186</td> <td>360</td> <td>PEAK</td> </tr> </tbody> </table>		Limit	Over	Read	Ant	Cable	Preamp	Aux	Apos	TPos	Remark	Freq	Level	Line	Limit	Level	Factor	Loss	Factor	Factor	Remark	MHz	dBuV/m	dBuV/m	dB	dBuV	dB/m	dB	dB	dB	cm	deg	1	2462.00	107.52	-----	-----	94.90	32.60	6.70	32.68	6.00	186	360	PEAK
	Limit	Read	Ant	Cable	Preamp	Aux	Apos	TPos	Remark																																																																														
Freq	Level	Line	Margin	Level	Factor	Loss	Factor	Factor																																																																															
MHz	dBuV/m	dBuV/m	dB	dBuV	dB/m	dB	dB	dB																																																																															
1	2495.14	56.79	74.00	-17.21	43.77	32.86	6.75	32.59	6.00	186	360	PEAK																																																																											
Limit	Over	Read	Ant	Cable	Preamp	Aux	Apos	TPos	Remark																																																																														
Freq	Level	Line	Limit	Level	Factor	Loss	Factor	Factor	Remark																																																																														
MHz	dBuV/m	dBuV/m	dB	dBuV	dB/m	dB	dB	dB	cm	deg																																																																													
1	2462.00	107.52	-----	-----	94.90	32.60	6.70	32.68	6.00	186	360	PEAK																																																																											
Avg	<table border="1"> <thead> <tr> <th>Limit</th> <th>Read</th> <th>Ant</th> <th>Cable</th> <th>Preamp</th> <th>Aux</th> <th>Apos</th> <th>TPos</th> <th>Remark</th> </tr> <tr> <th>Freq</th> <th>Level</th> <th>Line</th> <th>Margin</th> <th>Level</th> <th>Factor</th> <th>Loss</th> <th>Factor</th> <th>Factor</th> </tr> <tr> <th>MHz</th> <th>dBuV/m</th> <th>dBuV/m</th> <th>dB</th> <th>dBuV</th> <th>dB/m</th> <th>dB</th> <th>dB</th> <th>dB</th> </tr> </thead> <tbody> <tr> <td>1</td> <td>2488.56</td> <td>45.48</td> <td>54.00</td> <td>-8.52</td> <td>32.54</td> <td>32.81</td> <td>6.74</td> <td>32.61</td> <td>6.00</td> <td>186</td> <td>360</td> <td>AVERAGE</td> </tr> </tbody> </table>	Limit	Read	Ant	Cable	Preamp	Aux	Apos	TPos	Remark	Freq	Level	Line	Margin	Level	Factor	Loss	Factor	Factor	MHz	dBuV/m	dBuV/m	dB	dBuV	dB/m	dB	dB	dB	1	2488.56	45.48	54.00	-8.52	32.54	32.81	6.74	32.61	6.00	186	360	AVERAGE	<table border="1"> <thead> <tr> <th>Limit</th> <th>Read</th> <th>Ant</th> <th>Cable</th> <th>Preamp</th> <th>Aux</th> <th>Apos</th> <th>TPos</th> <th>Remark</th> </tr> <tr> <th>Freq</th> <th>Level</th> <th>Line</th> <th>Margin</th> <th>Level</th> <th>Factor</th> <th>Loss</th> <th>Factor</th> <th>Factor</th> </tr> <tr> <th>MHz</th> <th>dBuV/m</th> <th>dBuV/m</th> <th>dB</th> <th>dBuV</th> <th>dB/m</th> <th>dB</th> <th>dB</th> <th>dB</th> </tr> </thead> <tbody> <tr> <td>1</td> <td>2462.00</td> <td>102.64</td> <td>-----</td> <td>-----</td> <td>90.00</td> <td>32.61</td> <td>6.71</td> <td>32.68</td> <td>6.00</td> <td>186</td> <td>360</td> <td>AVERAGE</td> </tr> </tbody> </table>		Limit	Read	Ant	Cable	Preamp	Aux	Apos	TPos	Remark	Freq	Level	Line	Margin	Level	Factor	Loss	Factor	Factor	MHz	dBuV/m	dBuV/m	dB	dBuV	dB/m	dB	dB	dB	1	2462.00	102.64	-----	-----	90.00	32.61	6.71	32.68	6.00	186	360	AVERAGE				
	Limit	Read	Ant	Cable	Preamp	Aux	Apos	TPos	Remark																																																																														
Freq	Level	Line	Margin	Level	Factor	Loss	Factor	Factor																																																																															
MHz	dBuV/m	dBuV/m	dB	dBuV	dB/m	dB	dB	dB																																																																															
1	2488.56	45.48	54.00	-8.52	32.54	32.81	6.74	32.61	6.00	186	360	AVERAGE																																																																											
Limit	Read	Ant	Cable	Preamp	Aux	Apos	TPos	Remark																																																																															
Freq	Level	Line	Margin	Level	Factor	Loss	Factor	Factor																																																																															
MHz	dBuV/m	dBuV/m	dB	dBuV	dB/m	dB	dB	dB																																																																															
1	2462.00	102.64	-----	-----	90.00	32.61	6.71	32.68	6.00	186	360	AVERAGE																																																																											



Mode	3																																																																																																									
	Band Edge																																																																																																									
	2400-2483.5_802.11b_CH11_2462MHz																																																																																																									
ANT	1																																																																																																									
Pol.	Vertical	Fundamental																																																																																																								
Peak	<table border="1"> <thead> <tr> <th>Limit</th> <th>Read</th> <th>Ant</th> <th>Cable Preamp</th> <th>Aux</th> <th>APos</th> <th>TPos</th> <th>Remark</th> </tr> <tr> <th>Freq</th> <th>Level</th> <th>Line Margin</th> <th>Level Factor</th> <th>Loss Factor</th> <th>Factor</th> <th></th> <th></th> </tr> <tr> <th>MHz</th> <th>dBuV/m</th> <th>dBuV/m</th> <th>dB</th> <th>dBuV</th> <th>dB/m</th> <th>dB</th> <th>dB</th> </tr> </thead> <tbody> <tr> <td>1 2487.92</td> <td>55.75</td> <td>74.00</td> <td>-18.25</td> <td>42.82</td> <td>32.80</td> <td>6.74</td> <td>32.61</td> </tr> <tr> <td></td> <td></td> <td></td> <td></td> <td>6.00</td> <td></td> <td></td> <td>300</td> </tr> <tr> <td></td> <td></td> <td></td> <td></td> <td></td> <td></td> <td></td> <td>97 PEAK</td> </tr> </tbody> </table>	Limit	Read	Ant	Cable Preamp	Aux	APos	TPos	Remark	Freq	Level	Line Margin	Level Factor	Loss Factor	Factor			MHz	dBuV/m	dBuV/m	dB	dBuV	dB/m	dB	dB	1 2487.92	55.75	74.00	-18.25	42.82	32.80	6.74	32.61					6.00			300								97 PEAK	<table border="1"> <thead> <tr> <th>Limit</th> <th>Read</th> <th>Ant</th> <th>Cable Preamp</th> <th>Aux</th> <th>APos</th> <th>TPos</th> <th>Remark</th> </tr> <tr> <th>Freq</th> <th>Level</th> <th>Line Margin</th> <th>Level Factor</th> <th>Loss Factor</th> <th>Factor</th> <th></th> <th></th> </tr> <tr> <th>MHz</th> <th>dBuV/m</th> <th>dBuV/m</th> <th>dB</th> <th>dBuV</th> <th>dB/m</th> <th>dB</th> <th>dB</th> </tr> </thead> <tbody> <tr> <td>1 2462.00</td> <td>104.24</td> <td>-----</td> <td>-----</td> <td>91.62</td> <td>32.60</td> <td>6.70</td> <td>32.68</td> </tr> <tr> <td></td> <td></td> <td></td> <td></td> <td>6.00</td> <td></td> <td></td> <td>300</td> </tr> <tr> <td></td> <td></td> <td></td> <td></td> <td></td> <td></td> <td></td> <td>97 PEAK</td> </tr> </tbody> </table>	Limit	Read	Ant	Cable Preamp	Aux	APos	TPos	Remark	Freq	Level	Line Margin	Level Factor	Loss Factor	Factor			MHz	dBuV/m	dBuV/m	dB	dBuV	dB/m	dB	dB	1 2462.00	104.24	-----	-----	91.62	32.60	6.70	32.68					6.00			300								97 PEAK								
	Limit	Read	Ant	Cable Preamp	Aux	APos	TPos	Remark																																																																																																		
Freq	Level	Line Margin	Level Factor	Loss Factor	Factor																																																																																																					
MHz	dBuV/m	dBuV/m	dB	dBuV	dB/m	dB	dB																																																																																																			
1 2487.92	55.75	74.00	-18.25	42.82	32.80	6.74	32.61																																																																																																			
				6.00			300																																																																																																			
							97 PEAK																																																																																																			
Limit	Read	Ant	Cable Preamp	Aux	APos	TPos	Remark																																																																																																			
Freq	Level	Line Margin	Level Factor	Loss Factor	Factor																																																																																																					
MHz	dBuV/m	dBuV/m	dB	dBuV	dB/m	dB	dB																																																																																																			
1 2462.00	104.24	-----	-----	91.62	32.60	6.70	32.68																																																																																																			
				6.00			300																																																																																																			
							97 PEAK																																																																																																			
Avg	<table border="1"> <thead> <tr> <th>Limit</th> <th>Read</th> <th>Ant</th> <th>Cable Preamp</th> <th>Aux</th> <th>APos</th> <th>TPos</th> <th>Remark</th> </tr> <tr> <th>Freq</th> <th>Level</th> <th>Line Margin</th> <th>Level Factor</th> <th>Loss Factor</th> <th>Factor</th> <th></th> <th></th> </tr> <tr> <th>MHz</th> <th>dBuV/m</th> <th>dBuV/m</th> <th>dB</th> <th>dBuV</th> <th>dB/m</th> <th>dB</th> <th>dB</th> </tr> </thead> <tbody> <tr> <td>1 2488.79</td> <td>43.76</td> <td>54.00</td> <td>-10.24</td> <td>30.82</td> <td>32.81</td> <td>6.74</td> <td>32.61</td> </tr> <tr> <td></td> <td></td> <td></td> <td></td> <td>6.00</td> <td></td> <td></td> <td>300</td> </tr> <tr> <td></td> <td></td> <td></td> <td></td> <td></td> <td></td> <td></td> <td>97 AVERAGE</td> </tr> </tbody> </table>	Limit	Read	Ant	Cable Preamp	Aux	APos	TPos	Remark	Freq	Level	Line Margin	Level Factor	Loss Factor	Factor			MHz	dBuV/m	dBuV/m	dB	dBuV	dB/m	dB	dB	1 2488.79	43.76	54.00	-10.24	30.82	32.81	6.74	32.61					6.00			300								97 AVERAGE	<table border="1"> <thead> <tr> <th>Limit</th> <th>Read</th> <th>Ant</th> <th>Cable Preamp</th> <th>Aux</th> <th>APos</th> <th>TPos</th> <th>Remark</th> </tr> <tr> <th>Freq</th> <th>Level</th> <th>Line Margin</th> <th>Level Factor</th> <th>Loss Factor</th> <th>Factor</th> <th></th> <th></th> </tr> <tr> <th>MHz</th> <th>dBuV/m</th> <th>dBuV/m</th> <th>dB</th> <th>dBuV</th> <th>dB/m</th> <th>dB</th> <th>dB</th> </tr> </thead> <tbody> <tr> <td>1 2462.00</td> <td>99.44</td> <td>-----</td> <td>-----</td> <td>86.82</td> <td>32.60</td> <td>6.70</td> <td>32.68</td> </tr> <tr> <td>2 2656.00</td> <td>51.59</td> <td>-----</td> <td>-----</td> <td>39.11</td> <td>31.95</td> <td>6.98</td> <td>32.45</td> </tr> <tr> <td></td> <td></td> <td></td> <td></td> <td>6.00</td> <td></td> <td></td> <td>300</td> </tr> <tr> <td></td> <td></td> <td></td> <td></td> <td></td> <td></td> <td></td> <td>97 AVERAGE</td> </tr> </tbody> </table>	Limit	Read	Ant	Cable Preamp	Aux	APos	TPos	Remark	Freq	Level	Line Margin	Level Factor	Loss Factor	Factor			MHz	dBuV/m	dBuV/m	dB	dBuV	dB/m	dB	dB	1 2462.00	99.44	-----	-----	86.82	32.60	6.70	32.68	2 2656.00	51.59	-----	-----	39.11	31.95	6.98	32.45					6.00			300								97 AVERAGE
Limit	Read	Ant	Cable Preamp	Aux	APos	TPos	Remark																																																																																																			
Freq	Level	Line Margin	Level Factor	Loss Factor	Factor																																																																																																					
MHz	dBuV/m	dBuV/m	dB	dBuV	dB/m	dB	dB																																																																																																			
1 2488.79	43.76	54.00	-10.24	30.82	32.81	6.74	32.61																																																																																																			
				6.00			300																																																																																																			
							97 AVERAGE																																																																																																			
Limit	Read	Ant	Cable Preamp	Aux	APos	TPos	Remark																																																																																																			
Freq	Level	Line Margin	Level Factor	Loss Factor	Factor																																																																																																					
MHz	dBuV/m	dBuV/m	dB	dBuV	dB/m	dB	dB																																																																																																			
1 2462.00	99.44	-----	-----	86.82	32.60	6.70	32.68																																																																																																			
2 2656.00	51.59	-----	-----	39.11	31.95	6.98	32.45																																																																																																			
				6.00			300																																																																																																			
							97 AVERAGE																																																																																																			



Mode	3																																																																																																																																																																																																																																																																																																																																																					
	Harmonic																																																																																																																																																																																																																																																																																																																																																					
	2400-2483.5_802.11b_CH11_2462MHz																																																																																																																																																																																																																																																																																																																																																					
ANT	1																																																																																																																																																																																																																																																																																																																																																					
Pol.	Horizontal	Vertical																																																																																																																																																																																																																																																																																																																																																				
Peak Avg	 <table border="1"> <thead> <tr> <th>Limit</th> <th>Read</th> <th>Ant</th> <th>Cable</th> <th>Preamp</th> <th>Aux</th> <th>APos</th> <th>TPos</th> <th>Remark</th> </tr> <tr> <th>Freq</th> <th>Level</th> <th>Line</th> <th>Margin</th> <th>Level</th> <th>Factor</th> <th>Loss</th> <th>Factor</th> <th>Factor</th> </tr> <tr> <th>NHz</th> <th>dBuV/m</th> <th>dBuV/m</th> <th>dB</th> <th>dBuV</th> <th>dB/m</th> <th>dB</th> <th>dB</th> <th>cm</th> </tr> </thead> <tbody> <tr><td>1</td><td>3885.00</td><td>49.60</td><td>74.00</td><td>-24.40</td><td>68.70</td><td>33.94</td><td>8.47</td><td>61.51</td><td>0.00</td><td>100</td><td>198</td><td>Peak</td></tr> <tr><td>2</td><td>3885.00</td><td>37.01</td><td>54.00</td><td>-16.99</td><td>56.11</td><td>33.94</td><td>8.47</td><td>61.51</td><td>0.00</td><td>100</td><td>198</td><td>Average</td></tr> <tr><td>3</td><td>4185.00</td><td>49.47</td><td>74.00</td><td>-24.53</td><td>66.78</td><td>35.23</td><td>8.82</td><td>61.36</td><td>0.00</td><td>181</td><td>355</td><td>Peak</td></tr> <tr><td>4</td><td>4185.00</td><td>38.60</td><td>54.00</td><td>-15.40</td><td>55.91</td><td>35.23</td><td>8.82</td><td>61.36</td><td>0.00</td><td>181</td><td>355</td><td>Average</td></tr> <tr><td>5</td><td>4924.00</td><td>43.73</td><td>74.00</td><td>-30.27</td><td>60.79</td><td>34.20</td><td>9.57</td><td>60.83</td><td>0.00</td><td>---</td><td>---</td><td>PEAK</td></tr> <tr><td>6</td><td>5025.00</td><td>49.11</td><td>74.00</td><td>-24.89</td><td>66.03</td><td>34.15</td><td>9.68</td><td>60.75</td><td>0.00</td><td>289</td><td>304</td><td>Peak</td></tr> <tr><td>7</td><td>5025.00</td><td>42.73</td><td>54.00</td><td>-11.27</td><td>59.65</td><td>34.15</td><td>9.68</td><td>60.75</td><td>0.00</td><td>289</td><td>304</td><td>Average</td></tr> <tr><td>8</td><td>5295.00</td><td>49.22</td><td>86.88</td><td>-37.66</td><td>65.21</td><td>34.58</td><td>9.88</td><td>60.45</td><td>0.00</td><td>---</td><td>---</td><td>PEAK</td></tr> <tr><td>9</td><td>7386.00</td><td>45.27</td><td>74.00</td><td>-28.73</td><td>58.31</td><td>35.73</td><td>11.72</td><td>60.49</td><td>0.00</td><td>---</td><td>---</td><td>PEAK</td></tr> </tbody> </table>	Limit	Read	Ant	Cable	Preamp	Aux	APos	TPos	Remark	Freq	Level	Line	Margin	Level	Factor	Loss	Factor	Factor	NHz	dBuV/m	dBuV/m	dB	dBuV	dB/m	dB	dB	cm	1	3885.00	49.60	74.00	-24.40	68.70	33.94	8.47	61.51	0.00	100	198	Peak	2	3885.00	37.01	54.00	-16.99	56.11	33.94	8.47	61.51	0.00	100	198	Average	3	4185.00	49.47	74.00	-24.53	66.78	35.23	8.82	61.36	0.00	181	355	Peak	4	4185.00	38.60	54.00	-15.40	55.91	35.23	8.82	61.36	0.00	181	355	Average	5	4924.00	43.73	74.00	-30.27	60.79	34.20	9.57	60.83	0.00	---	---	PEAK	6	5025.00	49.11	74.00	-24.89	66.03	34.15	9.68	60.75	0.00	289	304	Peak	7	5025.00	42.73	54.00	-11.27	59.65	34.15	9.68	60.75	0.00	289	304	Average	8	5295.00	49.22	86.88	-37.66	65.21	34.58	9.88	60.45	0.00	---	---	PEAK	9	7386.00	45.27	74.00	-28.73	58.31	35.73	11.72	60.49	0.00	---	---	PEAK	 <table border="1"> <thead> <tr> <th>Limit</th> <th>Read</th> <th>Ant</th> <th>Cable</th> <th>Preamp</th> <th>Aux</th> <th>APos</th> <th>TPos</th> <th>Remark</th> </tr> <tr> <th>Freq</th> <th>Level</th> <th>Line</th> <th>Margin</th> <th>Level</th> <th>Factor</th> <th>Loss</th> <th>Factor</th> <th>Factor</th> </tr> <tr> <th>NHz</th> <th>dBuV/m</th> <th>dBuV/m</th> <th>dB</th> <th>dBuV</th> <th>dB/m</th> <th>dB</th> <th>dB</th> <th>cm</th> </tr> </thead> <tbody> <tr><td>1</td><td>3555.00</td><td>50.24</td><td>84.15</td><td>-33.91</td><td>69.95</td><td>33.02</td><td>8.18</td><td>60.91</td><td>0.00</td><td>---</td><td>---</td><td>Peak</td></tr> <tr><td>2</td><td>3855.00</td><td>50.82</td><td>74.00</td><td>-23.18</td><td>70.10</td><td>33.82</td><td>8.43</td><td>61.53</td><td>0.00</td><td>289</td><td>38</td><td>Peak</td></tr> <tr><td>3</td><td>3855.00</td><td>39.71</td><td>54.00</td><td>-14.29</td><td>58.99</td><td>33.82</td><td>8.43</td><td>61.53</td><td>0.00</td><td>289</td><td>38</td><td>Average</td></tr> <tr><td>4</td><td>4185.00</td><td>48.09</td><td>74.00</td><td>-25.91</td><td>65.40</td><td>35.23</td><td>8.82</td><td>61.36</td><td>0.00</td><td>100</td><td>71</td><td>Peak</td></tr> <tr><td>5</td><td>4185.00</td><td>39.66</td><td>54.00</td><td>-14.34</td><td>56.97</td><td>35.23</td><td>8.82</td><td>61.36</td><td>0.00</td><td>100</td><td>71</td><td>Average</td></tr> <tr><td>6</td><td>4924.00</td><td>46.65</td><td>74.00</td><td>-27.35</td><td>63.71</td><td>34.20</td><td>9.57</td><td>60.83</td><td>0.00</td><td>---</td><td>---</td><td>PEAK</td></tr> <tr><td>7</td><td>4965.00</td><td>51.22</td><td>74.00</td><td>-22.78</td><td>66.23</td><td>34.17</td><td>9.62</td><td>60.80</td><td>0.00</td><td>100</td><td>259</td><td>Peak</td></tr> <tr><td>8</td><td>4965.00</td><td>42.88</td><td>54.00</td><td>-11.12</td><td>59.89</td><td>34.17</td><td>9.62</td><td>60.80</td><td>0.00</td><td>100</td><td>259</td><td>Average</td></tr> <tr><td>9</td><td>5265.00</td><td>53.60</td><td>84.15</td><td>-30.55</td><td>69.76</td><td>34.46</td><td>9.87</td><td>60.49</td><td>0.00</td><td>---</td><td>---</td><td>Peak</td></tr> <tr><td>10</td><td>5835.00</td><td>47.86</td><td>84.15</td><td>-36.29</td><td>62.87</td><td>34.84</td><td>10.44</td><td>60.29</td><td>0.00</td><td>---</td><td>---</td><td>Peak</td></tr> <tr><td>11</td><td>6000.00</td><td>49.20</td><td>84.15</td><td>-34.95</td><td>63.67</td><td>35.30</td><td>10.58</td><td>60.35</td><td>0.00</td><td>---</td><td>---</td><td>Peak</td></tr> <tr><td>12</td><td>6570.00</td><td>48.21</td><td>84.15</td><td>-35.94</td><td>62.07</td><td>35.60</td><td>11.06</td><td>60.52</td><td>0.00</td><td>---</td><td>---</td><td>Peak</td></tr> <tr><td>13</td><td>7386.00</td><td>45.35</td><td>74.00</td><td>-28.65</td><td>58.39</td><td>35.73</td><td>11.72</td><td>60.49</td><td>0.00</td><td>---</td><td>---</td><td>PEAK</td></tr> </tbody> </table>	Limit	Read	Ant	Cable	Preamp	Aux	APos	TPos	Remark	Freq	Level	Line	Margin	Level	Factor	Loss	Factor	Factor	NHz	dBuV/m	dBuV/m	dB	dBuV	dB/m	dB	dB	cm	1	3555.00	50.24	84.15	-33.91	69.95	33.02	8.18	60.91	0.00	---	---	Peak	2	3855.00	50.82	74.00	-23.18	70.10	33.82	8.43	61.53	0.00	289	38	Peak	3	3855.00	39.71	54.00	-14.29	58.99	33.82	8.43	61.53	0.00	289	38	Average	4	4185.00	48.09	74.00	-25.91	65.40	35.23	8.82	61.36	0.00	100	71	Peak	5	4185.00	39.66	54.00	-14.34	56.97	35.23	8.82	61.36	0.00	100	71	Average	6	4924.00	46.65	74.00	-27.35	63.71	34.20	9.57	60.83	0.00	---	---	PEAK	7	4965.00	51.22	74.00	-22.78	66.23	34.17	9.62	60.80	0.00	100	259	Peak	8	4965.00	42.88	54.00	-11.12	59.89	34.17	9.62	60.80	0.00	100	259	Average	9	5265.00	53.60	84.15	-30.55	69.76	34.46	9.87	60.49	0.00	---	---	Peak	10	5835.00	47.86	84.15	-36.29	62.87	34.84	10.44	60.29	0.00	---	---	Peak	11	6000.00	49.20	84.15	-34.95	63.67	35.30	10.58	60.35	0.00	---	---	Peak	12	6570.00	48.21	84.15	-35.94	62.07	35.60	11.06	60.52	0.00	---	---	Peak	13	7386.00	45.35	74.00	-28.65	58.39	35.73	11.72	60.49	0.00	---	---	PEAK
Limit	Read	Ant	Cable	Preamp	Aux	APos	TPos	Remark																																																																																																																																																																																																																																																																																																																																														
Freq	Level	Line	Margin	Level	Factor	Loss	Factor	Factor																																																																																																																																																																																																																																																																																																																																														
NHz	dBuV/m	dBuV/m	dB	dBuV	dB/m	dB	dB	cm																																																																																																																																																																																																																																																																																																																																														
1	3885.00	49.60	74.00	-24.40	68.70	33.94	8.47	61.51	0.00	100	198	Peak																																																																																																																																																																																																																																																																																																																																										
2	3885.00	37.01	54.00	-16.99	56.11	33.94	8.47	61.51	0.00	100	198	Average																																																																																																																																																																																																																																																																																																																																										
3	4185.00	49.47	74.00	-24.53	66.78	35.23	8.82	61.36	0.00	181	355	Peak																																																																																																																																																																																																																																																																																																																																										
4	4185.00	38.60	54.00	-15.40	55.91	35.23	8.82	61.36	0.00	181	355	Average																																																																																																																																																																																																																																																																																																																																										
5	4924.00	43.73	74.00	-30.27	60.79	34.20	9.57	60.83	0.00	---	---	PEAK																																																																																																																																																																																																																																																																																																																																										
6	5025.00	49.11	74.00	-24.89	66.03	34.15	9.68	60.75	0.00	289	304	Peak																																																																																																																																																																																																																																																																																																																																										
7	5025.00	42.73	54.00	-11.27	59.65	34.15	9.68	60.75	0.00	289	304	Average																																																																																																																																																																																																																																																																																																																																										
8	5295.00	49.22	86.88	-37.66	65.21	34.58	9.88	60.45	0.00	---	---	PEAK																																																																																																																																																																																																																																																																																																																																										
9	7386.00	45.27	74.00	-28.73	58.31	35.73	11.72	60.49	0.00	---	---	PEAK																																																																																																																																																																																																																																																																																																																																										
Limit	Read	Ant	Cable	Preamp	Aux	APos	TPos	Remark																																																																																																																																																																																																																																																																																																																																														
Freq	Level	Line	Margin	Level	Factor	Loss	Factor	Factor																																																																																																																																																																																																																																																																																																																																														
NHz	dBuV/m	dBuV/m	dB	dBuV	dB/m	dB	dB	cm																																																																																																																																																																																																																																																																																																																																														
1	3555.00	50.24	84.15	-33.91	69.95	33.02	8.18	60.91	0.00	---	---	Peak																																																																																																																																																																																																																																																																																																																																										
2	3855.00	50.82	74.00	-23.18	70.10	33.82	8.43	61.53	0.00	289	38	Peak																																																																																																																																																																																																																																																																																																																																										
3	3855.00	39.71	54.00	-14.29	58.99	33.82	8.43	61.53	0.00	289	38	Average																																																																																																																																																																																																																																																																																																																																										
4	4185.00	48.09	74.00	-25.91	65.40	35.23	8.82	61.36	0.00	100	71	Peak																																																																																																																																																																																																																																																																																																																																										
5	4185.00	39.66	54.00	-14.34	56.97	35.23	8.82	61.36	0.00	100	71	Average																																																																																																																																																																																																																																																																																																																																										
6	4924.00	46.65	74.00	-27.35	63.71	34.20	9.57	60.83	0.00	---	---	PEAK																																																																																																																																																																																																																																																																																																																																										
7	4965.00	51.22	74.00	-22.78	66.23	34.17	9.62	60.80	0.00	100	259	Peak																																																																																																																																																																																																																																																																																																																																										
8	4965.00	42.88	54.00	-11.12	59.89	34.17	9.62	60.80	0.00	100	259	Average																																																																																																																																																																																																																																																																																																																																										
9	5265.00	53.60	84.15	-30.55	69.76	34.46	9.87	60.49	0.00	---	---	Peak																																																																																																																																																																																																																																																																																																																																										
10	5835.00	47.86	84.15	-36.29	62.87	34.84	10.44	60.29	0.00	---	---	Peak																																																																																																																																																																																																																																																																																																																																										
11	6000.00	49.20	84.15	-34.95	63.67	35.30	10.58	60.35	0.00	---	---	Peak																																																																																																																																																																																																																																																																																																																																										
12	6570.00	48.21	84.15	-35.94	62.07	35.60	11.06	60.52	0.00	---	---	Peak																																																																																																																																																																																																																																																																																																																																										
13	7386.00	45.35	74.00	-28.65	58.39	35.73	11.72	60.49	0.00	---	---	PEAK																																																																																																																																																																																																																																																																																																																																										
100K Ref. Level	 <table border="1"> <thead> <tr> <th>Limit</th> <th>Over</th> <th>Read</th> <th>Ant</th> <th>Cable</th> <th>Preamp</th> <th>Aux</th> <th>APos</th> <th>TPos</th> <th>Remark</th> </tr> <tr> <th>Freq</th> <th>Level</th> <th>Line</th> <th>Limit</th> <th>Level</th> <th>Factor</th> <th>Loss</th> <th>Factor</th> <th>Factor</th> </tr> <tr> <th>NHz</th> <th>dBuV/m</th> <th>dBuV/m</th> <th>dB</th> <th>dBuV</th> <th>dB/m</th> <th>dB</th> <th>dB</th> <th>cm</th> </tr> </thead> <tbody> <tr><td>1</td><td>2462.00</td><td>106.88</td><td>74.00</td><td>32.88</td><td>94.26</td><td>32.60</td><td>6.70</td><td>32.60</td><td>6.00</td><td>100</td><td>295</td><td>Peak</td></tr> </tbody> </table>	Limit	Over	Read	Ant	Cable	Preamp	Aux	APos	TPos	Remark	Freq	Level	Line	Limit	Level	Factor	Loss	Factor	Factor	NHz	dBuV/m	dBuV/m	dB	dBuV	dB/m	dB	dB	cm	1	2462.00	106.88	74.00	32.88	94.26	32.60	6.70	32.60	6.00	100	295	Peak	 <table border="1"> <thead> <tr> <th>Limit</th> <th>Over</th> <th>Read</th> <th>Ant</th> <th>Cable</th> <th>Preamp</th> <th>Aux</th> <th>APos</th> <th>TPos</th> <th>Remark</th> </tr> <tr> <th>Freq</th> <th>Level</th> <th>Line</th> <th>Limit</th> <th>Level</th> <th>Factor</th> <th>Loss</th> <th>Factor</th> <th>Factor</th> </tr> <tr> <th>NHz</th> <th>dBuV/m</th> <th>dBuV/m</th> <th>dB</th> <th>dBuV</th> <th>dB/m</th> <th>dB</th> <th>dB</th> <th>cm</th> </tr> </thead> <tbody> <tr><td>1</td><td>2462.00</td><td>104.15</td><td>74.00</td><td>30.15</td><td>91.53</td><td>32.60</td><td>6.70</td><td>32.60</td><td>6.00</td><td>300</td><td>229</td><td>Peak</td></tr> </tbody> </table>	Limit	Over	Read	Ant	Cable	Preamp	Aux	APos	TPos	Remark	Freq	Level	Line	Limit	Level	Factor	Loss	Factor	Factor	NHz	dBuV/m	dBuV/m	dB	dBuV	dB/m	dB	dB	cm	1	2462.00	104.15	74.00	30.15	91.53	32.60	6.70	32.60	6.00	300	229	Peak																																																																																																																																																																																																																																																																		
Limit	Over	Read	Ant	Cable	Preamp	Aux	APos	TPos	Remark																																																																																																																																																																																																																																																																																																																																													
Freq	Level	Line	Limit	Level	Factor	Loss	Factor	Factor																																																																																																																																																																																																																																																																																																																																														
NHz	dBuV/m	dBuV/m	dB	dBuV	dB/m	dB	dB	cm																																																																																																																																																																																																																																																																																																																																														
1	2462.00	106.88	74.00	32.88	94.26	32.60	6.70	32.60	6.00	100	295	Peak																																																																																																																																																																																																																																																																																																																																										
Limit	Over	Read	Ant	Cable	Preamp	Aux	APos	TPos	Remark																																																																																																																																																																																																																																																																																																																																													
Freq	Level	Line	Limit	Level	Factor	Loss	Factor	Factor																																																																																																																																																																																																																																																																																																																																														
NHz	dBuV/m	dBuV/m	dB	dBuV	dB/m	dB	dB	cm																																																																																																																																																																																																																																																																																																																																														
1	2462.00	104.15	74.00	30.15	91.53	32.60	6.70	32.60	6.00	300	229	Peak																																																																																																																																																																																																																																																																																																																																										

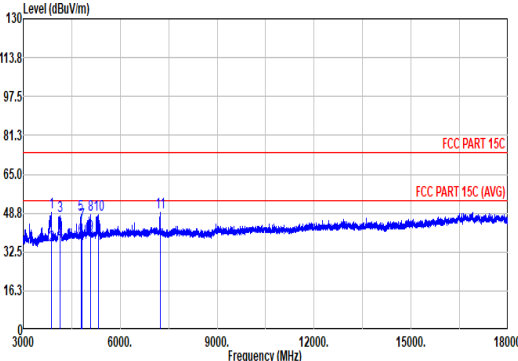
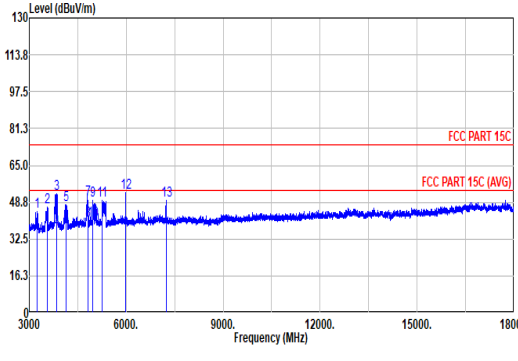
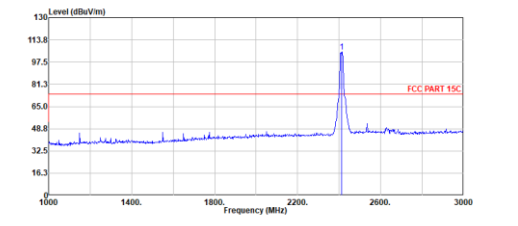
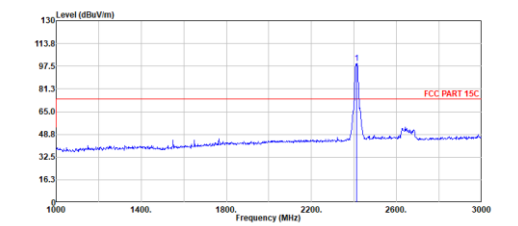


Mode	4																																																																																												
	Band Edge - L																																																																																												
	2400-2483.5_802.11g_CH01_2412MHz																																																																																												
ANT	1																																																																																												
Pol.	Horizontal	Fundamental																																																																																											
Peak	<table border="1"> <thead> <tr> <th>Limit</th> <th>Over</th> <th>Read</th> <th>Ant</th> <th>Cable</th> <th>Preamp</th> <th>Aux</th> <th>APos</th> <th>TPos</th> <th>Remark</th> </tr> <tr> <th>Freq</th> <th>Level</th> <th>Line</th> <th>Limit</th> <th>Level</th> <th>Factor</th> <th>Loss</th> <th>Factor</th> <th>Factor</th> <th></th> </tr> <tr> <th>MHz</th> <th>dBuV/m</th> <th>dBuV/m</th> <th>dB</th> <th>dBuV</th> <th>dB/m</th> <th>dB</th> <th>dB</th> <th>dB</th> <th>cm</th> <th>deg</th> </tr> </thead> <tbody> <tr> <td>1</td> <td>2388.91</td> <td>64.12</td> <td>74.00</td> <td>-9.88</td> <td>52.34</td> <td>32.04</td> <td>6.60</td> <td>32.86</td> <td>6.00</td> <td>226</td> <td>360</td> <td>PEAK</td> </tr> </tbody> </table>	Limit	Over	Read	Ant	Cable	Preamp	Aux	APos	TPos	Remark	Freq	Level	Line	Limit	Level	Factor	Loss	Factor	Factor		MHz	dBuV/m	dBuV/m	dB	dBuV	dB/m	dB	dB	dB	cm	deg	1	2388.91	64.12	74.00	-9.88	52.34	32.04	6.60	32.86	6.00	226	360	PEAK	<table border="1"> <thead> <tr> <th>Limit</th> <th>Read</th> <th>Ant</th> <th>Cable</th> <th>Preamp</th> <th>Aux</th> <th>APos</th> <th>TPos</th> <th>Remark</th> </tr> <tr> <th>Freq</th> <th>Level</th> <th>Line</th> <th>Margin</th> <th>Level</th> <th>Factor</th> <th>Loss</th> <th>Factor</th> <th>Factor</th> </tr> <tr> <th>MHz</th> <th>dBuV/m</th> <th>dBuV/m</th> <th>dB</th> <th>dBuV</th> <th>dB/m</th> <th>dB</th> <th>dB</th> <th>dB</th> </tr> </thead> <tbody> <tr> <td>1</td> <td>2412.00</td> <td>106.62</td> <td>-----</td> <td>94.53</td> <td>32.27</td> <td>6.63</td> <td>32.81</td> <td>6.00</td> <td>226</td> <td>360</td> <td>PEAK</td> </tr> </tbody> </table>	Limit	Read	Ant	Cable	Preamp	Aux	APos	TPos	Remark	Freq	Level	Line	Margin	Level	Factor	Loss	Factor	Factor	MHz	dBuV/m	dBuV/m	dB	dBuV	dB/m	dB	dB	dB	1	2412.00	106.62	-----	94.53	32.27	6.63	32.81	6.00	226	360	PEAK								
	Limit	Over	Read	Ant	Cable	Preamp	Aux	APos	TPos	Remark																																																																																			
Freq	Level	Line	Limit	Level	Factor	Loss	Factor	Factor																																																																																					
MHz	dBuV/m	dBuV/m	dB	dBuV	dB/m	dB	dB	dB	cm	deg																																																																																			
1	2388.91	64.12	74.00	-9.88	52.34	32.04	6.60	32.86	6.00	226	360	PEAK																																																																																	
Limit	Read	Ant	Cable	Preamp	Aux	APos	TPos	Remark																																																																																					
Freq	Level	Line	Margin	Level	Factor	Loss	Factor	Factor																																																																																					
MHz	dBuV/m	dBuV/m	dB	dBuV	dB/m	dB	dB	dB																																																																																					
1	2412.00	106.62	-----	94.53	32.27	6.63	32.81	6.00	226	360	PEAK																																																																																		
Avg	<table border="1"> <thead> <tr> <th>Limit</th> <th>Read</th> <th>Ant</th> <th>Cable</th> <th>Preamp</th> <th>Aux</th> <th>APos</th> <th>TPos</th> <th>Remark</th> </tr> <tr> <th>Freq</th> <th>Level</th> <th>Line</th> <th>Margin</th> <th>Level</th> <th>Factor</th> <th>Loss</th> <th>Factor</th> <th>Factor</th> </tr> <tr> <th>MHz</th> <th>dBuV/m</th> <th>dBuV/m</th> <th>dB</th> <th>dBuV</th> <th>dB/m</th> <th>dB</th> <th>dB</th> <th>dB</th> </tr> </thead> <tbody> <tr> <td>1</td> <td>2389.95</td> <td>50.50</td> <td>54.00</td> <td>-3.50</td> <td>38.70</td> <td>32.06</td> <td>6.60</td> <td>32.86</td> <td>6.00</td> <td>226</td> <td>360</td> <td>AVERAGE</td> </tr> </tbody> </table>	Limit	Read	Ant	Cable	Preamp	Aux	APos	TPos	Remark	Freq	Level	Line	Margin	Level	Factor	Loss	Factor	Factor	MHz	dBuV/m	dBuV/m	dB	dBuV	dB/m	dB	dB	dB	1	2389.95	50.50	54.00	-3.50	38.70	32.06	6.60	32.86	6.00	226	360	AVERAGE	<table border="1"> <thead> <tr> <th>Limit</th> <th>Read</th> <th>Ant</th> <th>Cable</th> <th>Preamp</th> <th>Aux</th> <th>APos</th> <th>TPos</th> <th>Remark</th> </tr> <tr> <th>Freq</th> <th>Level</th> <th>Line</th> <th>Margin</th> <th>Level</th> <th>Factor</th> <th>Loss</th> <th>Factor</th> <th>Factor</th> </tr> <tr> <th>MHz</th> <th>dBuV/m</th> <th>dBuV/m</th> <th>dB</th> <th>dBuV</th> <th>dB/m</th> <th>dB</th> <th>dB</th> <th>dB</th> </tr> </thead> <tbody> <tr> <td>1</td> <td>2412.00</td> <td>97.64</td> <td>-----</td> <td>85.55</td> <td>32.27</td> <td>6.63</td> <td>32.81</td> <td>6.00</td> <td>226</td> <td>360</td> <td>AVERAGE</td> </tr> <tr> <td>2</td> <td>2654.00</td> <td>49.09</td> <td>-----</td> <td>36.60</td> <td>31.97</td> <td>6.97</td> <td>32.45</td> <td>6.00</td> <td>226</td> <td>360</td> <td>AVERAGE</td> </tr> </tbody> </table>	Limit	Read	Ant	Cable	Preamp	Aux	APos	TPos	Remark	Freq	Level	Line	Margin	Level	Factor	Loss	Factor	Factor	MHz	dBuV/m	dBuV/m	dB	dBuV	dB/m	dB	dB	dB	1	2412.00	97.64	-----	85.55	32.27	6.63	32.81	6.00	226	360	AVERAGE	2	2654.00	49.09	-----	36.60	31.97	6.97	32.45	6.00	226	360	AVERAGE
	Limit	Read	Ant	Cable	Preamp	Aux	APos	TPos	Remark																																																																																				
Freq	Level	Line	Margin	Level	Factor	Loss	Factor	Factor																																																																																					
MHz	dBuV/m	dBuV/m	dB	dBuV	dB/m	dB	dB	dB																																																																																					
1	2389.95	50.50	54.00	-3.50	38.70	32.06	6.60	32.86	6.00	226	360	AVERAGE																																																																																	
Limit	Read	Ant	Cable	Preamp	Aux	APos	TPos	Remark																																																																																					
Freq	Level	Line	Margin	Level	Factor	Loss	Factor	Factor																																																																																					
MHz	dBuV/m	dBuV/m	dB	dBuV	dB/m	dB	dB	dB																																																																																					
1	2412.00	97.64	-----	85.55	32.27	6.63	32.81	6.00	226	360	AVERAGE																																																																																		
2	2654.00	49.09	-----	36.60	31.97	6.97	32.45	6.00	226	360	AVERAGE																																																																																		

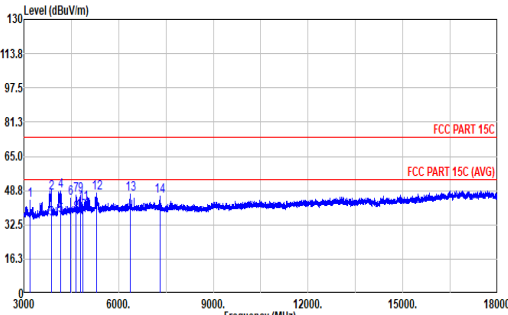
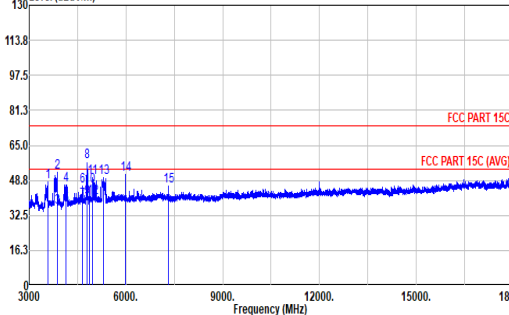
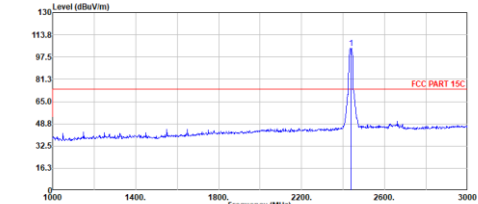
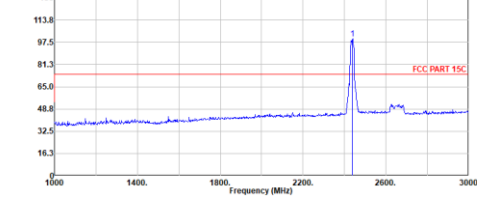


Mode	4																																																																																																
	Band Edge - L																																																																																																
	2400-2483.5_802.11g_CH01_2412MHz																																																																																																
ANT	1																																																																																																
Pol.	Vertical	Fundamental																																																																																															
Peak	<table border="1"> <thead> <tr> <th>Limit</th> <th>Over</th> <th>Read</th> <th>Ant</th> <th>Cable Preamp</th> <th>Aux</th> <th>APos</th> <th>TPos</th> <th>Remark</th> </tr> <tr> <th>Freq</th> <th>Level</th> <th>Line</th> <th>Margin</th> <th>Level</th> <th>Factor</th> <th>Loss</th> <th>Factor</th> <th>Factor</th> </tr> <tr> <th>MHz</th> <th>dBuV/m</th> <th>dBuV/m</th> <th>dB</th> <th>dBuV</th> <th>dB/m</th> <th>dB</th> <th>dB</th> <th>cm</th> <th>deg</th> </tr> </thead> <tbody> <tr> <td>1</td> <td>2389.56</td> <td>63.50</td> <td>74.00</td> <td>-10.50</td> <td>51.71</td> <td>32.05</td> <td>6.60</td> <td>32.06</td> <td>6.00</td> <td>382</td> <td>98</td> <td>PEAK</td> </tr> </tbody> </table>	Limit	Over	Read	Ant	Cable Preamp	Aux	APos	TPos	Remark	Freq	Level	Line	Margin	Level	Factor	Loss	Factor	Factor	MHz	dBuV/m	dBuV/m	dB	dBuV	dB/m	dB	dB	cm	deg	1	2389.56	63.50	74.00	-10.50	51.71	32.05	6.60	32.06	6.00	382	98	PEAK	<table border="1"> <thead> <tr> <th>Limit</th> <th>Over</th> <th>Read</th> <th>Ant</th> <th>Cable Preamp</th> <th>Aux</th> <th>APos</th> <th>TPos</th> <th>Remark</th> </tr> <tr> <th>Freq</th> <th>Level</th> <th>Line</th> <th>Margin</th> <th>Level</th> <th>Factor</th> <th>Loss</th> <th>Factor</th> <th>Factor</th> </tr> <tr> <th>MHz</th> <th>dBuV/m</th> <th>dBuV/m</th> <th>dB</th> <th>dBuV</th> <th>dB/m</th> <th>dB</th> <th>dB</th> <th>cm</th> <th>deg</th> </tr> </thead> <tbody> <tr> <td>1</td> <td>2412.00</td> <td>109.20</td> <td>-----</td> <td>-----</td> <td>97.09</td> <td>32.28</td> <td>6.64</td> <td>32.81</td> <td>6.00</td> <td>382</td> <td>98</td> <td>PEAK</td> </tr> <tr> <td>2</td> <td>2654.00</td> <td>60.68</td> <td>79.68</td> <td>-19.00</td> <td>48.19</td> <td>31.97</td> <td>6.97</td> <td>32.45</td> <td>6.00</td> <td>382</td> <td>98</td> <td>Peak</td> </tr> </tbody> </table>	Limit	Over	Read	Ant	Cable Preamp	Aux	APos	TPos	Remark	Freq	Level	Line	Margin	Level	Factor	Loss	Factor	Factor	MHz	dBuV/m	dBuV/m	dB	dBuV	dB/m	dB	dB	cm	deg	1	2412.00	109.20	-----	-----	97.09	32.28	6.64	32.81	6.00	382	98	PEAK	2	2654.00	60.68	79.68	-19.00	48.19	31.97	6.97	32.45	6.00	382	98	Peak
	Limit	Over	Read	Ant	Cable Preamp	Aux	APos	TPos	Remark																																																																																								
Freq	Level	Line	Margin	Level	Factor	Loss	Factor	Factor																																																																																									
MHz	dBuV/m	dBuV/m	dB	dBuV	dB/m	dB	dB	cm	deg																																																																																								
1	2389.56	63.50	74.00	-10.50	51.71	32.05	6.60	32.06	6.00	382	98	PEAK																																																																																					
Limit	Over	Read	Ant	Cable Preamp	Aux	APos	TPos	Remark																																																																																									
Freq	Level	Line	Margin	Level	Factor	Loss	Factor	Factor																																																																																									
MHz	dBuV/m	dBuV/m	dB	dBuV	dB/m	dB	dB	cm	deg																																																																																								
1	2412.00	109.20	-----	-----	97.09	32.28	6.64	32.81	6.00	382	98	PEAK																																																																																					
2	2654.00	60.68	79.68	-19.00	48.19	31.97	6.97	32.45	6.00	382	98	Peak																																																																																					
Avg	<table border="1"> <thead> <tr> <th>Limit</th> <th>Read</th> <th>Ant</th> <th>Cable Preamp</th> <th>Aux</th> <th>APos</th> <th>TPos</th> <th>Remark</th> </tr> <tr> <th>Freq</th> <th>Level</th> <th>Line</th> <th>Margin</th> <th>Level</th> <th>Factor</th> <th>Loss</th> <th>Factor</th> <th>Factor</th> </tr> <tr> <th>MHz</th> <th>dBuV/m</th> <th>dBuV/m</th> <th>dB</th> <th>dBuV</th> <th>dB/m</th> <th>dB</th> <th>dB</th> <th>cm</th> <th>deg</th> </tr> </thead> <tbody> <tr> <td>1</td> <td>2389.95</td> <td>50.44</td> <td>54.00</td> <td>-3.56</td> <td>38.64</td> <td>32.06</td> <td>6.60</td> <td>32.06</td> <td>6.00</td> <td>382</td> <td>98</td> <td>AVERAGE</td> </tr> </tbody> </table>	Limit	Read	Ant	Cable Preamp	Aux	APos	TPos	Remark	Freq	Level	Line	Margin	Level	Factor	Loss	Factor	Factor	MHz	dBuV/m	dBuV/m	dB	dBuV	dB/m	dB	dB	cm	deg	1	2389.95	50.44	54.00	-3.56	38.64	32.06	6.60	32.06	6.00	382	98	AVERAGE	<table border="1"> <thead> <tr> <th>Limit</th> <th>Read</th> <th>Ant</th> <th>Cable Preamp</th> <th>Aux</th> <th>APos</th> <th>TPos</th> <th>Remark</th> </tr> <tr> <th>Freq</th> <th>Level</th> <th>Line</th> <th>Margin</th> <th>Level</th> <th>Factor</th> <th>Loss</th> <th>Factor</th> <th>Factor</th> </tr> <tr> <th>MHz</th> <th>dBuV/m</th> <th>dBuV/m</th> <th>dB</th> <th>dBuV</th> <th>dB/m</th> <th>dB</th> <th>dB</th> <th>cm</th> <th>deg</th> </tr> </thead> <tbody> <tr> <td>1</td> <td>2412.00</td> <td>100.01</td> <td>-----</td> <td>-----</td> <td>87.92</td> <td>32.27</td> <td>6.63</td> <td>32.81</td> <td>6.00</td> <td>382</td> <td>98</td> <td>AVERAGE</td> </tr> <tr> <td>2</td> <td>2652.00</td> <td>51.39</td> <td>-----</td> <td>-----</td> <td>38.09</td> <td>31.98</td> <td>6.97</td> <td>32.45</td> <td>6.00</td> <td>382</td> <td>98</td> <td>AVERAGE</td> </tr> </tbody> </table>	Limit	Read	Ant	Cable Preamp	Aux	APos	TPos	Remark	Freq	Level	Line	Margin	Level	Factor	Loss	Factor	Factor	MHz	dBuV/m	dBuV/m	dB	dBuV	dB/m	dB	dB	cm	deg	1	2412.00	100.01	-----	-----	87.92	32.27	6.63	32.81	6.00	382	98	AVERAGE	2	2652.00	51.39	-----	-----	38.09	31.98	6.97	32.45	6.00	382	98	AVERAGE		
Limit	Read	Ant	Cable Preamp	Aux	APos	TPos	Remark																																																																																										
Freq	Level	Line	Margin	Level	Factor	Loss	Factor	Factor																																																																																									
MHz	dBuV/m	dBuV/m	dB	dBuV	dB/m	dB	dB	cm	deg																																																																																								
1	2389.95	50.44	54.00	-3.56	38.64	32.06	6.60	32.06	6.00	382	98	AVERAGE																																																																																					
Limit	Read	Ant	Cable Preamp	Aux	APos	TPos	Remark																																																																																										
Freq	Level	Line	Margin	Level	Factor	Loss	Factor	Factor																																																																																									
MHz	dBuV/m	dBuV/m	dB	dBuV	dB/m	dB	dB	cm	deg																																																																																								
1	2412.00	100.01	-----	-----	87.92	32.27	6.63	32.81	6.00	382	98	AVERAGE																																																																																					
2	2652.00	51.39	-----	-----	38.09	31.98	6.97	32.45	6.00	382	98	AVERAGE																																																																																					



4																																																																																																																																																																																																						
Harmonic																																																																																																																																																																																																						
2400-2483.5_802.11g_CH01_2412MHz																																																																																																																																																																																																						
ANT 1																																																																																																																																																																																																						
Pol.	Horizontal																																																																																																																																																																																																					
Pol.	Vertical																																																																																																																																																																																																					
Peak Avg	 <table border="1" data-bbox="279 974 798 1254"> <thead> <tr> <th>Limit</th> <th>Read</th> <th>Ant</th> <th>Cable</th> <th>Preamp</th> <th>Aux</th> <th>APos</th> <th>TPos</th> <th>Remark</th> </tr> <tr> <th>Freq</th> <th>Level</th> <th>Line</th> <th>Margin</th> <th>Level</th> <th>Factor</th> <th>Loss</th> <th>Factor</th> <th>Factor</th> </tr> <tr> <th>MHz</th> <th>dBuV/m</th> <th>dBuV/m</th> <th>dB</th> <th>dBuV</th> <th>dB/m</th> <th>dB</th> <th>dB</th> <th>cm</th> <th>deg</th> </tr> </thead> <tbody> <tr><td>1</td><td>3877.00</td><td>49.13</td><td>74.00</td><td>-24.87</td><td>70.05</td><td>33.55</td><td>9.28</td><td>63.75</td><td>0.00</td><td>100</td><td>273</td><td>Peak</td></tr> <tr><td>2</td><td>3877.00</td><td>35.23</td><td>54.00</td><td>-18.77</td><td>56.15</td><td>33.55</td><td>9.28</td><td>63.75</td><td>0.00</td><td>100</td><td>273</td><td>Average</td></tr> <tr><td>3</td><td>4131.00</td><td>47.41</td><td>74.00</td><td>-26.59</td><td>67.97</td><td>33.44</td><td>9.60</td><td>63.60</td><td>0.00</td><td>100</td><td>249</td><td>Peak</td></tr> <tr><td>4</td><td>4131.00</td><td>36.65</td><td>54.00</td><td>-17.35</td><td>57.21</td><td>33.44</td><td>9.60</td><td>63.60</td><td>0.00</td><td>100</td><td>249</td><td>Average</td></tr> <tr><td>5</td><td>4782.00</td><td>47.96</td><td>74.00</td><td>-26.04</td><td>66.83</td><td>34.34</td><td>10.27</td><td>63.48</td><td>0.00</td><td>300</td><td>341</td><td>Peak</td></tr> <tr><td>6</td><td>4782.00</td><td>38.50</td><td>54.00</td><td>-15.50</td><td>57.37</td><td>34.34</td><td>10.27</td><td>63.48</td><td>0.00</td><td>300</td><td>341</td><td>Average</td></tr> <tr><td>7</td><td>4824.00</td><td>44.87</td><td>74.00</td><td>-29.13</td><td>63.68</td><td>34.35</td><td>10.32</td><td>63.48</td><td>0.00</td><td>---</td><td>---</td><td>PEAK</td></tr> <tr><td>8</td><td>4824.00</td><td>47.84</td><td>74.00</td><td>-26.16</td><td>66.45</td><td>34.30</td><td>10.59</td><td>63.50</td><td>0.00</td><td>100</td><td>132</td><td>Peak</td></tr> <tr><td>9</td><td>5073.00</td><td>39.69</td><td>54.00</td><td>-14.31</td><td>58.30</td><td>34.30</td><td>10.59</td><td>63.50</td><td>0.00</td><td>100</td><td>132</td><td>Average</td></tr> <tr><td>10</td><td>5325.00</td><td>48.28</td><td>84.98</td><td>-36.70</td><td>66.38</td><td>34.70</td><td>10.80</td><td>63.60</td><td>0.00</td><td>---</td><td>---</td><td>Peak</td></tr> <tr><td>11</td><td>7236.00</td><td>48.84</td><td>84.98</td><td>-36.14</td><td>63.87</td><td>35.80</td><td>12.80</td><td>63.63</td><td>0.00</td><td>---</td><td>---</td><td>Peak</td></tr> </tbody> </table>	Limit	Read	Ant	Cable	Preamp	Aux	APos	TPos	Remark	Freq	Level	Line	Margin	Level	Factor	Loss	Factor	Factor	MHz	dBuV/m	dBuV/m	dB	dBuV	dB/m	dB	dB	cm	deg	1	3877.00	49.13	74.00	-24.87	70.05	33.55	9.28	63.75	0.00	100	273	Peak	2	3877.00	35.23	54.00	-18.77	56.15	33.55	9.28	63.75	0.00	100	273	Average	3	4131.00	47.41	74.00	-26.59	67.97	33.44	9.60	63.60	0.00	100	249	Peak	4	4131.00	36.65	54.00	-17.35	57.21	33.44	9.60	63.60	0.00	100	249	Average	5	4782.00	47.96	74.00	-26.04	66.83	34.34	10.27	63.48	0.00	300	341	Peak	6	4782.00	38.50	54.00	-15.50	57.37	34.34	10.27	63.48	0.00	300	341	Average	7	4824.00	44.87	74.00	-29.13	63.68	34.35	10.32	63.48	0.00	---	---	PEAK	8	4824.00	47.84	74.00	-26.16	66.45	34.30	10.59	63.50	0.00	100	132	Peak	9	5073.00	39.69	54.00	-14.31	58.30	34.30	10.59	63.50	0.00	100	132	Average	10	5325.00	48.28	84.98	-36.70	66.38	34.70	10.80	63.60	0.00	---	---	Peak	11	7236.00	48.84	84.98	-36.14	63.87	35.80	12.80	63.63	0.00	---	---	Peak																										
Limit	Read	Ant	Cable	Preamp	Aux	APos	TPos	Remark																																																																																																																																																																																														
Freq	Level	Line	Margin	Level	Factor	Loss	Factor	Factor																																																																																																																																																																																														
MHz	dBuV/m	dBuV/m	dB	dBuV	dB/m	dB	dB	cm	deg																																																																																																																																																																																													
1	3877.00	49.13	74.00	-24.87	70.05	33.55	9.28	63.75	0.00	100	273	Peak																																																																																																																																																																																										
2	3877.00	35.23	54.00	-18.77	56.15	33.55	9.28	63.75	0.00	100	273	Average																																																																																																																																																																																										
3	4131.00	47.41	74.00	-26.59	67.97	33.44	9.60	63.60	0.00	100	249	Peak																																																																																																																																																																																										
4	4131.00	36.65	54.00	-17.35	57.21	33.44	9.60	63.60	0.00	100	249	Average																																																																																																																																																																																										
5	4782.00	47.96	74.00	-26.04	66.83	34.34	10.27	63.48	0.00	300	341	Peak																																																																																																																																																																																										
6	4782.00	38.50	54.00	-15.50	57.37	34.34	10.27	63.48	0.00	300	341	Average																																																																																																																																																																																										
7	4824.00	44.87	74.00	-29.13	63.68	34.35	10.32	63.48	0.00	---	---	PEAK																																																																																																																																																																																										
8	4824.00	47.84	74.00	-26.16	66.45	34.30	10.59	63.50	0.00	100	132	Peak																																																																																																																																																																																										
9	5073.00	39.69	54.00	-14.31	58.30	34.30	10.59	63.50	0.00	100	132	Average																																																																																																																																																																																										
10	5325.00	48.28	84.98	-36.70	66.38	34.70	10.80	63.60	0.00	---	---	Peak																																																																																																																																																																																										
11	7236.00	48.84	84.98	-36.14	63.87	35.80	12.80	63.63	0.00	---	---	Peak																																																																																																																																																																																										
Peak Avg	 <table border="1" data-bbox="933 974 1452 1254"> <thead> <tr> <th>Limit</th> <th>Read</th> <th>Ant</th> <th>Cable</th> <th>Preamp</th> <th>Aux</th> <th>APos</th> <th>TPos</th> <th>Remark</th> </tr> <tr> <th>Freq</th> <th>Level</th> <th>Line</th> <th>Margin</th> <th>Level</th> <th>Factor</th> <th>Loss</th> <th>Factor</th> <th>Factor</th> </tr> <tr> <th>MHz</th> <th>dBuV/m</th> <th>dBuV/m</th> <th>dB</th> <th>dBuV</th> <th>dB/m</th> <th>dB</th> <th>dB</th> <th>cm</th> <th>deg</th> </tr> </thead> <tbody> <tr><td>1</td><td>3235.00</td><td>44.65</td><td>79.68</td><td>-35.03</td><td>66.72</td><td>32.79</td><td>8.37</td><td>63.23</td><td>0.00</td><td>---</td><td>---</td><td>Peak</td></tr> <tr><td>2</td><td>3564.00</td><td>46.72</td><td>79.68</td><td>-32.96</td><td>68.61</td><td>33.10</td><td>8.72</td><td>63.71</td><td>0.00</td><td>---</td><td>---</td><td>Peak</td></tr> <tr><td>3</td><td>3841.00</td><td>52.36</td><td>74.00</td><td>-21.64</td><td>73.41</td><td>33.52</td><td>9.20</td><td>63.77</td><td>0.00</td><td>300</td><td>36</td><td>Peak</td></tr> <tr><td>4</td><td>3841.00</td><td>36.73</td><td>54.00</td><td>-17.27</td><td>57.78</td><td>33.52</td><td>9.20</td><td>63.77</td><td>0.00</td><td>300</td><td>36</td><td>Average</td></tr> <tr><td>5</td><td>4144.00</td><td>47.47</td><td>74.00</td><td>-26.53</td><td>68.05</td><td>33.41</td><td>9.60</td><td>63.59</td><td>0.00</td><td>100</td><td>286</td><td>Peak</td></tr> <tr><td>6</td><td>4144.00</td><td>38.29</td><td>54.00</td><td>-15.71</td><td>58.87</td><td>33.41</td><td>9.60</td><td>63.59</td><td>0.00</td><td>100</td><td>286</td><td>Average</td></tr> <tr><td>7</td><td>4824.00</td><td>50.07</td><td>74.00</td><td>-23.93</td><td>68.88</td><td>34.35</td><td>10.32</td><td>63.48</td><td>0.00</td><td>148</td><td>86</td><td>PEAK</td></tr> <tr><td>8</td><td>4824.00</td><td>40.84</td><td>54.00</td><td>-13.16</td><td>59.65</td><td>34.35</td><td>10.32</td><td>63.48</td><td>0.00</td><td>148</td><td>86</td><td>Average</td></tr> <tr><td>9</td><td>4954.00</td><td>49.45</td><td>74.00</td><td>-24.55</td><td>68.03</td><td>34.41</td><td>10.49</td><td>63.48</td><td>0.00</td><td>100</td><td>48</td><td>Peak</td></tr> <tr><td>10</td><td>4954.00</td><td>40.76</td><td>54.00</td><td>-13.24</td><td>59.34</td><td>34.41</td><td>10.49</td><td>63.48</td><td>0.00</td><td>100</td><td>48</td><td>Average</td></tr> <tr><td>11</td><td>5245.00</td><td>49.34</td><td>79.68</td><td>-30.34</td><td>67.61</td><td>34.60</td><td>10.70</td><td>63.57</td><td>0.00</td><td>---</td><td>---</td><td>Peak</td></tr> <tr><td>12</td><td>5991.00</td><td>52.94</td><td>79.68</td><td>-26.74</td><td>69.87</td><td>35.42</td><td>11.51</td><td>63.86</td><td>0.00</td><td>---</td><td>---</td><td>Peak</td></tr> <tr><td>13</td><td>7236.00</td><td>49.31</td><td>79.68</td><td>-30.37</td><td>64.34</td><td>35.80</td><td>12.80</td><td>63.63</td><td>0.00</td><td>---</td><td>---</td><td>Peak</td></tr> </tbody> </table>	Limit	Read	Ant	Cable	Preamp	Aux	APos	TPos	Remark	Freq	Level	Line	Margin	Level	Factor	Loss	Factor	Factor	MHz	dBuV/m	dBuV/m	dB	dBuV	dB/m	dB	dB	cm	deg	1	3235.00	44.65	79.68	-35.03	66.72	32.79	8.37	63.23	0.00	---	---	Peak	2	3564.00	46.72	79.68	-32.96	68.61	33.10	8.72	63.71	0.00	---	---	Peak	3	3841.00	52.36	74.00	-21.64	73.41	33.52	9.20	63.77	0.00	300	36	Peak	4	3841.00	36.73	54.00	-17.27	57.78	33.52	9.20	63.77	0.00	300	36	Average	5	4144.00	47.47	74.00	-26.53	68.05	33.41	9.60	63.59	0.00	100	286	Peak	6	4144.00	38.29	54.00	-15.71	58.87	33.41	9.60	63.59	0.00	100	286	Average	7	4824.00	50.07	74.00	-23.93	68.88	34.35	10.32	63.48	0.00	148	86	PEAK	8	4824.00	40.84	54.00	-13.16	59.65	34.35	10.32	63.48	0.00	148	86	Average	9	4954.00	49.45	74.00	-24.55	68.03	34.41	10.49	63.48	0.00	100	48	Peak	10	4954.00	40.76	54.00	-13.24	59.34	34.41	10.49	63.48	0.00	100	48	Average	11	5245.00	49.34	79.68	-30.34	67.61	34.60	10.70	63.57	0.00	---	---	Peak	12	5991.00	52.94	79.68	-26.74	69.87	35.42	11.51	63.86	0.00	---	---	Peak	13	7236.00	49.31	79.68	-30.37	64.34	35.80	12.80	63.63	0.00	---	---	Peak
Limit	Read	Ant	Cable	Preamp	Aux	APos	TPos	Remark																																																																																																																																																																																														
Freq	Level	Line	Margin	Level	Factor	Loss	Factor	Factor																																																																																																																																																																																														
MHz	dBuV/m	dBuV/m	dB	dBuV	dB/m	dB	dB	cm	deg																																																																																																																																																																																													
1	3235.00	44.65	79.68	-35.03	66.72	32.79	8.37	63.23	0.00	---	---	Peak																																																																																																																																																																																										
2	3564.00	46.72	79.68	-32.96	68.61	33.10	8.72	63.71	0.00	---	---	Peak																																																																																																																																																																																										
3	3841.00	52.36	74.00	-21.64	73.41	33.52	9.20	63.77	0.00	300	36	Peak																																																																																																																																																																																										
4	3841.00	36.73	54.00	-17.27	57.78	33.52	9.20	63.77	0.00	300	36	Average																																																																																																																																																																																										
5	4144.00	47.47	74.00	-26.53	68.05	33.41	9.60	63.59	0.00	100	286	Peak																																																																																																																																																																																										
6	4144.00	38.29	54.00	-15.71	58.87	33.41	9.60	63.59	0.00	100	286	Average																																																																																																																																																																																										
7	4824.00	50.07	74.00	-23.93	68.88	34.35	10.32	63.48	0.00	148	86	PEAK																																																																																																																																																																																										
8	4824.00	40.84	54.00	-13.16	59.65	34.35	10.32	63.48	0.00	148	86	Average																																																																																																																																																																																										
9	4954.00	49.45	74.00	-24.55	68.03	34.41	10.49	63.48	0.00	100	48	Peak																																																																																																																																																																																										
10	4954.00	40.76	54.00	-13.24	59.34	34.41	10.49	63.48	0.00	100	48	Average																																																																																																																																																																																										
11	5245.00	49.34	79.68	-30.34	67.61	34.60	10.70	63.57	0.00	---	---	Peak																																																																																																																																																																																										
12	5991.00	52.94	79.68	-26.74	69.87	35.42	11.51	63.86	0.00	---	---	Peak																																																																																																																																																																																										
13	7236.00	49.31	79.68	-30.37	64.34	35.80	12.80	63.63	0.00	---	---	Peak																																																																																																																																																																																										
100K Ref. Level	 <table border="1" data-bbox="279 1556 798 1612"> <thead> <tr> <th>Limit</th> <th>Read</th> <th>Ant</th> <th>Cable</th> <th>Preamp</th> <th>Aux</th> <th>APos</th> <th>TPos</th> <th>Remark</th> </tr> <tr> <th>Freq</th> <th>Level</th> <th>Line</th> <th>Margin</th> <th>Level</th> <th>Factor</th> <th>Loss</th> <th>Factor</th> <th>Factor</th> </tr> <tr> <th>MHz</th> <th>dBuV/m</th> <th>dBuV/m</th> <th>dB</th> <th>dBuV</th> <th>dB/m</th> <th>dB</th> <th>dB</th> <th>cm</th> <th>deg</th> </tr> </thead> <tbody> <tr><td>1</td><td>2412.00</td><td>104.98</td><td>74.00</td><td>30.98</td><td>92.87</td><td>32.28</td><td>6.64</td><td>32.81</td><td>6.00</td><td>100</td><td>178</td><td>PEAK</td></tr> </tbody> </table>	Limit	Read	Ant	Cable	Preamp	Aux	APos	TPos	Remark	Freq	Level	Line	Margin	Level	Factor	Loss	Factor	Factor	MHz	dBuV/m	dBuV/m	dB	dBuV	dB/m	dB	dB	cm	deg	1	2412.00	104.98	74.00	30.98	92.87	32.28	6.64	32.81	6.00	100	178	PEAK																																																																																																																																																												
Limit	Read	Ant	Cable	Preamp	Aux	APos	TPos	Remark																																																																																																																																																																																														
Freq	Level	Line	Margin	Level	Factor	Loss	Factor	Factor																																																																																																																																																																																														
MHz	dBuV/m	dBuV/m	dB	dBuV	dB/m	dB	dB	cm	deg																																																																																																																																																																																													
1	2412.00	104.98	74.00	30.98	92.87	32.28	6.64	32.81	6.00	100	178	PEAK																																																																																																																																																																																										
100K Ref. Level	 <table border="1" data-bbox="933 1556 1452 1612"> <thead> <tr> <th>Limit</th> <th>Read</th> <th>Ant</th> <th>Cable</th> <th>Preamp</th> <th>Aux</th> <th>APos</th> <th>TPos</th> <th>Remark</th> </tr> <tr> <th>Freq</th> <th>Level</th> <th>Line</th> <th>Margin</th> <th>Level</th> <th>Factor</th> <th>Loss</th> <th>Factor</th> <th>Factor</th> </tr> <tr> <th>MHz</th> <th>dBuV/m</th> <th>dBuV/m</th> <th>dB</th> <th>dBuV</th> <th>dB/m</th> <th>dB</th> <th>dB</th> <th>cm</th> <th>deg</th> </tr> </thead> <tbody> <tr><td>1</td><td>2412.00</td><td>99.68</td><td>74.00</td><td>25.68</td><td>87.57</td><td>32.28</td><td>6.64</td><td>32.81</td><td>6.00</td><td>300</td><td>263</td><td>PEAK</td></tr> </tbody> </table>	Limit	Read	Ant	Cable	Preamp	Aux	APos	TPos	Remark	Freq	Level	Line	Margin	Level	Factor	Loss	Factor	Factor	MHz	dBuV/m	dBuV/m	dB	dBuV	dB/m	dB	dB	cm	deg	1	2412.00	99.68	74.00	25.68	87.57	32.28	6.64	32.81	6.00	300	263	PEAK																																																																																																																																																												
Limit	Read	Ant	Cable	Preamp	Aux	APos	TPos	Remark																																																																																																																																																																																														
Freq	Level	Line	Margin	Level	Factor	Loss	Factor	Factor																																																																																																																																																																																														
MHz	dBuV/m	dBuV/m	dB	dBuV	dB/m	dB	dB	cm	deg																																																																																																																																																																																													
1	2412.00	99.68	74.00	25.68	87.57	32.28	6.64	32.81	6.00	300	263	PEAK																																																																																																																																																																																										



Mode	5																																																																																																																																																																																																																																																																																																																																																																																																																																																																															
	Harmonic																																																																																																																																																																																																																																																																																																																																																																																																																																																																															
	2400-2483.5_802.11g_CH06_2437MHz																																																																																																																																																																																																																																																																																																																																																																																																																																																																															
ANT	1																																																																																																																																																																																																																																																																																																																																																																																																																																																																															
Pol.	Horizontal	Vertical																																																																																																																																																																																																																																																																																																																																																																																																																																																																														
Peak Avg	 <table border="1"> <thead> <tr> <th>Peak</th> <th>Freq</th> <th>Level</th> <th>Limit</th> <th>Line</th> <th>Margin</th> <th>Read</th> <th>Ant</th> <th>Cable</th> <th>Preamp</th> <th>Aux</th> <th>Apos</th> <th>Tpos</th> <th>Remark</th> </tr> <tr> <th>1</th> <th>MHz</th> <th>dBuV/m</th> <th>dBuV/m</th> <th>dB</th> <th>dBuV</th> <th>dB/m</th> <th>dB</th> <th>dB</th> <th>dB</th> <th>dB</th> <th>cm</th> <th>deg</th> <th></th> </tr> </thead> <tbody> <tr><td>1</td><td>3198.00</td><td>44.03</td><td>84.16</td><td>-40.13</td><td>65.88</td><td>33.00</td><td>8.33</td><td>63.18</td><td>0.00</td><td>---</td><td>---</td><td>---</td><td>Peak</td></tr> <tr><td>2</td><td>3879.00</td><td>47.67</td><td>74.00</td><td>-26.33</td><td>68.58</td><td>33.56</td><td>9.28</td><td>63.75</td><td>0.00</td><td>100</td><td>107</td><td>107</td><td>Peak</td></tr> <tr><td>3</td><td>3879.00</td><td>35.29</td><td>54.00</td><td>-18.71</td><td>56.20</td><td>33.56</td><td>9.28</td><td>63.75</td><td>0.00</td><td>100</td><td>107</td><td>107</td><td>Average</td></tr> <tr><td>4</td><td>4173.00</td><td>48.51</td><td>74.00</td><td>-25.49</td><td>69.07</td><td>33.40</td><td>9.62</td><td>63.58</td><td>0.00</td><td>100</td><td>129</td><td>129</td><td>Peak</td></tr> <tr><td>5</td><td>4173.00</td><td>36.62</td><td>54.00</td><td>-17.38</td><td>57.18</td><td>33.40</td><td>9.62</td><td>63.58</td><td>0.00</td><td>100</td><td>129</td><td>129</td><td>Average</td></tr> <tr><td>6</td><td>4476.00</td><td>45.31</td><td>84.16</td><td>-38.85</td><td>64.94</td><td>34.00</td><td>9.87</td><td>63.50</td><td>0.00</td><td>---</td><td>---</td><td>---</td><td>Peak</td></tr> <tr><td>7</td><td>4654.00</td><td>46.40</td><td>74.00</td><td>-27.60</td><td>65.31</td><td>34.48</td><td>10.10</td><td>63.49</td><td>0.00</td><td>215</td><td>0</td><td>0</td><td>Peak</td></tr> <tr><td>8</td><td>4654.00</td><td>37.95</td><td>54.00</td><td>-16.05</td><td>56.86</td><td>34.48</td><td>10.10</td><td>63.49</td><td>0.00</td><td>215</td><td>0</td><td>0</td><td>Average</td></tr> <tr><td>9</td><td>4785.00</td><td>46.55</td><td>74.00</td><td>-27.45</td><td>65.43</td><td>34.33</td><td>10.27</td><td>63.48</td><td>0.00</td><td>300</td><td>121</td><td>121</td><td>Peak</td></tr> <tr><td>10</td><td>4785.00</td><td>38.89</td><td>54.00</td><td>-15.11</td><td>57.77</td><td>34.33</td><td>10.27</td><td>63.48</td><td>0.00</td><td>300</td><td>121</td><td>121</td><td>Average</td></tr> <tr><td>11</td><td>4874.00</td><td>42.53</td><td>74.00</td><td>-31.47</td><td>61.18</td><td>34.45</td><td>10.38</td><td>63.48</td><td>0.00</td><td>---</td><td>---</td><td>---</td><td>PEAK</td></tr> <tr><td>12</td><td>5299.00</td><td>47.74</td><td>84.16</td><td>-36.42</td><td>65.86</td><td>34.70</td><td>10.77</td><td>63.59</td><td>0.00</td><td>---</td><td>---</td><td>---</td><td>Peak</td></tr> <tr><td>13</td><td>6373.00</td><td>47.25</td><td>84.16</td><td>-36.91</td><td>63.57</td><td>35.60</td><td>11.84</td><td>63.76</td><td>0.00</td><td>---</td><td>---</td><td>---</td><td>Peak</td></tr> <tr><td>14</td><td>7303.00</td><td>45.95</td><td>74.00</td><td>-28.05</td><td>60.99</td><td>35.81</td><td>12.82</td><td>63.67</td><td>0.00</td><td>---</td><td>---</td><td>---</td><td>Peak</td></tr> </tbody> </table>	Peak	Freq	Level	Limit	Line	Margin	Read	Ant	Cable	Preamp	Aux	Apos	Tpos	Remark	1	MHz	dBuV/m	dBuV/m	dB	dBuV	dB/m	dB	dB	dB	dB	cm	deg		1	3198.00	44.03	84.16	-40.13	65.88	33.00	8.33	63.18	0.00	---	---	---	Peak	2	3879.00	47.67	74.00	-26.33	68.58	33.56	9.28	63.75	0.00	100	107	107	Peak	3	3879.00	35.29	54.00	-18.71	56.20	33.56	9.28	63.75	0.00	100	107	107	Average	4	4173.00	48.51	74.00	-25.49	69.07	33.40	9.62	63.58	0.00	100	129	129	Peak	5	4173.00	36.62	54.00	-17.38	57.18	33.40	9.62	63.58	0.00	100	129	129	Average	6	4476.00	45.31	84.16	-38.85	64.94	34.00	9.87	63.50	0.00	---	---	---	Peak	7	4654.00	46.40	74.00	-27.60	65.31	34.48	10.10	63.49	0.00	215	0	0	Peak	8	4654.00	37.95	54.00	-16.05	56.86	34.48	10.10	63.49	0.00	215	0	0	Average	9	4785.00	46.55	74.00	-27.45	65.43	34.33	10.27	63.48	0.00	300	121	121	Peak	10	4785.00	38.89	54.00	-15.11	57.77	34.33	10.27	63.48	0.00	300	121	121	Average	11	4874.00	42.53	74.00	-31.47	61.18	34.45	10.38	63.48	0.00	---	---	---	PEAK	12	5299.00	47.74	84.16	-36.42	65.86	34.70	10.77	63.59	0.00	---	---	---	Peak	13	6373.00	47.25	84.16	-36.91	63.57	35.60	11.84	63.76	0.00	---	---	---	Peak	14	7303.00	45.95	74.00	-28.05	60.99	35.81	12.82	63.67	0.00	---	---	---	Peak	 <table border="1"> <thead> <tr> <th>Peak</th> <th>Freq</th> <th>Level</th> <th>Limit</th> <th>Line</th> <th>Margin</th> <th>Read</th> <th>Ant</th> <th>Cable</th> <th>Preamp</th> <th>Aux</th> <th>Apos</th> <th>Tpos</th> <th>Remark</th> </tr> <tr> <th>1</th> <th>MHz</th> <th>dBuV/m</th> <th>dBuV/m</th> <th>dB</th> <th>dBuV</th> <th>dB/m</th> <th>dB</th> <th>dB</th> <th>dB</th> <th>dB</th> <th>cm</th> <th>deg</th> <th></th> </tr> </thead> <tbody> <tr><td>1</td><td>3571.00</td><td>48.05</td><td>79.86</td><td>-31.81</td><td>69.94</td><td>33.10</td><td>8.73</td><td>63.72</td><td>0.00</td><td>---</td><td>---</td><td>---</td><td>Peak</td></tr> <tr><td>2</td><td>3879.00</td><td>52.56</td><td>74.00</td><td>-21.44</td><td>73.47</td><td>33.56</td><td>9.28</td><td>63.75</td><td>0.00</td><td>300</td><td>24</td><td>24</td><td>Peak</td></tr> <tr><td>3</td><td>3879.00</td><td>36.40</td><td>54.00</td><td>-17.60</td><td>57.31</td><td>33.56</td><td>9.28</td><td>63.75</td><td>0.00</td><td>300</td><td>24</td><td>24</td><td>Average</td></tr> <tr><td>4</td><td>4138.00</td><td>46.73</td><td>74.00</td><td>-27.27</td><td>67.31</td><td>33.42</td><td>9.60</td><td>63.60</td><td>0.00</td><td>100</td><td>240</td><td>240</td><td>Peak</td></tr> <tr><td>5</td><td>4138.00</td><td>37.23</td><td>54.00</td><td>-16.77</td><td>57.81</td><td>33.42</td><td>9.60</td><td>63.60</td><td>0.00</td><td>100</td><td>240</td><td>240</td><td>Average</td></tr> <tr><td>6</td><td>4647.00</td><td>46.31</td><td>74.00</td><td>-27.69</td><td>65.22</td><td>34.49</td><td>10.09</td><td>63.49</td><td>0.00</td><td>100</td><td>347</td><td>347</td><td>Peak</td></tr> <tr><td>7</td><td>4647.00</td><td>39.31</td><td>54.00</td><td>-14.69</td><td>58.22</td><td>34.49</td><td>10.09</td><td>63.49</td><td>0.00</td><td>100</td><td>347</td><td>347</td><td>Average</td></tr> <tr><td>8</td><td>4803.00</td><td>57.49</td><td>74.00</td><td>-16.51</td><td>76.37</td><td>34.31</td><td>10.29</td><td>63.48</td><td>0.00</td><td>100</td><td>359</td><td>359</td><td>Peak</td></tr> <tr><td>9</td><td>4803.00</td><td>40.92</td><td>54.00</td><td>-13.08</td><td>59.80</td><td>34.31</td><td>10.29</td><td>63.48</td><td>0.00</td><td>100</td><td>359</td><td>359</td><td>Average</td></tr> <tr><td>10</td><td>4874.00</td><td>45.89</td><td>74.00</td><td>-28.11</td><td>64.54</td><td>34.45</td><td>10.38</td><td>63.48</td><td>0.00</td><td>---</td><td>---</td><td>---</td><td>PEAK</td></tr> <tr><td>11</td><td>4954.00</td><td>50.12</td><td>74.00</td><td>-23.88</td><td>68.70</td><td>34.41</td><td>10.49</td><td>63.48</td><td>0.00</td><td>300</td><td>260</td><td>260</td><td>Peak</td></tr> <tr><td>12</td><td>4954.00</td><td>40.69</td><td>54.00</td><td>-13.31</td><td>59.27</td><td>34.41</td><td>10.49</td><td>63.48</td><td>0.00</td><td>300</td><td>260</td><td>260</td><td>Average</td></tr> <tr><td>13</td><td>5296.00</td><td>50.12</td><td>79.86</td><td>-29.74</td><td>68.26</td><td>34.69</td><td>10.76</td><td>63.59</td><td>0.00</td><td>---</td><td>---</td><td>---</td><td>Peak</td></tr> <tr><td>14</td><td>5989.00</td><td>51.33</td><td>79.86</td><td>-28.53</td><td>68.26</td><td>35.42</td><td>11.51</td><td>63.86</td><td>0.00</td><td>---</td><td>---</td><td>---</td><td>Peak</td></tr> <tr><td>15</td><td>7306.00</td><td>46.25</td><td>74.00</td><td>-27.75</td><td>61.29</td><td>35.81</td><td>12.82</td><td>63.67</td><td>0.00</td><td>---</td><td>---</td><td>---</td><td>Peak</td></tr> </tbody> </table>	Peak	Freq	Level	Limit	Line	Margin	Read	Ant	Cable	Preamp	Aux	Apos	Tpos	Remark	1	MHz	dBuV/m	dBuV/m	dB	dBuV	dB/m	dB	dB	dB	dB	cm	deg		1	3571.00	48.05	79.86	-31.81	69.94	33.10	8.73	63.72	0.00	---	---	---	Peak	2	3879.00	52.56	74.00	-21.44	73.47	33.56	9.28	63.75	0.00	300	24	24	Peak	3	3879.00	36.40	54.00	-17.60	57.31	33.56	9.28	63.75	0.00	300	24	24	Average	4	4138.00	46.73	74.00	-27.27	67.31	33.42	9.60	63.60	0.00	100	240	240	Peak	5	4138.00	37.23	54.00	-16.77	57.81	33.42	9.60	63.60	0.00	100	240	240	Average	6	4647.00	46.31	74.00	-27.69	65.22	34.49	10.09	63.49	0.00	100	347	347	Peak	7	4647.00	39.31	54.00	-14.69	58.22	34.49	10.09	63.49	0.00	100	347	347	Average	8	4803.00	57.49	74.00	-16.51	76.37	34.31	10.29	63.48	0.00	100	359	359	Peak	9	4803.00	40.92	54.00	-13.08	59.80	34.31	10.29	63.48	0.00	100	359	359	Average	10	4874.00	45.89	74.00	-28.11	64.54	34.45	10.38	63.48	0.00	---	---	---	PEAK	11	4954.00	50.12	74.00	-23.88	68.70	34.41	10.49	63.48	0.00	300	260	260	Peak	12	4954.00	40.69	54.00	-13.31	59.27	34.41	10.49	63.48	0.00	300	260	260	Average	13	5296.00	50.12	79.86	-29.74	68.26	34.69	10.76	63.59	0.00	---	---	---	Peak	14	5989.00	51.33	79.86	-28.53	68.26	35.42	11.51	63.86	0.00	---	---	---	Peak	15	7306.00	46.25	74.00	-27.75	61.29	35.81	12.82	63.67	0.00	---	---	---	Peak
Peak	Freq	Level	Limit	Line	Margin	Read	Ant	Cable	Preamp	Aux	Apos	Tpos	Remark																																																																																																																																																																																																																																																																																																																																																																																																																																																																			
1	MHz	dBuV/m	dBuV/m	dB	dBuV	dB/m	dB	dB	dB	dB	cm	deg																																																																																																																																																																																																																																																																																																																																																																																																																																																																				
1	3198.00	44.03	84.16	-40.13	65.88	33.00	8.33	63.18	0.00	---	---	---	Peak																																																																																																																																																																																																																																																																																																																																																																																																																																																																			
2	3879.00	47.67	74.00	-26.33	68.58	33.56	9.28	63.75	0.00	100	107	107	Peak																																																																																																																																																																																																																																																																																																																																																																																																																																																																			
3	3879.00	35.29	54.00	-18.71	56.20	33.56	9.28	63.75	0.00	100	107	107	Average																																																																																																																																																																																																																																																																																																																																																																																																																																																																			
4	4173.00	48.51	74.00	-25.49	69.07	33.40	9.62	63.58	0.00	100	129	129	Peak																																																																																																																																																																																																																																																																																																																																																																																																																																																																			
5	4173.00	36.62	54.00	-17.38	57.18	33.40	9.62	63.58	0.00	100	129	129	Average																																																																																																																																																																																																																																																																																																																																																																																																																																																																			
6	4476.00	45.31	84.16	-38.85	64.94	34.00	9.87	63.50	0.00	---	---	---	Peak																																																																																																																																																																																																																																																																																																																																																																																																																																																																			
7	4654.00	46.40	74.00	-27.60	65.31	34.48	10.10	63.49	0.00	215	0	0	Peak																																																																																																																																																																																																																																																																																																																																																																																																																																																																			
8	4654.00	37.95	54.00	-16.05	56.86	34.48	10.10	63.49	0.00	215	0	0	Average																																																																																																																																																																																																																																																																																																																																																																																																																																																																			
9	4785.00	46.55	74.00	-27.45	65.43	34.33	10.27	63.48	0.00	300	121	121	Peak																																																																																																																																																																																																																																																																																																																																																																																																																																																																			
10	4785.00	38.89	54.00	-15.11	57.77	34.33	10.27	63.48	0.00	300	121	121	Average																																																																																																																																																																																																																																																																																																																																																																																																																																																																			
11	4874.00	42.53	74.00	-31.47	61.18	34.45	10.38	63.48	0.00	---	---	---	PEAK																																																																																																																																																																																																																																																																																																																																																																																																																																																																			
12	5299.00	47.74	84.16	-36.42	65.86	34.70	10.77	63.59	0.00	---	---	---	Peak																																																																																																																																																																																																																																																																																																																																																																																																																																																																			
13	6373.00	47.25	84.16	-36.91	63.57	35.60	11.84	63.76	0.00	---	---	---	Peak																																																																																																																																																																																																																																																																																																																																																																																																																																																																			
14	7303.00	45.95	74.00	-28.05	60.99	35.81	12.82	63.67	0.00	---	---	---	Peak																																																																																																																																																																																																																																																																																																																																																																																																																																																																			
Peak	Freq	Level	Limit	Line	Margin	Read	Ant	Cable	Preamp	Aux	Apos	Tpos	Remark																																																																																																																																																																																																																																																																																																																																																																																																																																																																			
1	MHz	dBuV/m	dBuV/m	dB	dBuV	dB/m	dB	dB	dB	dB	cm	deg																																																																																																																																																																																																																																																																																																																																																																																																																																																																				
1	3571.00	48.05	79.86	-31.81	69.94	33.10	8.73	63.72	0.00	---	---	---	Peak																																																																																																																																																																																																																																																																																																																																																																																																																																																																			
2	3879.00	52.56	74.00	-21.44	73.47	33.56	9.28	63.75	0.00	300	24	24	Peak																																																																																																																																																																																																																																																																																																																																																																																																																																																																			
3	3879.00	36.40	54.00	-17.60	57.31	33.56	9.28	63.75	0.00	300	24	24	Average																																																																																																																																																																																																																																																																																																																																																																																																																																																																			
4	4138.00	46.73	74.00	-27.27	67.31	33.42	9.60	63.60	0.00	100	240	240	Peak																																																																																																																																																																																																																																																																																																																																																																																																																																																																			
5	4138.00	37.23	54.00	-16.77	57.81	33.42	9.60	63.60	0.00	100	240	240	Average																																																																																																																																																																																																																																																																																																																																																																																																																																																																			
6	4647.00	46.31	74.00	-27.69	65.22	34.49	10.09	63.49	0.00	100	347	347	Peak																																																																																																																																																																																																																																																																																																																																																																																																																																																																			
7	4647.00	39.31	54.00	-14.69	58.22	34.49	10.09	63.49	0.00	100	347	347	Average																																																																																																																																																																																																																																																																																																																																																																																																																																																																			
8	4803.00	57.49	74.00	-16.51	76.37	34.31	10.29	63.48	0.00	100	359	359	Peak																																																																																																																																																																																																																																																																																																																																																																																																																																																																			
9	4803.00	40.92	54.00	-13.08	59.80	34.31	10.29	63.48	0.00	100	359	359	Average																																																																																																																																																																																																																																																																																																																																																																																																																																																																			
10	4874.00	45.89	74.00	-28.11	64.54	34.45	10.38	63.48	0.00	---	---	---	PEAK																																																																																																																																																																																																																																																																																																																																																																																																																																																																			
11	4954.00	50.12	74.00	-23.88	68.70	34.41	10.49	63.48	0.00	300	260	260	Peak																																																																																																																																																																																																																																																																																																																																																																																																																																																																			
12	4954.00	40.69	54.00	-13.31	59.27	34.41	10.49	63.48	0.00	300	260	260	Average																																																																																																																																																																																																																																																																																																																																																																																																																																																																			
13	5296.00	50.12	79.86	-29.74	68.26	34.69	10.76	63.59	0.00	---	---	---	Peak																																																																																																																																																																																																																																																																																																																																																																																																																																																																			
14	5989.00	51.33	79.86	-28.53	68.26	35.42	11.51	63.86	0.00	---	---	---	Peak																																																																																																																																																																																																																																																																																																																																																																																																																																																																			
15	7306.00	46.25	74.00	-27.75	61.29	35.81	12.82	63.67	0.00	---	---	---	Peak																																																																																																																																																																																																																																																																																																																																																																																																																																																																			
100K Ref. Level	 <table border="1"> <thead> <tr> <th>Peak</th> <th>Freq</th> <th>Level</th> <th>Limit</th> <th>Line</th> <th>Margin</th> <th>Read</th> <th>Ant</th> <th>Cable</th> <th>Preamp</th> <th>Aux</th> <th>Apos</th> <th>Tpos</th> <th>Remark</th> </tr> <tr> <th>1</th> <th>MHz</th> <th>dBuV/m</th> <th>dBuV/m</th> <th>dB</th> <th>dBuV</th> <th>dB/m</th> <th>dB</th> <th>dB</th> <th>dB</th> <th>dB</th> <th>cm</th> <th>deg</th> <th></th> </tr> </thead> <tbody> <tr><td>1</td><td>2437.00</td><td>104.16</td><td>74.00</td><td>30.16</td><td>91.06</td><td>32.40</td><td>6.66</td><td>32.76</td><td>6.00</td><td>300</td><td>202</td><td>202</td><td>PEAK</td></tr> </tbody> </table>	Peak	Freq	Level	Limit	Line	Margin	Read	Ant	Cable	Preamp	Aux	Apos	Tpos	Remark	1	MHz	dBuV/m	dBuV/m	dB	dBuV	dB/m	dB	dB	dB	dB	cm	deg		1	2437.00	104.16	74.00	30.16	91.06	32.40	6.66	32.76	6.00	300	202	202	PEAK	 <table border="1"> <thead> <tr> <th>Peak</th> <th>Freq</th> <th>Level</th> <th>Limit</th> <th>Line</th> <th>Margin</th> <th>Read</th> <th>Ant</th> <th>Cable</th> <th>Preamp</th> <th>Aux</th> <th>Apos</th> <th>Tpos</th> <th>Remark</th> </tr> <tr> <th>1</th> <th>MHz</th> <th>dBuV/m</th> <th>dBuV/m</th> <th>dB</th> <th>dBuV</th> <th>dB/m</th> <th>dB</th> <th>dB</th> <th>dB</th> <th>dB</th> <th>cm</th> <th>deg</th> <th></th> </tr> </thead> <tbody> <tr><td>1</td><td>2437.00</td><td>99.86</td><td>74.00</td><td>25.86</td><td>87.49</td><td>32.44</td><td>6.67</td><td>32.74</td><td>6.00</td><td>300</td><td>237</td><td>237</td><td>PEAK</td></tr> </tbody> </table>	Peak	Freq	Level	Limit	Line	Margin	Read	Ant	Cable	Preamp	Aux	Apos	Tpos	Remark	1	MHz	dBuV/m	dBuV/m	dB	dBuV	dB/m	dB	dB	dB	dB	cm	deg		1	2437.00	99.86	74.00	25.86	87.49	32.44	6.67	32.74	6.00	300	237	237	PEAK																																																																																																																																																																																																																																																																																																																																																																																										
Peak	Freq	Level	Limit	Line	Margin	Read	Ant	Cable	Preamp	Aux	Apos	Tpos	Remark																																																																																																																																																																																																																																																																																																																																																																																																																																																																			
1	MHz	dBuV/m	dBuV/m	dB	dBuV	dB/m	dB	dB	dB	dB	cm	deg																																																																																																																																																																																																																																																																																																																																																																																																																																																																				
1	2437.00	104.16	74.00	30.16	91.06	32.40	6.66	32.76	6.00	300	202	202	PEAK																																																																																																																																																																																																																																																																																																																																																																																																																																																																			
Peak	Freq	Level	Limit	Line	Margin	Read	Ant	Cable	Preamp	Aux	Apos	Tpos	Remark																																																																																																																																																																																																																																																																																																																																																																																																																																																																			
1	MHz	dBuV/m	dBuV/m	dB	dBuV	dB/m	dB	dB	dB	dB	cm	deg																																																																																																																																																																																																																																																																																																																																																																																																																																																																				
1	2437.00	99.86	74.00	25.86	87.49	32.44	6.67	32.74	6.00	300	237	237	PEAK																																																																																																																																																																																																																																																																																																																																																																																																																																																																			

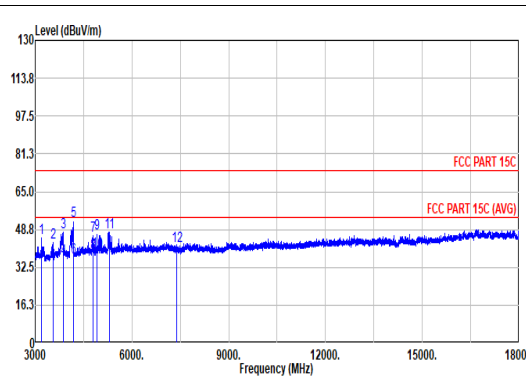
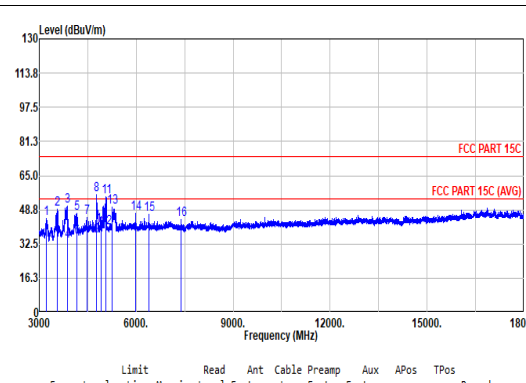
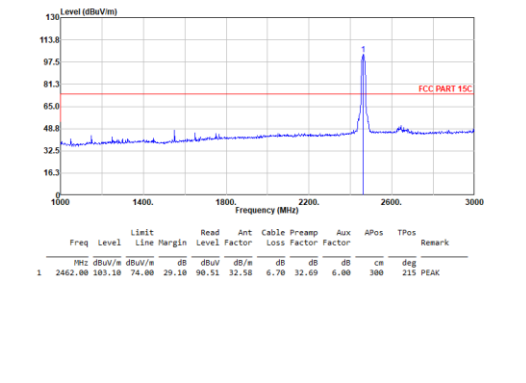
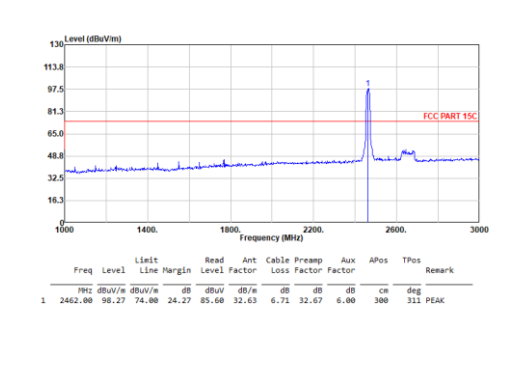


		6																																																																													
Mode		Band Edge																																																																													
		2400-2483.5_802.11g_CH11_2462MHz																																																																													
ANT		1																																																																													
Pol.	Horizontal	Fundamental																																																																													
Peak	<p>Level (dBuV/m) vs Frequency (MHz) plot for Horizontal polarization. The y-axis ranges from 0 to 130 dBuV/m, and the x-axis ranges from 2462 to 2500 MHz. A red horizontal line indicates the FCC PART 15C limit at approximately 74 dBuV/m. A blue line shows the measured signal level, which is above the limit at 2462 MHz and drops below it after 2477.2 MHz.</p> <table border="1"> <thead> <tr> <th>Limit</th> <th>Read</th> <th>Ant</th> <th>Cable</th> <th>Preamp</th> <th>Aux</th> <th>APos</th> <th>TPos</th> </tr> <tr> <th>Freq</th> <th>Level</th> <th>Line</th> <th>Margin</th> <th>Level</th> <th>Factor</th> <th>Loss</th> <th>Factor</th> </tr> <tr> <th>MHz</th> <th>dBuV/m</th> <th>dBuV/m</th> <th>dB</th> <th>dBuV</th> <th>dB/m</th> <th>dB</th> <th>dB</th> </tr> </thead> <tbody> <tr> <td>1</td> <td>2483.55</td> <td>67.47</td> <td>74.00</td> <td>-6.53</td> <td>54.60</td> <td>32.77</td> <td>6.73</td> <td>32.63</td> <td>6.00</td> <td>214</td> <td>360</td> <td>PEAK</td> </tr> </tbody> </table>	Limit	Read	Ant	Cable	Preamp	Aux	APos	TPos	Freq	Level	Line	Margin	Level	Factor	Loss	Factor	MHz	dBuV/m	dBuV/m	dB	dBuV	dB/m	dB	dB	1	2483.55	67.47	74.00	-6.53	54.60	32.77	6.73	32.63	6.00	214	360	PEAK	<p>Level (dBuV/m) vs Frequency (MHz) plot for Fundamental polarization. The y-axis ranges from 0 to 130 dBuV/m, and the x-axis ranges from 1000 to 3000 MHz. A red horizontal line indicates the FCC PART 15C limit at approximately 74 dBuV/m. A sharp blue peak is visible at 2462 MHz, significantly exceeding the limit.</p> <table border="1"> <thead> <tr> <th>Limit</th> <th>Over</th> <th>Read</th> <th>Ant</th> <th>Cable</th> <th>Preamp</th> <th>Aux</th> <th>APos</th> <th>TPos</th> </tr> <tr> <th>Freq</th> <th>Level</th> <th>Line</th> <th>Limit</th> <th>Level</th> <th>Factor</th> <th>Loss</th> <th>Factor</th> <th>Factor</th> </tr> <tr> <th>MHz</th> <th>dBuV/m</th> <th>dBuV/m</th> <th>dB</th> <th>dBuV</th> <th>dB/m</th> <th>dB</th> <th>dB</th> <th>dB</th> </tr> </thead> <tbody> <tr> <td>1</td> <td>2462.00</td> <td>107.79</td> <td>-----</td> <td>-----</td> <td>95.20</td> <td>32.58</td> <td>6.70</td> <td>32.69</td> <td>6.00</td> <td>214</td> <td>360</td> <td>PEAK</td> </tr> </tbody> </table>	Limit	Over	Read	Ant	Cable	Preamp	Aux	APos	TPos	Freq	Level	Line	Limit	Level	Factor	Loss	Factor	Factor	MHz	dBuV/m	dBuV/m	dB	dBuV	dB/m	dB	dB	dB	1	2462.00	107.79	-----	-----	95.20	32.58	6.70	32.69	6.00	214	360	PEAK
	Limit	Read	Ant	Cable	Preamp	Aux	APos	TPos																																																																							
Freq	Level	Line	Margin	Level	Factor	Loss	Factor																																																																								
MHz	dBuV/m	dBuV/m	dB	dBuV	dB/m	dB	dB																																																																								
1	2483.55	67.47	74.00	-6.53	54.60	32.77	6.73	32.63	6.00	214	360	PEAK																																																																			
Limit	Over	Read	Ant	Cable	Preamp	Aux	APos	TPos																																																																							
Freq	Level	Line	Limit	Level	Factor	Loss	Factor	Factor																																																																							
MHz	dBuV/m	dBuV/m	dB	dBuV	dB/m	dB	dB	dB																																																																							
1	2462.00	107.79	-----	-----	95.20	32.58	6.70	32.69	6.00	214	360	PEAK																																																																			
Avg	<p>Level (dBuV/m) vs Frequency (MHz) plot for Average Horizontal polarization. The y-axis ranges from 0 to 130 dBuV/m, and the x-axis ranges from 2462 to 2500 MHz. A red horizontal line indicates the FCC PART 15C (AVG) limit at approximately 54 dBuV/m. The blue line shows the average signal level, which is above the limit at 2462 MHz and drops below it after 2477.2 MHz.</p> <table border="1"> <thead> <tr> <th>Limit</th> <th>Read</th> <th>Ant</th> <th>Cable</th> <th>Preamp</th> <th>Aux</th> <th>APos</th> <th>TPos</th> </tr> <tr> <th>Freq</th> <th>Level</th> <th>Line</th> <th>Margin</th> <th>Level</th> <th>Factor</th> <th>Loss</th> <th>Factor</th> </tr> <tr> <th>MHz</th> <th>dBuV/m</th> <th>dBuV/m</th> <th>dB</th> <th>dBuV</th> <th>dB/m</th> <th>dB</th> <th>dB</th> </tr> </thead> <tbody> <tr> <td>1</td> <td>2483.51</td> <td>50.52</td> <td>54.00</td> <td>-3.48</td> <td>37.65</td> <td>32.77</td> <td>6.73</td> <td>32.63</td> <td>6.00</td> <td>214</td> <td>360</td> <td>AVERAGE</td> </tr> </tbody> </table>	Limit	Read	Ant	Cable	Preamp	Aux	APos	TPos	Freq	Level	Line	Margin	Level	Factor	Loss	Factor	MHz	dBuV/m	dBuV/m	dB	dBuV	dB/m	dB	dB	1	2483.51	50.52	54.00	-3.48	37.65	32.77	6.73	32.63	6.00	214	360	AVERAGE	<p>Level (dBuV/m) vs Frequency (MHz) plot for Average Fundamental polarization. The y-axis ranges from 0 to 130 dBuV/m, and the x-axis ranges from 1000 to 3000 MHz. A red horizontal line indicates the FCC PART 15C (AVG) limit at approximately 54 dBuV/m. A sharp blue peak is visible at 2462 MHz, exceeding the limit.</p> <table border="1"> <thead> <tr> <th>Limit</th> <th>Read</th> <th>Ant</th> <th>Cable</th> <th>Preamp</th> <th>Aux</th> <th>APos</th> <th>TPos</th> </tr> <tr> <th>Freq</th> <th>Level</th> <th>Line</th> <th>Margin</th> <th>Level</th> <th>Factor</th> <th>Loss</th> <th>Factor</th> </tr> <tr> <th>MHz</th> <th>dBuV/m</th> <th>dBuV/m</th> <th>dB</th> <th>dBuV</th> <th>dB/m</th> <th>dB</th> <th>dB</th> </tr> </thead> <tbody> <tr> <td>1</td> <td>2462.00</td> <td>98.71</td> <td>-----</td> <td>-----</td> <td>86.09</td> <td>32.60</td> <td>6.70</td> <td>32.68</td> <td>6.00</td> <td>214</td> <td>360</td> <td>AVERAGE</td> </tr> </tbody> </table>	Limit	Read	Ant	Cable	Preamp	Aux	APos	TPos	Freq	Level	Line	Margin	Level	Factor	Loss	Factor	MHz	dBuV/m	dBuV/m	dB	dBuV	dB/m	dB	dB	1	2462.00	98.71	-----	-----	86.09	32.60	6.70	32.68	6.00	214	360	AVERAGE			
	Limit	Read	Ant	Cable	Preamp	Aux	APos	TPos																																																																							
Freq	Level	Line	Margin	Level	Factor	Loss	Factor																																																																								
MHz	dBuV/m	dBuV/m	dB	dBuV	dB/m	dB	dB																																																																								
1	2483.51	50.52	54.00	-3.48	37.65	32.77	6.73	32.63	6.00	214	360	AVERAGE																																																																			
Limit	Read	Ant	Cable	Preamp	Aux	APos	TPos																																																																								
Freq	Level	Line	Margin	Level	Factor	Loss	Factor																																																																								
MHz	dBuV/m	dBuV/m	dB	dBuV	dB/m	dB	dB																																																																								
1	2462.00	98.71	-----	-----	86.09	32.60	6.70	32.68	6.00	214	360	AVERAGE																																																																			



		6																																																																																																						
Mode		Band Edge																																																																																																						
		2400-2483.5_802.11g_CH11_2462MHz																																																																																																						
ANT		1																																																																																																						
Pol.	Vertical	Fundamental																																																																																																						
Peak	<table border="1"> <thead> <tr> <th>Limit</th> <th>Read</th> <th>Ant</th> <th>Cable</th> <th>Preamp</th> <th>Aux</th> <th>APos</th> <th>TPos</th> <th>Remark</th> </tr> <tr> <th>Freq</th> <th>Level</th> <th>Line</th> <th>Margin</th> <th>Level</th> <th>Factor</th> <th>Loss</th> <th>Factor</th> <th>Factor</th> </tr> <tr> <th>MHz</th> <th>dBuV/m</th> <th>dBuV/m</th> <th>dB</th> <th>dBuV</th> <th>dB/m</th> <th>dB</th> <th>dB</th> <th>dB</th> </tr> </thead> <tbody> <tr> <td>1</td> <td>2483.51</td> <td>62.09</td> <td>74.00</td> <td>-11.91</td> <td>49.22</td> <td>32.77</td> <td>6.73</td> <td>32.63</td> <td>6.00</td> <td>300</td> <td>94 PEAK</td> </tr> </tbody> </table>	Limit	Read	Ant	Cable	Preamp	Aux	APos	TPos	Remark	Freq	Level	Line	Margin	Level	Factor	Loss	Factor	Factor	MHz	dBuV/m	dBuV/m	dB	dBuV	dB/m	dB	dB	dB	1	2483.51	62.09	74.00	-11.91	49.22	32.77	6.73	32.63	6.00	300	94 PEAK	<table border="1"> <thead> <tr> <th>Limit</th> <th>Read</th> <th>Ant</th> <th>Cable</th> <th>Preamp</th> <th>Aux</th> <th>APos</th> <th>TPos</th> <th>Remark</th> </tr> <tr> <th>Freq</th> <th>Level</th> <th>Line</th> <th>Margin</th> <th>Level</th> <th>Factor</th> <th>Loss</th> <th>Factor</th> <th>Factor</th> </tr> <tr> <th>MHz</th> <th>dBuV/m</th> <th>dBuV/m</th> <th>dB</th> <th>dBuV</th> <th>dB/m</th> <th>dB</th> <th>dB</th> <th>dB</th> </tr> </thead> <tbody> <tr> <td>1</td> <td>2462.00</td> <td>105.59</td> <td>-----</td> <td>-----</td> <td>92.97</td> <td>32.60</td> <td>6.70</td> <td>32.68</td> <td>6.00</td> <td>300</td> <td>94 PEAK</td> </tr> </tbody> </table>	Limit	Read	Ant	Cable	Preamp	Aux	APos	TPos	Remark	Freq	Level	Line	Margin	Level	Factor	Loss	Factor	Factor	MHz	dBuV/m	dBuV/m	dB	dBuV	dB/m	dB	dB	dB	1	2462.00	105.59	-----	-----	92.97	32.60	6.70	32.68	6.00	300	94 PEAK																								
	Limit	Read	Ant	Cable	Preamp	Aux	APos	TPos	Remark																																																																																															
Freq	Level	Line	Margin	Level	Factor	Loss	Factor	Factor																																																																																																
MHz	dBuV/m	dBuV/m	dB	dBuV	dB/m	dB	dB	dB																																																																																																
1	2483.51	62.09	74.00	-11.91	49.22	32.77	6.73	32.63	6.00	300	94 PEAK																																																																																													
Limit	Read	Ant	Cable	Preamp	Aux	APos	TPos	Remark																																																																																																
Freq	Level	Line	Margin	Level	Factor	Loss	Factor	Factor																																																																																																
MHz	dBuV/m	dBuV/m	dB	dBuV	dB/m	dB	dB	dB																																																																																																
1	2462.00	105.59	-----	-----	92.97	32.60	6.70	32.68	6.00	300	94 PEAK																																																																																													
Avg	<table border="1"> <thead> <tr> <th>Limit</th> <th>Read</th> <th>Ant</th> <th>Cable</th> <th>Preamp</th> <th>Aux</th> <th>APos</th> <th>TPos</th> <th>Remark</th> </tr> <tr> <th>Freq</th> <th>Level</th> <th>Line</th> <th>Margin</th> <th>Level</th> <th>Factor</th> <th>Loss</th> <th>Factor</th> <th>Factor</th> </tr> <tr> <th>MHz</th> <th>dBuV/m</th> <th>dBuV/m</th> <th>dB</th> <th>dBuV</th> <th>dB/m</th> <th>dB</th> <th>dB</th> <th>dB</th> </tr> </thead> <tbody> <tr> <td>1</td> <td>2483.58</td> <td>46.32</td> <td>54.00</td> <td>-7.68</td> <td>33.45</td> <td>32.77</td> <td>6.73</td> <td>32.63</td> <td>6.00</td> <td>300</td> <td>94 AVERAGE</td> </tr> </tbody> </table>	Limit	Read	Ant	Cable	Preamp	Aux	APos	TPos	Remark	Freq	Level	Line	Margin	Level	Factor	Loss	Factor	Factor	MHz	dBuV/m	dBuV/m	dB	dBuV	dB/m	dB	dB	dB	1	2483.58	46.32	54.00	-7.68	33.45	32.77	6.73	32.63	6.00	300	94 AVERAGE	<table border="1"> <thead> <tr> <th>Limit</th> <th>Read</th> <th>Ant</th> <th>Cable</th> <th>Preamp</th> <th>Aux</th> <th>APos</th> <th>TPos</th> <th>Remark</th> </tr> <tr> <th>Freq</th> <th>Level</th> <th>Line</th> <th>Margin</th> <th>Level</th> <th>Factor</th> <th>Loss</th> <th>Factor</th> <th>Factor</th> </tr> <tr> <th>MHz</th> <th>dBuV/m</th> <th>dBuV/m</th> <th>dB</th> <th>dBuV</th> <th>dB/m</th> <th>dB</th> <th>dB</th> <th>dB</th> </tr> </thead> <tbody> <tr> <td>1</td> <td>2462.00</td> <td>96.44</td> <td>-----</td> <td>-----</td> <td>83.82</td> <td>32.60</td> <td>6.70</td> <td>32.68</td> <td>6.00</td> <td>300</td> <td>94 AVERAGE</td> </tr> <tr> <td>2</td> <td>2654.00</td> <td>51.03</td> <td>-----</td> <td>-----</td> <td>38.54</td> <td>31.97</td> <td>6.97</td> <td>32.45</td> <td>6.00</td> <td>300</td> <td>94 AVERAGE</td> </tr> <tr> <td>3</td> <td>2950.00</td> <td>49.56</td> <td>-----</td> <td>-----</td> <td>36.13</td> <td>32.80</td> <td>7.31</td> <td>32.68</td> <td>6.00</td> <td>300</td> <td>94 AVERAGE</td> </tr> </tbody> </table>	Limit	Read	Ant	Cable	Preamp	Aux	APos	TPos	Remark	Freq	Level	Line	Margin	Level	Factor	Loss	Factor	Factor	MHz	dBuV/m	dBuV/m	dB	dBuV	dB/m	dB	dB	dB	1	2462.00	96.44	-----	-----	83.82	32.60	6.70	32.68	6.00	300	94 AVERAGE	2	2654.00	51.03	-----	-----	38.54	31.97	6.97	32.45	6.00	300	94 AVERAGE	3	2950.00	49.56	-----	-----	36.13	32.80	7.31	32.68	6.00	300	94 AVERAGE
	Limit	Read	Ant	Cable	Preamp	Aux	APos	TPos	Remark																																																																																															
Freq	Level	Line	Margin	Level	Factor	Loss	Factor	Factor																																																																																																
MHz	dBuV/m	dBuV/m	dB	dBuV	dB/m	dB	dB	dB																																																																																																
1	2483.58	46.32	54.00	-7.68	33.45	32.77	6.73	32.63	6.00	300	94 AVERAGE																																																																																													
Limit	Read	Ant	Cable	Preamp	Aux	APos	TPos	Remark																																																																																																
Freq	Level	Line	Margin	Level	Factor	Loss	Factor	Factor																																																																																																
MHz	dBuV/m	dBuV/m	dB	dBuV	dB/m	dB	dB	dB																																																																																																
1	2462.00	96.44	-----	-----	83.82	32.60	6.70	32.68	6.00	300	94 AVERAGE																																																																																													
2	2654.00	51.03	-----	-----	38.54	31.97	6.97	32.45	6.00	300	94 AVERAGE																																																																																													
3	2950.00	49.56	-----	-----	36.13	32.80	7.31	32.68	6.00	300	94 AVERAGE																																																																																													



Mode	6																																																																																																																																																																																																																																																																																																																																																																																																																																					
	Harmonic																																																																																																																																																																																																																																																																																																																																																																																																																																					
	2400-2483.5_802.11g_CH11_2462MHz																																																																																																																																																																																																																																																																																																																																																																																																																																					
ANT	1																																																																																																																																																																																																																																																																																																																																																																																																																																					
Pol.	Horizontal	Vertical																																																																																																																																																																																																																																																																																																																																																																																																																																				
Peak Avg	 <table border="1"> <thead> <tr> <th>Limit</th> <th>Read</th> <th>Ant</th> <th>Cable</th> <th>Preamp</th> <th>Aux</th> <th>APos</th> <th>TPos</th> <th>Remark</th> </tr> <tr> <th>Freq</th> <th>Level</th> <th>Line</th> <th>Margin</th> <th>Level</th> <th>Factor</th> <th>Loss</th> <th>Factor</th> <th>Factor</th> </tr> </thead> <tbody> <tr> <td>MHz</td> <td>dBuV/m</td> <td>dBuV/m</td> <td>dB</td> <td>dBuV</td> <td>dB/m</td> <td>dB</td> <td>dB</td> <td>cm</td> <td>deg</td> </tr> <tr> <td>1</td> <td>3196.00</td> <td>45.04</td> <td>83.10</td> <td>-38.06</td> <td>66.90</td> <td>33.00</td> <td>8.32</td> <td>63.18</td> <td>0.00</td> <td>---</td> <td>---</td> <td>Peak</td> </tr> <tr> <td>2</td> <td>3556.00</td> <td>43.06</td> <td>83.10</td> <td>-40.04</td> <td>64.94</td> <td>33.10</td> <td>8.72</td> <td>63.70</td> <td>0.00</td> <td>---</td> <td>---</td> <td>Peak</td> </tr> <tr> <td>3</td> <td>3879.00</td> <td>47.49</td> <td>74.00</td> <td>-26.51</td> <td>68.40</td> <td>33.56</td> <td>9.28</td> <td>63.75</td> <td>0.00</td> <td>300</td> <td>47</td> <td>Average</td> </tr> <tr> <td>4</td> <td>3879.00</td> <td>36.28</td> <td>54.00</td> <td>-17.72</td> <td>57.19</td> <td>33.56</td> <td>9.28</td> <td>63.75</td> <td>0.00</td> <td>300</td> <td>47</td> <td>Average</td> </tr> <tr> <td>5</td> <td>4177.00</td> <td>52.35</td> <td>74.00</td> <td>-21.65</td> <td>72.90</td> <td>33.40</td> <td>9.62</td> <td>63.57</td> <td>0.00</td> <td>100</td> <td>306</td> <td>Peak</td> </tr> <tr> <td>6</td> <td>4177.00</td> <td>36.95</td> <td>54.00</td> <td>-17.05</td> <td>57.50</td> <td>33.40</td> <td>9.62</td> <td>63.57</td> <td>0.00</td> <td>100</td> <td>306</td> <td>Average</td> </tr> <tr> <td>7</td> <td>4785.00</td> <td>46.01</td> <td>74.00</td> <td>-27.99</td> <td>64.89</td> <td>34.33</td> <td>10.27</td> <td>63.48</td> <td>0.00</td> <td>300</td> <td>327</td> <td>Peak</td> </tr> <tr> <td>8</td> <td>4785.00</td> <td>38.74</td> <td>54.00</td> <td>-15.26</td> <td>57.62</td> <td>34.33</td> <td>10.27</td> <td>63.48</td> <td>0.00</td> <td>300</td> <td>327</td> <td>Average</td> </tr> <tr> <td>9</td> <td>4924.00</td> <td>47.09</td> <td>74.00</td> <td>-26.91</td> <td>65.67</td> <td>34.45</td> <td>10.45</td> <td>63.48</td> <td>0.00</td> <td>127</td> <td>257</td> <td>Peak</td> </tr> <tr> <td>10</td> <td>4924.00</td> <td>39.46</td> <td>54.00</td> <td>-14.54</td> <td>58.04</td> <td>34.45</td> <td>10.45</td> <td>63.48</td> <td>0.00</td> <td>127</td> <td>257</td> <td>Average</td> </tr> <tr> <td>11</td> <td>5292.00</td> <td>47.81</td> <td>83.10</td> <td>-35.29</td> <td>65.96</td> <td>34.68</td> <td>10.76</td> <td>63.59</td> <td>0.00</td> <td>---</td> <td>---</td> <td>Peak</td> </tr> <tr> <td>12</td> <td>7386.00</td> <td>41.82</td> <td>74.00</td> <td>-32.18</td> <td>56.87</td> <td>35.83</td> <td>12.84</td> <td>63.72</td> <td>0.00</td> <td>---</td> <td>---</td> <td>Peak</td> </tr> </tbody> </table>	Limit	Read	Ant	Cable	Preamp	Aux	APos	TPos	Remark	Freq	Level	Line	Margin	Level	Factor	Loss	Factor	Factor	MHz	dBuV/m	dBuV/m	dB	dBuV	dB/m	dB	dB	cm	deg	1	3196.00	45.04	83.10	-38.06	66.90	33.00	8.32	63.18	0.00	---	---	Peak	2	3556.00	43.06	83.10	-40.04	64.94	33.10	8.72	63.70	0.00	---	---	Peak	3	3879.00	47.49	74.00	-26.51	68.40	33.56	9.28	63.75	0.00	300	47	Average	4	3879.00	36.28	54.00	-17.72	57.19	33.56	9.28	63.75	0.00	300	47	Average	5	4177.00	52.35	74.00	-21.65	72.90	33.40	9.62	63.57	0.00	100	306	Peak	6	4177.00	36.95	54.00	-17.05	57.50	33.40	9.62	63.57	0.00	100	306	Average	7	4785.00	46.01	74.00	-27.99	64.89	34.33	10.27	63.48	0.00	300	327	Peak	8	4785.00	38.74	54.00	-15.26	57.62	34.33	10.27	63.48	0.00	300	327	Average	9	4924.00	47.09	74.00	-26.91	65.67	34.45	10.45	63.48	0.00	127	257	Peak	10	4924.00	39.46	54.00	-14.54	58.04	34.45	10.45	63.48	0.00	127	257	Average	11	5292.00	47.81	83.10	-35.29	65.96	34.68	10.76	63.59	0.00	---	---	Peak	12	7386.00	41.82	74.00	-32.18	56.87	35.83	12.84	63.72	0.00	---	---	Peak	 <table border="1"> <thead> <tr> <th>Limit</th> <th>Read</th> <th>Ant</th> <th>Cable</th> <th>Preamp</th> <th>Aux</th> <th>APos</th> <th>TPos</th> <th>Remark</th> </tr> <tr> <th>Freq</th> <th>Level</th> <th>Line</th> <th>Margin</th> <th>Level</th> <th>Factor</th> <th>Loss</th> <th>Factor</th> <th>Factor</th> </tr> </thead> <tbody> <tr> <td>MHz</td> <td>dBuV/m</td> <td>dBuV/m</td> <td>dB</td> <td>dBuV</td> <td>dB/m</td> <td>dB</td> <td>dB</td> <td>cm</td> <td>deg</td> </tr> <tr> <td>1</td> <td>3226.00</td> <td>44.64</td> <td>78.27</td> <td>-33.63</td> <td>66.66</td> <td>32.84</td> <td>8.36</td> <td>63.22</td> <td>0.00</td> <td>---</td> <td>---</td> <td>Peak</td> </tr> <tr> <td>2</td> <td>3562.00</td> <td>49.30</td> <td>78.27</td> <td>-28.97</td> <td>71.19</td> <td>33.10</td> <td>8.72</td> <td>63.71</td> <td>0.00</td> <td>---</td> <td>---</td> <td>Peak</td> </tr> <tr> <td>3</td> <td>3879.00</td> <td>50.73</td> <td>74.00</td> <td>-23.27</td> <td>71.64</td> <td>33.56</td> <td>9.28</td> <td>63.75</td> <td>0.00</td> <td>100</td> <td>16</td> <td>Peak</td> </tr> <tr> <td>4</td> <td>3879.00</td> <td>33.73</td> <td>54.00</td> <td>-20.27</td> <td>54.64</td> <td>33.56</td> <td>9.28</td> <td>63.75</td> <td>0.00</td> <td>100</td> <td>16</td> <td>Average</td> </tr> <tr> <td>5</td> <td>4174.00</td> <td>47.28</td> <td>74.00</td> <td>-26.72</td> <td>67.83</td> <td>33.40</td> <td>9.62</td> <td>63.57</td> <td>0.00</td> <td>100</td> <td>162</td> <td>Peak</td> </tr> <tr> <td>6</td> <td>4174.00</td> <td>36.01</td> <td>54.00</td> <td>-17.99</td> <td>56.56</td> <td>33.40</td> <td>9.62</td> <td>63.57</td> <td>0.00</td> <td>100</td> <td>162</td> <td>Average</td> </tr> <tr> <td>7</td> <td>4476.00</td> <td>45.30</td> <td>78.27</td> <td>-32.97</td> <td>64.93</td> <td>34.00</td> <td>9.87</td> <td>63.50</td> <td>0.00</td> <td>---</td> <td>---</td> <td>Peak</td> </tr> <tr> <td>8</td> <td>4779.00</td> <td>55.83</td> <td>74.00</td> <td>-18.17</td> <td>74.71</td> <td>34.34</td> <td>10.26</td> <td>63.48</td> <td>0.00</td> <td>188</td> <td>360</td> <td>Peak</td> </tr> <tr> <td>9</td> <td>4779.00</td> <td>36.12</td> <td>54.00</td> <td>-17.88</td> <td>55.00</td> <td>34.34</td> <td>10.26</td> <td>63.48</td> <td>0.00</td> <td>188</td> <td>360</td> <td>Average</td> </tr> <tr> <td>10</td> <td>4924.00</td> <td>41.08</td> <td>74.00</td> <td>-32.92</td> <td>59.66</td> <td>34.45</td> <td>10.45</td> <td>63.48</td> <td>0.00</td> <td>---</td> <td>---</td> <td>Peak</td> </tr> <tr> <td>11</td> <td>5071.00</td> <td>55.04</td> <td>74.00</td> <td>-18.96</td> <td>73.65</td> <td>34.30</td> <td>10.59</td> <td>63.50</td> <td>0.00</td> <td>100</td> <td>245</td> <td>Peak</td> </tr> <tr> <td>12</td> <td>5071.00</td> <td>40.42</td> <td>54.00</td> <td>-13.58</td> <td>59.03</td> <td>34.30</td> <td>10.59</td> <td>63.50</td> <td>0.00</td> <td>100</td> <td>245</td> <td>Average</td> </tr> <tr> <td>13</td> <td>5247.00</td> <td>50.22</td> <td>78.27</td> <td>-28.05</td> <td>68.49</td> <td>34.60</td> <td>10.70</td> <td>63.57</td> <td>0.00</td> <td>---</td> <td>---</td> <td>Peak</td> </tr> <tr> <td>14</td> <td>5991.00</td> <td>46.88</td> <td>78.27</td> <td>-31.39</td> <td>63.81</td> <td>35.42</td> <td>11.51</td> <td>63.86</td> <td>0.00</td> <td>---</td> <td>---</td> <td>Peak</td> </tr> <tr> <td>15</td> <td>6390.00</td> <td>46.57</td> <td>78.27</td> <td>-31.70</td> <td>62.86</td> <td>35.60</td> <td>11.86</td> <td>63.75</td> <td>0.00</td> <td>---</td> <td>---</td> <td>Peak</td> </tr> <tr> <td>16</td> <td>7393.00</td> <td>43.97</td> <td>74.00</td> <td>-30.03</td> <td>59.04</td> <td>35.81</td> <td>12.84</td> <td>63.72</td> <td>0.00</td> <td>---</td> <td>---</td> <td>Peak</td> </tr> </tbody> </table>	Limit	Read	Ant	Cable	Preamp	Aux	APos	TPos	Remark	Freq	Level	Line	Margin	Level	Factor	Loss	Factor	Factor	MHz	dBuV/m	dBuV/m	dB	dBuV	dB/m	dB	dB	cm	deg	1	3226.00	44.64	78.27	-33.63	66.66	32.84	8.36	63.22	0.00	---	---	Peak	2	3562.00	49.30	78.27	-28.97	71.19	33.10	8.72	63.71	0.00	---	---	Peak	3	3879.00	50.73	74.00	-23.27	71.64	33.56	9.28	63.75	0.00	100	16	Peak	4	3879.00	33.73	54.00	-20.27	54.64	33.56	9.28	63.75	0.00	100	16	Average	5	4174.00	47.28	74.00	-26.72	67.83	33.40	9.62	63.57	0.00	100	162	Peak	6	4174.00	36.01	54.00	-17.99	56.56	33.40	9.62	63.57	0.00	100	162	Average	7	4476.00	45.30	78.27	-32.97	64.93	34.00	9.87	63.50	0.00	---	---	Peak	8	4779.00	55.83	74.00	-18.17	74.71	34.34	10.26	63.48	0.00	188	360	Peak	9	4779.00	36.12	54.00	-17.88	55.00	34.34	10.26	63.48	0.00	188	360	Average	10	4924.00	41.08	74.00	-32.92	59.66	34.45	10.45	63.48	0.00	---	---	Peak	11	5071.00	55.04	74.00	-18.96	73.65	34.30	10.59	63.50	0.00	100	245	Peak	12	5071.00	40.42	54.00	-13.58	59.03	34.30	10.59	63.50	0.00	100	245	Average	13	5247.00	50.22	78.27	-28.05	68.49	34.60	10.70	63.57	0.00	---	---	Peak	14	5991.00	46.88	78.27	-31.39	63.81	35.42	11.51	63.86	0.00	---	---	Peak	15	6390.00	46.57	78.27	-31.70	62.86	35.60	11.86	63.75	0.00	---	---	Peak	16	7393.00	43.97	74.00	-30.03	59.04	35.81	12.84	63.72	0.00	---	---	Peak
Limit	Read	Ant	Cable	Preamp	Aux	APos	TPos	Remark																																																																																																																																																																																																																																																																																																																																																																																																																														
Freq	Level	Line	Margin	Level	Factor	Loss	Factor	Factor																																																																																																																																																																																																																																																																																																																																																																																																																														
MHz	dBuV/m	dBuV/m	dB	dBuV	dB/m	dB	dB	cm	deg																																																																																																																																																																																																																																																																																																																																																																																																																													
1	3196.00	45.04	83.10	-38.06	66.90	33.00	8.32	63.18	0.00	---	---	Peak																																																																																																																																																																																																																																																																																																																																																																																																																										
2	3556.00	43.06	83.10	-40.04	64.94	33.10	8.72	63.70	0.00	---	---	Peak																																																																																																																																																																																																																																																																																																																																																																																																																										
3	3879.00	47.49	74.00	-26.51	68.40	33.56	9.28	63.75	0.00	300	47	Average																																																																																																																																																																																																																																																																																																																																																																																																																										
4	3879.00	36.28	54.00	-17.72	57.19	33.56	9.28	63.75	0.00	300	47	Average																																																																																																																																																																																																																																																																																																																																																																																																																										
5	4177.00	52.35	74.00	-21.65	72.90	33.40	9.62	63.57	0.00	100	306	Peak																																																																																																																																																																																																																																																																																																																																																																																																																										
6	4177.00	36.95	54.00	-17.05	57.50	33.40	9.62	63.57	0.00	100	306	Average																																																																																																																																																																																																																																																																																																																																																																																																																										
7	4785.00	46.01	74.00	-27.99	64.89	34.33	10.27	63.48	0.00	300	327	Peak																																																																																																																																																																																																																																																																																																																																																																																																																										
8	4785.00	38.74	54.00	-15.26	57.62	34.33	10.27	63.48	0.00	300	327	Average																																																																																																																																																																																																																																																																																																																																																																																																																										
9	4924.00	47.09	74.00	-26.91	65.67	34.45	10.45	63.48	0.00	127	257	Peak																																																																																																																																																																																																																																																																																																																																																																																																																										
10	4924.00	39.46	54.00	-14.54	58.04	34.45	10.45	63.48	0.00	127	257	Average																																																																																																																																																																																																																																																																																																																																																																																																																										
11	5292.00	47.81	83.10	-35.29	65.96	34.68	10.76	63.59	0.00	---	---	Peak																																																																																																																																																																																																																																																																																																																																																																																																																										
12	7386.00	41.82	74.00	-32.18	56.87	35.83	12.84	63.72	0.00	---	---	Peak																																																																																																																																																																																																																																																																																																																																																																																																																										
Limit	Read	Ant	Cable	Preamp	Aux	APos	TPos	Remark																																																																																																																																																																																																																																																																																																																																																																																																																														
Freq	Level	Line	Margin	Level	Factor	Loss	Factor	Factor																																																																																																																																																																																																																																																																																																																																																																																																																														
MHz	dBuV/m	dBuV/m	dB	dBuV	dB/m	dB	dB	cm	deg																																																																																																																																																																																																																																																																																																																																																																																																																													
1	3226.00	44.64	78.27	-33.63	66.66	32.84	8.36	63.22	0.00	---	---	Peak																																																																																																																																																																																																																																																																																																																																																																																																																										
2	3562.00	49.30	78.27	-28.97	71.19	33.10	8.72	63.71	0.00	---	---	Peak																																																																																																																																																																																																																																																																																																																																																																																																																										
3	3879.00	50.73	74.00	-23.27	71.64	33.56	9.28	63.75	0.00	100	16	Peak																																																																																																																																																																																																																																																																																																																																																																																																																										
4	3879.00	33.73	54.00	-20.27	54.64	33.56	9.28	63.75	0.00	100	16	Average																																																																																																																																																																																																																																																																																																																																																																																																																										
5	4174.00	47.28	74.00	-26.72	67.83	33.40	9.62	63.57	0.00	100	162	Peak																																																																																																																																																																																																																																																																																																																																																																																																																										
6	4174.00	36.01	54.00	-17.99	56.56	33.40	9.62	63.57	0.00	100	162	Average																																																																																																																																																																																																																																																																																																																																																																																																																										
7	4476.00	45.30	78.27	-32.97	64.93	34.00	9.87	63.50	0.00	---	---	Peak																																																																																																																																																																																																																																																																																																																																																																																																																										
8	4779.00	55.83	74.00	-18.17	74.71	34.34	10.26	63.48	0.00	188	360	Peak																																																																																																																																																																																																																																																																																																																																																																																																																										
9	4779.00	36.12	54.00	-17.88	55.00	34.34	10.26	63.48	0.00	188	360	Average																																																																																																																																																																																																																																																																																																																																																																																																																										
10	4924.00	41.08	74.00	-32.92	59.66	34.45	10.45	63.48	0.00	---	---	Peak																																																																																																																																																																																																																																																																																																																																																																																																																										
11	5071.00	55.04	74.00	-18.96	73.65	34.30	10.59	63.50	0.00	100	245	Peak																																																																																																																																																																																																																																																																																																																																																																																																																										
12	5071.00	40.42	54.00	-13.58	59.03	34.30	10.59	63.50	0.00	100	245	Average																																																																																																																																																																																																																																																																																																																																																																																																																										
13	5247.00	50.22	78.27	-28.05	68.49	34.60	10.70	63.57	0.00	---	---	Peak																																																																																																																																																																																																																																																																																																																																																																																																																										
14	5991.00	46.88	78.27	-31.39	63.81	35.42	11.51	63.86	0.00	---	---	Peak																																																																																																																																																																																																																																																																																																																																																																																																																										
15	6390.00	46.57	78.27	-31.70	62.86	35.60	11.86	63.75	0.00	---	---	Peak																																																																																																																																																																																																																																																																																																																																																																																																																										
16	7393.00	43.97	74.00	-30.03	59.04	35.81	12.84	63.72	0.00	---	---	Peak																																																																																																																																																																																																																																																																																																																																																																																																																										
100K Ref. Level	 <table border="1"> <thead> <tr> <th>Limit</th> <th>Read</th> <th>Ant</th> <th>Cable</th> <th>Preamp</th> <th>Aux</th> <th>APos</th> <th>TPos</th> <th>Remark</th> </tr> <tr> <th>Freq</th> <th>Level</th> <th>Line</th> <th>Margin</th> <th>Level</th> <th>Factor</th> <th>Loss</th> <th>Factor</th> <th>Factor</th> </tr> </thead> <tbody> <tr> <td>MHz</td> <td>dBuV/m</td> <td>dBuV/m</td> <td>dB</td> <td>dBuV</td> <td>dB/m</td> <td>dB</td> <td>dB</td> <td>cm</td> <td>deg</td> </tr> <tr> <td>1</td> <td>2462.00</td> <td>103.10</td> <td>74.00</td> <td>29.10</td> <td>90.51</td> <td>32.58</td> <td>6.70</td> <td>32.69</td> <td>6.00</td> <td>300</td> <td>215</td> <td>PEAK</td> </tr> </tbody> </table>	Limit	Read	Ant	Cable	Preamp	Aux	APos	TPos	Remark	Freq	Level	Line	Margin	Level	Factor	Loss	Factor	Factor	MHz	dBuV/m	dBuV/m	dB	dBuV	dB/m	dB	dB	cm	deg	1	2462.00	103.10	74.00	29.10	90.51	32.58	6.70	32.69	6.00	300	215	PEAK	 <table border="1"> <thead> <tr> <th>Limit</th> <th>Read</th> <th>Ant</th> <th>Cable</th> <th>Preamp</th> <th>Aux</th> <th>APos</th> <th>TPos</th> <th>Remark</th> </tr> <tr> <th>Freq</th> <th>Level</th> <th>Line</th> <th>Margin</th> <th>Level</th> <th>Factor</th> <th>Loss</th> <th>Factor</th> <th>Factor</th> </tr> </thead> <tbody> <tr> <td>MHz</td> <td>dBuV/m</td> <td>dBuV/m</td> <td>dB</td> <td>dBuV</td> <td>dB/m</td> <td>dB</td> <td>dB</td> <td>cm</td> <td>deg</td> </tr> <tr> <td>1</td> <td>2462.00</td> <td>98.27</td> <td>74.00</td> <td>24.27</td> <td>85.66</td> <td>32.63</td> <td>6.71</td> <td>32.67</td> <td>6.00</td> <td>300</td> <td>311</td> <td>PEAK</td> </tr> </tbody> </table>	Limit	Read	Ant	Cable	Preamp	Aux	APos	TPos	Remark	Freq	Level	Line	Margin	Level	Factor	Loss	Factor	Factor	MHz	dBuV/m	dBuV/m	dB	dBuV	dB/m	dB	dB	cm	deg	1	2462.00	98.27	74.00	24.27	85.66	32.63	6.71	32.67	6.00	300	311	PEAK																																																																																																																																																																																																																																																																																																																																																		
Limit	Read	Ant	Cable	Preamp	Aux	APos	TPos	Remark																																																																																																																																																																																																																																																																																																																																																																																																																														
Freq	Level	Line	Margin	Level	Factor	Loss	Factor	Factor																																																																																																																																																																																																																																																																																																																																																																																																																														
MHz	dBuV/m	dBuV/m	dB	dBuV	dB/m	dB	dB	cm	deg																																																																																																																																																																																																																																																																																																																																																																																																																													
1	2462.00	103.10	74.00	29.10	90.51	32.58	6.70	32.69	6.00	300	215	PEAK																																																																																																																																																																																																																																																																																																																																																																																																																										
Limit	Read	Ant	Cable	Preamp	Aux	APos	TPos	Remark																																																																																																																																																																																																																																																																																																																																																																																																																														
Freq	Level	Line	Margin	Level	Factor	Loss	Factor	Factor																																																																																																																																																																																																																																																																																																																																																																																																																														
MHz	dBuV/m	dBuV/m	dB	dBuV	dB/m	dB	dB	cm	deg																																																																																																																																																																																																																																																																																																																																																																																																																													
1	2462.00	98.27	74.00	24.27	85.66	32.63	6.71	32.67	6.00	300	311	PEAK																																																																																																																																																																																																																																																																																																																																																																																																																										



Mode	6	
	Harmonic	
	2400-2483.5_802.11g_CH11_2462MHz	
ANT	1	
Pol.	Horizontal	Vertical
Peak Avg	<p>The plot shows the average level of the signal in dBuV/m across the frequency range of 18000 to 25000 MHz. The signal level fluctuates between approximately 35 and 50 dBuV/m, well below the FCC Part 15C limit of 75 dBuV/m and the average limit of 55 dBuV/m.</p>	<p>The plot shows the average level of the signal in dBuV/m across the frequency range of 18000 to 25000 MHz. The signal level fluctuates between approximately 35 and 50 dBuV/m, well below the FCC Part 15C limit of 75 dBuV/m and the average limit of 55 dBuV/m.</p>

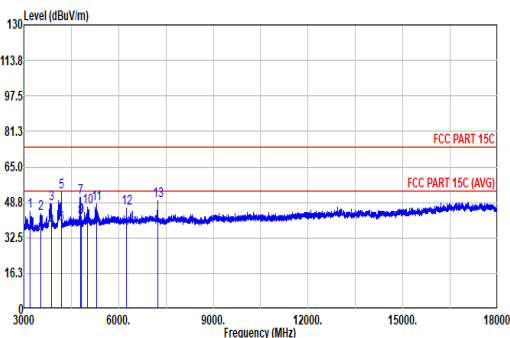
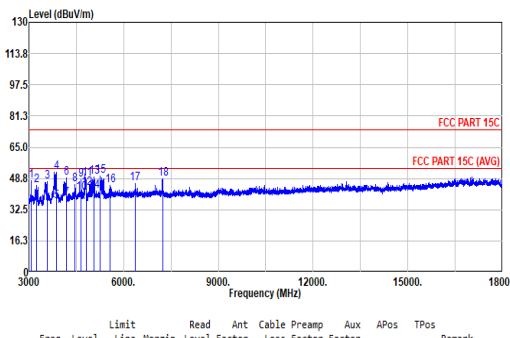
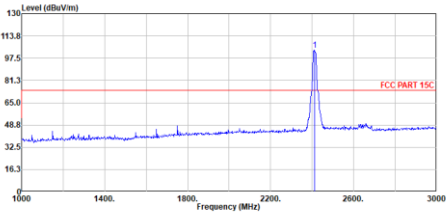
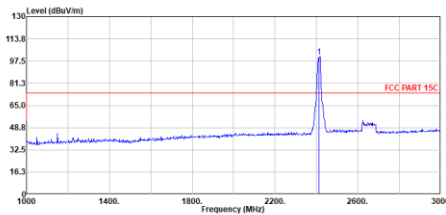


Mode	7																																																																																							
Mode	Band Edge - L																																																																																							
Mode	2400-2483.5_802.11n HT20_CH01_2412MHz																																																																																							
ANT	1																																																																																							
Pol.	Horizontal	Fundamental																																																																																						
Peak	<table border="1"> <thead> <tr> <th>Limit</th> <th>Read</th> <th>Ant</th> <th>Cable</th> <th>Preamp</th> <th>Aux</th> <th>APos</th> <th>TPos</th> <th>Remark</th> </tr> <tr> <th>Freq</th> <th>Level</th> <th>Line</th> <th>Margin</th> <th>Level</th> <th>Factor</th> <th>Loss</th> <th>Factor</th> <th>Factor</th> </tr> <tr> <th>MHz</th> <th>dBuV/m</th> <th>dBuV/m</th> <th>dB</th> <th>dBuV</th> <th>dB/m</th> <th>dB</th> <th>dB</th> <th>cm</th> <th>deg</th> </tr> </thead> <tbody> <tr> <td>1 2389.95</td> <td>64.40</td> <td>74.00</td> <td>-9.60</td> <td>52.60</td> <td>32.06</td> <td>6.60</td> <td>32.86</td> <td>6.00</td> <td>226 360 PEAK</td> </tr> </tbody> </table>	Limit	Read	Ant	Cable	Preamp	Aux	APos	TPos	Remark	Freq	Level	Line	Margin	Level	Factor	Loss	Factor	Factor	MHz	dBuV/m	dBuV/m	dB	dBuV	dB/m	dB	dB	cm	deg	1 2389.95	64.40	74.00	-9.60	52.60	32.06	6.60	32.86	6.00	226 360 PEAK	<table border="1"> <thead> <tr> <th>Limit</th> <th>Read</th> <th>Ant</th> <th>Cable</th> <th>Preamp</th> <th>Aux</th> <th>APos</th> <th>TPos</th> <th>Remark</th> </tr> <tr> <th>Freq</th> <th>Level</th> <th>Line</th> <th>Margin</th> <th>Level</th> <th>Factor</th> <th>Loss</th> <th>Factor</th> <th>Factor</th> </tr> <tr> <th>MHz</th> <th>dBuV/m</th> <th>dBuV/m</th> <th>dB</th> <th>dBuV</th> <th>dB/m</th> <th>dB</th> <th>dB</th> <th>cm</th> <th>deg</th> </tr> </thead> <tbody> <tr> <td>1 2412.00</td> <td>109.31</td> <td>-----</td> <td>-----</td> <td>97.20</td> <td>32.28</td> <td>6.64</td> <td>32.81</td> <td>6.00</td> <td>226 360 PEAK</td> </tr> </tbody> </table>	Limit	Read	Ant	Cable	Preamp	Aux	APos	TPos	Remark	Freq	Level	Line	Margin	Level	Factor	Loss	Factor	Factor	MHz	dBuV/m	dBuV/m	dB	dBuV	dB/m	dB	dB	cm	deg	1 2412.00	109.31	-----	-----	97.20	32.28	6.64	32.81	6.00	226 360 PEAK										
Limit	Read	Ant	Cable	Preamp	Aux	APos	TPos	Remark																																																																																
Freq	Level	Line	Margin	Level	Factor	Loss	Factor	Factor																																																																																
MHz	dBuV/m	dBuV/m	dB	dBuV	dB/m	dB	dB	cm	deg																																																																															
1 2389.95	64.40	74.00	-9.60	52.60	32.06	6.60	32.86	6.00	226 360 PEAK																																																																															
Limit	Read	Ant	Cable	Preamp	Aux	APos	TPos	Remark																																																																																
Freq	Level	Line	Margin	Level	Factor	Loss	Factor	Factor																																																																																
MHz	dBuV/m	dBuV/m	dB	dBuV	dB/m	dB	dB	cm	deg																																																																															
1 2412.00	109.31	-----	-----	97.20	32.28	6.64	32.81	6.00	226 360 PEAK																																																																															
Avg	<table border="1"> <thead> <tr> <th>Limit</th> <th>Read</th> <th>Ant</th> <th>Cable</th> <th>Preamp</th> <th>Aux</th> <th>APos</th> <th>TPos</th> <th>Remark</th> </tr> <tr> <th>Freq</th> <th>Level</th> <th>Line</th> <th>Margin</th> <th>Level</th> <th>Factor</th> <th>Loss</th> <th>Factor</th> <th>Factor</th> </tr> <tr> <th>MHz</th> <th>dBuV/m</th> <th>dBuV/m</th> <th>dB</th> <th>dBuV</th> <th>dB/m</th> <th>dB</th> <th>dB</th> <th>cm</th> <th>deg</th> </tr> </thead> <tbody> <tr> <td>1 2389.95</td> <td>50.06</td> <td>54.00</td> <td>-3.94</td> <td>38.26</td> <td>32.06</td> <td>6.60</td> <td>32.86</td> <td>6.00</td> <td>226 360 Average</td> </tr> </tbody> </table>	Limit	Read	Ant	Cable	Preamp	Aux	APos	TPos	Remark	Freq	Level	Line	Margin	Level	Factor	Loss	Factor	Factor	MHz	dBuV/m	dBuV/m	dB	dBuV	dB/m	dB	dB	cm	deg	1 2389.95	50.06	54.00	-3.94	38.26	32.06	6.60	32.86	6.00	226 360 Average	<table border="1"> <thead> <tr> <th>Limit</th> <th>Read</th> <th>Ant</th> <th>Cable</th> <th>Preamp</th> <th>Aux</th> <th>APos</th> <th>TPos</th> <th>Remark</th> </tr> <tr> <th>Freq</th> <th>Level</th> <th>Line</th> <th>Margin</th> <th>Level</th> <th>Factor</th> <th>Loss</th> <th>Factor</th> <th>Factor</th> </tr> <tr> <th>MHz</th> <th>dBuV/m</th> <th>dBuV/m</th> <th>dB</th> <th>dBuV</th> <th>dB/m</th> <th>dB</th> <th>dB</th> <th>cm</th> <th>deg</th> </tr> </thead> <tbody> <tr> <td>1 2412.00</td> <td>100.34</td> <td>-----</td> <td>-----</td> <td>88.25</td> <td>32.27</td> <td>6.63</td> <td>32.81</td> <td>6.00</td> <td>226 360 AVERAGE</td> </tr> <tr> <td>2 2950.00</td> <td>50.07</td> <td>-----</td> <td>-----</td> <td>36.64</td> <td>32.80</td> <td>7.31</td> <td>32.68</td> <td>6.00</td> <td>226 360 AVERAGE</td> </tr> </tbody> </table>	Limit	Read	Ant	Cable	Preamp	Aux	APos	TPos	Remark	Freq	Level	Line	Margin	Level	Factor	Loss	Factor	Factor	MHz	dBuV/m	dBuV/m	dB	dBuV	dB/m	dB	dB	cm	deg	1 2412.00	100.34	-----	-----	88.25	32.27	6.63	32.81	6.00	226 360 AVERAGE	2 2950.00	50.07	-----	-----	36.64	32.80	7.31	32.68	6.00	226 360 AVERAGE
Limit	Read	Ant	Cable	Preamp	Aux	APos	TPos	Remark																																																																																
Freq	Level	Line	Margin	Level	Factor	Loss	Factor	Factor																																																																																
MHz	dBuV/m	dBuV/m	dB	dBuV	dB/m	dB	dB	cm	deg																																																																															
1 2389.95	50.06	54.00	-3.94	38.26	32.06	6.60	32.86	6.00	226 360 Average																																																																															
Limit	Read	Ant	Cable	Preamp	Aux	APos	TPos	Remark																																																																																
Freq	Level	Line	Margin	Level	Factor	Loss	Factor	Factor																																																																																
MHz	dBuV/m	dBuV/m	dB	dBuV	dB/m	dB	dB	cm	deg																																																																															
1 2412.00	100.34	-----	-----	88.25	32.27	6.63	32.81	6.00	226 360 AVERAGE																																																																															
2 2950.00	50.07	-----	-----	36.64	32.80	7.31	32.68	6.00	226 360 AVERAGE																																																																															

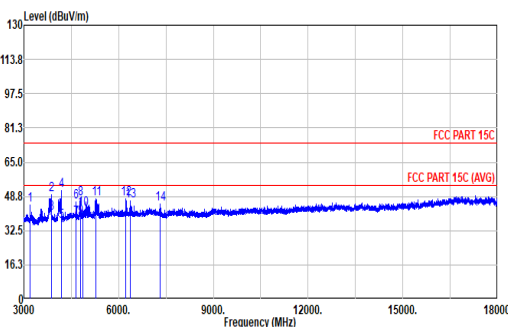
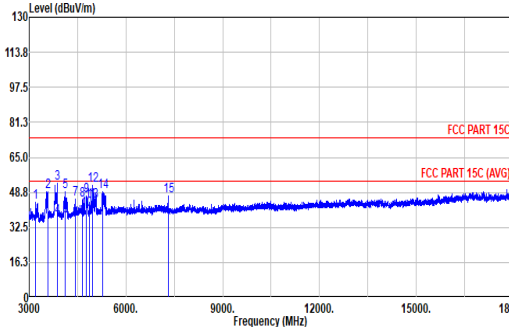
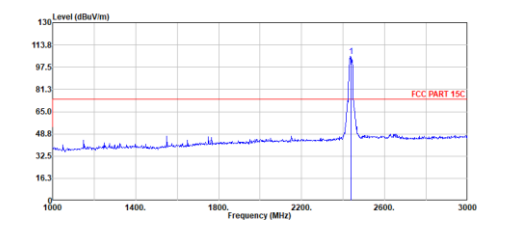
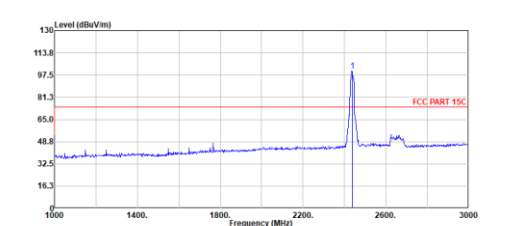


Mode	7																																																																																																													
Mode	Band Edge - L																																																																																																													
Mode	2400-2483.5_802.11n HT20_CH01_2412MHz																																																																																																													
ANT	1																																																																																																													
Pol.	Vertical	Fundamental																																																																																																												
Peak	<table border="1"> <thead> <tr> <th>Limit</th> <th>Read</th> <th>Ant</th> <th>Cable</th> <th>Preamp</th> <th>Aux</th> <th>APos</th> <th>TPos</th> <th>Remark</th> </tr> <tr> <th>Freq</th> <th>Level</th> <th>Line</th> <th>Margin</th> <th>Level</th> <th>Factor</th> <th>Loss</th> <th>Factor</th> <th>Factor</th> </tr> <tr> <th>MHz</th> <th>dBuV/m</th> <th>dBuV/m</th> <th>dB</th> <th>dBuV</th> <th>dB/m</th> <th>dB</th> <th>dB</th> <th>cm</th> <th>deg</th> </tr> </thead> <tbody> <tr> <td>1</td> <td>2388.78</td> <td>59.19</td> <td>74.00</td> <td>-14.81</td> <td>47.41</td> <td>32.04</td> <td>6.60</td> <td>32.86</td> <td>6.00</td> <td>383</td> <td>99</td> <td>PEAK</td> </tr> </tbody> </table>	Limit	Read	Ant	Cable	Preamp	Aux	APos	TPos	Remark	Freq	Level	Line	Margin	Level	Factor	Loss	Factor	Factor	MHz	dBuV/m	dBuV/m	dB	dBuV	dB/m	dB	dB	cm	deg	1	2388.78	59.19	74.00	-14.81	47.41	32.04	6.60	32.86	6.00	383	99	PEAK	<table border="1"> <thead> <tr> <th>Limit</th> <th>Read</th> <th>Ant</th> <th>Cable</th> <th>Preamp</th> <th>Aux</th> <th>APos</th> <th>TPos</th> <th>Remark</th> </tr> <tr> <th>Freq</th> <th>Level</th> <th>Line</th> <th>Margin</th> <th>Level</th> <th>Factor</th> <th>Loss</th> <th>Factor</th> <th>Factor</th> </tr> <tr> <th>MHz</th> <th>dBuV/m</th> <th>dBuV/m</th> <th>dB</th> <th>dBuV</th> <th>dB/m</th> <th>dB</th> <th>dB</th> <th>cm</th> <th>deg</th> </tr> </thead> <tbody> <tr> <td>1</td> <td>2412.00</td> <td>106.58</td> <td>-----</td> <td>-----</td> <td>94.47</td> <td>32.28</td> <td>6.64</td> <td>32.81</td> <td>6.00</td> <td>383</td> <td>99</td> <td>PEAK</td> </tr> </tbody> </table>	Limit	Read	Ant	Cable	Preamp	Aux	APos	TPos	Remark	Freq	Level	Line	Margin	Level	Factor	Loss	Factor	Factor	MHz	dBuV/m	dBuV/m	dB	dBuV	dB/m	dB	dB	cm	deg	1	2412.00	106.58	-----	-----	94.47	32.28	6.64	32.81	6.00	383	99	PEAK																										
Limit	Read	Ant	Cable	Preamp	Aux	APos	TPos	Remark																																																																																																						
Freq	Level	Line	Margin	Level	Factor	Loss	Factor	Factor																																																																																																						
MHz	dBuV/m	dBuV/m	dB	dBuV	dB/m	dB	dB	cm	deg																																																																																																					
1	2388.78	59.19	74.00	-14.81	47.41	32.04	6.60	32.86	6.00	383	99	PEAK																																																																																																		
Limit	Read	Ant	Cable	Preamp	Aux	APos	TPos	Remark																																																																																																						
Freq	Level	Line	Margin	Level	Factor	Loss	Factor	Factor																																																																																																						
MHz	dBuV/m	dBuV/m	dB	dBuV	dB/m	dB	dB	cm	deg																																																																																																					
1	2412.00	106.58	-----	-----	94.47	32.28	6.64	32.81	6.00	383	99	PEAK																																																																																																		
Avg	<table border="1"> <thead> <tr> <th>Limit</th> <th>Read</th> <th>Ant</th> <th>Cable</th> <th>Preamp</th> <th>Aux</th> <th>APos</th> <th>TPos</th> <th>Remark</th> </tr> <tr> <th>Freq</th> <th>Level</th> <th>Line</th> <th>Margin</th> <th>Level</th> <th>Factor</th> <th>Loss</th> <th>Factor</th> <th>Factor</th> </tr> <tr> <th>MHz</th> <th>dBuV/m</th> <th>dBuV/m</th> <th>dB</th> <th>dBuV</th> <th>dB/m</th> <th>dB</th> <th>dB</th> <th>cm</th> <th>deg</th> </tr> </thead> <tbody> <tr> <td>1</td> <td>2389.95</td> <td>46.53</td> <td>54.00</td> <td>-7.47</td> <td>34.73</td> <td>32.06</td> <td>6.60</td> <td>32.86</td> <td>6.00</td> <td>383</td> <td>99</td> <td>AVERAGE</td> </tr> </tbody> </table>	Limit	Read	Ant	Cable	Preamp	Aux	APos	TPos	Remark	Freq	Level	Line	Margin	Level	Factor	Loss	Factor	Factor	MHz	dBuV/m	dBuV/m	dB	dBuV	dB/m	dB	dB	cm	deg	1	2389.95	46.53	54.00	-7.47	34.73	32.06	6.60	32.86	6.00	383	99	AVERAGE	<table border="1"> <thead> <tr> <th>Limit</th> <th>Read</th> <th>Ant</th> <th>Cable</th> <th>Preamp</th> <th>Aux</th> <th>APos</th> <th>TPos</th> <th>Remark</th> </tr> <tr> <th>Freq</th> <th>Level</th> <th>Line</th> <th>Margin</th> <th>Level</th> <th>Factor</th> <th>Loss</th> <th>Factor</th> <th>Factor</th> </tr> <tr> <th>MHz</th> <th>dBuV/m</th> <th>dBuV/m</th> <th>dB</th> <th>dBuV</th> <th>dB/m</th> <th>dB</th> <th>dB</th> <th>cm</th> <th>deg</th> </tr> </thead> <tbody> <tr> <td>1</td> <td>2412.00</td> <td>97.72</td> <td>-----</td> <td>-----</td> <td>85.63</td> <td>32.27</td> <td>6.63</td> <td>32.81</td> <td>6.00</td> <td>383</td> <td>99</td> <td>AVERAGE</td> </tr> <tr> <td>2</td> <td>2654.00</td> <td>50.26</td> <td>-----</td> <td>-----</td> <td>37.77</td> <td>31.97</td> <td>6.97</td> <td>32.45</td> <td>6.00</td> <td>383</td> <td>99</td> <td>AVERAGE</td> </tr> <tr> <td>3</td> <td>2950.00</td> <td>50.03</td> <td>-----</td> <td>-----</td> <td>36.60</td> <td>32.80</td> <td>7.31</td> <td>32.68</td> <td>6.00</td> <td>383</td> <td>99</td> <td>AVERAGE</td> </tr> </tbody> </table>	Limit	Read	Ant	Cable	Preamp	Aux	APos	TPos	Remark	Freq	Level	Line	Margin	Level	Factor	Loss	Factor	Factor	MHz	dBuV/m	dBuV/m	dB	dBuV	dB/m	dB	dB	cm	deg	1	2412.00	97.72	-----	-----	85.63	32.27	6.63	32.81	6.00	383	99	AVERAGE	2	2654.00	50.26	-----	-----	37.77	31.97	6.97	32.45	6.00	383	99	AVERAGE	3	2950.00	50.03	-----	-----	36.60	32.80	7.31	32.68	6.00	383	99	AVERAGE
Limit	Read	Ant	Cable	Preamp	Aux	APos	TPos	Remark																																																																																																						
Freq	Level	Line	Margin	Level	Factor	Loss	Factor	Factor																																																																																																						
MHz	dBuV/m	dBuV/m	dB	dBuV	dB/m	dB	dB	cm	deg																																																																																																					
1	2389.95	46.53	54.00	-7.47	34.73	32.06	6.60	32.86	6.00	383	99	AVERAGE																																																																																																		
Limit	Read	Ant	Cable	Preamp	Aux	APos	TPos	Remark																																																																																																						
Freq	Level	Line	Margin	Level	Factor	Loss	Factor	Factor																																																																																																						
MHz	dBuV/m	dBuV/m	dB	dBuV	dB/m	dB	dB	cm	deg																																																																																																					
1	2412.00	97.72	-----	-----	85.63	32.27	6.63	32.81	6.00	383	99	AVERAGE																																																																																																		
2	2654.00	50.26	-----	-----	37.77	31.97	6.97	32.45	6.00	383	99	AVERAGE																																																																																																		
3	2950.00	50.03	-----	-----	36.60	32.80	7.31	32.68	6.00	383	99	AVERAGE																																																																																																		

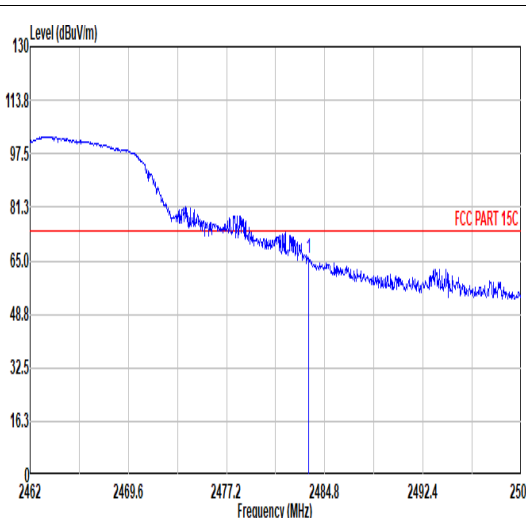
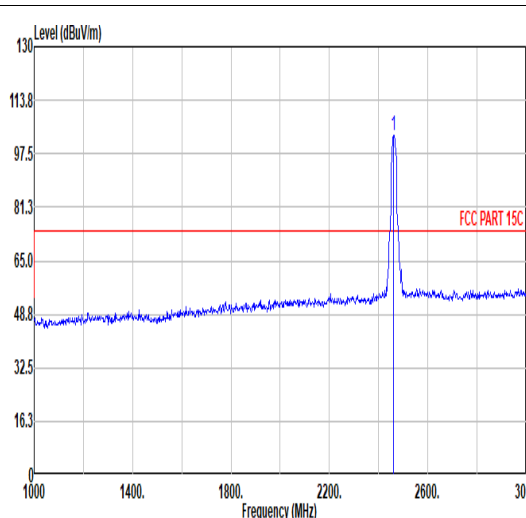
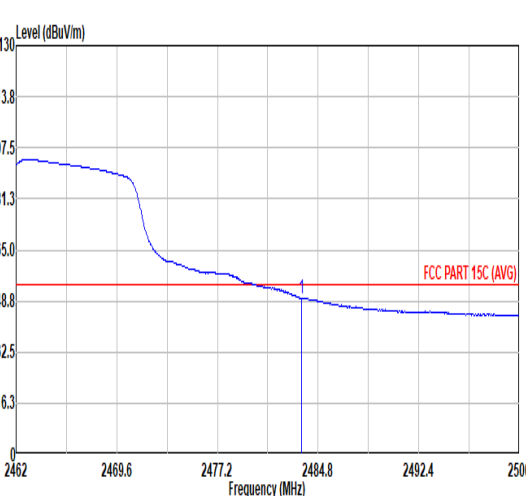
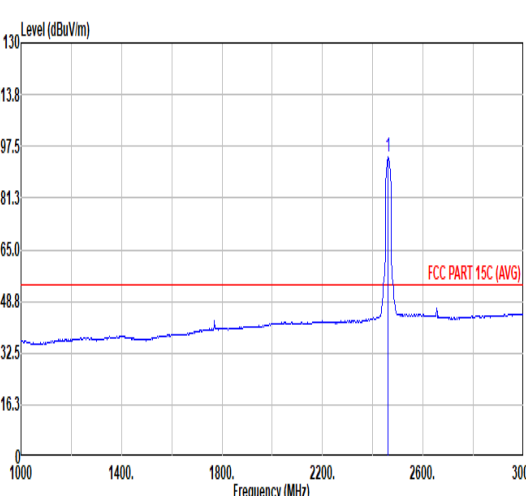


Mode	7																																																																																																																																																																																																																																																																																																																																																																																																																																																																												
Mode	Harmonic																																																																																																																																																																																																																																																																																																																																																																																																																																																																												
Mode	2400-2483.5_802.11n HT20_CH01_2412MHz																																																																																																																																																																																																																																																																																																																																																																																																																																																																												
ANT	1																																																																																																																																																																																																																																																																																																																																																																																																																																																																												
Pol.	Horizontal	Vertical																																																																																																																																																																																																																																																																																																																																																																																																																																																																											
Peak Avg	 <table border="1"> <thead> <tr> <th>Limit</th> <th>Read</th> <th>Ant</th> <th>Cable</th> <th>Preamp</th> <th>Aux</th> <th>Apos</th> <th>Tpos</th> <th>Remark</th> </tr> <tr> <th>Freq</th> <th>Level</th> <th>Line Margin</th> <th>Level Factor</th> <th>Loss Factor</th> <th>Factor</th> <th></th> <th></th> <th></th> </tr> <tr> <th>MHz</th> <th>dBuV/m</th> <th>dBuV/m</th> <th>dB</th> <th>dBuV</th> <th>dB/m</th> <th>dB</th> <th>dB</th> <th>cm</th> <th>deg</th> </tr> </thead> <tbody> <tr><td>1</td><td>3192.00</td><td>44.76</td><td>83.41</td><td>-38.65</td><td>66.63</td><td>33.00</td><td>8.32</td><td>63.19</td><td>0.00</td><td>---</td><td>---</td><td>Peak</td></tr> <tr><td>2</td><td>3532.00</td><td>43.45</td><td>83.41</td><td>-39.96</td><td>65.32</td><td>33.10</td><td>8.69</td><td>63.66</td><td>0.00</td><td>---</td><td>---</td><td>Peak</td></tr> <tr><td>3</td><td>3877.00</td><td>48.32</td><td>74.00</td><td>-25.68</td><td>69.24</td><td>33.55</td><td>9.28</td><td>63.75</td><td>0.00</td><td>100</td><td>261</td><td>Peak</td></tr> <tr><td>4</td><td>3877.00</td><td>37.16</td><td>54.00</td><td>-16.84</td><td>58.08</td><td>33.55</td><td>9.28</td><td>63.75</td><td>0.00</td><td>100</td><td>261</td><td>Average</td></tr> <tr><td>5</td><td>4177.00</td><td>53.28</td><td>74.00</td><td>-20.72</td><td>73.83</td><td>33.40</td><td>9.62</td><td>63.57</td><td>0.00</td><td>100</td><td>122</td><td>Peak</td></tr> <tr><td>6</td><td>4177.00</td><td>38.95</td><td>54.00</td><td>-15.05</td><td>59.50</td><td>33.40</td><td>9.62</td><td>63.57</td><td>0.00</td><td>100</td><td>122</td><td>Average</td></tr> <tr><td>7</td><td>4791.00</td><td>50.99</td><td>74.00</td><td>-23.01</td><td>69.87</td><td>34.32</td><td>10.28</td><td>63.48</td><td>0.00</td><td>200</td><td>0</td><td>Peak</td></tr> <tr><td>8</td><td>4791.00</td><td>41.48</td><td>54.00</td><td>-12.52</td><td>60.36</td><td>34.32</td><td>10.28</td><td>63.48</td><td>0.00</td><td>200</td><td>0</td><td>Average</td></tr> <tr><td>9</td><td>4824.00</td><td>42.27</td><td>74.00</td><td>-31.73</td><td>61.08</td><td>34.35</td><td>10.32</td><td>63.48</td><td>0.00</td><td>---</td><td>---</td><td>PEAK</td></tr> <tr><td>10</td><td>5002.00</td><td>46.64</td><td>74.00</td><td>-27.36</td><td>65.07</td><td>34.49</td><td>10.56</td><td>63.48</td><td>0.00</td><td>---</td><td>---</td><td>Peak</td></tr> <tr><td>11</td><td>5298.00</td><td>48.31</td><td>83.41</td><td>-35.10</td><td>66.43</td><td>34.70</td><td>10.77</td><td>63.59</td><td>0.00</td><td>---</td><td>---</td><td>Peak</td></tr> <tr><td>12</td><td>6246.00</td><td>46.24</td><td>83.41</td><td>-37.17</td><td>62.91</td><td>35.40</td><td>11.72</td><td>63.79</td><td>0.00</td><td>---</td><td>---</td><td>Peak</td></tr> <tr><td>13</td><td>7231.00</td><td>49.35</td><td>83.41</td><td>-34.06</td><td>64.37</td><td>35.80</td><td>12.80</td><td>63.62</td><td>0.00</td><td>---</td><td>---</td><td>Peak</td></tr> </tbody> </table>	Limit	Read	Ant	Cable	Preamp	Aux	Apos	Tpos	Remark	Freq	Level	Line Margin	Level Factor	Loss Factor	Factor				MHz	dBuV/m	dBuV/m	dB	dBuV	dB/m	dB	dB	cm	deg	1	3192.00	44.76	83.41	-38.65	66.63	33.00	8.32	63.19	0.00	---	---	Peak	2	3532.00	43.45	83.41	-39.96	65.32	33.10	8.69	63.66	0.00	---	---	Peak	3	3877.00	48.32	74.00	-25.68	69.24	33.55	9.28	63.75	0.00	100	261	Peak	4	3877.00	37.16	54.00	-16.84	58.08	33.55	9.28	63.75	0.00	100	261	Average	5	4177.00	53.28	74.00	-20.72	73.83	33.40	9.62	63.57	0.00	100	122	Peak	6	4177.00	38.95	54.00	-15.05	59.50	33.40	9.62	63.57	0.00	100	122	Average	7	4791.00	50.99	74.00	-23.01	69.87	34.32	10.28	63.48	0.00	200	0	Peak	8	4791.00	41.48	54.00	-12.52	60.36	34.32	10.28	63.48	0.00	200	0	Average	9	4824.00	42.27	74.00	-31.73	61.08	34.35	10.32	63.48	0.00	---	---	PEAK	10	5002.00	46.64	74.00	-27.36	65.07	34.49	10.56	63.48	0.00	---	---	Peak	11	5298.00	48.31	83.41	-35.10	66.43	34.70	10.77	63.59	0.00	---	---	Peak	12	6246.00	46.24	83.41	-37.17	62.91	35.40	11.72	63.79	0.00	---	---	Peak	13	7231.00	49.35	83.41	-34.06	64.37	35.80	12.80	63.62	0.00	---	---	Peak	 <table border="1"> <thead> <tr> <th>Limit</th> <th>Read</th> <th>Ant</th> <th>Cable</th> <th>Preamp</th> <th>Aux</th> <th>Apos</th> <th>Tpos</th> <th>Remark</th> </tr> <tr> <th>Freq</th> <th>Level</th> <th>Line Margin</th> <th>Level Factor</th> <th>Loss Factor</th> <th>Factor</th> <th></th> <th></th> <th></th> </tr> <tr> <th>MHz</th> <th>dBuV/m</th> <th>dBuV/m</th> <th>dB</th> <th>dBuV</th> <th>dB/m</th> <th>dB</th> <th>dB</th> <th>cm</th> <th>deg</th> </tr> </thead> <tbody> <tr><td>1</td><td>3063.00</td><td>47.63</td><td>80.77</td><td>-33.14</td><td>69.49</td><td>33.27</td><td>8.14</td><td>63.27</td><td>0.00</td><td>---</td><td>---</td><td>Peak</td></tr> <tr><td>2</td><td>3232.00</td><td>44.90</td><td>80.77</td><td>-35.87</td><td>66.95</td><td>32.81</td><td>8.37</td><td>63.23</td><td>0.00</td><td>---</td><td>---</td><td>Peak</td></tr> <tr><td>3</td><td>3576.00</td><td>46.99</td><td>80.77</td><td>-33.78</td><td>68.88</td><td>33.10</td><td>8.74</td><td>63.73</td><td>0.00</td><td>---</td><td>---</td><td>Peak</td></tr> <tr><td>4</td><td>3862.00</td><td>52.22</td><td>74.00</td><td>-21.78</td><td>73.21</td><td>33.52</td><td>9.25</td><td>63.76</td><td>0.00</td><td>300</td><td>20</td><td>Peak</td></tr> <tr><td>5</td><td>3862.00</td><td>37.01</td><td>54.00</td><td>-16.99</td><td>58.00</td><td>33.52</td><td>9.25</td><td>63.76</td><td>0.00</td><td>300</td><td>20</td><td>Average</td></tr> <tr><td>6</td><td>4177.00</td><td>49.12</td><td>74.00</td><td>-24.88</td><td>69.67</td><td>33.40</td><td>9.62</td><td>63.57</td><td>0.00</td><td>300</td><td>228</td><td>Peak</td></tr> <tr><td>7</td><td>4177.00</td><td>38.12</td><td>54.00</td><td>-15.88</td><td>58.67</td><td>33.40</td><td>9.62</td><td>63.57</td><td>0.00</td><td>300</td><td>228</td><td>Average</td></tr> <tr><td>8</td><td>4461.00</td><td>45.59</td><td>80.77</td><td>-35.18</td><td>65.30</td><td>33.94</td><td>9.85</td><td>63.50</td><td>0.00</td><td>---</td><td>---</td><td>Peak</td></tr> <tr><td>9</td><td>4650.00</td><td>48.12</td><td>74.00</td><td>-25.88</td><td>67.02</td><td>34.50</td><td>10.09</td><td>63.49</td><td>0.00</td><td>275</td><td>0</td><td>Peak</td></tr> <tr><td>10</td><td>4650.00</td><td>41.40</td><td>54.00</td><td>-12.60</td><td>60.30</td><td>34.50</td><td>10.09</td><td>63.49</td><td>0.00</td><td>275</td><td>0</td><td>Average</td></tr> <tr><td>11</td><td>4824.00</td><td>48.50</td><td>74.00</td><td>-25.50</td><td>67.31</td><td>34.35</td><td>10.32</td><td>63.48</td><td>0.00</td><td>159</td><td>262</td><td>PEAK</td></tr> <tr><td>12</td><td>4824.00</td><td>43.54</td><td>54.00</td><td>-10.46</td><td>62.35</td><td>34.35</td><td>10.32</td><td>63.48</td><td>0.00</td><td>159</td><td>262</td><td>Average</td></tr> <tr><td>13</td><td>5070.00</td><td>49.75</td><td>74.00</td><td>-24.25</td><td>68.36</td><td>34.30</td><td>10.59</td><td>63.50</td><td>0.00</td><td>100</td><td>94</td><td>Peak</td></tr> <tr><td>14</td><td>5070.00</td><td>42.27</td><td>54.00</td><td>-11.73</td><td>60.88</td><td>34.30</td><td>10.59</td><td>63.50</td><td>0.00</td><td>100</td><td>94</td><td>Average</td></tr> <tr><td>15</td><td>5247.00</td><td>50.07</td><td>80.77</td><td>-30.70</td><td>68.34</td><td>34.60</td><td>10.70</td><td>63.57</td><td>0.00</td><td>---</td><td>---</td><td>Peak</td></tr> <tr><td>16</td><td>5577.00</td><td>45.29</td><td>80.77</td><td>-35.48</td><td>63.23</td><td>34.60</td><td>11.16</td><td>63.70</td><td>0.00</td><td>---</td><td>---</td><td>Peak</td></tr> <tr><td>17</td><td>6358.00</td><td>46.26</td><td>80.77</td><td>-34.51</td><td>62.59</td><td>35.60</td><td>11.83</td><td>63.76</td><td>0.00</td><td>---</td><td>---</td><td>Peak</td></tr> <tr><td>18</td><td>7234.00</td><td>48.63</td><td>80.77</td><td>-32.14</td><td>63.66</td><td>35.80</td><td>12.80</td><td>63.63</td><td>0.00</td><td>---</td><td>---</td><td>Peak</td></tr> </tbody> </table>	Limit	Read	Ant	Cable	Preamp	Aux	Apos	Tpos	Remark	Freq	Level	Line Margin	Level Factor	Loss Factor	Factor				MHz	dBuV/m	dBuV/m	dB	dBuV	dB/m	dB	dB	cm	deg	1	3063.00	47.63	80.77	-33.14	69.49	33.27	8.14	63.27	0.00	---	---	Peak	2	3232.00	44.90	80.77	-35.87	66.95	32.81	8.37	63.23	0.00	---	---	Peak	3	3576.00	46.99	80.77	-33.78	68.88	33.10	8.74	63.73	0.00	---	---	Peak	4	3862.00	52.22	74.00	-21.78	73.21	33.52	9.25	63.76	0.00	300	20	Peak	5	3862.00	37.01	54.00	-16.99	58.00	33.52	9.25	63.76	0.00	300	20	Average	6	4177.00	49.12	74.00	-24.88	69.67	33.40	9.62	63.57	0.00	300	228	Peak	7	4177.00	38.12	54.00	-15.88	58.67	33.40	9.62	63.57	0.00	300	228	Average	8	4461.00	45.59	80.77	-35.18	65.30	33.94	9.85	63.50	0.00	---	---	Peak	9	4650.00	48.12	74.00	-25.88	67.02	34.50	10.09	63.49	0.00	275	0	Peak	10	4650.00	41.40	54.00	-12.60	60.30	34.50	10.09	63.49	0.00	275	0	Average	11	4824.00	48.50	74.00	-25.50	67.31	34.35	10.32	63.48	0.00	159	262	PEAK	12	4824.00	43.54	54.00	-10.46	62.35	34.35	10.32	63.48	0.00	159	262	Average	13	5070.00	49.75	74.00	-24.25	68.36	34.30	10.59	63.50	0.00	100	94	Peak	14	5070.00	42.27	54.00	-11.73	60.88	34.30	10.59	63.50	0.00	100	94	Average	15	5247.00	50.07	80.77	-30.70	68.34	34.60	10.70	63.57	0.00	---	---	Peak	16	5577.00	45.29	80.77	-35.48	63.23	34.60	11.16	63.70	0.00	---	---	Peak	17	6358.00	46.26	80.77	-34.51	62.59	35.60	11.83	63.76	0.00	---	---	Peak	18	7234.00	48.63	80.77	-32.14	63.66	35.80	12.80	63.63	0.00	---	---	Peak
Limit	Read	Ant	Cable	Preamp	Aux	Apos	Tpos	Remark																																																																																																																																																																																																																																																																																																																																																																																																																																																																					
Freq	Level	Line Margin	Level Factor	Loss Factor	Factor																																																																																																																																																																																																																																																																																																																																																																																																																																																																								
MHz	dBuV/m	dBuV/m	dB	dBuV	dB/m	dB	dB	cm	deg																																																																																																																																																																																																																																																																																																																																																																																																																																																																				
1	3192.00	44.76	83.41	-38.65	66.63	33.00	8.32	63.19	0.00	---	---	Peak																																																																																																																																																																																																																																																																																																																																																																																																																																																																	
2	3532.00	43.45	83.41	-39.96	65.32	33.10	8.69	63.66	0.00	---	---	Peak																																																																																																																																																																																																																																																																																																																																																																																																																																																																	
3	3877.00	48.32	74.00	-25.68	69.24	33.55	9.28	63.75	0.00	100	261	Peak																																																																																																																																																																																																																																																																																																																																																																																																																																																																	
4	3877.00	37.16	54.00	-16.84	58.08	33.55	9.28	63.75	0.00	100	261	Average																																																																																																																																																																																																																																																																																																																																																																																																																																																																	
5	4177.00	53.28	74.00	-20.72	73.83	33.40	9.62	63.57	0.00	100	122	Peak																																																																																																																																																																																																																																																																																																																																																																																																																																																																	
6	4177.00	38.95	54.00	-15.05	59.50	33.40	9.62	63.57	0.00	100	122	Average																																																																																																																																																																																																																																																																																																																																																																																																																																																																	
7	4791.00	50.99	74.00	-23.01	69.87	34.32	10.28	63.48	0.00	200	0	Peak																																																																																																																																																																																																																																																																																																																																																																																																																																																																	
8	4791.00	41.48	54.00	-12.52	60.36	34.32	10.28	63.48	0.00	200	0	Average																																																																																																																																																																																																																																																																																																																																																																																																																																																																	
9	4824.00	42.27	74.00	-31.73	61.08	34.35	10.32	63.48	0.00	---	---	PEAK																																																																																																																																																																																																																																																																																																																																																																																																																																																																	
10	5002.00	46.64	74.00	-27.36	65.07	34.49	10.56	63.48	0.00	---	---	Peak																																																																																																																																																																																																																																																																																																																																																																																																																																																																	
11	5298.00	48.31	83.41	-35.10	66.43	34.70	10.77	63.59	0.00	---	---	Peak																																																																																																																																																																																																																																																																																																																																																																																																																																																																	
12	6246.00	46.24	83.41	-37.17	62.91	35.40	11.72	63.79	0.00	---	---	Peak																																																																																																																																																																																																																																																																																																																																																																																																																																																																	
13	7231.00	49.35	83.41	-34.06	64.37	35.80	12.80	63.62	0.00	---	---	Peak																																																																																																																																																																																																																																																																																																																																																																																																																																																																	
Limit	Read	Ant	Cable	Preamp	Aux	Apos	Tpos	Remark																																																																																																																																																																																																																																																																																																																																																																																																																																																																					
Freq	Level	Line Margin	Level Factor	Loss Factor	Factor																																																																																																																																																																																																																																																																																																																																																																																																																																																																								
MHz	dBuV/m	dBuV/m	dB	dBuV	dB/m	dB	dB	cm	deg																																																																																																																																																																																																																																																																																																																																																																																																																																																																				
1	3063.00	47.63	80.77	-33.14	69.49	33.27	8.14	63.27	0.00	---	---	Peak																																																																																																																																																																																																																																																																																																																																																																																																																																																																	
2	3232.00	44.90	80.77	-35.87	66.95	32.81	8.37	63.23	0.00	---	---	Peak																																																																																																																																																																																																																																																																																																																																																																																																																																																																	
3	3576.00	46.99	80.77	-33.78	68.88	33.10	8.74	63.73	0.00	---	---	Peak																																																																																																																																																																																																																																																																																																																																																																																																																																																																	
4	3862.00	52.22	74.00	-21.78	73.21	33.52	9.25	63.76	0.00	300	20	Peak																																																																																																																																																																																																																																																																																																																																																																																																																																																																	
5	3862.00	37.01	54.00	-16.99	58.00	33.52	9.25	63.76	0.00	300	20	Average																																																																																																																																																																																																																																																																																																																																																																																																																																																																	
6	4177.00	49.12	74.00	-24.88	69.67	33.40	9.62	63.57	0.00	300	228	Peak																																																																																																																																																																																																																																																																																																																																																																																																																																																																	
7	4177.00	38.12	54.00	-15.88	58.67	33.40	9.62	63.57	0.00	300	228	Average																																																																																																																																																																																																																																																																																																																																																																																																																																																																	
8	4461.00	45.59	80.77	-35.18	65.30	33.94	9.85	63.50	0.00	---	---	Peak																																																																																																																																																																																																																																																																																																																																																																																																																																																																	
9	4650.00	48.12	74.00	-25.88	67.02	34.50	10.09	63.49	0.00	275	0	Peak																																																																																																																																																																																																																																																																																																																																																																																																																																																																	
10	4650.00	41.40	54.00	-12.60	60.30	34.50	10.09	63.49	0.00	275	0	Average																																																																																																																																																																																																																																																																																																																																																																																																																																																																	
11	4824.00	48.50	74.00	-25.50	67.31	34.35	10.32	63.48	0.00	159	262	PEAK																																																																																																																																																																																																																																																																																																																																																																																																																																																																	
12	4824.00	43.54	54.00	-10.46	62.35	34.35	10.32	63.48	0.00	159	262	Average																																																																																																																																																																																																																																																																																																																																																																																																																																																																	
13	5070.00	49.75	74.00	-24.25	68.36	34.30	10.59	63.50	0.00	100	94	Peak																																																																																																																																																																																																																																																																																																																																																																																																																																																																	
14	5070.00	42.27	54.00	-11.73	60.88	34.30	10.59	63.50	0.00	100	94	Average																																																																																																																																																																																																																																																																																																																																																																																																																																																																	
15	5247.00	50.07	80.77	-30.70	68.34	34.60	10.70	63.57	0.00	---	---	Peak																																																																																																																																																																																																																																																																																																																																																																																																																																																																	
16	5577.00	45.29	80.77	-35.48	63.23	34.60	11.16	63.70	0.00	---	---	Peak																																																																																																																																																																																																																																																																																																																																																																																																																																																																	
17	6358.00	46.26	80.77	-34.51	62.59	35.60	11.83	63.76	0.00	---	---	Peak																																																																																																																																																																																																																																																																																																																																																																																																																																																																	
18	7234.00	48.63	80.77	-32.14	63.66	35.80	12.80	63.63	0.00	---	---	Peak																																																																																																																																																																																																																																																																																																																																																																																																																																																																	
100K Ref. Level	 <table border="1"> <thead> <tr> <th>Limit</th> <th>Read</th> <th>Ant</th> <th>Cable</th> <th>Preamp</th> <th>Aux</th> <th>Apos</th> <th>Tpos</th> <th>Remark</th> </tr> <tr> <th>Freq</th> <th>Level</th> <th>Line Margin</th> <th>Level Factor</th> <th>Loss Factor</th> <th>Factor</th> <th></th> <th></th> <th></th> </tr> <tr> <th>MHz</th> <th>dBuV/m</th> <th>dBuV/m</th> <th>dB</th> <th>dBuV</th> <th>dB/m</th> <th>dB</th> <th>dB</th> <th>cm</th> <th>deg</th> </tr> </thead> <tbody> <tr><td>1</td><td>2412.00</td><td>103.41</td><td>74.00</td><td>29.41</td><td>91.94</td><td>32.26</td><td>6.63</td><td>32.82</td><td>6.00</td><td>100</td><td>148</td><td>PEAK</td></tr> </tbody> </table>	Limit	Read	Ant	Cable	Preamp	Aux	Apos	Tpos	Remark	Freq	Level	Line Margin	Level Factor	Loss Factor	Factor				MHz	dBuV/m	dBuV/m	dB	dBuV	dB/m	dB	dB	cm	deg	1	2412.00	103.41	74.00	29.41	91.94	32.26	6.63	32.82	6.00	100	148	PEAK	 <table border="1"> <thead> <tr> <th>Limit</th> <th>Read</th> <th>Ant</th> <th>Cable</th> <th>Preamp</th> <th>Aux</th> <th>Apos</th> <th>Tpos</th> <th>Remark</th> </tr> <tr> <th>Freq</th> <th>Level</th> <th>Line Margin</th> <th>Level Factor</th> <th>Loss Factor</th> <th>Factor</th> <th></th> <th></th> <th></th> </tr> <tr> <th>MHz</th> <th>dBuV/m</th> <th>dBuV/m</th> <th>dB</th> <th>dBuV</th> <th>dB/m</th> <th>dB</th> <th>dB</th> <th>cm</th> <th>deg</th> </tr> </thead> <tbody> <tr><td>1</td><td>2412.00</td><td>100.77</td><td>74.00</td><td>26.77</td><td>89.62</td><td>32.31</td><td>6.64</td><td>32.80</td><td>6.00</td><td>300</td><td>288</td><td>PEAK</td></tr> </tbody> </table>	Limit	Read	Ant	Cable	Preamp	Aux	Apos	Tpos	Remark	Freq	Level	Line Margin	Level Factor	Loss Factor	Factor				MHz	dBuV/m	dBuV/m	dB	dBuV	dB/m	dB	dB	cm	deg	1	2412.00	100.77	74.00	26.77	89.62	32.31	6.64	32.80	6.00	300	288	PEAK																																																																																																																																																																																																																																																																																																																																																																																									
Limit	Read	Ant	Cable	Preamp	Aux	Apos	Tpos	Remark																																																																																																																																																																																																																																																																																																																																																																																																																																																																					
Freq	Level	Line Margin	Level Factor	Loss Factor	Factor																																																																																																																																																																																																																																																																																																																																																																																																																																																																								
MHz	dBuV/m	dBuV/m	dB	dBuV	dB/m	dB	dB	cm	deg																																																																																																																																																																																																																																																																																																																																																																																																																																																																				
1	2412.00	103.41	74.00	29.41	91.94	32.26	6.63	32.82	6.00	100	148	PEAK																																																																																																																																																																																																																																																																																																																																																																																																																																																																	
Limit	Read	Ant	Cable	Preamp	Aux	Apos	Tpos	Remark																																																																																																																																																																																																																																																																																																																																																																																																																																																																					
Freq	Level	Line Margin	Level Factor	Loss Factor	Factor																																																																																																																																																																																																																																																																																																																																																																																																																																																																								
MHz	dBuV/m	dBuV/m	dB	dBuV	dB/m	dB	dB	cm	deg																																																																																																																																																																																																																																																																																																																																																																																																																																																																				
1	2412.00	100.77	74.00	26.77	89.62	32.31	6.64	32.80	6.00	300	288	PEAK																																																																																																																																																																																																																																																																																																																																																																																																																																																																	



Mode	8																																																																																																																																																																																																																																																																																																																																																																																																																																																																																																															
	Harmonic																																																																																																																																																																																																																																																																																																																																																																																																																																																																																																															
	2400-2483.5_802.11n HT20_CH06_2437MHz																																																																																																																																																																																																																																																																																																																																																																																																																																																																																																															
ANT	1																																																																																																																																																																																																																																																																																																																																																																																																																																																																																																															
Pol.	Horizontal	Vertical																																																																																																																																																																																																																																																																																																																																																																																																																																																																																																														
Peak Avg	 <table border="1"> <thead> <tr> <th>1</th><th>2</th><th>3</th><th>4</th><th>5</th><th>6</th><th>7</th><th>8</th><th>9</th><th>10</th><th>11</th><th>12</th><th>13</th><th>14</th> </tr> <tr> <th>MHz</th><th>dBuV/m</th><th>dBuV/m</th><th>dB</th><th>dBuV</th><th>dB/m</th><th>dB</th><th>dB</th><th>dB</th><th>cm</th><th>deg</th><th>cm</th><th>deg</th><th>cm</th><th>deg</th> </tr> </thead> <tbody> <tr><td>3198.00</td><td>44.58</td><td>85.58</td><td>-41.00</td><td>66.43</td><td>33.00</td><td>8.33</td><td>63.18</td><td>0.00</td><td>---</td><td>---</td><td>---</td><td>---</td><td>---</td><td>---</td></tr> <tr><td>3879.00</td><td>49.52</td><td>74.00</td><td>-24.48</td><td>70.43</td><td>33.56</td><td>9.28</td><td>63.75</td><td>0.00</td><td>121</td><td>90</td><td>Peak</td><td>---</td><td>---</td><td>---</td></tr> <tr><td>3879.00</td><td>40.75</td><td>54.00</td><td>-13.25</td><td>61.66</td><td>33.56</td><td>9.28</td><td>63.75</td><td>0.00</td><td>121</td><td>90</td><td>Average</td><td>---</td><td>---</td><td>---</td></tr> <tr><td>4177.00</td><td>51.40</td><td>74.00</td><td>-22.60</td><td>71.95</td><td>33.40</td><td>9.62</td><td>63.57</td><td>0.00</td><td>100</td><td>306</td><td>Peak</td><td>---</td><td>---</td><td>---</td></tr> <tr><td>4177.00</td><td>36.95</td><td>54.00</td><td>-17.05</td><td>57.50</td><td>33.40</td><td>9.62</td><td>63.57</td><td>0.00</td><td>100</td><td>306</td><td>Average</td><td>---</td><td>---</td><td>---</td></tr> <tr><td>4653.00</td><td>46.22</td><td>74.00</td><td>-27.78</td><td>65.13</td><td>34.49</td><td>10.09</td><td>63.49</td><td>0.00</td><td>190</td><td>360</td><td>Peak</td><td>---</td><td>---</td><td>---</td></tr> <tr><td>4653.00</td><td>38.37</td><td>54.00</td><td>-15.63</td><td>57.28</td><td>34.49</td><td>10.09</td><td>63.49</td><td>0.00</td><td>190</td><td>360</td><td>Average</td><td>---</td><td>---</td><td>---</td></tr> <tr><td>4788.00</td><td>47.38</td><td>74.00</td><td>-26.62</td><td>66.27</td><td>34.32</td><td>10.27</td><td>63.48</td><td>0.00</td><td>100</td><td>331</td><td>Peak</td><td>---</td><td>---</td><td>---</td></tr> <tr><td>4788.00</td><td>38.70</td><td>54.00</td><td>-15.30</td><td>57.59</td><td>34.32</td><td>10.27</td><td>63.48</td><td>0.00</td><td>100</td><td>331</td><td>Average</td><td>---</td><td>---</td><td>---</td></tr> <tr><td>4874.00</td><td>42.90</td><td>74.00</td><td>-31.10</td><td>61.55</td><td>34.45</td><td>10.38</td><td>63.48</td><td>0.00</td><td>---</td><td>---</td><td>PEAK</td><td>---</td><td>---</td><td>---</td></tr> <tr><td>5289.00</td><td>47.45</td><td>85.58</td><td>-38.13</td><td>65.59</td><td>34.68</td><td>10.76</td><td>63.58</td><td>0.00</td><td>---</td><td>---</td><td>Peak</td><td>---</td><td>---</td><td>---</td></tr> <tr><td>6235.00</td><td>47.63</td><td>85.58</td><td>-37.95</td><td>64.33</td><td>35.40</td><td>11.70</td><td>63.00</td><td>0.00</td><td>---</td><td>---</td><td>Peak</td><td>---</td><td>---</td><td>---</td></tr> <tr><td>6369.00</td><td>46.84</td><td>85.58</td><td>-38.74</td><td>63.16</td><td>35.60</td><td>11.84</td><td>63.76</td><td>0.00</td><td>---</td><td>---</td><td>Peak</td><td>---</td><td>---</td><td>---</td></tr> <tr><td>7317.00</td><td>45.21</td><td>74.00</td><td>-28.79</td><td>60.24</td><td>35.83</td><td>12.82</td><td>63.68</td><td>0.00</td><td>---</td><td>---</td><td>Peak</td><td>---</td><td>---</td><td>---</td></tr> </tbody> </table>	1	2	3	4	5	6	7	8	9	10	11	12	13	14	MHz	dBuV/m	dBuV/m	dB	dBuV	dB/m	dB	dB	dB	cm	deg	cm	deg	cm	deg	3198.00	44.58	85.58	-41.00	66.43	33.00	8.33	63.18	0.00	---	---	---	---	---	---	3879.00	49.52	74.00	-24.48	70.43	33.56	9.28	63.75	0.00	121	90	Peak	---	---	---	3879.00	40.75	54.00	-13.25	61.66	33.56	9.28	63.75	0.00	121	90	Average	---	---	---	4177.00	51.40	74.00	-22.60	71.95	33.40	9.62	63.57	0.00	100	306	Peak	---	---	---	4177.00	36.95	54.00	-17.05	57.50	33.40	9.62	63.57	0.00	100	306	Average	---	---	---	4653.00	46.22	74.00	-27.78	65.13	34.49	10.09	63.49	0.00	190	360	Peak	---	---	---	4653.00	38.37	54.00	-15.63	57.28	34.49	10.09	63.49	0.00	190	360	Average	---	---	---	4788.00	47.38	74.00	-26.62	66.27	34.32	10.27	63.48	0.00	100	331	Peak	---	---	---	4788.00	38.70	54.00	-15.30	57.59	34.32	10.27	63.48	0.00	100	331	Average	---	---	---	4874.00	42.90	74.00	-31.10	61.55	34.45	10.38	63.48	0.00	---	---	PEAK	---	---	---	5289.00	47.45	85.58	-38.13	65.59	34.68	10.76	63.58	0.00	---	---	Peak	---	---	---	6235.00	47.63	85.58	-37.95	64.33	35.40	11.70	63.00	0.00	---	---	Peak	---	---	---	6369.00	46.84	85.58	-38.74	63.16	35.60	11.84	63.76	0.00	---	---	Peak	---	---	---	7317.00	45.21	74.00	-28.79	60.24	35.83	12.82	63.68	0.00	---	---	Peak	---	---	---	 <table border="1"> <thead> <tr> <th>1</th><th>2</th><th>3</th><th>4</th><th>5</th><th>6</th><th>7</th><th>8</th><th>9</th><th>10</th><th>11</th><th>12</th><th>13</th><th>14</th><th>15</th> </tr> <tr> <th>MHz</th><th>dBuV/m</th><th>dBuV/m</th><th>dB</th><th>dBuV</th><th>dB/m</th><th>dB</th><th>dB</th><th>dB</th><th>cm</th><th>deg</th><th>cm</th><th>deg</th><th>cm</th><th>deg</th> </tr> </thead> <tbody> <tr><td>3186.00</td><td>44.39</td><td>80.64</td><td>-36.25</td><td>66.27</td><td>33.00</td><td>8.31</td><td>63.19</td><td>0.00</td><td>---</td><td>---</td><td>---</td><td>---</td><td>---</td><td>---</td></tr> <tr><td>3571.00</td><td>48.88</td><td>80.64</td><td>-31.76</td><td>70.77</td><td>33.10</td><td>8.73</td><td>63.72</td><td>0.00</td><td>---</td><td>---</td><td>---</td><td>---</td><td>---</td><td>---</td></tr> <tr><td>3876.00</td><td>52.86</td><td>74.00</td><td>-21.14</td><td>73.78</td><td>33.55</td><td>9.28</td><td>63.75</td><td>0.00</td><td>300</td><td>23</td><td>Peak</td><td>---</td><td>---</td><td>---</td></tr> <tr><td>4177.00</td><td>37.00</td><td>54.00</td><td>-16.92</td><td>58.00</td><td>33.55</td><td>9.28</td><td>63.75</td><td>0.00</td><td>300</td><td>23</td><td>Average</td><td>---</td><td>---</td><td>---</td></tr> <tr><td>4110.00</td><td>48.81</td><td>74.00</td><td>-25.19</td><td>69.35</td><td>33.48</td><td>9.59</td><td>63.61</td><td>0.00</td><td>100</td><td>256</td><td>Peak</td><td>---</td><td>---</td><td>---</td></tr> <tr><td>4110.00</td><td>37.00</td><td>54.00</td><td>-16.20</td><td>58.34</td><td>33.48</td><td>9.59</td><td>63.61</td><td>0.00</td><td>100</td><td>256</td><td>Average</td><td>---</td><td>---</td><td>---</td></tr> <tr><td>4425.00</td><td>45.56</td><td>80.64</td><td>-35.08</td><td>65.47</td><td>33.00</td><td>8.00</td><td>63.51</td><td>0.00</td><td>---</td><td>---</td><td>---</td><td>---</td><td>---</td><td>---</td></tr> <tr><td>4647.00</td><td>45.22</td><td>74.00</td><td>-28.78</td><td>64.13</td><td>34.49</td><td>10.09</td><td>63.49</td><td>0.00</td><td>---</td><td>---</td><td>---</td><td>---</td><td>---</td><td>---</td></tr> <tr><td>4776.00</td><td>46.97</td><td>74.00</td><td>-27.03</td><td>65.84</td><td>34.35</td><td>10.26</td><td>63.48</td><td>0.00</td><td>193</td><td>360</td><td>Peak</td><td>---</td><td>---</td><td>---</td></tr> <tr><td>4776.00</td><td>40.87</td><td>54.00</td><td>-13.13</td><td>59.74</td><td>34.35</td><td>10.26</td><td>63.48</td><td>0.00</td><td>193</td><td>360</td><td>Average</td><td>---</td><td>---</td><td>---</td></tr> <tr><td>4874.00</td><td>44.59</td><td>74.00</td><td>-29.41</td><td>63.24</td><td>34.45</td><td>10.38</td><td>63.48</td><td>0.00</td><td>---</td><td>---</td><td>PEAK</td><td>---</td><td>---</td><td>---</td></tr> <tr><td>4956.00</td><td>52.04</td><td>74.00</td><td>-21.96</td><td>70.62</td><td>34.41</td><td>10.49</td><td>63.48</td><td>0.00</td><td>100</td><td>96</td><td>Peak</td><td>---</td><td>---</td><td>---</td></tr> <tr><td>4956.00</td><td>44.51</td><td>54.00</td><td>-9.49</td><td>63.09</td><td>34.41</td><td>10.49</td><td>63.48</td><td>0.00</td><td>100</td><td>96</td><td>Average</td><td>---</td><td>---</td><td>---</td></tr> <tr><td>5287.00</td><td>48.83</td><td>80.64</td><td>-31.81</td><td>66.99</td><td>34.67</td><td>10.75</td><td>63.58</td><td>0.00</td><td>---</td><td>---</td><td>---</td><td>---</td><td>---</td><td>---</td></tr> <tr><td>7312.00</td><td>47.07</td><td>74.00</td><td>-26.93</td><td>62.10</td><td>35.82</td><td>12.82</td><td>63.67</td><td>0.00</td><td>---</td><td>---</td><td>---</td><td>---</td><td>---</td><td>---</td></tr> </tbody> </table>	1	2	3	4	5	6	7	8	9	10	11	12	13	14	15	MHz	dBuV/m	dBuV/m	dB	dBuV	dB/m	dB	dB	dB	cm	deg	cm	deg	cm	deg	3186.00	44.39	80.64	-36.25	66.27	33.00	8.31	63.19	0.00	---	---	---	---	---	---	3571.00	48.88	80.64	-31.76	70.77	33.10	8.73	63.72	0.00	---	---	---	---	---	---	3876.00	52.86	74.00	-21.14	73.78	33.55	9.28	63.75	0.00	300	23	Peak	---	---	---	4177.00	37.00	54.00	-16.92	58.00	33.55	9.28	63.75	0.00	300	23	Average	---	---	---	4110.00	48.81	74.00	-25.19	69.35	33.48	9.59	63.61	0.00	100	256	Peak	---	---	---	4110.00	37.00	54.00	-16.20	58.34	33.48	9.59	63.61	0.00	100	256	Average	---	---	---	4425.00	45.56	80.64	-35.08	65.47	33.00	8.00	63.51	0.00	---	---	---	---	---	---	4647.00	45.22	74.00	-28.78	64.13	34.49	10.09	63.49	0.00	---	---	---	---	---	---	4776.00	46.97	74.00	-27.03	65.84	34.35	10.26	63.48	0.00	193	360	Peak	---	---	---	4776.00	40.87	54.00	-13.13	59.74	34.35	10.26	63.48	0.00	193	360	Average	---	---	---	4874.00	44.59	74.00	-29.41	63.24	34.45	10.38	63.48	0.00	---	---	PEAK	---	---	---	4956.00	52.04	74.00	-21.96	70.62	34.41	10.49	63.48	0.00	100	96	Peak	---	---	---	4956.00	44.51	54.00	-9.49	63.09	34.41	10.49	63.48	0.00	100	96	Average	---	---	---	5287.00	48.83	80.64	-31.81	66.99	34.67	10.75	63.58	0.00	---	---	---	---	---	---	7312.00	47.07	74.00	-26.93	62.10	35.82	12.82	63.67	0.00	---	---	---	---	---	---
1	2	3	4	5	6	7	8	9	10	11	12	13	14																																																																																																																																																																																																																																																																																																																																																																																																																																																																																																			
MHz	dBuV/m	dBuV/m	dB	dBuV	dB/m	dB	dB	dB	cm	deg	cm	deg	cm	deg																																																																																																																																																																																																																																																																																																																																																																																																																																																																																																		
3198.00	44.58	85.58	-41.00	66.43	33.00	8.33	63.18	0.00	---	---	---	---	---	---																																																																																																																																																																																																																																																																																																																																																																																																																																																																																																		
3879.00	49.52	74.00	-24.48	70.43	33.56	9.28	63.75	0.00	121	90	Peak	---	---	---																																																																																																																																																																																																																																																																																																																																																																																																																																																																																																		
3879.00	40.75	54.00	-13.25	61.66	33.56	9.28	63.75	0.00	121	90	Average	---	---	---																																																																																																																																																																																																																																																																																																																																																																																																																																																																																																		
4177.00	51.40	74.00	-22.60	71.95	33.40	9.62	63.57	0.00	100	306	Peak	---	---	---																																																																																																																																																																																																																																																																																																																																																																																																																																																																																																		
4177.00	36.95	54.00	-17.05	57.50	33.40	9.62	63.57	0.00	100	306	Average	---	---	---																																																																																																																																																																																																																																																																																																																																																																																																																																																																																																		
4653.00	46.22	74.00	-27.78	65.13	34.49	10.09	63.49	0.00	190	360	Peak	---	---	---																																																																																																																																																																																																																																																																																																																																																																																																																																																																																																		
4653.00	38.37	54.00	-15.63	57.28	34.49	10.09	63.49	0.00	190	360	Average	---	---	---																																																																																																																																																																																																																																																																																																																																																																																																																																																																																																		
4788.00	47.38	74.00	-26.62	66.27	34.32	10.27	63.48	0.00	100	331	Peak	---	---	---																																																																																																																																																																																																																																																																																																																																																																																																																																																																																																		
4788.00	38.70	54.00	-15.30	57.59	34.32	10.27	63.48	0.00	100	331	Average	---	---	---																																																																																																																																																																																																																																																																																																																																																																																																																																																																																																		
4874.00	42.90	74.00	-31.10	61.55	34.45	10.38	63.48	0.00	---	---	PEAK	---	---	---																																																																																																																																																																																																																																																																																																																																																																																																																																																																																																		
5289.00	47.45	85.58	-38.13	65.59	34.68	10.76	63.58	0.00	---	---	Peak	---	---	---																																																																																																																																																																																																																																																																																																																																																																																																																																																																																																		
6235.00	47.63	85.58	-37.95	64.33	35.40	11.70	63.00	0.00	---	---	Peak	---	---	---																																																																																																																																																																																																																																																																																																																																																																																																																																																																																																		
6369.00	46.84	85.58	-38.74	63.16	35.60	11.84	63.76	0.00	---	---	Peak	---	---	---																																																																																																																																																																																																																																																																																																																																																																																																																																																																																																		
7317.00	45.21	74.00	-28.79	60.24	35.83	12.82	63.68	0.00	---	---	Peak	---	---	---																																																																																																																																																																																																																																																																																																																																																																																																																																																																																																		
1	2	3	4	5	6	7	8	9	10	11	12	13	14	15																																																																																																																																																																																																																																																																																																																																																																																																																																																																																																		
MHz	dBuV/m	dBuV/m	dB	dBuV	dB/m	dB	dB	dB	cm	deg	cm	deg	cm	deg																																																																																																																																																																																																																																																																																																																																																																																																																																																																																																		
3186.00	44.39	80.64	-36.25	66.27	33.00	8.31	63.19	0.00	---	---	---	---	---	---																																																																																																																																																																																																																																																																																																																																																																																																																																																																																																		
3571.00	48.88	80.64	-31.76	70.77	33.10	8.73	63.72	0.00	---	---	---	---	---	---																																																																																																																																																																																																																																																																																																																																																																																																																																																																																																		
3876.00	52.86	74.00	-21.14	73.78	33.55	9.28	63.75	0.00	300	23	Peak	---	---	---																																																																																																																																																																																																																																																																																																																																																																																																																																																																																																		
4177.00	37.00	54.00	-16.92	58.00	33.55	9.28	63.75	0.00	300	23	Average	---	---	---																																																																																																																																																																																																																																																																																																																																																																																																																																																																																																		
4110.00	48.81	74.00	-25.19	69.35	33.48	9.59	63.61	0.00	100	256	Peak	---	---	---																																																																																																																																																																																																																																																																																																																																																																																																																																																																																																		
4110.00	37.00	54.00	-16.20	58.34	33.48	9.59	63.61	0.00	100	256	Average	---	---	---																																																																																																																																																																																																																																																																																																																																																																																																																																																																																																		
4425.00	45.56	80.64	-35.08	65.47	33.00	8.00	63.51	0.00	---	---	---	---	---	---																																																																																																																																																																																																																																																																																																																																																																																																																																																																																																		
4647.00	45.22	74.00	-28.78	64.13	34.49	10.09	63.49	0.00	---	---	---	---	---	---																																																																																																																																																																																																																																																																																																																																																																																																																																																																																																		
4776.00	46.97	74.00	-27.03	65.84	34.35	10.26	63.48	0.00	193	360	Peak	---	---	---																																																																																																																																																																																																																																																																																																																																																																																																																																																																																																		
4776.00	40.87	54.00	-13.13	59.74	34.35	10.26	63.48	0.00	193	360	Average	---	---	---																																																																																																																																																																																																																																																																																																																																																																																																																																																																																																		
4874.00	44.59	74.00	-29.41	63.24	34.45	10.38	63.48	0.00	---	---	PEAK	---	---	---																																																																																																																																																																																																																																																																																																																																																																																																																																																																																																		
4956.00	52.04	74.00	-21.96	70.62	34.41	10.49	63.48	0.00	100	96	Peak	---	---	---																																																																																																																																																																																																																																																																																																																																																																																																																																																																																																		
4956.00	44.51	54.00	-9.49	63.09	34.41	10.49	63.48	0.00	100	96	Average	---	---	---																																																																																																																																																																																																																																																																																																																																																																																																																																																																																																		
5287.00	48.83	80.64	-31.81	66.99	34.67	10.75	63.58	0.00	---	---	---	---	---	---																																																																																																																																																																																																																																																																																																																																																																																																																																																																																																		
7312.00	47.07	74.00	-26.93	62.10	35.82	12.82	63.67	0.00	---	---	---	---	---	---																																																																																																																																																																																																																																																																																																																																																																																																																																																																																																		
100K Ref. Level	 <table border="1"> <thead> <tr> <th>1</th> <th>2437.00</th> <th>100.64</th> <th>74.00</th> <th>26.64</th> <th>88.30</th> <th>32.42</th> <th>6.67</th> <th>32.75</th> <th>6.00</th> <th>100</th> <th>195</th> <th>PEAK</th> </tr> <tr> <th>MHz</th> <th>dBuV/m</th> <th>dBuV/m</th> <th>dB</th> <th>dBuV</th> <th>dB/m</th> <th>dB</th> <th>dB</th> <th>dB</th> <th>cm</th> <th>deg</th> <th>cm</th> <th>deg</th> </tr> </thead> <tbody> <tr> <td>1</td> <td>2437.00</td> <td>100.64</td> <td>74.00</td> <td>26.64</td> <td>88.30</td> <td>32.42</td> <td>6.67</td> <td>32.75</td> <td>6.00</td> <td>100</td> <td>195</td> <td>PEAK</td> </tr> </tbody> </table>	1	2437.00	100.64	74.00	26.64	88.30	32.42	6.67	32.75	6.00	100	195	PEAK	MHz	dBuV/m	dBuV/m	dB	dBuV	dB/m	dB	dB	dB	cm	deg	cm	deg	1	2437.00	100.64	74.00	26.64	88.30	32.42	6.67	32.75	6.00	100	195	PEAK	 <table border="1"> <thead> <tr> <th>1</th> <th>2437.00</th> <th>100.64</th> <th>74.00</th> <th>26.64</th> <th>88.30</th> <th>32.42</th> <th>6.67</th> <th>32.75</th> <th>6.00</th> <th>100</th> <th>195</th> <th>PEAK</th> </tr> <tr> <th>MHz</th> <th>dBuV/m</th> <th>dBuV/m</th> <th>dB</th> <th>dBuV</th> <th>dB/m</th> <th>dB</th> <th>dB</th> <th>dB</th> <th>cm</th> <th>deg</th> <th>cm</th> <th>deg</th> </tr> </thead> <tbody> <tr> <td>1</td> <td>2437.00</td> <td>100.64</td> <td>74.00</td> <td>26.64</td> <td>88.30</td> <td>32.42</td> <td>6.67</td> <td>32.75</td> <td>6.00</td> <td>100</td> <td>195</td> <td>PEAK</td> </tr> </tbody> </table>	1	2437.00	100.64	74.00	26.64	88.30	32.42	6.67	32.75	6.00	100	195	PEAK	MHz	dBuV/m	dBuV/m	dB	dBuV	dB/m	dB	dB	dB	cm	deg	cm	deg	1	2437.00	100.64	74.00	26.64	88.30	32.42	6.67	32.75	6.00	100	195	PEAK																																																																																																																																																																																																																																																																																																																																																																																																																																
1	2437.00	100.64	74.00	26.64	88.30	32.42	6.67	32.75	6.00	100	195	PEAK																																																																																																																																																																																																																																																																																																																																																																																																																																																																																																				
MHz	dBuV/m	dBuV/m	dB	dBuV	dB/m	dB	dB	dB	cm	deg	cm	deg																																																																																																																																																																																																																																																																																																																																																																																																																																																																																																				
1	2437.00	100.64	74.00	26.64	88.30	32.42	6.67	32.75	6.00	100	195	PEAK																																																																																																																																																																																																																																																																																																																																																																																																																																																																																																				
1	2437.00	100.64	74.00	26.64	88.30	32.42	6.67	32.75	6.00	100	195	PEAK																																																																																																																																																																																																																																																																																																																																																																																																																																																																																																				
MHz	dBuV/m	dBuV/m	dB	dBuV	dB/m	dB	dB	dB	cm	deg	cm	deg																																																																																																																																																																																																																																																																																																																																																																																																																																																																																																				
1	2437.00	100.64	74.00	26.64	88.30	32.42	6.67	32.75	6.00	100	195	PEAK																																																																																																																																																																																																																																																																																																																																																																																																																																																																																																				



Mode	9																																																																													
	Band Edge																																																																													
	2400-2483.5_802.11n HT20_CH11_2462MHz																																																																													
ANT	1																																																																													
Pol.	Horizontal	Fundamental																																																																												
Peak	 <table border="1" data-bbox="239 1120 766 1254"> <thead> <tr> <th>Limit</th> <th>Read</th> <th>Ant</th> <th>Cable</th> <th>Preamp</th> <th>Aux</th> <th>APos</th> <th>TPos</th> <th>Remark</th> </tr> <tr> <th>Freq</th> <th>Level</th> <th>Line</th> <th>Margin</th> <th>Level</th> <th>Factor</th> <th>Loss</th> <th>Factor</th> <th>Factor</th> </tr> <tr> <th>MHz</th> <th>dBuV/m</th> <th>dBuV/m</th> <th>dB</th> <th>dBuV</th> <th>dB/m</th> <th>dB</th> <th>dB</th> <th>cm</th> <th>deg</th> </tr> </thead> <tbody> <tr> <td>1 2483.55</td> <td>65.84</td> <td>74.00</td> <td>-8.16</td> <td>52.97</td> <td>32.77</td> <td>6.73</td> <td>32.63</td> <td>6.00</td> <td>213 360 PEAK</td> </tr> </tbody> </table>	Limit	Read	Ant	Cable	Preamp	Aux	APos	TPos	Remark	Freq	Level	Line	Margin	Level	Factor	Loss	Factor	Factor	MHz	dBuV/m	dBuV/m	dB	dBuV	dB/m	dB	dB	cm	deg	1 2483.55	65.84	74.00	-8.16	52.97	32.77	6.73	32.63	6.00	213 360 PEAK	 <table border="1" data-bbox="909 1120 1436 1254"> <thead> <tr> <th>Limit</th> <th>Read</th> <th>Ant</th> <th>Cable</th> <th>Preamp</th> <th>Aux</th> <th>APos</th> <th>TPos</th> <th>Remark</th> </tr> <tr> <th>Freq</th> <th>Level</th> <th>Line</th> <th>Margin</th> <th>Level</th> <th>Factor</th> <th>Loss</th> <th>Factor</th> <th>Factor</th> </tr> <tr> <th>MHz</th> <th>dBuV/m</th> <th>dBuV/m</th> <th>dB</th> <th>dBuV</th> <th>dB/m</th> <th>dB</th> <th>dB</th> <th>cm</th> <th>deg</th> </tr> </thead> <tbody> <tr> <td>1 2462.00</td> <td>102.92</td> <td>-----</td> <td>-----</td> <td>90.28</td> <td>32.61</td> <td>6.71</td> <td>32.68</td> <td>6.00</td> <td>213 360 PEAK</td> </tr> </tbody> </table>	Limit	Read	Ant	Cable	Preamp	Aux	APos	TPos	Remark	Freq	Level	Line	Margin	Level	Factor	Loss	Factor	Factor	MHz	dBuV/m	dBuV/m	dB	dBuV	dB/m	dB	dB	cm	deg	1 2462.00	102.92	-----	-----	90.28	32.61	6.71	32.68	6.00	213 360 PEAK
Limit	Read	Ant	Cable	Preamp	Aux	APos	TPos	Remark																																																																						
Freq	Level	Line	Margin	Level	Factor	Loss	Factor	Factor																																																																						
MHz	dBuV/m	dBuV/m	dB	dBuV	dB/m	dB	dB	cm	deg																																																																					
1 2483.55	65.84	74.00	-8.16	52.97	32.77	6.73	32.63	6.00	213 360 PEAK																																																																					
Limit	Read	Ant	Cable	Preamp	Aux	APos	TPos	Remark																																																																						
Freq	Level	Line	Margin	Level	Factor	Loss	Factor	Factor																																																																						
MHz	dBuV/m	dBuV/m	dB	dBuV	dB/m	dB	dB	cm	deg																																																																					
1 2462.00	102.92	-----	-----	90.28	32.61	6.71	32.68	6.00	213 360 PEAK																																																																					
Avg	 <table border="1" data-bbox="239 1792 766 1926"> <thead> <tr> <th>Limit</th> <th>Read</th> <th>Ant</th> <th>Cable</th> <th>Preamp</th> <th>Aux</th> <th>APos</th> <th>TPos</th> <th>Remark</th> </tr> <tr> <th>Freq</th> <th>Level</th> <th>Line</th> <th>Margin</th> <th>Level</th> <th>Factor</th> <th>Loss</th> <th>Factor</th> <th>Factor</th> </tr> <tr> <th>MHz</th> <th>dBuV/m</th> <th>dBuV/m</th> <th>dB</th> <th>dBuV</th> <th>dB/m</th> <th>dB</th> <th>dB</th> <th>cm</th> <th>deg</th> </tr> </thead> <tbody> <tr> <td>1 2483.55</td> <td>49.61</td> <td>54.00</td> <td>-4.39</td> <td>36.74</td> <td>32.77</td> <td>6.73</td> <td>32.63</td> <td>6.00</td> <td>213 360 AVERAGE</td> </tr> </tbody> </table>	Limit	Read	Ant	Cable	Preamp	Aux	APos	TPos	Remark	Freq	Level	Line	Margin	Level	Factor	Loss	Factor	Factor	MHz	dBuV/m	dBuV/m	dB	dBuV	dB/m	dB	dB	cm	deg	1 2483.55	49.61	54.00	-4.39	36.74	32.77	6.73	32.63	6.00	213 360 AVERAGE	 <table border="1" data-bbox="909 1792 1436 1926"> <thead> <tr> <th>Limit</th> <th>Read</th> <th>Ant</th> <th>Cable</th> <th>Preamp</th> <th>Aux</th> <th>APos</th> <th>TPos</th> <th>Remark</th> </tr> <tr> <th>Freq</th> <th>Level</th> <th>Line</th> <th>Margin</th> <th>Level</th> <th>Factor</th> <th>Loss</th> <th>Factor</th> <th>Factor</th> </tr> <tr> <th>MHz</th> <th>dBuV/m</th> <th>dBuV/m</th> <th>dB</th> <th>dBuV</th> <th>dB/m</th> <th>dB</th> <th>dB</th> <th>cm</th> <th>deg</th> </tr> </thead> <tbody> <tr> <td>1 2462.00</td> <td>94.07</td> <td>-----</td> <td>-----</td> <td>81.45</td> <td>32.60</td> <td>6.70</td> <td>32.68</td> <td>6.00</td> <td>213 360 AVERAGE</td> </tr> </tbody> </table>	Limit	Read	Ant	Cable	Preamp	Aux	APos	TPos	Remark	Freq	Level	Line	Margin	Level	Factor	Loss	Factor	Factor	MHz	dBuV/m	dBuV/m	dB	dBuV	dB/m	dB	dB	cm	deg	1 2462.00	94.07	-----	-----	81.45	32.60	6.70	32.68	6.00	213 360 AVERAGE
Limit	Read	Ant	Cable	Preamp	Aux	APos	TPos	Remark																																																																						
Freq	Level	Line	Margin	Level	Factor	Loss	Factor	Factor																																																																						
MHz	dBuV/m	dBuV/m	dB	dBuV	dB/m	dB	dB	cm	deg																																																																					
1 2483.55	49.61	54.00	-4.39	36.74	32.77	6.73	32.63	6.00	213 360 AVERAGE																																																																					
Limit	Read	Ant	Cable	Preamp	Aux	APos	TPos	Remark																																																																						
Freq	Level	Line	Margin	Level	Factor	Loss	Factor	Factor																																																																						
MHz	dBuV/m	dBuV/m	dB	dBuV	dB/m	dB	dB	cm	deg																																																																					
1 2462.00	94.07	-----	-----	81.45	32.60	6.70	32.68	6.00	213 360 AVERAGE																																																																					

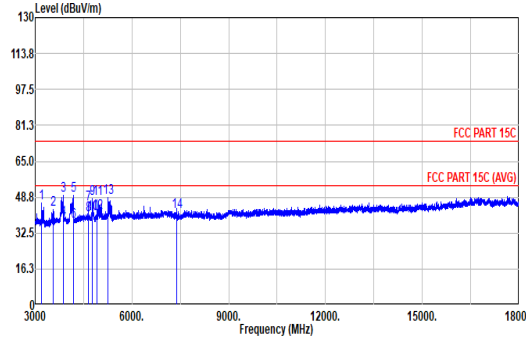
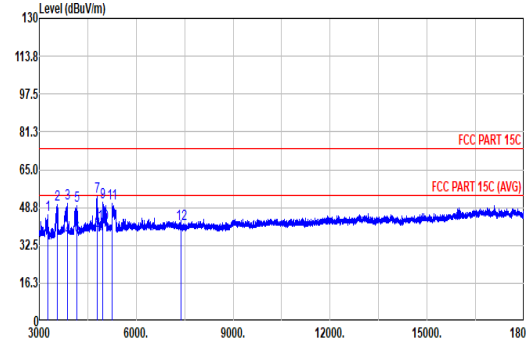


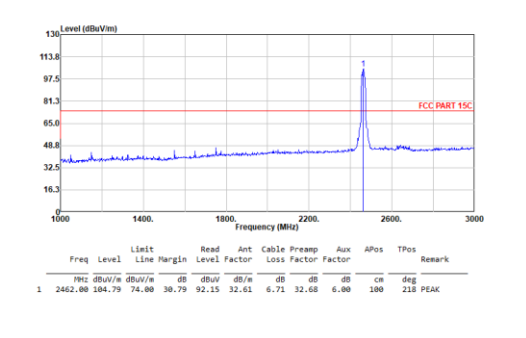
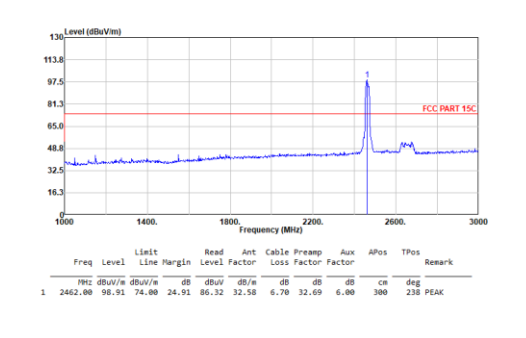
		9																																																																																						
Mode		Band Edge																																																																																						
		2400-2483.5_802.11n HT20_CH11_2462MHz																																																																																						
ANT		1																																																																																						
Pol.	Vertical	Fundamental																																																																																						
Peak	<table border="1"> <thead> <tr> <th>Limit</th> <th>Read</th> <th>Ant</th> <th>Cable</th> <th>Preamp</th> <th>Aux</th> <th>APos</th> <th>TPos</th> <th>Remark</th> </tr> <tr> <th>Freq</th> <th>Level</th> <th>Line</th> <th>Margin</th> <th>Level</th> <th>Factor</th> <th>Loss</th> <th>Factor</th> <th>Factor</th> </tr> <tr> <th>MHz</th> <th>dBuV/m</th> <th>dBuV/m</th> <th>dB</th> <th>dBuV</th> <th>dB/m</th> <th>dB</th> <th>dB</th> <th>cm</th> <th>deg</th> </tr> </thead> <tbody> <tr> <td>1 2483.66</td> <td>66.38</td> <td>74.00</td> <td>-7.62</td> <td>53.51</td> <td>32.77</td> <td>6.73</td> <td>32.63</td> <td>6.00</td> <td>287 95 PEAK</td> </tr> </tbody> </table>	Limit	Read	Ant	Cable	Preamp	Aux	APos	TPos	Remark	Freq	Level	Line	Margin	Level	Factor	Loss	Factor	Factor	MHz	dBuV/m	dBuV/m	dB	dBuV	dB/m	dB	dB	cm	deg	1 2483.66	66.38	74.00	-7.62	53.51	32.77	6.73	32.63	6.00	287 95 PEAK	<table border="1"> <thead> <tr> <th>Limit</th> <th>Read</th> <th>Ant</th> <th>Cable</th> <th>Preamp</th> <th>Aux</th> <th>APos</th> <th>TPos</th> <th>Remark</th> </tr> <tr> <th>Freq</th> <th>Level</th> <th>Line</th> <th>Margin</th> <th>Level</th> <th>Factor</th> <th>Loss</th> <th>Factor</th> <th>Factor</th> </tr> <tr> <th>MHz</th> <th>dBuV/m</th> <th>dBuV/m</th> <th>dB</th> <th>dBuV</th> <th>dB/m</th> <th>dB</th> <th>dB</th> <th>cm</th> <th>deg</th> </tr> </thead> <tbody> <tr> <td>1 2462.00</td> <td>105.60</td> <td>74.00</td> <td>31.60</td> <td>93.01</td> <td>32.58</td> <td>6.70</td> <td>32.69</td> <td>6.00</td> <td>287 95 PEAK</td> </tr> </tbody> </table>	Limit	Read	Ant	Cable	Preamp	Aux	APos	TPos	Remark	Freq	Level	Line	Margin	Level	Factor	Loss	Factor	Factor	MHz	dBuV/m	dBuV/m	dB	dBuV	dB/m	dB	dB	cm	deg	1 2462.00	105.60	74.00	31.60	93.01	32.58	6.70	32.69	6.00	287 95 PEAK										
	Limit	Read	Ant	Cable	Preamp	Aux	APos	TPos	Remark																																																																															
Freq	Level	Line	Margin	Level	Factor	Loss	Factor	Factor																																																																																
MHz	dBuV/m	dBuV/m	dB	dBuV	dB/m	dB	dB	cm	deg																																																																															
1 2483.66	66.38	74.00	-7.62	53.51	32.77	6.73	32.63	6.00	287 95 PEAK																																																																															
Limit	Read	Ant	Cable	Preamp	Aux	APos	TPos	Remark																																																																																
Freq	Level	Line	Margin	Level	Factor	Loss	Factor	Factor																																																																																
MHz	dBuV/m	dBuV/m	dB	dBuV	dB/m	dB	dB	cm	deg																																																																															
1 2462.00	105.60	74.00	31.60	93.01	32.58	6.70	32.69	6.00	287 95 PEAK																																																																															
Avg	<table border="1"> <thead> <tr> <th>Limit</th> <th>Read</th> <th>Ant</th> <th>Cable</th> <th>Preamp</th> <th>Aux</th> <th>APos</th> <th>TPos</th> <th>Remark</th> </tr> <tr> <th>Freq</th> <th>Level</th> <th>Line</th> <th>Margin</th> <th>Level</th> <th>Factor</th> <th>Loss</th> <th>Factor</th> <th>Factor</th> </tr> <tr> <th>MHz</th> <th>dBuV/m</th> <th>dBuV/m</th> <th>dB</th> <th>dBuV</th> <th>dB/m</th> <th>dB</th> <th>dB</th> <th>cm</th> <th>deg</th> </tr> </thead> <tbody> <tr> <td>1 2483.58</td> <td>49.96</td> <td>54.00</td> <td>-4.04</td> <td>37.09</td> <td>32.77</td> <td>6.73</td> <td>32.63</td> <td>6.00</td> <td>287 95 AVERAGE</td> </tr> </tbody> </table>	Limit	Read	Ant	Cable	Preamp	Aux	APos	TPos	Remark	Freq	Level	Line	Margin	Level	Factor	Loss	Factor	Factor	MHz	dBuV/m	dBuV/m	dB	dBuV	dB/m	dB	dB	cm	deg	1 2483.58	49.96	54.00	-4.04	37.09	32.77	6.73	32.63	6.00	287 95 AVERAGE	<table border="1"> <thead> <tr> <th>Limit</th> <th>Read</th> <th>Ant</th> <th>Cable</th> <th>Preamp</th> <th>Aux</th> <th>APos</th> <th>TPos</th> <th>Remark</th> </tr> <tr> <th>Freq</th> <th>Level</th> <th>Line</th> <th>Margin</th> <th>Level</th> <th>Factor</th> <th>Loss</th> <th>Factor</th> <th>Factor</th> </tr> <tr> <th>MHz</th> <th>dBuV/m</th> <th>dBuV/m</th> <th>dB</th> <th>dBuV</th> <th>dB/m</th> <th>dB</th> <th>dB</th> <th>cm</th> <th>deg</th> </tr> </thead> <tbody> <tr> <td>1 2462.00</td> <td>96.69</td> <td>54.00</td> <td>42.69</td> <td>84.07</td> <td>32.60</td> <td>6.70</td> <td>32.68</td> <td>6.00</td> <td>287 95 AVERAGE</td> </tr> <tr> <td>2 2654.00</td> <td>54.46</td> <td>54.00</td> <td>0.46</td> <td>41.97</td> <td>31.97</td> <td>6.97</td> <td>32.45</td> <td>6.00</td> <td>287 95 AVERAGE</td> </tr> </tbody> </table>	Limit	Read	Ant	Cable	Preamp	Aux	APos	TPos	Remark	Freq	Level	Line	Margin	Level	Factor	Loss	Factor	Factor	MHz	dBuV/m	dBuV/m	dB	dBuV	dB/m	dB	dB	cm	deg	1 2462.00	96.69	54.00	42.69	84.07	32.60	6.70	32.68	6.00	287 95 AVERAGE	2 2654.00	54.46	54.00	0.46	41.97	31.97	6.97	32.45	6.00	287 95 AVERAGE
	Limit	Read	Ant	Cable	Preamp	Aux	APos	TPos	Remark																																																																															
Freq	Level	Line	Margin	Level	Factor	Loss	Factor	Factor																																																																																
MHz	dBuV/m	dBuV/m	dB	dBuV	dB/m	dB	dB	cm	deg																																																																															
1 2483.58	49.96	54.00	-4.04	37.09	32.77	6.73	32.63	6.00	287 95 AVERAGE																																																																															
Limit	Read	Ant	Cable	Preamp	Aux	APos	TPos	Remark																																																																																
Freq	Level	Line	Margin	Level	Factor	Loss	Factor	Factor																																																																																
MHz	dBuV/m	dBuV/m	dB	dBuV	dB/m	dB	dB	cm	deg																																																																															
1 2462.00	96.69	54.00	42.69	84.07	32.60	6.70	32.68	6.00	287 95 AVERAGE																																																																															
2 2654.00	54.46	54.00	0.46	41.97	31.97	6.97	32.45	6.00	287 95 AVERAGE																																																																															



	9
Mode	Harmonic
	2400-2483.5_802.11n HT20_CH11_2462MHz
ANT	1

Pol.	Horizontal	Vertical
-------------	------------	----------

Peak Avg	 <table border="1" style="width:100%; border-collapse: collapse; font-size: small;"> <thead> <tr> <th>Peak</th> <th>Freq</th> <th>Level</th> <th>Limit</th> <th>Line</th> <th>Margin</th> <th>Read</th> <th>Ant</th> <th>Cable</th> <th>Preamp</th> <th>Aux</th> <th>APos</th> <th>TPos</th> <th>Remark</th> </tr> <tr> <th></th> <th>MHz</th> <th>dBuV/m</th> <th>dBuV/m</th> <th>dB</th> <th>dBuV</th> <th>dB/m</th> <th>dB</th> <th>dB</th> <th>dB</th> <th>dB</th> <th>cm</th> <th>deg</th> <th></th> </tr> </thead> <tbody> <tr><td>1</td><td>3199.00</td><td>46.35</td><td>84.79</td><td>-38.44</td><td>68.85</td><td>33.00</td><td>7.68</td><td>63.18</td><td>0.00</td><td>---</td><td>---</td><td>---</td><td>Peak</td></tr> <tr><td>2</td><td>3549.00</td><td>43.14</td><td>74.00</td><td>-30.86</td><td>65.56</td><td>33.10</td><td>8.17</td><td>63.69</td><td>0.00</td><td>---</td><td>---</td><td>---</td><td>Peak</td></tr> <tr><td>3</td><td>3879.00</td><td>49.52</td><td>74.00</td><td>-24.48</td><td>71.25</td><td>33.56</td><td>8.46</td><td>63.75</td><td>0.00</td><td>300</td><td>280</td><td>---</td><td>Peak</td></tr> <tr><td>4</td><td>3879.00</td><td>38.53</td><td>54.00</td><td>-15.47</td><td>60.26</td><td>33.56</td><td>8.46</td><td>63.75</td><td>0.00</td><td>300</td><td>280</td><td>---</td><td>Average</td></tr> <tr><td>5</td><td>4177.00</td><td>49.74</td><td>74.00</td><td>-24.26</td><td>71.10</td><td>33.40</td><td>8.81</td><td>63.57</td><td>0.00</td><td>100</td><td>233</td><td>---</td><td>Peak</td></tr> <tr><td>6</td><td>4177.00</td><td>37.75</td><td>54.00</td><td>-16.25</td><td>59.11</td><td>33.40</td><td>8.81</td><td>63.57</td><td>0.00</td><td>100</td><td>233</td><td>---</td><td>Average</td></tr> <tr><td>7</td><td>4658.00</td><td>45.43</td><td>74.00</td><td>-28.57</td><td>65.19</td><td>34.50</td><td>9.23</td><td>63.49</td><td>0.00</td><td>300</td><td>333</td><td>---</td><td>Peak</td></tr> <tr><td>8</td><td>4658.00</td><td>40.59</td><td>54.00</td><td>-13.41</td><td>60.35</td><td>34.50</td><td>9.23</td><td>63.49</td><td>0.00</td><td>300</td><td>333</td><td>---</td><td>Average</td></tr> <tr><td>9</td><td>4767.00</td><td>47.96</td><td>74.00</td><td>-26.04</td><td>67.68</td><td>34.37</td><td>9.39</td><td>63.48</td><td>0.00</td><td>100</td><td>359</td><td>---</td><td>Peak</td></tr> <tr><td>10</td><td>4767.00</td><td>41.29</td><td>54.00</td><td>-12.71</td><td>61.01</td><td>34.37</td><td>9.39</td><td>63.48</td><td>0.00</td><td>100</td><td>359</td><td>---</td><td>Average</td></tr> <tr><td>11</td><td>4924.00</td><td>47.89</td><td>74.00</td><td>-26.11</td><td>67.35</td><td>34.45</td><td>9.57</td><td>63.48</td><td>0.00</td><td>126</td><td>295</td><td>---</td><td>Peak</td></tr> <tr><td>12</td><td>4924.00</td><td>41.65</td><td>54.00</td><td>-12.35</td><td>61.11</td><td>34.45</td><td>9.57</td><td>63.48</td><td>0.00</td><td>126</td><td>295</td><td>---</td><td>Average</td></tr> <tr><td>13</td><td>5259.00</td><td>48.77</td><td>84.79</td><td>-36.02</td><td>67.86</td><td>34.62</td><td>9.86</td><td>63.57</td><td>0.00</td><td>---</td><td>---</td><td>---</td><td>Peak</td></tr> <tr><td>14</td><td>7386.00</td><td>41.98</td><td>74.00</td><td>-32.02</td><td>58.15</td><td>35.83</td><td>11.72</td><td>63.72</td><td>0.00</td><td>---</td><td>---</td><td>---</td><td>Peak</td></tr> </tbody> </table>	Peak	Freq	Level	Limit	Line	Margin	Read	Ant	Cable	Preamp	Aux	APos	TPos	Remark		MHz	dBuV/m	dBuV/m	dB	dBuV	dB/m	dB	dB	dB	dB	cm	deg		1	3199.00	46.35	84.79	-38.44	68.85	33.00	7.68	63.18	0.00	---	---	---	Peak	2	3549.00	43.14	74.00	-30.86	65.56	33.10	8.17	63.69	0.00	---	---	---	Peak	3	3879.00	49.52	74.00	-24.48	71.25	33.56	8.46	63.75	0.00	300	280	---	Peak	4	3879.00	38.53	54.00	-15.47	60.26	33.56	8.46	63.75	0.00	300	280	---	Average	5	4177.00	49.74	74.00	-24.26	71.10	33.40	8.81	63.57	0.00	100	233	---	Peak	6	4177.00	37.75	54.00	-16.25	59.11	33.40	8.81	63.57	0.00	100	233	---	Average	7	4658.00	45.43	74.00	-28.57	65.19	34.50	9.23	63.49	0.00	300	333	---	Peak	8	4658.00	40.59	54.00	-13.41	60.35	34.50	9.23	63.49	0.00	300	333	---	Average	9	4767.00	47.96	74.00	-26.04	67.68	34.37	9.39	63.48	0.00	100	359	---	Peak	10	4767.00	41.29	54.00	-12.71	61.01	34.37	9.39	63.48	0.00	100	359	---	Average	11	4924.00	47.89	74.00	-26.11	67.35	34.45	9.57	63.48	0.00	126	295	---	Peak	12	4924.00	41.65	54.00	-12.35	61.11	34.45	9.57	63.48	0.00	126	295	---	Average	13	5259.00	48.77	84.79	-36.02	67.86	34.62	9.86	63.57	0.00	---	---	---	Peak	14	7386.00	41.98	74.00	-32.02	58.15	35.83	11.72	63.72	0.00	---	---	---	Peak	 <table border="1" style="width:100%; border-collapse: collapse; font-size: small;"> <thead> <tr> <th>Peak</th> <th>Freq</th> <th>Level</th> <th>Limit</th> <th>Line</th> <th>Margin</th> <th>Read</th> <th>Ant</th> <th>Cable</th> <th>Preamp</th> <th>Aux</th> <th>APos</th> <th>TPos</th> <th>Remark</th> </tr> <tr> <th></th> <th>MHz</th> <th>dBuV/m</th> <th>dBuV/m</th> <th>dB</th> <th>dBuV</th> <th>dB/m</th> <th>dB</th> <th>dB</th> <th>dB</th> <th>dB</th> <th>cm</th> <th>deg</th> <th></th> </tr> </thead> <tbody> <tr><td>1</td><td>3256.00</td><td>45.48</td><td>78.91</td><td>-33.43</td><td>67.68</td><td>32.66</td><td>8.48</td><td>63.26</td><td>0.00</td><td>---</td><td>---</td><td>---</td><td>Peak</td></tr> <tr><td>2</td><td>3552.00</td><td>49.96</td><td>78.91</td><td>-28.95</td><td>71.84</td><td>33.10</td><td>8.71</td><td>63.69</td><td>0.00</td><td>---</td><td>---</td><td>---</td><td>Peak</td></tr> <tr><td>3</td><td>3870.00</td><td>50.60</td><td>74.00</td><td>-23.34</td><td>71.61</td><td>33.54</td><td>9.26</td><td>63.75</td><td>0.00</td><td>100</td><td>21</td><td>---</td><td>Peak</td></tr> <tr><td>4</td><td>3870.00</td><td>35.66</td><td>54.00</td><td>-18.34</td><td>56.61</td><td>33.54</td><td>9.26</td><td>63.75</td><td>0.00</td><td>100</td><td>21</td><td>---</td><td>Average</td></tr> <tr><td>5</td><td>4153.00</td><td>49.48</td><td>74.00</td><td>-24.52</td><td>70.06</td><td>33.40</td><td>9.61</td><td>63.59</td><td>0.00</td><td>100</td><td>282</td><td>---</td><td>Peak</td></tr> <tr><td>6</td><td>4153.00</td><td>36.86</td><td>54.00</td><td>-17.14</td><td>57.44</td><td>33.40</td><td>9.61</td><td>63.59</td><td>0.00</td><td>100</td><td>282</td><td>---</td><td>Average</td></tr> <tr><td>7</td><td>4785.00</td><td>53.56</td><td>74.00</td><td>-20.44</td><td>72.44</td><td>34.33</td><td>10.27</td><td>63.48</td><td>0.00</td><td>147</td><td>360</td><td>---</td><td>Peak</td></tr> <tr><td>8</td><td>4785.00</td><td>38.52</td><td>54.00</td><td>-15.48</td><td>57.40</td><td>34.33</td><td>10.27</td><td>63.48</td><td>0.00</td><td>147</td><td>360</td><td>---</td><td>Average</td></tr> <tr><td>9</td><td>4962.00</td><td>51.14</td><td>74.00</td><td>-22.86</td><td>69.70</td><td>34.42</td><td>10.50</td><td>63.48</td><td>0.00</td><td>100</td><td>235</td><td>---</td><td>Peak</td></tr> <tr><td>10</td><td>4962.00</td><td>41.60</td><td>54.00</td><td>-12.40</td><td>60.16</td><td>34.42</td><td>10.50</td><td>63.48</td><td>0.00</td><td>100</td><td>235</td><td>---</td><td>Average</td></tr> <tr><td>11</td><td>5247.00</td><td>50.44</td><td>78.91</td><td>-28.47</td><td>68.71</td><td>34.60</td><td>10.70</td><td>63.57</td><td>0.00</td><td>---</td><td>---</td><td>---</td><td>Peak</td></tr> <tr><td>12</td><td>7386.00</td><td>41.85</td><td>74.00</td><td>-32.15</td><td>56.90</td><td>35.83</td><td>12.84</td><td>63.72</td><td>0.00</td><td>---</td><td>---</td><td>---</td><td>Peak</td></tr> </tbody> </table>	Peak	Freq	Level	Limit	Line	Margin	Read	Ant	Cable	Preamp	Aux	APos	TPos	Remark		MHz	dBuV/m	dBuV/m	dB	dBuV	dB/m	dB	dB	dB	dB	cm	deg		1	3256.00	45.48	78.91	-33.43	67.68	32.66	8.48	63.26	0.00	---	---	---	Peak	2	3552.00	49.96	78.91	-28.95	71.84	33.10	8.71	63.69	0.00	---	---	---	Peak	3	3870.00	50.60	74.00	-23.34	71.61	33.54	9.26	63.75	0.00	100	21	---	Peak	4	3870.00	35.66	54.00	-18.34	56.61	33.54	9.26	63.75	0.00	100	21	---	Average	5	4153.00	49.48	74.00	-24.52	70.06	33.40	9.61	63.59	0.00	100	282	---	Peak	6	4153.00	36.86	54.00	-17.14	57.44	33.40	9.61	63.59	0.00	100	282	---	Average	7	4785.00	53.56	74.00	-20.44	72.44	34.33	10.27	63.48	0.00	147	360	---	Peak	8	4785.00	38.52	54.00	-15.48	57.40	34.33	10.27	63.48	0.00	147	360	---	Average	9	4962.00	51.14	74.00	-22.86	69.70	34.42	10.50	63.48	0.00	100	235	---	Peak	10	4962.00	41.60	54.00	-12.40	60.16	34.42	10.50	63.48	0.00	100	235	---	Average	11	5247.00	50.44	78.91	-28.47	68.71	34.60	10.70	63.57	0.00	---	---	---	Peak	12	7386.00	41.85	74.00	-32.15	56.90	35.83	12.84	63.72	0.00	---	---	---	Peak
Peak	Freq	Level	Limit	Line	Margin	Read	Ant	Cable	Preamp	Aux	APos	TPos	Remark																																																																																																																																																																																																																																																																																																																																																																																																																									
	MHz	dBuV/m	dBuV/m	dB	dBuV	dB/m	dB	dB	dB	dB	cm	deg																																																																																																																																																																																																																																																																																																																																																																																																																										
1	3199.00	46.35	84.79	-38.44	68.85	33.00	7.68	63.18	0.00	---	---	---	Peak																																																																																																																																																																																																																																																																																																																																																																																																																									
2	3549.00	43.14	74.00	-30.86	65.56	33.10	8.17	63.69	0.00	---	---	---	Peak																																																																																																																																																																																																																																																																																																																																																																																																																									
3	3879.00	49.52	74.00	-24.48	71.25	33.56	8.46	63.75	0.00	300	280	---	Peak																																																																																																																																																																																																																																																																																																																																																																																																																									
4	3879.00	38.53	54.00	-15.47	60.26	33.56	8.46	63.75	0.00	300	280	---	Average																																																																																																																																																																																																																																																																																																																																																																																																																									
5	4177.00	49.74	74.00	-24.26	71.10	33.40	8.81	63.57	0.00	100	233	---	Peak																																																																																																																																																																																																																																																																																																																																																																																																																									
6	4177.00	37.75	54.00	-16.25	59.11	33.40	8.81	63.57	0.00	100	233	---	Average																																																																																																																																																																																																																																																																																																																																																																																																																									
7	4658.00	45.43	74.00	-28.57	65.19	34.50	9.23	63.49	0.00	300	333	---	Peak																																																																																																																																																																																																																																																																																																																																																																																																																									
8	4658.00	40.59	54.00	-13.41	60.35	34.50	9.23	63.49	0.00	300	333	---	Average																																																																																																																																																																																																																																																																																																																																																																																																																									
9	4767.00	47.96	74.00	-26.04	67.68	34.37	9.39	63.48	0.00	100	359	---	Peak																																																																																																																																																																																																																																																																																																																																																																																																																									
10	4767.00	41.29	54.00	-12.71	61.01	34.37	9.39	63.48	0.00	100	359	---	Average																																																																																																																																																																																																																																																																																																																																																																																																																									
11	4924.00	47.89	74.00	-26.11	67.35	34.45	9.57	63.48	0.00	126	295	---	Peak																																																																																																																																																																																																																																																																																																																																																																																																																									
12	4924.00	41.65	54.00	-12.35	61.11	34.45	9.57	63.48	0.00	126	295	---	Average																																																																																																																																																																																																																																																																																																																																																																																																																									
13	5259.00	48.77	84.79	-36.02	67.86	34.62	9.86	63.57	0.00	---	---	---	Peak																																																																																																																																																																																																																																																																																																																																																																																																																									
14	7386.00	41.98	74.00	-32.02	58.15	35.83	11.72	63.72	0.00	---	---	---	Peak																																																																																																																																																																																																																																																																																																																																																																																																																									
Peak	Freq	Level	Limit	Line	Margin	Read	Ant	Cable	Preamp	Aux	APos	TPos	Remark																																																																																																																																																																																																																																																																																																																																																																																																																									
	MHz	dBuV/m	dBuV/m	dB	dBuV	dB/m	dB	dB	dB	dB	cm	deg																																																																																																																																																																																																																																																																																																																																																																																																																										
1	3256.00	45.48	78.91	-33.43	67.68	32.66	8.48	63.26	0.00	---	---	---	Peak																																																																																																																																																																																																																																																																																																																																																																																																																									
2	3552.00	49.96	78.91	-28.95	71.84	33.10	8.71	63.69	0.00	---	---	---	Peak																																																																																																																																																																																																																																																																																																																																																																																																																									
3	3870.00	50.60	74.00	-23.34	71.61	33.54	9.26	63.75	0.00	100	21	---	Peak																																																																																																																																																																																																																																																																																																																																																																																																																									
4	3870.00	35.66	54.00	-18.34	56.61	33.54	9.26	63.75	0.00	100	21	---	Average																																																																																																																																																																																																																																																																																																																																																																																																																									
5	4153.00	49.48	74.00	-24.52	70.06	33.40	9.61	63.59	0.00	100	282	---	Peak																																																																																																																																																																																																																																																																																																																																																																																																																									
6	4153.00	36.86	54.00	-17.14	57.44	33.40	9.61	63.59	0.00	100	282	---	Average																																																																																																																																																																																																																																																																																																																																																																																																																									
7	4785.00	53.56	74.00	-20.44	72.44	34.33	10.27	63.48	0.00	147	360	---	Peak																																																																																																																																																																																																																																																																																																																																																																																																																									
8	4785.00	38.52	54.00	-15.48	57.40	34.33	10.27	63.48	0.00	147	360	---	Average																																																																																																																																																																																																																																																																																																																																																																																																																									
9	4962.00	51.14	74.00	-22.86	69.70	34.42	10.50	63.48	0.00	100	235	---	Peak																																																																																																																																																																																																																																																																																																																																																																																																																									
10	4962.00	41.60	54.00	-12.40	60.16	34.42	10.50	63.48	0.00	100	235	---	Average																																																																																																																																																																																																																																																																																																																																																																																																																									
11	5247.00	50.44	78.91	-28.47	68.71	34.60	10.70	63.57	0.00	---	---	---	Peak																																																																																																																																																																																																																																																																																																																																																																																																																									
12	7386.00	41.85	74.00	-32.15	56.90	35.83	12.84	63.72	0.00	---	---	---	Peak																																																																																																																																																																																																																																																																																																																																																																																																																									

100K Ref. Level	 <table border="1" style="width:100%; border-collapse: collapse; font-size: small;"> <thead> <tr> <th>Peak</th> <th>Freq</th> <th>Level</th> <th>Limit</th> <th>Line</th> <th>Margin</th> <th>Read</th> <th>Ant</th> <th>Cable</th> <th>Preamp</th> <th>Aux</th> <th>APos</th> <th>TPos</th> <th>Remark</th> </tr> <tr> <th></th> <th>MHz</th> <th>dBuV/m</th> <th>dBuV/m</th> <th>dB</th> <th>dBuV</th> <th>dB/m</th> <th>dB</th> <th>dB</th> <th>dB</th> <th>dB</th> <th>cm</th> <th>deg</th> <th></th> </tr> </thead> <tbody> <tr> <td>1</td> <td>2462.00</td> <td>104.79</td> <td>74.00</td> <td>30.79</td> <td>92.15</td> <td>32.61</td> <td>6.71</td> <td>32.68</td> <td>6.00</td> <td>100</td> <td>218</td> <td>---</td> <td>PEAK</td> </tr> </tbody> </table>	Peak	Freq	Level	Limit	Line	Margin	Read	Ant	Cable	Preamp	Aux	APos	TPos	Remark		MHz	dBuV/m	dBuV/m	dB	dBuV	dB/m	dB	dB	dB	dB	cm	deg		1	2462.00	104.79	74.00	30.79	92.15	32.61	6.71	32.68	6.00	100	218	---	PEAK	 <table border="1" style="width:100%; border-collapse: collapse; font-size: small;"> <thead> <tr> <th>Peak</th> <th>Freq</th> <th>Level</th> <th>Limit</th> <th>Line</th> <th>Margin</th> <th>Read</th> <th>Ant</th> <th>Cable</th> <th>Preamp</th> <th>Aux</th> <th>APos</th> <th>TPos</th> <th>Remark</th> </tr> <tr> <th></th> <th>MHz</th> <th>dBuV/m</th> <th>dBuV/m</th> <th>dB</th> <th>dBuV</th> <th>dB/m</th> <th>dB</th> <th>dB</th> <th>dB</th> <th>dB</th> <th>cm</th> <th>deg</th> <th></th> </tr> </thead> <tbody> <tr> <td>1</td> <td>2462.00</td> <td>98.91</td> <td>74.00</td> <td>24.91</td> <td>86.32</td> <td>32.58</td> <td>6.70</td> <td>32.69</td> <td>6.00</td> <td>300</td> <td>238</td> <td>---</td> <td>PEAK</td> </tr> </tbody> </table>	Peak	Freq	Level	Limit	Line	Margin	Read	Ant	Cable	Preamp	Aux	APos	TPos	Remark		MHz	dBuV/m	dBuV/m	dB	dBuV	dB/m	dB	dB	dB	dB	cm	deg		1	2462.00	98.91	74.00	24.91	86.32	32.58	6.70	32.69	6.00	300	238	---	PEAK
Peak	Freq	Level	Limit	Line	Margin	Read	Ant	Cable	Preamp	Aux	APos	TPos	Remark																																																																									
	MHz	dBuV/m	dBuV/m	dB	dBuV	dB/m	dB	dB	dB	dB	cm	deg																																																																										
1	2462.00	104.79	74.00	30.79	92.15	32.61	6.71	32.68	6.00	100	218	---	PEAK																																																																									
Peak	Freq	Level	Limit	Line	Margin	Read	Ant	Cable	Preamp	Aux	APos	TPos	Remark																																																																									
	MHz	dBuV/m	dBuV/m	dB	dBuV	dB/m	dB	dB	dB	dB	cm	deg																																																																										
1	2462.00	98.91	74.00	24.91	86.32	32.58	6.70	32.69	6.00	300	238	---	PEAK																																																																									

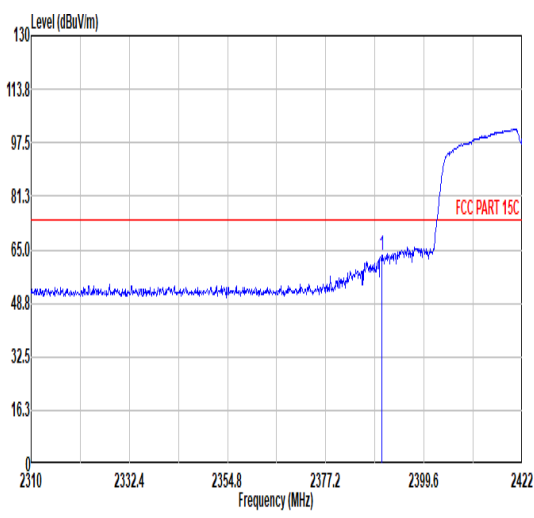
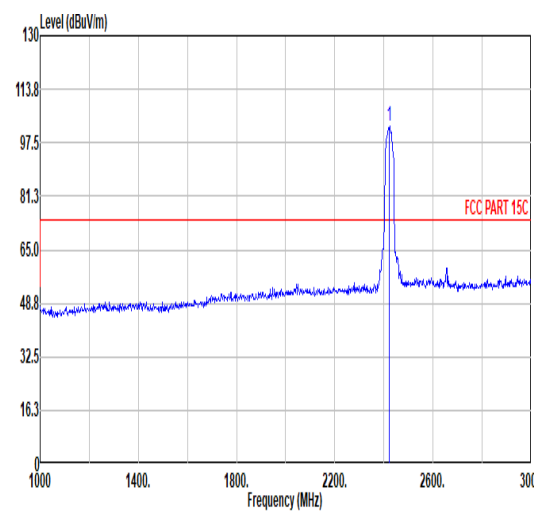
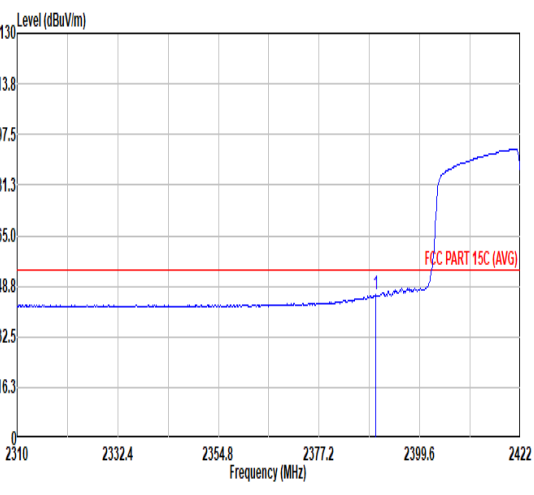
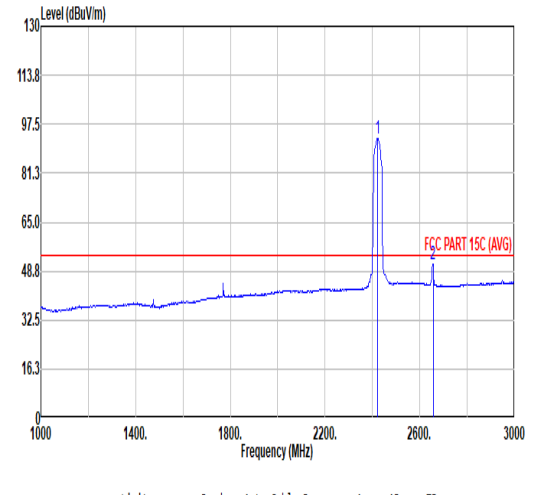


		10																																																																																													
Mode		Band Edge - L																																																																																													
		2400-2483.5_802.11n_HT40_CH03_2422MHz																																																																																													
ANT		1																																																																																													
Pol.	Horizontal	Fundamental																																																																																													
Peak	<table border="1"> <thead> <tr> <th>Limit</th> <th>Read</th> <th>Ant</th> <th>Cable</th> <th>Preamp</th> <th>Aux</th> <th>APos</th> <th>TPos</th> <th>Remark</th> </tr> <tr> <th>Freq</th> <th>Level</th> <th>Line</th> <th>Margin</th> <th>Level</th> <th>Factor</th> <th>Loss</th> <th>Factor</th> <th>Factor</th> </tr> <tr> <th>MHz</th> <th>dBuV/m</th> <th>dBuV/m</th> <th>dB</th> <th>dBuV</th> <th>dB/m</th> <th>dB</th> <th>dB</th> <th>dB</th> </tr> </thead> <tbody> <tr> <td>1</td> <td>2389.86</td> <td>66.94</td> <td>74.00</td> <td>-7.06</td> <td>55.14</td> <td>32.06</td> <td>6.60</td> <td>32.06</td> <td>6.00</td> <td>222</td> <td>360</td> <td>PEAK</td> </tr> </tbody> </table>	Limit	Read	Ant	Cable	Preamp	Aux	APos	TPos	Remark	Freq	Level	Line	Margin	Level	Factor	Loss	Factor	Factor	MHz	dBuV/m	dBuV/m	dB	dBuV	dB/m	dB	dB	dB	1	2389.86	66.94	74.00	-7.06	55.14	32.06	6.60	32.06	6.00	222	360	PEAK	<table border="1"> <thead> <tr> <th>Limit</th> <th>Read</th> <th>Ant</th> <th>Cable</th> <th>Preamp</th> <th>Aux</th> <th>APos</th> <th>TPos</th> <th>Remark</th> </tr> <tr> <th>Freq</th> <th>Level</th> <th>Line</th> <th>Margin</th> <th>Level</th> <th>Factor</th> <th>Loss</th> <th>Factor</th> <th>Factor</th> </tr> <tr> <th>MHz</th> <th>dBuV/m</th> <th>dBuV/m</th> <th>dB</th> <th>dBuV</th> <th>dB/m</th> <th>dB</th> <th>dB</th> <th>dB</th> </tr> </thead> <tbody> <tr> <td>1</td> <td>2422.00</td> <td>105.23</td> <td>-----</td> <td>-----</td> <td>93.02</td> <td>32.34</td> <td>6.65</td> <td>32.78</td> <td>6.00</td> <td>222</td> <td>360</td> <td>PEAK</td> </tr> </tbody> </table>	Limit	Read	Ant	Cable	Preamp	Aux	APos	TPos	Remark	Freq	Level	Line	Margin	Level	Factor	Loss	Factor	Factor	MHz	dBuV/m	dBuV/m	dB	dBuV	dB/m	dB	dB	dB	1	2422.00	105.23	-----	-----	93.02	32.34	6.65	32.78	6.00	222	360	PEAK													
	Limit	Read	Ant	Cable	Preamp	Aux	APos	TPos	Remark																																																																																						
Freq	Level	Line	Margin	Level	Factor	Loss	Factor	Factor																																																																																							
MHz	dBuV/m	dBuV/m	dB	dBuV	dB/m	dB	dB	dB																																																																																							
1	2389.86	66.94	74.00	-7.06	55.14	32.06	6.60	32.06	6.00	222	360	PEAK																																																																																			
Limit	Read	Ant	Cable	Preamp	Aux	APos	TPos	Remark																																																																																							
Freq	Level	Line	Margin	Level	Factor	Loss	Factor	Factor																																																																																							
MHz	dBuV/m	dBuV/m	dB	dBuV	dB/m	dB	dB	dB																																																																																							
1	2422.00	105.23	-----	-----	93.02	32.34	6.65	32.78	6.00	222	360	PEAK																																																																																			
Avg	<table border="1"> <thead> <tr> <th>Limit</th> <th>Read</th> <th>Ant</th> <th>Cable</th> <th>Preamp</th> <th>Aux</th> <th>APos</th> <th>TPos</th> <th>Remark</th> </tr> <tr> <th>Freq</th> <th>Level</th> <th>Line</th> <th>Margin</th> <th>Level</th> <th>Factor</th> <th>Loss</th> <th>Factor</th> <th>Factor</th> </tr> <tr> <th>MHz</th> <th>dBuV/m</th> <th>dBuV/m</th> <th>dB</th> <th>dBuV</th> <th>dB/m</th> <th>dB</th> <th>dB</th> <th>dB</th> </tr> </thead> <tbody> <tr> <td>1</td> <td>2389.63</td> <td>49.42</td> <td>54.00</td> <td>-4.58</td> <td>37.63</td> <td>32.05</td> <td>6.60</td> <td>32.86</td> <td>6.00</td> <td>222</td> <td>360</td> <td>AVERAGE</td> </tr> </tbody> </table>	Limit	Read	Ant	Cable	Preamp	Aux	APos	TPos	Remark	Freq	Level	Line	Margin	Level	Factor	Loss	Factor	Factor	MHz	dBuV/m	dBuV/m	dB	dBuV	dB/m	dB	dB	dB	1	2389.63	49.42	54.00	-4.58	37.63	32.05	6.60	32.86	6.00	222	360	AVERAGE	<table border="1"> <thead> <tr> <th>Limit</th> <th>Read</th> <th>Ant</th> <th>Cable</th> <th>Preamp</th> <th>Aux</th> <th>APos</th> <th>TPos</th> <th>Remark</th> </tr> <tr> <th>Freq</th> <th>Level</th> <th>Line</th> <th>Margin</th> <th>Level</th> <th>Factor</th> <th>Loss</th> <th>Factor</th> <th>Factor</th> </tr> <tr> <th>MHz</th> <th>dBuV/m</th> <th>dBuV/m</th> <th>dB</th> <th>dBuV</th> <th>dB/m</th> <th>dB</th> <th>dB</th> <th>dB</th> </tr> </thead> <tbody> <tr> <td>1</td> <td>2422.00</td> <td>96.06</td> <td>-----</td> <td>-----</td> <td>83.88</td> <td>32.32</td> <td>6.65</td> <td>32.79</td> <td>6.00</td> <td>222</td> <td>360</td> <td>AVERAGE</td> </tr> <tr> <td>2</td> <td>2654.00</td> <td>50.45</td> <td>-----</td> <td>-----</td> <td>37.96</td> <td>31.97</td> <td>6.97</td> <td>32.45</td> <td>6.00</td> <td>222</td> <td>360</td> <td>AVERAGE</td> </tr> </tbody> </table>	Limit	Read	Ant	Cable	Preamp	Aux	APos	TPos	Remark	Freq	Level	Line	Margin	Level	Factor	Loss	Factor	Factor	MHz	dBuV/m	dBuV/m	dB	dBuV	dB/m	dB	dB	dB	1	2422.00	96.06	-----	-----	83.88	32.32	6.65	32.79	6.00	222	360	AVERAGE	2	2654.00	50.45	-----	-----	37.96	31.97	6.97	32.45	6.00	222	360	AVERAGE
	Limit	Read	Ant	Cable	Preamp	Aux	APos	TPos	Remark																																																																																						
Freq	Level	Line	Margin	Level	Factor	Loss	Factor	Factor																																																																																							
MHz	dBuV/m	dBuV/m	dB	dBuV	dB/m	dB	dB	dB																																																																																							
1	2389.63	49.42	54.00	-4.58	37.63	32.05	6.60	32.86	6.00	222	360	AVERAGE																																																																																			
Limit	Read	Ant	Cable	Preamp	Aux	APos	TPos	Remark																																																																																							
Freq	Level	Line	Margin	Level	Factor	Loss	Factor	Factor																																																																																							
MHz	dBuV/m	dBuV/m	dB	dBuV	dB/m	dB	dB	dB																																																																																							
1	2422.00	96.06	-----	-----	83.88	32.32	6.65	32.79	6.00	222	360	AVERAGE																																																																																			
2	2654.00	50.45	-----	-----	37.96	31.97	6.97	32.45	6.00	222	360	AVERAGE																																																																																			



Mode	10																																									
	Band Edge - R																																									
	2400-2483.5_802.11n HT40_CH03_2422MHz																																									
ANT	1																																									
Pol.	Horizontal	Fundamental																																								
Peak	<table border="1"> <thead> <tr> <th>Limit</th> <th>Read</th> <th>Ant</th> <th>Cable</th> <th>Preamp</th> <th>Aux</th> <th>APos</th> <th>TPos</th> <th>Remark</th> </tr> <tr> <th>Freq</th> <th>Level</th> <th>Line</th> <th>Margin</th> <th>Level</th> <th>Factor</th> <th>Loss</th> <th>Factor</th> <th>Factor</th> </tr> <tr> <th>MHz</th> <th>dBuV/m</th> <th>dBuV/m</th> <th>dB</th> <th>dBuV</th> <th>dB/m</th> <th>dB</th> <th>dB</th> <th>dB</th> </tr> </thead> <tbody> <tr> <td>1</td> <td>2484.24</td> <td>56.35</td> <td>74.00</td> <td>-17.65</td> <td>43.47</td> <td>32.77</td> <td>6.73</td> <td>32.62</td> <td>6.00</td> <td>222</td> <td>360</td> <td>PEAK</td> </tr> </tbody> </table>	Limit	Read	Ant	Cable	Preamp	Aux	APos	TPos	Remark	Freq	Level	Line	Margin	Level	Factor	Loss	Factor	Factor	MHz	dBuV/m	dBuV/m	dB	dBuV	dB/m	dB	dB	dB	1	2484.24	56.35	74.00	-17.65	43.47	32.77	6.73	32.62	6.00	222	360	PEAK	Blank
Limit	Read	Ant	Cable	Preamp	Aux	APos	TPos	Remark																																		
Freq	Level	Line	Margin	Level	Factor	Loss	Factor	Factor																																		
MHz	dBuV/m	dBuV/m	dB	dBuV	dB/m	dB	dB	dB																																		
1	2484.24	56.35	74.00	-17.65	43.47	32.77	6.73	32.62	6.00	222	360	PEAK																														
Avg	<table border="1"> <thead> <tr> <th>Limit</th> <th>Read</th> <th>Ant</th> <th>Cable</th> <th>Preamp</th> <th>Aux</th> <th>APos</th> <th>TPos</th> <th>Remark</th> </tr> <tr> <th>Freq</th> <th>Level</th> <th>Line</th> <th>Margin</th> <th>Level</th> <th>Factor</th> <th>Loss</th> <th>Factor</th> <th>Factor</th> </tr> <tr> <th>MHz</th> <th>dBuV/m</th> <th>dBuV/m</th> <th>dB</th> <th>dBuV</th> <th>dB/m</th> <th>dB</th> <th>dB</th> <th>dB</th> </tr> </thead> <tbody> <tr> <td>1</td> <td>2498.83</td> <td>44.52</td> <td>54.00</td> <td>-9.48</td> <td>31.47</td> <td>32.89</td> <td>6.75</td> <td>32.59</td> <td>6.00</td> <td>222</td> <td>360</td> <td>AVERAGE</td> </tr> </tbody> </table>	Limit	Read	Ant	Cable	Preamp	Aux	APos	TPos	Remark	Freq	Level	Line	Margin	Level	Factor	Loss	Factor	Factor	MHz	dBuV/m	dBuV/m	dB	dBuV	dB/m	dB	dB	dB	1	2498.83	44.52	54.00	-9.48	31.47	32.89	6.75	32.59	6.00	222	360	AVERAGE	Blank
Limit	Read	Ant	Cable	Preamp	Aux	APos	TPos	Remark																																		
Freq	Level	Line	Margin	Level	Factor	Loss	Factor	Factor																																		
MHz	dBuV/m	dBuV/m	dB	dBuV	dB/m	dB	dB	dB																																		
1	2498.83	44.52	54.00	-9.48	31.47	32.89	6.75	32.59	6.00	222	360	AVERAGE																														

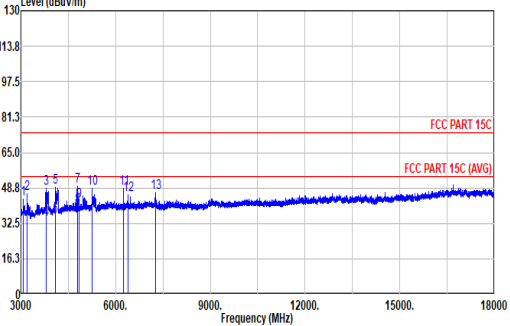
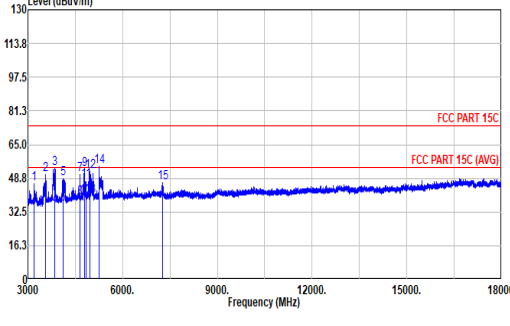
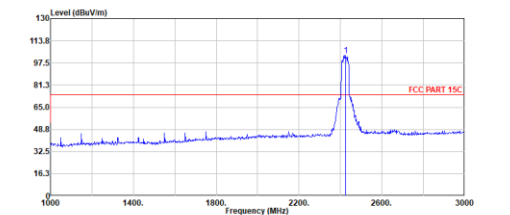
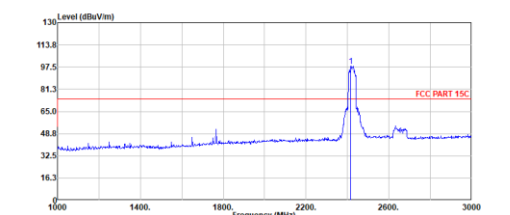


Mode	10																																																																																					
	Band Edge - L																																																																																					
	2400-2483.5_802.11n HT40_CH03_2422MHz																																																																																					
ANT	1																																																																																					
Pol.	Vertical	Fundamental																																																																																				
Peak	 <table border="1" data-bbox="263 1131 782 1254"> <thead> <tr> <th>Limit Freq</th> <th>Level</th> <th>Line</th> <th>Margin</th> <th>Read Level</th> <th>Ant Factor</th> <th>Cable Loss</th> <th>Preamp Factor</th> <th>Aux Factor</th> <th>APos</th> <th>TPos</th> <th>Remark</th> </tr> <tr> <th>MHz</th> <th>dBuV/m</th> <th>dBuV/m</th> <th>dB</th> <th>dBuV</th> <th>dB/m</th> <th>dB</th> <th>dB</th> <th>dB</th> <th>cm</th> <th>deg</th> <th></th> </tr> </thead> <tbody> <tr> <td>1</td> <td>2389.97</td> <td>63.32</td> <td>74.00</td> <td>-10.68</td> <td>51.52</td> <td>32.06</td> <td>6.60</td> <td>32.86</td> <td>6.00</td> <td>375</td> <td>97 PEAK</td> </tr> </tbody> </table>	Limit Freq	Level	Line	Margin	Read Level	Ant Factor	Cable Loss	Preamp Factor	Aux Factor	APos	TPos	Remark	MHz	dBuV/m	dBuV/m	dB	dBuV	dB/m	dB	dB	dB	cm	deg		1	2389.97	63.32	74.00	-10.68	51.52	32.06	6.60	32.86	6.00	375	97 PEAK	 <table border="1" data-bbox="917 1131 1436 1254"> <thead> <tr> <th>Limit Freq</th> <th>Level</th> <th>Line</th> <th>Margin</th> <th>Read Level</th> <th>Ant Factor</th> <th>Cable Loss</th> <th>Preamp Factor</th> <th>Aux Factor</th> <th>APos</th> <th>TPos</th> <th>Remark</th> </tr> <tr> <th>MHz</th> <th>dBuV/m</th> <th>dBuV/m</th> <th>dB</th> <th>dBuV</th> <th>dB/m</th> <th>dB</th> <th>dB</th> <th>dB</th> <th>cm</th> <th>deg</th> <th></th> </tr> </thead> <tbody> <tr> <td>1</td> <td>2422.00</td> <td>102.32</td> <td>-----</td> <td>90.09</td> <td>32.36</td> <td>6.65</td> <td>32.78</td> <td>6.00</td> <td>375</td> <td>97</td> <td>PEAK</td> </tr> </tbody> </table>	Limit Freq	Level	Line	Margin	Read Level	Ant Factor	Cable Loss	Preamp Factor	Aux Factor	APos	TPos	Remark	MHz	dBuV/m	dBuV/m	dB	dBuV	dB/m	dB	dB	dB	cm	deg		1	2422.00	102.32	-----	90.09	32.36	6.65	32.78	6.00	375	97	PEAK												
	Limit Freq	Level	Line	Margin	Read Level	Ant Factor	Cable Loss	Preamp Factor	Aux Factor	APos	TPos	Remark																																																																										
MHz	dBuV/m	dBuV/m	dB	dBuV	dB/m	dB	dB	dB	cm	deg																																																																												
1	2389.97	63.32	74.00	-10.68	51.52	32.06	6.60	32.86	6.00	375	97 PEAK																																																																											
Limit Freq	Level	Line	Margin	Read Level	Ant Factor	Cable Loss	Preamp Factor	Aux Factor	APos	TPos	Remark																																																																											
MHz	dBuV/m	dBuV/m	dB	dBuV	dB/m	dB	dB	dB	cm	deg																																																																												
1	2422.00	102.32	-----	90.09	32.36	6.65	32.78	6.00	375	97	PEAK																																																																											
Avg	 <table border="1" data-bbox="263 1792 782 1915"> <thead> <tr> <th>Limit Freq</th> <th>Level</th> <th>Line</th> <th>Margin</th> <th>Read Level</th> <th>Ant Factor</th> <th>Cable Loss</th> <th>Preamp Factor</th> <th>Aux Factor</th> <th>APos</th> <th>TPos</th> <th>Remark</th> </tr> <tr> <th>MHz</th> <th>dBuV/m</th> <th>dBuV/m</th> <th>dB</th> <th>dBuV</th> <th>dB/m</th> <th>dB</th> <th>dB</th> <th>dB</th> <th>cm</th> <th>deg</th> <th></th> </tr> </thead> <tbody> <tr> <td>1</td> <td>2389.74</td> <td>46.14</td> <td>54.00</td> <td>-7.86</td> <td>34.34</td> <td>32.06</td> <td>6.60</td> <td>32.86</td> <td>6.00</td> <td>375</td> <td>97 AVERAGE</td> </tr> </tbody> </table>	Limit Freq	Level	Line	Margin	Read Level	Ant Factor	Cable Loss	Preamp Factor	Aux Factor	APos	TPos	Remark	MHz	dBuV/m	dBuV/m	dB	dBuV	dB/m	dB	dB	dB	cm	deg		1	2389.74	46.14	54.00	-7.86	34.34	32.06	6.60	32.86	6.00	375	97 AVERAGE	 <table border="1" data-bbox="917 1792 1436 1915"> <thead> <tr> <th>Limit Freq</th> <th>Level</th> <th>Line</th> <th>Margin</th> <th>Read Level</th> <th>Ant Factor</th> <th>Cable Loss</th> <th>Preamp Factor</th> <th>Aux Factor</th> <th>APos</th> <th>TPos</th> <th>Remark</th> </tr> <tr> <th>MHz</th> <th>dBuV/m</th> <th>dBuV/m</th> <th>dB</th> <th>dBuV</th> <th>dB/m</th> <th>dB</th> <th>dB</th> <th>dB</th> <th>cm</th> <th>deg</th> <th></th> </tr> </thead> <tbody> <tr> <td>1</td> <td>2422.00</td> <td>92.79</td> <td>-----</td> <td>80.61</td> <td>32.32</td> <td>6.65</td> <td>32.79</td> <td>6.00</td> <td>375</td> <td>97</td> <td>AVERAGE</td> </tr> <tr> <td>2</td> <td>2656.00</td> <td>51.04</td> <td>-----</td> <td>38.56</td> <td>31.95</td> <td>6.98</td> <td>32.45</td> <td>6.00</td> <td>375</td> <td>97</td> <td>AVERAGE</td> </tr> </tbody> </table>	Limit Freq	Level	Line	Margin	Read Level	Ant Factor	Cable Loss	Preamp Factor	Aux Factor	APos	TPos	Remark	MHz	dBuV/m	dBuV/m	dB	dBuV	dB/m	dB	dB	dB	cm	deg		1	2422.00	92.79	-----	80.61	32.32	6.65	32.79	6.00	375	97	AVERAGE	2	2656.00	51.04	-----	38.56	31.95	6.98	32.45	6.00	375	97	AVERAGE
	Limit Freq	Level	Line	Margin	Read Level	Ant Factor	Cable Loss	Preamp Factor	Aux Factor	APos	TPos	Remark																																																																										
MHz	dBuV/m	dBuV/m	dB	dBuV	dB/m	dB	dB	dB	cm	deg																																																																												
1	2389.74	46.14	54.00	-7.86	34.34	32.06	6.60	32.86	6.00	375	97 AVERAGE																																																																											
Limit Freq	Level	Line	Margin	Read Level	Ant Factor	Cable Loss	Preamp Factor	Aux Factor	APos	TPos	Remark																																																																											
MHz	dBuV/m	dBuV/m	dB	dBuV	dB/m	dB	dB	dB	cm	deg																																																																												
1	2422.00	92.79	-----	80.61	32.32	6.65	32.79	6.00	375	97	AVERAGE																																																																											
2	2656.00	51.04	-----	38.56	31.95	6.98	32.45	6.00	375	97	AVERAGE																																																																											



Mode	10																																								
	Band Edge - R																																								
	2400-2483.5_802.11n HT40_CH03_2422MHz																																								
ANT	1																																								
Pol.	Vertical	Fundamental																																							
Peak	<table border="1"> <thead> <tr> <th>Limit</th> <th>Read</th> <th>Ant</th> <th>Cable</th> <th>Preamp</th> <th>Aux</th> <th>APos</th> <th>TPos</th> <th>Remark</th> </tr> <tr> <th>Freq</th> <th>Level</th> <th>Line</th> <th>Margin</th> <th>Level</th> <th>Factor</th> <th>Loss</th> <th>Factor</th> <th>Factor</th> </tr> <tr> <th>MHz</th> <th>dBuV/m</th> <th>dBuV/m</th> <th>dB</th> <th>dBuV</th> <th>dB/m</th> <th>dB</th> <th>dB</th> <th>dB</th> </tr> </thead> <tbody> <tr> <td>1</td> <td>2498.99</td> <td>56.04</td> <td>74.00</td> <td>-17.96</td> <td>42.98</td> <td>32.89</td> <td>6.75</td> <td>32.58</td> <td>6.00</td> <td>375</td> <td>97 PEAK</td> </tr> </tbody> </table>	Limit	Read	Ant	Cable	Preamp	Aux	APos	TPos	Remark	Freq	Level	Line	Margin	Level	Factor	Loss	Factor	Factor	MHz	dBuV/m	dBuV/m	dB	dBuV	dB/m	dB	dB	dB	1	2498.99	56.04	74.00	-17.96	42.98	32.89	6.75	32.58	6.00	375	97 PEAK	Blank
Limit	Read	Ant	Cable	Preamp	Aux	APos	TPos	Remark																																	
Freq	Level	Line	Margin	Level	Factor	Loss	Factor	Factor																																	
MHz	dBuV/m	dBuV/m	dB	dBuV	dB/m	dB	dB	dB																																	
1	2498.99	56.04	74.00	-17.96	42.98	32.89	6.75	32.58	6.00	375	97 PEAK																														
Avg	<table border="1"> <thead> <tr> <th>Limit</th> <th>Read</th> <th>Ant</th> <th>Cable</th> <th>Preamp</th> <th>Aux</th> <th>APos</th> <th>TPos</th> <th>Remark</th> </tr> <tr> <th>Freq</th> <th>Level</th> <th>Line</th> <th>Margin</th> <th>Level</th> <th>Factor</th> <th>Loss</th> <th>Factor</th> <th>Factor</th> </tr> <tr> <th>MHz</th> <th>dBuV/m</th> <th>dBuV/m</th> <th>dB</th> <th>dBuV</th> <th>dB/m</th> <th>dB</th> <th>dB</th> <th>dB</th> </tr> </thead> <tbody> <tr> <td>1</td> <td>2494.46</td> <td>44.40</td> <td>54.00</td> <td>-9.60</td> <td>31.39</td> <td>32.86</td> <td>6.75</td> <td>32.60</td> <td>6.00</td> <td>375</td> <td>97 AVERAGE</td> </tr> </tbody> </table>	Limit	Read	Ant	Cable	Preamp	Aux	APos	TPos	Remark	Freq	Level	Line	Margin	Level	Factor	Loss	Factor	Factor	MHz	dBuV/m	dBuV/m	dB	dBuV	dB/m	dB	dB	dB	1	2494.46	44.40	54.00	-9.60	31.39	32.86	6.75	32.60	6.00	375	97 AVERAGE	Blank
Limit	Read	Ant	Cable	Preamp	Aux	APos	TPos	Remark																																	
Freq	Level	Line	Margin	Level	Factor	Loss	Factor	Factor																																	
MHz	dBuV/m	dBuV/m	dB	dBuV	dB/m	dB	dB	dB																																	
1	2494.46	44.40	54.00	-9.60	31.39	32.86	6.75	32.60	6.00	375	97 AVERAGE																														



Mode	10																																																																																																																																																																																																																																																																																																																																																																																																							
	Harmonic																																																																																																																																																																																																																																																																																																																																																																																																							
	2400-2483.5_802.11n_HT40_CH03_2422MHz																																																																																																																																																																																																																																																																																																																																																																																																							
ANT	1																																																																																																																																																																																																																																																																																																																																																																																																							
Pol.	Horizontal	Vertical																																																																																																																																																																																																																																																																																																																																																																																																						
Peak Avg	 <table border="1"> <thead> <tr> <th>Peak</th> <th>Freq (MHz)</th> <th>Level (dBuV/m)</th> <th>Limit (dBuV/m)</th> <th>Over (dB)</th> <th>Read (dBuV/m)</th> <th>Ant Factor (dB)</th> <th>Cable Loss (dB)</th> <th>Preamp Loss (dB)</th> <th>Aux Factor (dB)</th> <th>APos (cm)</th> <th>TPos (deg)</th> <th>Remark</th> </tr> </thead> <tbody> <tr><td>1</td><td>3064.00</td><td>43.71</td><td>82.93</td><td>-39.22</td><td>65.56</td><td>33.27</td><td>8.15</td><td>63.27</td><td>0.00</td><td>---</td><td>---</td><td>Peak</td></tr> <tr><td>2</td><td>3199.00</td><td>46.12</td><td>82.93</td><td>-36.81</td><td>67.97</td><td>33.00</td><td>8.33</td><td>63.18</td><td>0.00</td><td>---</td><td>---</td><td>Peak</td></tr> <tr><td>3</td><td>3799.00</td><td>48.37</td><td>74.00</td><td>-25.63</td><td>69.46</td><td>33.60</td><td>9.11</td><td>63.80</td><td>0.00</td><td>300</td><td>126</td><td>Peak</td></tr> <tr><td>4</td><td>3799.00</td><td>34.16</td><td>54.00</td><td>-19.84</td><td>55.25</td><td>33.60</td><td>9.11</td><td>63.80</td><td>0.00</td><td>300</td><td>126</td><td>Average</td></tr> <tr><td>5</td><td>4800.00</td><td>48.84</td><td>74.00</td><td>-25.16</td><td>69.44</td><td>33.46</td><td>9.57</td><td>63.63</td><td>0.00</td><td>100</td><td>118</td><td>Peak</td></tr> <tr><td>6</td><td>4800.00</td><td>35.66</td><td>54.00</td><td>-18.34</td><td>56.26</td><td>33.46</td><td>9.57</td><td>63.63</td><td>0.00</td><td>100</td><td>118</td><td>Average</td></tr> <tr><td>7</td><td>4783.00</td><td>49.50</td><td>74.00</td><td>-24.50</td><td>68.38</td><td>34.33</td><td>10.27</td><td>63.48</td><td>0.00</td><td>300</td><td>313</td><td>Peak</td></tr> <tr><td>8</td><td>4783.00</td><td>40.12</td><td>54.00</td><td>-13.88</td><td>59.00</td><td>34.33</td><td>10.27</td><td>63.48</td><td>0.00</td><td>300</td><td>313</td><td>Average</td></tr> <tr><td>9</td><td>4844.00</td><td>42.75</td><td>74.00</td><td>-31.25</td><td>61.50</td><td>34.39</td><td>10.34</td><td>63.48</td><td>0.00</td><td>---</td><td>---</td><td>PEAK</td></tr> <tr><td>10</td><td>5247.00</td><td>48.49</td><td>82.93</td><td>-34.44</td><td>66.76</td><td>34.60</td><td>10.70</td><td>63.57</td><td>0.00</td><td>---</td><td>---</td><td>Peak</td></tr> <tr><td>11</td><td>6258.00</td><td>48.62</td><td>82.93</td><td>-34.31</td><td>65.26</td><td>35.42</td><td>11.73</td><td>63.79</td><td>0.00</td><td>---</td><td>---</td><td>Peak</td></tr> <tr><td>12</td><td>6387.00</td><td>45.64</td><td>82.93</td><td>-37.29</td><td>61.93</td><td>35.60</td><td>11.86</td><td>63.75</td><td>0.00</td><td>---</td><td>---</td><td>Peak</td></tr> <tr><td>13</td><td>7273.00</td><td>46.47</td><td>74.00</td><td>-27.53</td><td>61.51</td><td>35.80</td><td>12.81</td><td>63.65</td><td>0.00</td><td>---</td><td>---</td><td>Peak</td></tr> </tbody> </table>	Peak	Freq (MHz)	Level (dBuV/m)	Limit (dBuV/m)	Over (dB)	Read (dBuV/m)	Ant Factor (dB)	Cable Loss (dB)	Preamp Loss (dB)	Aux Factor (dB)	APos (cm)	TPos (deg)	Remark	1	3064.00	43.71	82.93	-39.22	65.56	33.27	8.15	63.27	0.00	---	---	Peak	2	3199.00	46.12	82.93	-36.81	67.97	33.00	8.33	63.18	0.00	---	---	Peak	3	3799.00	48.37	74.00	-25.63	69.46	33.60	9.11	63.80	0.00	300	126	Peak	4	3799.00	34.16	54.00	-19.84	55.25	33.60	9.11	63.80	0.00	300	126	Average	5	4800.00	48.84	74.00	-25.16	69.44	33.46	9.57	63.63	0.00	100	118	Peak	6	4800.00	35.66	54.00	-18.34	56.26	33.46	9.57	63.63	0.00	100	118	Average	7	4783.00	49.50	74.00	-24.50	68.38	34.33	10.27	63.48	0.00	300	313	Peak	8	4783.00	40.12	54.00	-13.88	59.00	34.33	10.27	63.48	0.00	300	313	Average	9	4844.00	42.75	74.00	-31.25	61.50	34.39	10.34	63.48	0.00	---	---	PEAK	10	5247.00	48.49	82.93	-34.44	66.76	34.60	10.70	63.57	0.00	---	---	Peak	11	6258.00	48.62	82.93	-34.31	65.26	35.42	11.73	63.79	0.00	---	---	Peak	12	6387.00	45.64	82.93	-37.29	61.93	35.60	11.86	63.75	0.00	---	---	Peak	13	7273.00	46.47	74.00	-27.53	61.51	35.80	12.81	63.65	0.00	---	---	Peak	 <table border="1"> <thead> <tr> <th>Peak</th> <th>Freq (MHz)</th> <th>Level (dBuV/m)</th> <th>Limit (dBuV/m)</th> <th>Over (dB)</th> <th>Read (dBuV/m)</th> <th>Ant Factor (dB)</th> <th>Cable Loss (dB)</th> <th>Preamp Loss (dB)</th> <th>Aux Factor (dB)</th> <th>APos (cm)</th> <th>TPos (deg)</th> <th>Remark</th> </tr> </thead> <tbody> <tr><td>1</td><td>3192.00</td><td>46.11</td><td>78.29</td><td>-32.18</td><td>67.98</td><td>33.00</td><td>8.32</td><td>63.19</td><td>0.00</td><td>---</td><td>---</td><td>Peak</td></tr> <tr><td>2</td><td>3565.00</td><td>50.71</td><td>78.29</td><td>-27.58</td><td>72.59</td><td>33.18</td><td>8.73</td><td>63.71</td><td>0.00</td><td>---</td><td>---</td><td>Peak</td></tr> <tr><td>3</td><td>3858.00</td><td>53.39</td><td>74.00</td><td>-20.61</td><td>74.39</td><td>33.52</td><td>9.24</td><td>63.76</td><td>0.00</td><td>300</td><td>37</td><td>Peak</td></tr> <tr><td>4</td><td>3858.00</td><td>35.48</td><td>54.00</td><td>-18.52</td><td>56.40</td><td>33.52</td><td>9.24</td><td>63.76</td><td>0.00</td><td>300</td><td>37</td><td>Average</td></tr> <tr><td>5</td><td>4123.00</td><td>48.70</td><td>74.00</td><td>-25.30</td><td>69.26</td><td>33.45</td><td>9.59</td><td>63.60</td><td>0.00</td><td>100</td><td>286</td><td>Peak</td></tr> <tr><td>6</td><td>4123.00</td><td>36.14</td><td>54.00</td><td>-17.86</td><td>56.70</td><td>33.45</td><td>9.59</td><td>63.60</td><td>0.00</td><td>100</td><td>286</td><td>Average</td></tr> <tr><td>7</td><td>4654.00</td><td>50.73</td><td>74.00</td><td>-23.27</td><td>69.64</td><td>34.48</td><td>10.10</td><td>63.49</td><td>0.00</td><td>143</td><td>360</td><td>Peak</td></tr> <tr><td>8</td><td>4654.00</td><td>39.19</td><td>54.00</td><td>-14.81</td><td>58.10</td><td>34.48</td><td>10.10</td><td>63.49</td><td>0.00</td><td>143</td><td>360</td><td>Average</td></tr> <tr><td>9</td><td>4794.00</td><td>53.19</td><td>74.00</td><td>-20.81</td><td>72.08</td><td>34.31</td><td>10.28</td><td>63.48</td><td>0.00</td><td>115</td><td>360</td><td>Peak</td></tr> <tr><td>10</td><td>4794.00</td><td>39.68</td><td>54.00</td><td>-14.32</td><td>58.57</td><td>34.31</td><td>10.28</td><td>63.48</td><td>0.00</td><td>115</td><td>360</td><td>Average</td></tr> <tr><td>11</td><td>4844.00</td><td>47.52</td><td>74.00</td><td>-26.48</td><td>66.27</td><td>34.39</td><td>10.34</td><td>63.48</td><td>0.00</td><td>---</td><td>---</td><td>PEAK</td></tr> <tr><td>12</td><td>4956.00</td><td>51.01</td><td>74.00</td><td>-22.19</td><td>70.39</td><td>34.41</td><td>10.49</td><td>63.48</td><td>0.00</td><td>100</td><td>262</td><td>Peak</td></tr> <tr><td>13</td><td>4956.00</td><td>40.02</td><td>54.00</td><td>-13.98</td><td>58.60</td><td>34.41</td><td>10.49</td><td>63.48</td><td>0.00</td><td>100</td><td>262</td><td>Average</td></tr> <tr><td>14</td><td>5247.00</td><td>54.50</td><td>78.29</td><td>-23.79</td><td>72.77</td><td>34.60</td><td>10.70</td><td>63.57</td><td>0.00</td><td>---</td><td>---</td><td>Peak</td></tr> <tr><td>15</td><td>7267.00</td><td>46.50</td><td>74.00</td><td>-27.50</td><td>61.54</td><td>35.80</td><td>12.81</td><td>63.65</td><td>0.00</td><td>---</td><td>---</td><td>Peak</td></tr> </tbody> </table>	Peak	Freq (MHz)	Level (dBuV/m)	Limit (dBuV/m)	Over (dB)	Read (dBuV/m)	Ant Factor (dB)	Cable Loss (dB)	Preamp Loss (dB)	Aux Factor (dB)	APos (cm)	TPos (deg)	Remark	1	3192.00	46.11	78.29	-32.18	67.98	33.00	8.32	63.19	0.00	---	---	Peak	2	3565.00	50.71	78.29	-27.58	72.59	33.18	8.73	63.71	0.00	---	---	Peak	3	3858.00	53.39	74.00	-20.61	74.39	33.52	9.24	63.76	0.00	300	37	Peak	4	3858.00	35.48	54.00	-18.52	56.40	33.52	9.24	63.76	0.00	300	37	Average	5	4123.00	48.70	74.00	-25.30	69.26	33.45	9.59	63.60	0.00	100	286	Peak	6	4123.00	36.14	54.00	-17.86	56.70	33.45	9.59	63.60	0.00	100	286	Average	7	4654.00	50.73	74.00	-23.27	69.64	34.48	10.10	63.49	0.00	143	360	Peak	8	4654.00	39.19	54.00	-14.81	58.10	34.48	10.10	63.49	0.00	143	360	Average	9	4794.00	53.19	74.00	-20.81	72.08	34.31	10.28	63.48	0.00	115	360	Peak	10	4794.00	39.68	54.00	-14.32	58.57	34.31	10.28	63.48	0.00	115	360	Average	11	4844.00	47.52	74.00	-26.48	66.27	34.39	10.34	63.48	0.00	---	---	PEAK	12	4956.00	51.01	74.00	-22.19	70.39	34.41	10.49	63.48	0.00	100	262	Peak	13	4956.00	40.02	54.00	-13.98	58.60	34.41	10.49	63.48	0.00	100	262	Average	14	5247.00	54.50	78.29	-23.79	72.77	34.60	10.70	63.57	0.00	---	---	Peak	15	7267.00	46.50	74.00	-27.50	61.54	35.80	12.81	63.65	0.00	---	---	Peak
Peak	Freq (MHz)	Level (dBuV/m)	Limit (dBuV/m)	Over (dB)	Read (dBuV/m)	Ant Factor (dB)	Cable Loss (dB)	Preamp Loss (dB)	Aux Factor (dB)	APos (cm)	TPos (deg)	Remark																																																																																																																																																																																																																																																																																																																																																																																												
1	3064.00	43.71	82.93	-39.22	65.56	33.27	8.15	63.27	0.00	---	---	Peak																																																																																																																																																																																																																																																																																																																																																																																												
2	3199.00	46.12	82.93	-36.81	67.97	33.00	8.33	63.18	0.00	---	---	Peak																																																																																																																																																																																																																																																																																																																																																																																												
3	3799.00	48.37	74.00	-25.63	69.46	33.60	9.11	63.80	0.00	300	126	Peak																																																																																																																																																																																																																																																																																																																																																																																												
4	3799.00	34.16	54.00	-19.84	55.25	33.60	9.11	63.80	0.00	300	126	Average																																																																																																																																																																																																																																																																																																																																																																																												
5	4800.00	48.84	74.00	-25.16	69.44	33.46	9.57	63.63	0.00	100	118	Peak																																																																																																																																																																																																																																																																																																																																																																																												
6	4800.00	35.66	54.00	-18.34	56.26	33.46	9.57	63.63	0.00	100	118	Average																																																																																																																																																																																																																																																																																																																																																																																												
7	4783.00	49.50	74.00	-24.50	68.38	34.33	10.27	63.48	0.00	300	313	Peak																																																																																																																																																																																																																																																																																																																																																																																												
8	4783.00	40.12	54.00	-13.88	59.00	34.33	10.27	63.48	0.00	300	313	Average																																																																																																																																																																																																																																																																																																																																																																																												
9	4844.00	42.75	74.00	-31.25	61.50	34.39	10.34	63.48	0.00	---	---	PEAK																																																																																																																																																																																																																																																																																																																																																																																												
10	5247.00	48.49	82.93	-34.44	66.76	34.60	10.70	63.57	0.00	---	---	Peak																																																																																																																																																																																																																																																																																																																																																																																												
11	6258.00	48.62	82.93	-34.31	65.26	35.42	11.73	63.79	0.00	---	---	Peak																																																																																																																																																																																																																																																																																																																																																																																												
12	6387.00	45.64	82.93	-37.29	61.93	35.60	11.86	63.75	0.00	---	---	Peak																																																																																																																																																																																																																																																																																																																																																																																												
13	7273.00	46.47	74.00	-27.53	61.51	35.80	12.81	63.65	0.00	---	---	Peak																																																																																																																																																																																																																																																																																																																																																																																												
Peak	Freq (MHz)	Level (dBuV/m)	Limit (dBuV/m)	Over (dB)	Read (dBuV/m)	Ant Factor (dB)	Cable Loss (dB)	Preamp Loss (dB)	Aux Factor (dB)	APos (cm)	TPos (deg)	Remark																																																																																																																																																																																																																																																																																																																																																																																												
1	3192.00	46.11	78.29	-32.18	67.98	33.00	8.32	63.19	0.00	---	---	Peak																																																																																																																																																																																																																																																																																																																																																																																												
2	3565.00	50.71	78.29	-27.58	72.59	33.18	8.73	63.71	0.00	---	---	Peak																																																																																																																																																																																																																																																																																																																																																																																												
3	3858.00	53.39	74.00	-20.61	74.39	33.52	9.24	63.76	0.00	300	37	Peak																																																																																																																																																																																																																																																																																																																																																																																												
4	3858.00	35.48	54.00	-18.52	56.40	33.52	9.24	63.76	0.00	300	37	Average																																																																																																																																																																																																																																																																																																																																																																																												
5	4123.00	48.70	74.00	-25.30	69.26	33.45	9.59	63.60	0.00	100	286	Peak																																																																																																																																																																																																																																																																																																																																																																																												
6	4123.00	36.14	54.00	-17.86	56.70	33.45	9.59	63.60	0.00	100	286	Average																																																																																																																																																																																																																																																																																																																																																																																												
7	4654.00	50.73	74.00	-23.27	69.64	34.48	10.10	63.49	0.00	143	360	Peak																																																																																																																																																																																																																																																																																																																																																																																												
8	4654.00	39.19	54.00	-14.81	58.10	34.48	10.10	63.49	0.00	143	360	Average																																																																																																																																																																																																																																																																																																																																																																																												
9	4794.00	53.19	74.00	-20.81	72.08	34.31	10.28	63.48	0.00	115	360	Peak																																																																																																																																																																																																																																																																																																																																																																																												
10	4794.00	39.68	54.00	-14.32	58.57	34.31	10.28	63.48	0.00	115	360	Average																																																																																																																																																																																																																																																																																																																																																																																												
11	4844.00	47.52	74.00	-26.48	66.27	34.39	10.34	63.48	0.00	---	---	PEAK																																																																																																																																																																																																																																																																																																																																																																																												
12	4956.00	51.01	74.00	-22.19	70.39	34.41	10.49	63.48	0.00	100	262	Peak																																																																																																																																																																																																																																																																																																																																																																																												
13	4956.00	40.02	54.00	-13.98	58.60	34.41	10.49	63.48	0.00	100	262	Average																																																																																																																																																																																																																																																																																																																																																																																												
14	5247.00	54.50	78.29	-23.79	72.77	34.60	10.70	63.57	0.00	---	---	Peak																																																																																																																																																																																																																																																																																																																																																																																												
15	7267.00	46.50	74.00	-27.50	61.54	35.80	12.81	63.65	0.00	---	---	Peak																																																																																																																																																																																																																																																																																																																																																																																												
100K Ref. Level	 <table border="1"> <thead> <tr> <th>Peak</th> <th>Freq (MHz)</th> <th>Level (dBuV/m)</th> <th>Limit (dBuV/m)</th> <th>Over (dB)</th> <th>Read (dBuV/m)</th> <th>Ant Factor (dB)</th> <th>Cable Loss (dB)</th> <th>Preamp Loss (dB)</th> <th>Aux Factor (dB)</th> <th>APos (cm)</th> <th>TPos (deg)</th> <th>Remark</th> </tr> </thead> <tbody> <tr><td>1</td><td>2426.00</td><td>102.93</td><td>74.00</td><td>28.93</td><td>99.70</td><td>32.36</td><td>6.65</td><td>32.78</td><td>6.00</td><td>300</td><td>218</td><td>Peak</td></tr> </tbody> </table>	Peak	Freq (MHz)	Level (dBuV/m)	Limit (dBuV/m)	Over (dB)	Read (dBuV/m)	Ant Factor (dB)	Cable Loss (dB)	Preamp Loss (dB)	Aux Factor (dB)	APos (cm)	TPos (deg)	Remark	1	2426.00	102.93	74.00	28.93	99.70	32.36	6.65	32.78	6.00	300	218	Peak	 <table border="1"> <thead> <tr> <th>Peak</th> <th>Freq (MHz)</th> <th>Level (dBuV/m)</th> <th>Limit (dBuV/m)</th> <th>Over (dB)</th> <th>Read (dBuV/m)</th> <th>Ant Factor (dB)</th> <th>Cable Loss (dB)</th> <th>Preamp Loss (dB)</th> <th>Aux Factor (dB)</th> <th>APos (cm)</th> <th>TPos (deg)</th> <th>Remark</th> </tr> </thead> <tbody> <tr><td>1</td><td>2416.00</td><td>98.29</td><td>74.00</td><td>24.29</td><td>86.15</td><td>32.30</td><td>6.64</td><td>32.80</td><td>6.00</td><td>300</td><td>289</td><td>Peak</td></tr> </tbody> </table>	Peak	Freq (MHz)	Level (dBuV/m)	Limit (dBuV/m)	Over (dB)	Read (dBuV/m)	Ant Factor (dB)	Cable Loss (dB)	Preamp Loss (dB)	Aux Factor (dB)	APos (cm)	TPos (deg)	Remark	1	2416.00	98.29	74.00	24.29	86.15	32.30	6.64	32.80	6.00	300	289	Peak																																																																																																																																																																																																																																																																																																																																																		
Peak	Freq (MHz)	Level (dBuV/m)	Limit (dBuV/m)	Over (dB)	Read (dBuV/m)	Ant Factor (dB)	Cable Loss (dB)	Preamp Loss (dB)	Aux Factor (dB)	APos (cm)	TPos (deg)	Remark																																																																																																																																																																																																																																																																																																																																																																																												
1	2426.00	102.93	74.00	28.93	99.70	32.36	6.65	32.78	6.00	300	218	Peak																																																																																																																																																																																																																																																																																																																																																																																												
Peak	Freq (MHz)	Level (dBuV/m)	Limit (dBuV/m)	Over (dB)	Read (dBuV/m)	Ant Factor (dB)	Cable Loss (dB)	Preamp Loss (dB)	Aux Factor (dB)	APos (cm)	TPos (deg)	Remark																																																																																																																																																																																																																																																																																																																																																																																												
1	2416.00	98.29	74.00	24.29	86.15	32.30	6.64	32.80	6.00	300	289	Peak																																																																																																																																																																																																																																																																																																																																																																																												



11																																																																																																																																																																		
Mode																																																																																																																																																																		
Harmonic																																																																																																																																																																		
2400-2483.5_802.11n_HT40_CH06_2437MHz																																																																																																																																																																		
ANT																																																																																																																																																																		
1																																																																																																																																																																		
Pol.	Horizontal																																																																																																																																																																	
Pol.	Vertical																																																																																																																																																																	
Peak Avg	<table border="1"> <thead> <tr> <th>Limit</th> <th>Read</th> <th>Ant</th> <th>Cable</th> <th>Preamp</th> <th>Aux</th> <th>Apos</th> <th>Tpos</th> <th>Remark</th> </tr> <tr> <th>Freq</th> <th>Level</th> <th>Line</th> <th>Margin</th> <th>Level</th> <th>Factor</th> <th>Loss</th> <th>Factor</th> <th>Factor</th> </tr> </thead> <tbody> <tr><td>1</td><td>3580.00</td><td>46.12</td><td>83.85</td><td>-37.73</td><td>68.01</td><td>33.10</td><td>8.74</td><td>63.73</td><td>0.00</td><td>---</td><td>---</td><td>Peak</td></tr> <tr><td>2</td><td>3823.00</td><td>50.74</td><td>74.00</td><td>-23.26</td><td>71.81</td><td>33.55</td><td>9.16</td><td>63.78</td><td>0.00</td><td>300</td><td>230</td><td>Peak</td></tr> <tr><td>3</td><td>3823.00</td><td>32.59</td><td>54.00</td><td>-21.41</td><td>53.66</td><td>33.55</td><td>9.16</td><td>63.78</td><td>0.00</td><td>300</td><td>230</td><td>Average</td></tr> <tr><td>4</td><td>4147.00</td><td>50.04</td><td>74.00</td><td>-23.96</td><td>70.62</td><td>33.41</td><td>9.60</td><td>63.59</td><td>0.00</td><td>100</td><td>138</td><td>Peak</td></tr> <tr><td>5</td><td>4147.00</td><td>33.59</td><td>54.00</td><td>-20.41</td><td>54.17</td><td>33.41</td><td>9.60</td><td>63.59</td><td>0.00</td><td>100</td><td>138</td><td>Average</td></tr> <tr><td>6</td><td>4780.00</td><td>46.64</td><td>74.00</td><td>-27.36</td><td>65.53</td><td>34.32</td><td>10.27</td><td>63.48</td><td>0.00</td><td>---</td><td>---</td><td>Peak</td></tr> <tr><td>7</td><td>4874.00</td><td>41.90</td><td>74.00</td><td>-32.10</td><td>60.55</td><td>34.45</td><td>10.38</td><td>63.48</td><td>0.00</td><td>---</td><td>---</td><td>PEAK</td></tr> <tr><td>8</td><td>4957.00</td><td>45.94</td><td>74.00</td><td>-28.06</td><td>64.51</td><td>34.41</td><td>10.50</td><td>63.48</td><td>0.00</td><td>---</td><td>---</td><td>Peak</td></tr> <tr><td>9</td><td>5320.00</td><td>47.51</td><td>83.85</td><td>-36.34</td><td>65.62</td><td>34.70</td><td>10.79</td><td>63.00</td><td>0.00</td><td>---</td><td>---</td><td>Peak</td></tr> <tr><td>10</td><td>6246.00</td><td>45.19</td><td>83.85</td><td>-38.66</td><td>61.86</td><td>35.40</td><td>11.72</td><td>63.79</td><td>0.00</td><td>---</td><td>---</td><td>Peak</td></tr> <tr><td>11</td><td>7311.00</td><td>41.83</td><td>74.00</td><td>-32.17</td><td>56.86</td><td>35.82</td><td>12.82</td><td>63.67</td><td>0.00</td><td>---</td><td>---</td><td>PEAK</td></tr> </tbody> </table>	Limit	Read	Ant	Cable	Preamp	Aux	Apos	Tpos	Remark	Freq	Level	Line	Margin	Level	Factor	Loss	Factor	Factor	1	3580.00	46.12	83.85	-37.73	68.01	33.10	8.74	63.73	0.00	---	---	Peak	2	3823.00	50.74	74.00	-23.26	71.81	33.55	9.16	63.78	0.00	300	230	Peak	3	3823.00	32.59	54.00	-21.41	53.66	33.55	9.16	63.78	0.00	300	230	Average	4	4147.00	50.04	74.00	-23.96	70.62	33.41	9.60	63.59	0.00	100	138	Peak	5	4147.00	33.59	54.00	-20.41	54.17	33.41	9.60	63.59	0.00	100	138	Average	6	4780.00	46.64	74.00	-27.36	65.53	34.32	10.27	63.48	0.00	---	---	Peak	7	4874.00	41.90	74.00	-32.10	60.55	34.45	10.38	63.48	0.00	---	---	PEAK	8	4957.00	45.94	74.00	-28.06	64.51	34.41	10.50	63.48	0.00	---	---	Peak	9	5320.00	47.51	83.85	-36.34	65.62	34.70	10.79	63.00	0.00	---	---	Peak	10	6246.00	45.19	83.85	-38.66	61.86	35.40	11.72	63.79	0.00	---	---	Peak	11	7311.00	41.83	74.00	-32.17	56.86	35.82	12.82	63.67	0.00	---	---	PEAK
Limit	Read	Ant	Cable	Preamp	Aux	Apos	Tpos	Remark																																																																																																																																																										
Freq	Level	Line	Margin	Level	Factor	Loss	Factor	Factor																																																																																																																																																										
1	3580.00	46.12	83.85	-37.73	68.01	33.10	8.74	63.73	0.00	---	---	Peak																																																																																																																																																						
2	3823.00	50.74	74.00	-23.26	71.81	33.55	9.16	63.78	0.00	300	230	Peak																																																																																																																																																						
3	3823.00	32.59	54.00	-21.41	53.66	33.55	9.16	63.78	0.00	300	230	Average																																																																																																																																																						
4	4147.00	50.04	74.00	-23.96	70.62	33.41	9.60	63.59	0.00	100	138	Peak																																																																																																																																																						
5	4147.00	33.59	54.00	-20.41	54.17	33.41	9.60	63.59	0.00	100	138	Average																																																																																																																																																						
6	4780.00	46.64	74.00	-27.36	65.53	34.32	10.27	63.48	0.00	---	---	Peak																																																																																																																																																						
7	4874.00	41.90	74.00	-32.10	60.55	34.45	10.38	63.48	0.00	---	---	PEAK																																																																																																																																																						
8	4957.00	45.94	74.00	-28.06	64.51	34.41	10.50	63.48	0.00	---	---	Peak																																																																																																																																																						
9	5320.00	47.51	83.85	-36.34	65.62	34.70	10.79	63.00	0.00	---	---	Peak																																																																																																																																																						
10	6246.00	45.19	83.85	-38.66	61.86	35.40	11.72	63.79	0.00	---	---	Peak																																																																																																																																																						
11	7311.00	41.83	74.00	-32.17	56.86	35.82	12.82	63.67	0.00	---	---	PEAK																																																																																																																																																						
100K Ref. Level	<table border="1"> <thead> <tr> <th>Limit</th> <th>Read</th> <th>Ant</th> <th>Cable</th> <th>Preamp</th> <th>Aux</th> <th>Apos</th> <th>Tpos</th> <th>Remark</th> </tr> <tr> <th>Freq</th> <th>Level</th> <th>Line</th> <th>Margin</th> <th>Level</th> <th>Factor</th> <th>Loss</th> <th>Factor</th> <th>Factor</th> </tr> </thead> <tbody> <tr><td>1</td><td>2437.00</td><td>103.85</td><td>74.00</td><td>29.85</td><td>91.55</td><td>32.40</td><td>6.66</td><td>32.76</td><td>6.00</td><td>100</td><td>211</td><td>PEAK</td></tr> </tbody> </table>	Limit	Read	Ant	Cable	Preamp	Aux	Apos	Tpos	Remark	Freq	Level	Line	Margin	Level	Factor	Loss	Factor	Factor	1	2437.00	103.85	74.00	29.85	91.55	32.40	6.66	32.76	6.00	100	211	PEAK																																																																																																																																		
Limit	Read	Ant	Cable	Preamp	Aux	Apos	Tpos	Remark																																																																																																																																																										
Freq	Level	Line	Margin	Level	Factor	Loss	Factor	Factor																																																																																																																																																										
1	2437.00	103.85	74.00	29.85	91.55	32.40	6.66	32.76	6.00	100	211	PEAK																																																																																																																																																						



Mode	12																																																																																																					
	Band Edge - L																																																																																																					
	2400-2483.5_802.11n HT40_CH09_2452MHz																																																																																																					
ANT	1																																																																																																					
Pol.	Horizontal	Fundamental																																																																																																				
Peak	<table border="1"> <thead> <tr> <th>Limit</th> <th>Read</th> <th>Ant</th> <th>Cable</th> <th>Aux</th> <th>APos</th> <th>TPos</th> <th>Remark</th> </tr> <tr> <th>Freq</th> <th>Level</th> <th>Line</th> <th>Margin</th> <th>Level</th> <th>Factor</th> <th>Loss</th> <th>Factor</th> </tr> <tr> <th>MHz</th> <th>dBuV/m</th> <th>dBuV/m</th> <th>dB</th> <th>dBuV</th> <th>dB/m</th> <th>dB</th> <th>dB</th> </tr> </thead> <tbody> <tr> <td>1</td> <td>2366.23</td> <td>55.51</td> <td>74.00</td> <td>-18.49</td> <td>44.11</td> <td>31.73</td> <td>6.57</td> <td>32.90</td> <td>6.00</td> <td>100</td> <td>148</td> <td>PEAK</td> </tr> </tbody> </table>	Limit	Read	Ant	Cable	Aux	APos	TPos	Remark	Freq	Level	Line	Margin	Level	Factor	Loss	Factor	MHz	dBuV/m	dBuV/m	dB	dBuV	dB/m	dB	dB	1	2366.23	55.51	74.00	-18.49	44.11	31.73	6.57	32.90	6.00	100	148	PEAK	<table border="1"> <thead> <tr> <th>Limit</th> <th>Read</th> <th>Ant</th> <th>Cable</th> <th>Aux</th> <th>APos</th> <th>TPos</th> <th>Remark</th> </tr> <tr> <th>Freq</th> <th>Level</th> <th>Line</th> <th>Margin</th> <th>Level</th> <th>Factor</th> <th>Loss</th> <th>Factor</th> </tr> <tr> <th>MHz</th> <th>dBuV/m</th> <th>dBuV/m</th> <th>dB</th> <th>dBuV</th> <th>dB/m</th> <th>dB</th> <th>dB</th> </tr> </thead> <tbody> <tr> <td>1</td> <td>2452.00</td> <td>104.27</td> <td>-----</td> <td>-----</td> <td>91.79</td> <td>32.50</td> <td>6.69</td> <td>32.71</td> <td>6.00</td> <td>100</td> <td>148</td> <td>PEAK</td> </tr> </tbody> </table>	Limit	Read	Ant	Cable	Aux	APos	TPos	Remark	Freq	Level	Line	Margin	Level	Factor	Loss	Factor	MHz	dBuV/m	dBuV/m	dB	dBuV	dB/m	dB	dB	1	2452.00	104.27	-----	-----	91.79	32.50	6.69	32.71	6.00	100	148	PEAK																										
	Limit	Read	Ant	Cable	Aux	APos	TPos	Remark																																																																																														
Freq	Level	Line	Margin	Level	Factor	Loss	Factor																																																																																															
MHz	dBuV/m	dBuV/m	dB	dBuV	dB/m	dB	dB																																																																																															
1	2366.23	55.51	74.00	-18.49	44.11	31.73	6.57	32.90	6.00	100	148	PEAK																																																																																										
Limit	Read	Ant	Cable	Aux	APos	TPos	Remark																																																																																															
Freq	Level	Line	Margin	Level	Factor	Loss	Factor																																																																																															
MHz	dBuV/m	dBuV/m	dB	dBuV	dB/m	dB	dB																																																																																															
1	2452.00	104.27	-----	-----	91.79	32.50	6.69	32.71	6.00	100	148	PEAK																																																																																										
Avg	<table border="1"> <thead> <tr> <th>Limit</th> <th>Read</th> <th>Ant</th> <th>Cable</th> <th>Aux</th> <th>APos</th> <th>TPos</th> <th>Remark</th> </tr> <tr> <th>Freq</th> <th>Level</th> <th>Line</th> <th>Margin</th> <th>Level</th> <th>Factor</th> <th>Loss</th> <th>Factor</th> </tr> <tr> <th>MHz</th> <th>dBuV/m</th> <th>dBuV/m</th> <th>dB</th> <th>dBuV</th> <th>dB/m</th> <th>dB</th> <th>dB</th> </tr> </thead> <tbody> <tr> <td>1</td> <td>2389.00</td> <td>43.59</td> <td>54.00</td> <td>-10.41</td> <td>31.79</td> <td>32.06</td> <td>6.60</td> <td>32.06</td> <td>6.00</td> <td>100</td> <td>148</td> <td>AVERAGE</td> </tr> </tbody> </table>	Limit	Read	Ant	Cable	Aux	APos	TPos	Remark	Freq	Level	Line	Margin	Level	Factor	Loss	Factor	MHz	dBuV/m	dBuV/m	dB	dBuV	dB/m	dB	dB	1	2389.00	43.59	54.00	-10.41	31.79	32.06	6.60	32.06	6.00	100	148	AVERAGE	<table border="1"> <thead> <tr> <th>Limit</th> <th>Read</th> <th>Ant</th> <th>Cable</th> <th>Aux</th> <th>APos</th> <th>TPos</th> <th>Remark</th> </tr> <tr> <th>Freq</th> <th>Level</th> <th>Line</th> <th>Margin</th> <th>Level</th> <th>Factor</th> <th>Loss</th> <th>Factor</th> </tr> <tr> <th>MHz</th> <th>dBuV/m</th> <th>dBuV/m</th> <th>dB</th> <th>dBuV</th> <th>dB/m</th> <th>dB</th> <th>dB</th> </tr> </thead> <tbody> <tr> <td>1</td> <td>1768.00</td> <td>45.90</td> <td>-----</td> <td>-----</td> <td>37.25</td> <td>30.04</td> <td>5.67</td> <td>33.06</td> <td>6.00</td> <td>100</td> <td>148</td> <td>AVERAGE</td> </tr> <tr> <td>2</td> <td>2452.00</td> <td>94.89</td> <td>-----</td> <td>-----</td> <td>82.44</td> <td>32.49</td> <td>6.68</td> <td>32.72</td> <td>6.00</td> <td>100</td> <td>148</td> <td>AVERAGE</td> </tr> <tr> <td>3</td> <td>2950.00</td> <td>48.65</td> <td>-----</td> <td>-----</td> <td>35.22</td> <td>32.80</td> <td>7.31</td> <td>32.68</td> <td>6.00</td> <td>100</td> <td>148</td> <td>AVERAGE</td> </tr> </tbody> </table>	Limit	Read	Ant	Cable	Aux	APos	TPos	Remark	Freq	Level	Line	Margin	Level	Factor	Loss	Factor	MHz	dBuV/m	dBuV/m	dB	dBuV	dB/m	dB	dB	1	1768.00	45.90	-----	-----	37.25	30.04	5.67	33.06	6.00	100	148	AVERAGE	2	2452.00	94.89	-----	-----	82.44	32.49	6.68	32.72	6.00	100	148	AVERAGE	3	2950.00	48.65	-----	-----	35.22	32.80	7.31	32.68	6.00	100	148	AVERAGE
Limit	Read	Ant	Cable	Aux	APos	TPos	Remark																																																																																															
Freq	Level	Line	Margin	Level	Factor	Loss	Factor																																																																																															
MHz	dBuV/m	dBuV/m	dB	dBuV	dB/m	dB	dB																																																																																															
1	2389.00	43.59	54.00	-10.41	31.79	32.06	6.60	32.06	6.00	100	148	AVERAGE																																																																																										
Limit	Read	Ant	Cable	Aux	APos	TPos	Remark																																																																																															
Freq	Level	Line	Margin	Level	Factor	Loss	Factor																																																																																															
MHz	dBuV/m	dBuV/m	dB	dBuV	dB/m	dB	dB																																																																																															
1	1768.00	45.90	-----	-----	37.25	30.04	5.67	33.06	6.00	100	148	AVERAGE																																																																																										
2	2452.00	94.89	-----	-----	82.44	32.49	6.68	32.72	6.00	100	148	AVERAGE																																																																																										
3	2950.00	48.65	-----	-----	35.22	32.80	7.31	32.68	6.00	100	148	AVERAGE																																																																																										



Mode	12																																														
	Band Edge - R																																														
	2400-2483.5_802.11n HT40_CH09_2452MHz																																														
ANT	1																																														
Pol.	Horizontal	Fundamental																																													
Peak	<table border="1"> <thead> <tr> <th>Limit</th> <th>Read</th> <th>Ant</th> <th>Cable</th> <th>Preamp</th> <th>Aux</th> <th>APos</th> <th>TPos</th> <th>Remark</th> </tr> <tr> <th>Freq</th> <th>Level</th> <th>Line</th> <th>Margin</th> <th>Level</th> <th>Factor</th> <th>Loss</th> <th>Factor</th> <th>Factor</th> </tr> <tr> <th>MHz</th> <th>dBuV/m</th> <th>dBuV/m</th> <th>dB</th> <th>dBuV</th> <th>dB/m</th> <th>dB</th> <th>dB</th> <th>dB</th> </tr> </thead> <tbody> <tr> <td>1 2484.69</td> <td>60.81</td> <td>74.00</td> <td>-13.19</td> <td>47.92</td> <td>32.78</td> <td>6.73</td> <td>32.62</td> <td>6.00</td> </tr> <tr> <td></td> <td></td> <td></td> <td></td> <td></td> <td></td> <td></td> <td></td> <td>309 95 PEAK</td> </tr> </tbody> </table>	Limit	Read	Ant	Cable	Preamp	Aux	APos	TPos	Remark	Freq	Level	Line	Margin	Level	Factor	Loss	Factor	Factor	MHz	dBuV/m	dBuV/m	dB	dBuV	dB/m	dB	dB	dB	1 2484.69	60.81	74.00	-13.19	47.92	32.78	6.73	32.62	6.00									309 95 PEAK	Blank
Limit	Read	Ant	Cable	Preamp	Aux	APos	TPos	Remark																																							
Freq	Level	Line	Margin	Level	Factor	Loss	Factor	Factor																																							
MHz	dBuV/m	dBuV/m	dB	dBuV	dB/m	dB	dB	dB																																							
1 2484.69	60.81	74.00	-13.19	47.92	32.78	6.73	32.62	6.00																																							
								309 95 PEAK																																							
Avg	<table border="1"> <thead> <tr> <th>Limit</th> <th>Read</th> <th>Ant</th> <th>Cable</th> <th>Preamp</th> <th>Aux</th> <th>APos</th> <th>TPos</th> <th>Remark</th> </tr> <tr> <th>Freq</th> <th>Level</th> <th>Line</th> <th>Margin</th> <th>Level</th> <th>Factor</th> <th>Loss</th> <th>Factor</th> <th>Factor</th> </tr> <tr> <th>MHz</th> <th>dBuV/m</th> <th>dBuV/m</th> <th>dB</th> <th>dBuV</th> <th>dB/m</th> <th>dB</th> <th>dB</th> <th>dB</th> </tr> </thead> <tbody> <tr> <td>1 2483.54</td> <td>48.18</td> <td>54.00</td> <td>-5.82</td> <td>35.31</td> <td>32.77</td> <td>6.73</td> <td>32.63</td> <td>6.00</td> </tr> <tr> <td></td> <td></td> <td></td> <td></td> <td></td> <td></td> <td></td> <td></td> <td>100 148 AVERAGE</td> </tr> </tbody> </table>	Limit	Read	Ant	Cable	Preamp	Aux	APos	TPos	Remark	Freq	Level	Line	Margin	Level	Factor	Loss	Factor	Factor	MHz	dBuV/m	dBuV/m	dB	dBuV	dB/m	dB	dB	dB	1 2483.54	48.18	54.00	-5.82	35.31	32.77	6.73	32.63	6.00									100 148 AVERAGE	Blank
Limit	Read	Ant	Cable	Preamp	Aux	APos	TPos	Remark																																							
Freq	Level	Line	Margin	Level	Factor	Loss	Factor	Factor																																							
MHz	dBuV/m	dBuV/m	dB	dBuV	dB/m	dB	dB	dB																																							
1 2483.54	48.18	54.00	-5.82	35.31	32.77	6.73	32.63	6.00																																							
								100 148 AVERAGE																																							

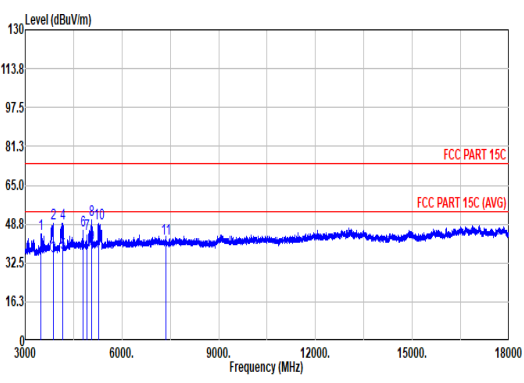
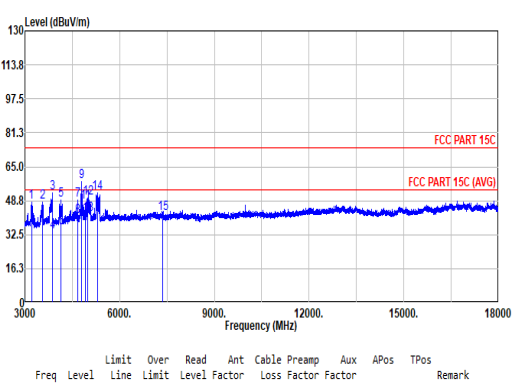
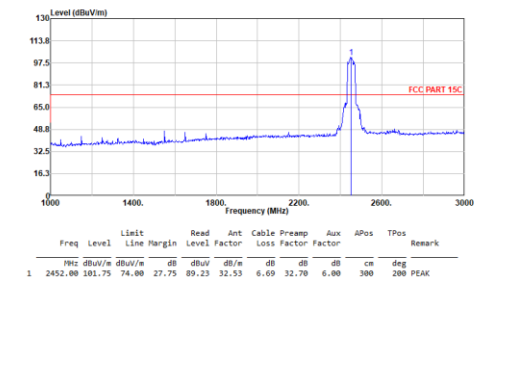
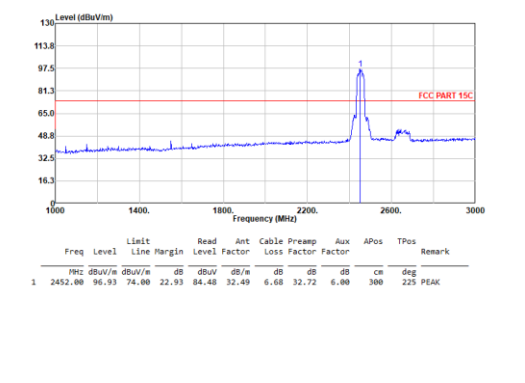


Mode	12																																																																																																
	Band Edge - L																																																																																																
	2400-2483.5_802.11n HT40_CH09_2452MHz																																																																																																
ANT	1																																																																																																
Pol.	Vertical	Fundamental																																																																																															
Peak	<table border="1"> <thead> <tr> <th>Limit</th> <th>Read</th> <th>Ant</th> <th>Cable</th> <th>Preamp</th> <th>Aux</th> <th>APos</th> <th>TPos</th> <th>Remark</th> </tr> <tr> <th>Freq</th> <th>Level</th> <th>Line</th> <th>Margin</th> <th>Level</th> <th>Factor</th> <th>Loss</th> <th>Factor</th> <th>Factor</th> </tr> <tr> <th>MHz</th> <th>dBuV/m</th> <th>dBuV/m</th> <th>dB</th> <th>dBuV</th> <th>dB/m</th> <th>dB</th> <th>dB</th> <th>cm</th> <th>deg</th> </tr> </thead> <tbody> <tr> <td>1</td> <td>2385.12</td> <td>54.96</td> <td>74.00</td> <td>-19.04</td> <td>43.24</td> <td>31.99</td> <td>6.60</td> <td>32.87</td> <td>6.00</td> <td>309</td> <td>95</td> <td>PEAK</td> </tr> </tbody> </table>	Limit	Read	Ant	Cable	Preamp	Aux	APos	TPos	Remark	Freq	Level	Line	Margin	Level	Factor	Loss	Factor	Factor	MHz	dBuV/m	dBuV/m	dB	dBuV	dB/m	dB	dB	cm	deg	1	2385.12	54.96	74.00	-19.04	43.24	31.99	6.60	32.87	6.00	309	95	PEAK	<table border="1"> <thead> <tr> <th>Limit</th> <th>Read</th> <th>Ant</th> <th>Cable</th> <th>Preamp</th> <th>Aux</th> <th>APos</th> <th>TPos</th> <th>Remark</th> </tr> <tr> <th>Freq</th> <th>Level</th> <th>Line</th> <th>Margin</th> <th>Level</th> <th>Factor</th> <th>Loss</th> <th>Factor</th> <th>Factor</th> </tr> <tr> <th>MHz</th> <th>dBuV/m</th> <th>dBuV/m</th> <th>dB</th> <th>dBuV</th> <th>dB/m</th> <th>dB</th> <th>dB</th> <th>cm</th> <th>deg</th> </tr> </thead> <tbody> <tr> <td>1</td> <td>2452.00</td> <td>101.69</td> <td>-----</td> <td>-----</td> <td>89.21</td> <td>32.50</td> <td>6.69</td> <td>32.71</td> <td>6.00</td> <td>309</td> <td>95</td> <td>PEAK</td> </tr> </tbody> </table>	Limit	Read	Ant	Cable	Preamp	Aux	APos	TPos	Remark	Freq	Level	Line	Margin	Level	Factor	Loss	Factor	Factor	MHz	dBuV/m	dBuV/m	dB	dBuV	dB/m	dB	dB	cm	deg	1	2452.00	101.69	-----	-----	89.21	32.50	6.69	32.71	6.00	309	95	PEAK													
	Limit	Read	Ant	Cable	Preamp	Aux	APos	TPos	Remark																																																																																								
Freq	Level	Line	Margin	Level	Factor	Loss	Factor	Factor																																																																																									
MHz	dBuV/m	dBuV/m	dB	dBuV	dB/m	dB	dB	cm	deg																																																																																								
1	2385.12	54.96	74.00	-19.04	43.24	31.99	6.60	32.87	6.00	309	95	PEAK																																																																																					
Limit	Read	Ant	Cable	Preamp	Aux	APos	TPos	Remark																																																																																									
Freq	Level	Line	Margin	Level	Factor	Loss	Factor	Factor																																																																																									
MHz	dBuV/m	dBuV/m	dB	dBuV	dB/m	dB	dB	cm	deg																																																																																								
1	2452.00	101.69	-----	-----	89.21	32.50	6.69	32.71	6.00	309	95	PEAK																																																																																					
Avg	<table border="1"> <thead> <tr> <th>Limit</th> <th>Read</th> <th>Ant</th> <th>Cable</th> <th>Preamp</th> <th>Aux</th> <th>APos</th> <th>TPos</th> <th>Remark</th> </tr> <tr> <th>Freq</th> <th>Level</th> <th>Line</th> <th>Margin</th> <th>Level</th> <th>Factor</th> <th>Loss</th> <th>Factor</th> <th>Factor</th> </tr> <tr> <th>MHz</th> <th>dBuV/m</th> <th>dBuV/m</th> <th>dB</th> <th>dBuV</th> <th>dB/m</th> <th>dB</th> <th>dB</th> <th>cm</th> <th>deg</th> </tr> </thead> <tbody> <tr> <td>1</td> <td>2389.09</td> <td>43.37</td> <td>54.00</td> <td>-10.63</td> <td>31.58</td> <td>32.05</td> <td>6.60</td> <td>32.86</td> <td>6.00</td> <td>309</td> <td>95</td> <td>AVERAGE</td> </tr> </tbody> </table>	Limit	Read	Ant	Cable	Preamp	Aux	APos	TPos	Remark	Freq	Level	Line	Margin	Level	Factor	Loss	Factor	Factor	MHz	dBuV/m	dBuV/m	dB	dBuV	dB/m	dB	dB	cm	deg	1	2389.09	43.37	54.00	-10.63	31.58	32.05	6.60	32.86	6.00	309	95	AVERAGE	<table border="1"> <thead> <tr> <th>Limit</th> <th>Read</th> <th>Ant</th> <th>Cable</th> <th>Preamp</th> <th>Aux</th> <th>APos</th> <th>TPos</th> <th>Remark</th> </tr> <tr> <th>Freq</th> <th>Level</th> <th>Line</th> <th>Margin</th> <th>Level</th> <th>Factor</th> <th>Loss</th> <th>Factor</th> <th>Factor</th> </tr> <tr> <th>MHz</th> <th>dBuV/m</th> <th>dBuV/m</th> <th>dB</th> <th>dBuV</th> <th>dB/m</th> <th>dB</th> <th>dB</th> <th>cm</th> <th>deg</th> </tr> </thead> <tbody> <tr> <td>1</td> <td>2452.00</td> <td>92.31</td> <td>-----</td> <td>-----</td> <td>79.83</td> <td>32.50</td> <td>6.69</td> <td>32.71</td> <td>6.00</td> <td>309</td> <td>95</td> <td>AVERAGE</td> </tr> <tr> <td>2</td> <td>2654.00</td> <td>50.64</td> <td>-----</td> <td>-----</td> <td>38.15</td> <td>31.97</td> <td>6.97</td> <td>32.45</td> <td>6.00</td> <td>309</td> <td>95</td> <td>AVERAGE</td> </tr> </tbody> </table>	Limit	Read	Ant	Cable	Preamp	Aux	APos	TPos	Remark	Freq	Level	Line	Margin	Level	Factor	Loss	Factor	Factor	MHz	dBuV/m	dBuV/m	dB	dBuV	dB/m	dB	dB	cm	deg	1	2452.00	92.31	-----	-----	79.83	32.50	6.69	32.71	6.00	309	95	AVERAGE	2	2654.00	50.64	-----	-----	38.15	31.97	6.97	32.45	6.00	309	95	AVERAGE
Limit	Read	Ant	Cable	Preamp	Aux	APos	TPos	Remark																																																																																									
Freq	Level	Line	Margin	Level	Factor	Loss	Factor	Factor																																																																																									
MHz	dBuV/m	dBuV/m	dB	dBuV	dB/m	dB	dB	cm	deg																																																																																								
1	2389.09	43.37	54.00	-10.63	31.58	32.05	6.60	32.86	6.00	309	95	AVERAGE																																																																																					
Limit	Read	Ant	Cable	Preamp	Aux	APos	TPos	Remark																																																																																									
Freq	Level	Line	Margin	Level	Factor	Loss	Factor	Factor																																																																																									
MHz	dBuV/m	dBuV/m	dB	dBuV	dB/m	dB	dB	cm	deg																																																																																								
1	2452.00	92.31	-----	-----	79.83	32.50	6.69	32.71	6.00	309	95	AVERAGE																																																																																					
2	2654.00	50.64	-----	-----	38.15	31.97	6.97	32.45	6.00	309	95	AVERAGE																																																																																					



Mode	12																																										
	Band Edge - R																																										
	2400-2483.5_802.11n HT40_CH09_2452MHz																																										
ANT	1																																										
Pol.	Vertical	Fundamental																																									
Peak	<table border="1"> <thead> <tr> <th>Limit</th> <th>Read</th> <th>Ant</th> <th>Cable</th> <th>Preamp</th> <th>Aux</th> <th>APos</th> <th>TPos</th> <th>Remark</th> </tr> <tr> <th>Freq</th> <th>Level</th> <th>Line</th> <th>Margin</th> <th>Level</th> <th>Factor</th> <th>Loss</th> <th>Factor</th> <th>Factor</th> </tr> <tr> <th>MHz</th> <th>dBuV/m</th> <th>dBuV/m</th> <th>dB</th> <th>dBuV</th> <th>dB/m</th> <th>dB</th> <th>dB</th> <th>cm</th> <th>deg</th> </tr> </thead> <tbody> <tr> <td>1</td> <td>2484.69</td> <td>60.81</td> <td>74.00</td> <td>-13.19</td> <td>47.92</td> <td>32.78</td> <td>6.73</td> <td>32.62</td> <td>6.00</td> <td>309</td> <td>95</td> <td>PEAK</td> </tr> </tbody> </table>	Limit	Read	Ant	Cable	Preamp	Aux	APos	TPos	Remark	Freq	Level	Line	Margin	Level	Factor	Loss	Factor	Factor	MHz	dBuV/m	dBuV/m	dB	dBuV	dB/m	dB	dB	cm	deg	1	2484.69	60.81	74.00	-13.19	47.92	32.78	6.73	32.62	6.00	309	95	PEAK	Blank
Limit	Read	Ant	Cable	Preamp	Aux	APos	TPos	Remark																																			
Freq	Level	Line	Margin	Level	Factor	Loss	Factor	Factor																																			
MHz	dBuV/m	dBuV/m	dB	dBuV	dB/m	dB	dB	cm	deg																																		
1	2484.69	60.81	74.00	-13.19	47.92	32.78	6.73	32.62	6.00	309	95	PEAK																															
Avg	<table border="1"> <thead> <tr> <th>Limit</th> <th>Read</th> <th>Ant</th> <th>Cable</th> <th>Preamp</th> <th>Aux</th> <th>APos</th> <th>TPos</th> <th>Remark</th> </tr> <tr> <th>Freq</th> <th>Level</th> <th>Line</th> <th>Margin</th> <th>Level</th> <th>Factor</th> <th>Loss</th> <th>Factor</th> <th>Factor</th> </tr> <tr> <th>MHz</th> <th>dBuV/m</th> <th>dBuV/m</th> <th>dB</th> <th>dBuV</th> <th>dB/m</th> <th>dB</th> <th>dB</th> <th>cm</th> <th>deg</th> </tr> </thead> <tbody> <tr> <td>1</td> <td>2483.54</td> <td>48.18</td> <td>54.00</td> <td>-5.82</td> <td>35.31</td> <td>32.77</td> <td>6.73</td> <td>32.63</td> <td>6.00</td> <td>100</td> <td>148</td> <td>AVERAGE</td> </tr> </tbody> </table>	Limit	Read	Ant	Cable	Preamp	Aux	APos	TPos	Remark	Freq	Level	Line	Margin	Level	Factor	Loss	Factor	Factor	MHz	dBuV/m	dBuV/m	dB	dBuV	dB/m	dB	dB	cm	deg	1	2483.54	48.18	54.00	-5.82	35.31	32.77	6.73	32.63	6.00	100	148	AVERAGE	Blank
Limit	Read	Ant	Cable	Preamp	Aux	APos	TPos	Remark																																			
Freq	Level	Line	Margin	Level	Factor	Loss	Factor	Factor																																			
MHz	dBuV/m	dBuV/m	dB	dBuV	dB/m	dB	dB	cm	deg																																		
1	2483.54	48.18	54.00	-5.82	35.31	32.77	6.73	32.63	6.00	100	148	AVERAGE																															



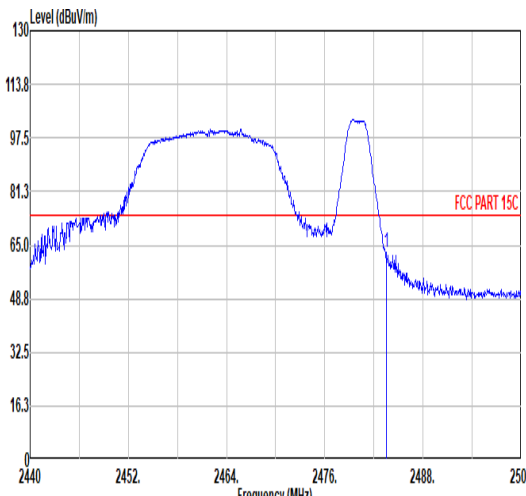
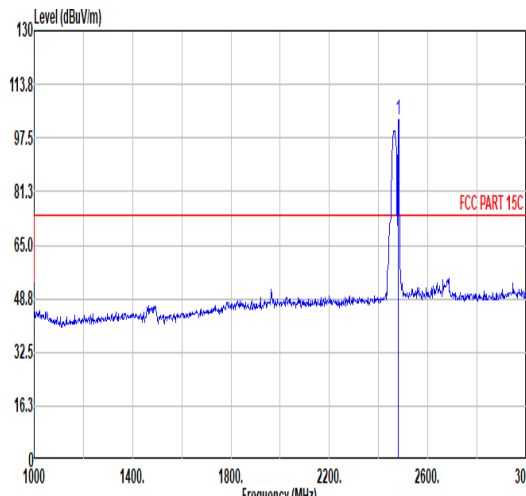
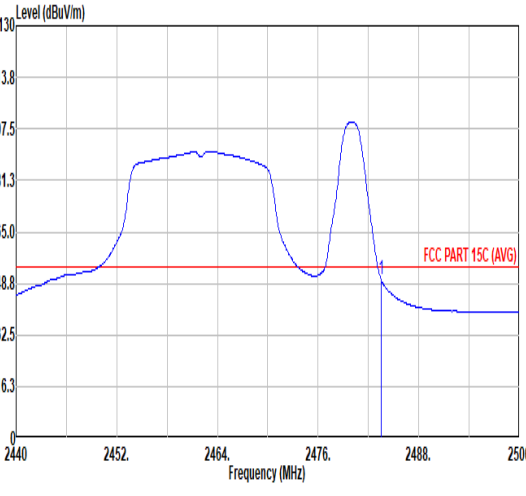
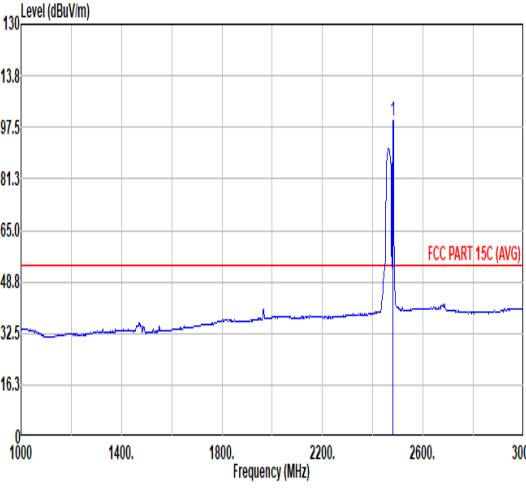
		12																																																																																																																																																																																																																																																																																																																																																																																																														
Mode		Harmonic																																																																																																																																																																																																																																																																																																																																																																																																														
		2400-2483.5_802.11n_HT40_CH09_2452MHz																																																																																																																																																																																																																																																																																																																																																																																																														
ANT		1																																																																																																																																																																																																																																																																																																																																																																																																														
Pol.	Horizontal	Vertical																																																																																																																																																																																																																																																																																																																																																																																																														
Peak Avg	 <table border="1"> <thead> <tr> <th>Limit</th> <th>Over</th> <th>Read</th> <th>Ant</th> <th>Cable</th> <th>Preamp</th> <th>Aux</th> <th>APos</th> <th>TPos</th> <th>Remark</th> </tr> <tr> <th>Freq</th> <th>Level</th> <th>Line</th> <th>Margin</th> <th>Level</th> <th>Factor</th> <th>Factor</th> <th>Factor</th> <th>Factor</th> <th>Factor</th> </tr> <tr> <th>MHz</th> <th>dBuV/m</th> <th>dBuV/m</th> <th>dB</th> <th>dBuV</th> <th>dB/m</th> <th>dB</th> <th>dB</th> <th>cm</th> <th>deg</th> </tr> </thead> <tbody> <tr><td>1</td><td>3496.00</td><td>44.62</td><td>81.75</td><td>-37.13</td><td>66.50</td><td>33.07</td><td>8.66</td><td>63.61</td><td>0.00</td><td>---</td><td>---</td><td>Peak</td></tr> <tr><td>2</td><td>3868.00</td><td>49.28</td><td>74.00</td><td>-24.72</td><td>70.24</td><td>33.54</td><td>9.26</td><td>63.76</td><td>0.00</td><td>300</td><td>137</td><td>Peak</td></tr> <tr><td>3</td><td>3868.00</td><td>35.38</td><td>54.00</td><td>-18.62</td><td>56.34</td><td>33.54</td><td>9.26</td><td>63.76</td><td>0.00</td><td>300</td><td>137</td><td>Average</td></tr> <tr><td>4</td><td>4156.00</td><td>48.85</td><td>74.00</td><td>-25.15</td><td>69.43</td><td>33.40</td><td>9.61</td><td>63.59</td><td>0.00</td><td>300</td><td>165</td><td>Peak</td></tr> <tr><td>5</td><td>4156.00</td><td>36.66</td><td>54.00</td><td>-17.34</td><td>57.24</td><td>33.40</td><td>9.61</td><td>63.59</td><td>0.00</td><td>300</td><td>165</td><td>Average</td></tr> <tr><td>6</td><td>4783.00</td><td>46.00</td><td>74.00</td><td>-28.00</td><td>64.88</td><td>34.33</td><td>10.27</td><td>63.48</td><td>0.00</td><td>---</td><td>---</td><td>Peak</td></tr> <tr><td>7</td><td>4904.00</td><td>44.61</td><td>74.00</td><td>-29.39</td><td>63.18</td><td>34.49</td><td>10.42</td><td>63.48</td><td>0.00</td><td>---</td><td>---</td><td>PEAK</td></tr> <tr><td>8</td><td>5070.00</td><td>50.36</td><td>74.00</td><td>-23.64</td><td>68.97</td><td>34.30</td><td>10.59</td><td>63.50</td><td>0.00</td><td>300</td><td>188</td><td>Peak</td></tr> <tr><td>9</td><td>5070.00</td><td>40.19</td><td>54.00</td><td>-13.81</td><td>58.80</td><td>34.30</td><td>10.59</td><td>63.50</td><td>0.00</td><td>300</td><td>188</td><td>Average</td></tr> <tr><td>10</td><td>5289.00</td><td>48.92</td><td>81.75</td><td>-32.83</td><td>67.06</td><td>34.68</td><td>10.76</td><td>63.58</td><td>0.00</td><td>---</td><td>---</td><td>Peak</td></tr> <tr><td>11</td><td>7356.00</td><td>42.44</td><td>74.00</td><td>-31.56</td><td>57.42</td><td>35.89</td><td>12.83</td><td>63.70</td><td>0.00</td><td>---</td><td>---</td><td>PEAK</td></tr> </tbody> </table>	Limit	Over	Read	Ant	Cable	Preamp	Aux	APos	TPos	Remark	Freq	Level	Line	Margin	Level	Factor	Factor	Factor	Factor	Factor	MHz	dBuV/m	dBuV/m	dB	dBuV	dB/m	dB	dB	cm	deg	1	3496.00	44.62	81.75	-37.13	66.50	33.07	8.66	63.61	0.00	---	---	Peak	2	3868.00	49.28	74.00	-24.72	70.24	33.54	9.26	63.76	0.00	300	137	Peak	3	3868.00	35.38	54.00	-18.62	56.34	33.54	9.26	63.76	0.00	300	137	Average	4	4156.00	48.85	74.00	-25.15	69.43	33.40	9.61	63.59	0.00	300	165	Peak	5	4156.00	36.66	54.00	-17.34	57.24	33.40	9.61	63.59	0.00	300	165	Average	6	4783.00	46.00	74.00	-28.00	64.88	34.33	10.27	63.48	0.00	---	---	Peak	7	4904.00	44.61	74.00	-29.39	63.18	34.49	10.42	63.48	0.00	---	---	PEAK	8	5070.00	50.36	74.00	-23.64	68.97	34.30	10.59	63.50	0.00	300	188	Peak	9	5070.00	40.19	54.00	-13.81	58.80	34.30	10.59	63.50	0.00	300	188	Average	10	5289.00	48.92	81.75	-32.83	67.06	34.68	10.76	63.58	0.00	---	---	Peak	11	7356.00	42.44	74.00	-31.56	57.42	35.89	12.83	63.70	0.00	---	---	PEAK	 <table border="1"> <thead> <tr> <th>Limit</th> <th>Over</th> <th>Read</th> <th>Ant</th> <th>Cable</th> <th>Preamp</th> <th>Aux</th> <th>APos</th> <th>TPos</th> <th>Remark</th> </tr> <tr> <th>Freq</th> <th>Level</th> <th>Line</th> <th>Margin</th> <th>Level</th> <th>Factor</th> <th>Factor</th> <th>Factor</th> <th>Factor</th> <th>Factor</th> </tr> <tr> <th>MHz</th> <th>dBuV/m</th> <th>dBuV/m</th> <th>dB</th> <th>dBuV</th> <th>dB/m</th> <th>dB</th> <th>dB</th> <th>cm</th> <th>deg</th> </tr> </thead> <tbody> <tr><td>1</td><td>3207.00</td><td>48.14</td><td>76.93</td><td>-28.79</td><td>70.83</td><td>32.96</td><td>8.34</td><td>63.19</td><td>0.00</td><td>---</td><td>---</td><td>Peak</td></tr> <tr><td>2</td><td>3558.00</td><td>48.13</td><td>76.93</td><td>-28.80</td><td>70.81</td><td>33.10</td><td>8.72</td><td>63.70</td><td>0.00</td><td>---</td><td>---</td><td>Peak</td></tr> <tr><td>3</td><td>3879.00</td><td>52.48</td><td>74.00</td><td>-21.52</td><td>73.39</td><td>33.56</td><td>9.28</td><td>63.75</td><td>0.00</td><td>300</td><td>151</td><td>Peak</td></tr> <tr><td>4</td><td>3879.00</td><td>34.09</td><td>54.00</td><td>-19.91</td><td>55.80</td><td>33.56</td><td>9.28</td><td>63.75</td><td>0.00</td><td>300</td><td>151</td><td>Average</td></tr> <tr><td>5</td><td>4135.00</td><td>48.82</td><td>74.00</td><td>-25.18</td><td>69.39</td><td>33.43</td><td>9.60</td><td>63.60</td><td>0.00</td><td>300</td><td>219</td><td>Peak</td></tr> <tr><td>6</td><td>4135.00</td><td>35.82</td><td>54.00</td><td>-18.18</td><td>56.39</td><td>33.43</td><td>9.60</td><td>63.60</td><td>0.00</td><td>300</td><td>219</td><td>Average</td></tr> <tr><td>7</td><td>4674.00</td><td>48.91</td><td>74.00</td><td>-25.09</td><td>67.88</td><td>34.40</td><td>10.12</td><td>63.49</td><td>0.00</td><td>---</td><td>---</td><td>Peak</td></tr> <tr><td>8</td><td>4674.00</td><td>41.16</td><td>54.00</td><td>-12.84</td><td>60.13</td><td>34.40</td><td>10.12</td><td>63.49</td><td>0.00</td><td>---</td><td>---</td><td>Peak</td></tr> <tr><td>9</td><td>4797.00</td><td>57.84</td><td>74.00</td><td>-16.16</td><td>76.72</td><td>34.31</td><td>10.29</td><td>63.48</td><td>0.00</td><td>---</td><td>---</td><td>Peak</td></tr> <tr><td>10</td><td>4797.00</td><td>38.11</td><td>54.00</td><td>-15.89</td><td>56.99</td><td>34.31</td><td>10.29</td><td>63.48</td><td>0.00</td><td>---</td><td>---</td><td>Peak</td></tr> <tr><td>11</td><td>4904.00</td><td>48.25</td><td>74.00</td><td>-25.75</td><td>66.82</td><td>34.49</td><td>10.42</td><td>63.48</td><td>0.00</td><td>---</td><td>---</td><td>PEAK</td></tr> <tr><td>12</td><td>4999.00</td><td>50.18</td><td>74.00</td><td>-23.82</td><td>68.60</td><td>34.50</td><td>10.56</td><td>63.48</td><td>0.00</td><td>100</td><td>119</td><td>Peak</td></tr> <tr><td>13</td><td>4999.00</td><td>42.12</td><td>54.00</td><td>-11.88</td><td>60.54</td><td>34.50</td><td>10.56</td><td>63.48</td><td>0.00</td><td>100</td><td>119</td><td>Average</td></tr> <tr><td>14</td><td>5290.00</td><td>52.38</td><td>76.93</td><td>-24.55</td><td>70.52</td><td>34.68</td><td>10.76</td><td>63.58</td><td>0.00</td><td>---</td><td>---</td><td>Peak</td></tr> <tr><td>15</td><td>7356.00</td><td>42.79</td><td>74.00</td><td>-31.21</td><td>57.77</td><td>35.89</td><td>12.83</td><td>63.70</td><td>0.00</td><td>---</td><td>---</td><td>PEAK</td></tr> </tbody> </table>	Limit	Over	Read	Ant	Cable	Preamp	Aux	APos	TPos	Remark	Freq	Level	Line	Margin	Level	Factor	Factor	Factor	Factor	Factor	MHz	dBuV/m	dBuV/m	dB	dBuV	dB/m	dB	dB	cm	deg	1	3207.00	48.14	76.93	-28.79	70.83	32.96	8.34	63.19	0.00	---	---	Peak	2	3558.00	48.13	76.93	-28.80	70.81	33.10	8.72	63.70	0.00	---	---	Peak	3	3879.00	52.48	74.00	-21.52	73.39	33.56	9.28	63.75	0.00	300	151	Peak	4	3879.00	34.09	54.00	-19.91	55.80	33.56	9.28	63.75	0.00	300	151	Average	5	4135.00	48.82	74.00	-25.18	69.39	33.43	9.60	63.60	0.00	300	219	Peak	6	4135.00	35.82	54.00	-18.18	56.39	33.43	9.60	63.60	0.00	300	219	Average	7	4674.00	48.91	74.00	-25.09	67.88	34.40	10.12	63.49	0.00	---	---	Peak	8	4674.00	41.16	54.00	-12.84	60.13	34.40	10.12	63.49	0.00	---	---	Peak	9	4797.00	57.84	74.00	-16.16	76.72	34.31	10.29	63.48	0.00	---	---	Peak	10	4797.00	38.11	54.00	-15.89	56.99	34.31	10.29	63.48	0.00	---	---	Peak	11	4904.00	48.25	74.00	-25.75	66.82	34.49	10.42	63.48	0.00	---	---	PEAK	12	4999.00	50.18	74.00	-23.82	68.60	34.50	10.56	63.48	0.00	100	119	Peak	13	4999.00	42.12	54.00	-11.88	60.54	34.50	10.56	63.48	0.00	100	119	Average	14	5290.00	52.38	76.93	-24.55	70.52	34.68	10.76	63.58	0.00	---	---	Peak	15	7356.00	42.79	74.00	-31.21	57.77	35.89	12.83	63.70	0.00	---	---	PEAK
	Limit	Over	Read	Ant	Cable	Preamp	Aux	APos	TPos	Remark																																																																																																																																																																																																																																																																																																																																																																																																						
Freq	Level	Line	Margin	Level	Factor	Factor	Factor	Factor	Factor																																																																																																																																																																																																																																																																																																																																																																																																							
MHz	dBuV/m	dBuV/m	dB	dBuV	dB/m	dB	dB	cm	deg																																																																																																																																																																																																																																																																																																																																																																																																							
1	3496.00	44.62	81.75	-37.13	66.50	33.07	8.66	63.61	0.00	---	---	Peak																																																																																																																																																																																																																																																																																																																																																																																																				
2	3868.00	49.28	74.00	-24.72	70.24	33.54	9.26	63.76	0.00	300	137	Peak																																																																																																																																																																																																																																																																																																																																																																																																				
3	3868.00	35.38	54.00	-18.62	56.34	33.54	9.26	63.76	0.00	300	137	Average																																																																																																																																																																																																																																																																																																																																																																																																				
4	4156.00	48.85	74.00	-25.15	69.43	33.40	9.61	63.59	0.00	300	165	Peak																																																																																																																																																																																																																																																																																																																																																																																																				
5	4156.00	36.66	54.00	-17.34	57.24	33.40	9.61	63.59	0.00	300	165	Average																																																																																																																																																																																																																																																																																																																																																																																																				
6	4783.00	46.00	74.00	-28.00	64.88	34.33	10.27	63.48	0.00	---	---	Peak																																																																																																																																																																																																																																																																																																																																																																																																				
7	4904.00	44.61	74.00	-29.39	63.18	34.49	10.42	63.48	0.00	---	---	PEAK																																																																																																																																																																																																																																																																																																																																																																																																				
8	5070.00	50.36	74.00	-23.64	68.97	34.30	10.59	63.50	0.00	300	188	Peak																																																																																																																																																																																																																																																																																																																																																																																																				
9	5070.00	40.19	54.00	-13.81	58.80	34.30	10.59	63.50	0.00	300	188	Average																																																																																																																																																																																																																																																																																																																																																																																																				
10	5289.00	48.92	81.75	-32.83	67.06	34.68	10.76	63.58	0.00	---	---	Peak																																																																																																																																																																																																																																																																																																																																																																																																				
11	7356.00	42.44	74.00	-31.56	57.42	35.89	12.83	63.70	0.00	---	---	PEAK																																																																																																																																																																																																																																																																																																																																																																																																				
Limit	Over	Read	Ant	Cable	Preamp	Aux	APos	TPos	Remark																																																																																																																																																																																																																																																																																																																																																																																																							
Freq	Level	Line	Margin	Level	Factor	Factor	Factor	Factor	Factor																																																																																																																																																																																																																																																																																																																																																																																																							
MHz	dBuV/m	dBuV/m	dB	dBuV	dB/m	dB	dB	cm	deg																																																																																																																																																																																																																																																																																																																																																																																																							
1	3207.00	48.14	76.93	-28.79	70.83	32.96	8.34	63.19	0.00	---	---	Peak																																																																																																																																																																																																																																																																																																																																																																																																				
2	3558.00	48.13	76.93	-28.80	70.81	33.10	8.72	63.70	0.00	---	---	Peak																																																																																																																																																																																																																																																																																																																																																																																																				
3	3879.00	52.48	74.00	-21.52	73.39	33.56	9.28	63.75	0.00	300	151	Peak																																																																																																																																																																																																																																																																																																																																																																																																				
4	3879.00	34.09	54.00	-19.91	55.80	33.56	9.28	63.75	0.00	300	151	Average																																																																																																																																																																																																																																																																																																																																																																																																				
5	4135.00	48.82	74.00	-25.18	69.39	33.43	9.60	63.60	0.00	300	219	Peak																																																																																																																																																																																																																																																																																																																																																																																																				
6	4135.00	35.82	54.00	-18.18	56.39	33.43	9.60	63.60	0.00	300	219	Average																																																																																																																																																																																																																																																																																																																																																																																																				
7	4674.00	48.91	74.00	-25.09	67.88	34.40	10.12	63.49	0.00	---	---	Peak																																																																																																																																																																																																																																																																																																																																																																																																				
8	4674.00	41.16	54.00	-12.84	60.13	34.40	10.12	63.49	0.00	---	---	Peak																																																																																																																																																																																																																																																																																																																																																																																																				
9	4797.00	57.84	74.00	-16.16	76.72	34.31	10.29	63.48	0.00	---	---	Peak																																																																																																																																																																																																																																																																																																																																																																																																				
10	4797.00	38.11	54.00	-15.89	56.99	34.31	10.29	63.48	0.00	---	---	Peak																																																																																																																																																																																																																																																																																																																																																																																																				
11	4904.00	48.25	74.00	-25.75	66.82	34.49	10.42	63.48	0.00	---	---	PEAK																																																																																																																																																																																																																																																																																																																																																																																																				
12	4999.00	50.18	74.00	-23.82	68.60	34.50	10.56	63.48	0.00	100	119	Peak																																																																																																																																																																																																																																																																																																																																																																																																				
13	4999.00	42.12	54.00	-11.88	60.54	34.50	10.56	63.48	0.00	100	119	Average																																																																																																																																																																																																																																																																																																																																																																																																				
14	5290.00	52.38	76.93	-24.55	70.52	34.68	10.76	63.58	0.00	---	---	Peak																																																																																																																																																																																																																																																																																																																																																																																																				
15	7356.00	42.79	74.00	-31.21	57.77	35.89	12.83	63.70	0.00	---	---	PEAK																																																																																																																																																																																																																																																																																																																																																																																																				
100K Ref. Level	 <table border="1"> <thead> <tr> <th>Limit</th> <th>Over</th> <th>Read</th> <th>Ant</th> <th>Cable</th> <th>Preamp</th> <th>Aux</th> <th>APos</th> <th>TPos</th> <th>Remark</th> </tr> <tr> <th>Freq</th> <th>Level</th> <th>Line</th> <th>Margin</th> <th>Level</th> <th>Factor</th> <th>Factor</th> <th>Factor</th> <th>Factor</th> <th>Factor</th> </tr> <tr> <th>MHz</th> <th>dBuV/m</th> <th>dBuV/m</th> <th>dB</th> <th>dBuV</th> <th>dB/m</th> <th>dB</th> <th>dB</th> <th>cm</th> <th>deg</th> </tr> </thead> <tbody> <tr><td>1</td><td>2452.00</td><td>101.75</td><td>74.00</td><td>27.75</td><td>89.23</td><td>32.53</td><td>6.69</td><td>32.70</td><td>6.00</td><td>300</td><td>200</td><td>PEAK</td></tr> </tbody> </table>	Limit	Over	Read	Ant	Cable	Preamp	Aux	APos	TPos	Remark	Freq	Level	Line	Margin	Level	Factor	Factor	Factor	Factor	Factor	MHz	dBuV/m	dBuV/m	dB	dBuV	dB/m	dB	dB	cm	deg	1	2452.00	101.75	74.00	27.75	89.23	32.53	6.69	32.70	6.00	300	200	PEAK	 <table border="1"> <thead> <tr> <th>Limit</th> <th>Over</th> <th>Read</th> <th>Ant</th> <th>Cable</th> <th>Preamp</th> <th>Aux</th> <th>APos</th> <th>TPos</th> <th>Remark</th> </tr> <tr> <th>Freq</th> <th>Level</th> <th>Line</th> <th>Margin</th> <th>Level</th> <th>Factor</th> <th>Factor</th> <th>Factor</th> <th>Factor</th> <th>Factor</th> </tr> <tr> <th>MHz</th> <th>dBuV/m</th> <th>dBuV/m</th> <th>dB</th> <th>dBuV</th> <th>dB/m</th> <th>dB</th> <th>dB</th> <th>cm</th> <th>deg</th> </tr> </thead> <tbody> <tr><td>1</td><td>2452.00</td><td>96.93</td><td>74.00</td><td>22.93</td><td>84.48</td><td>32.49</td><td>6.68</td><td>32.72</td><td>6.00</td><td>300</td><td>225</td><td>PEAK</td></tr> </tbody> </table>	Limit	Over	Read	Ant	Cable	Preamp	Aux	APos	TPos	Remark	Freq	Level	Line	Margin	Level	Factor	Factor	Factor	Factor	Factor	MHz	dBuV/m	dBuV/m	dB	dBuV	dB/m	dB	dB	cm	deg	1	2452.00	96.93	74.00	22.93	84.48	32.49	6.68	32.72	6.00	300	225	PEAK																																																																																																																																																																																																																																																																																																																								
	Limit	Over	Read	Ant	Cable	Preamp	Aux	APos	TPos	Remark																																																																																																																																																																																																																																																																																																																																																																																																						
Freq	Level	Line	Margin	Level	Factor	Factor	Factor	Factor	Factor																																																																																																																																																																																																																																																																																																																																																																																																							
MHz	dBuV/m	dBuV/m	dB	dBuV	dB/m	dB	dB	cm	deg																																																																																																																																																																																																																																																																																																																																																																																																							
1	2452.00	101.75	74.00	27.75	89.23	32.53	6.69	32.70	6.00	300	200	PEAK																																																																																																																																																																																																																																																																																																																																																																																																				
Limit	Over	Read	Ant	Cable	Preamp	Aux	APos	TPos	Remark																																																																																																																																																																																																																																																																																																																																																																																																							
Freq	Level	Line	Margin	Level	Factor	Factor	Factor	Factor	Factor																																																																																																																																																																																																																																																																																																																																																																																																							
MHz	dBuV/m	dBuV/m	dB	dBuV	dB/m	dB	dB	cm	deg																																																																																																																																																																																																																																																																																																																																																																																																							
1	2452.00	96.93	74.00	22.93	84.48	32.49	6.68	32.72	6.00	300	225	PEAK																																																																																																																																																																																																																																																																																																																																																																																																				



Mode	13																																																																																																																																																																									
	LF																																																																																																																																																																									
	2400-2483.5_802.11g_CH11_2462MHz																																																																																																																																																																									
ANT	1																																																																																																																																																																									
Pol.	Horizontal	Vertical																																																																																																																																																																								
Peak QP	<table border="1"> <thead> <tr> <th>Peak</th> <th>Freq (MHz)</th> <th>Level (dBuV/m)</th> <th>Over Limit (dB)</th> <th>Limit (dBuV/m)</th> <th>Read Level (dBuV)</th> <th>Cable Loss (dB)</th> <th>Antenna Loss (dB/m)</th> <th>Preamp Factor (dB)</th> <th>A/Pos (cm)</th> <th>T/Pos (deg)</th> <th>Remark</th> </tr> </thead> <tbody> <tr><td>1</td><td>62.01</td><td>28.22</td><td>-11.78</td><td>40.00</td><td>47.79</td><td>0.86</td><td>12.02</td><td>32.45</td><td>---</td><td>---</td><td>Peak</td></tr> <tr><td>2</td><td>237.58</td><td>30.89</td><td>-15.11</td><td>46.00</td><td>43.70</td><td>2.08</td><td>17.28</td><td>32.17</td><td>---</td><td>---</td><td>Peak</td></tr> <tr><td>3</td><td>250.19</td><td>31.59</td><td>-14.41</td><td>46.00</td><td>42.61</td><td>2.13</td><td>19.02</td><td>32.17</td><td>---</td><td>---</td><td>Peak</td></tr> <tr><td>4</td><td>475.23</td><td>27.88</td><td>-18.12</td><td>46.00</td><td>34.02</td><td>2.94</td><td>23.55</td><td>32.63</td><td>---</td><td>---</td><td>Peak</td></tr> <tr><td>5</td><td>874.87</td><td>37.97</td><td>-8.03</td><td>46.00</td><td>36.43</td><td>3.99</td><td>29.20</td><td>31.65</td><td>---</td><td>---</td><td>Peak</td></tr> <tr><td>6</td><td>925.31</td><td>35.31</td><td>-10.69</td><td>46.00</td><td>32.38</td><td>4.10</td><td>30.07</td><td>31.24</td><td>---</td><td>---</td><td>Peak</td></tr> </tbody> </table>	Peak	Freq (MHz)	Level (dBuV/m)	Over Limit (dB)	Limit (dBuV/m)	Read Level (dBuV)	Cable Loss (dB)	Antenna Loss (dB/m)	Preamp Factor (dB)	A/Pos (cm)	T/Pos (deg)	Remark	1	62.01	28.22	-11.78	40.00	47.79	0.86	12.02	32.45	---	---	Peak	2	237.58	30.89	-15.11	46.00	43.70	2.08	17.28	32.17	---	---	Peak	3	250.19	31.59	-14.41	46.00	42.61	2.13	19.02	32.17	---	---	Peak	4	475.23	27.88	-18.12	46.00	34.02	2.94	23.55	32.63	---	---	Peak	5	874.87	37.97	-8.03	46.00	36.43	3.99	29.20	31.65	---	---	Peak	6	925.31	35.31	-10.69	46.00	32.38	4.10	30.07	31.24	---	---	Peak	<table border="1"> <thead> <tr> <th>Peak</th> <th>Freq (MHz)</th> <th>Level (dBuV/m)</th> <th>Over Limit (dB)</th> <th>Limit (dBuV/m)</th> <th>Read Level (dBuV)</th> <th>Cable Loss (dB)</th> <th>Antenna Loss (dB/m)</th> <th>Preamp Factor (dB)</th> <th>A/Pos (cm)</th> <th>T/Pos (deg)</th> <th>Remark</th> </tr> </thead> <tbody> <tr><td>1</td><td>61.04</td><td>30.19</td><td>-9.81</td><td>40.00</td><td>49.84</td><td>0.85</td><td>11.96</td><td>32.46</td><td>---</td><td>---</td><td>Peak</td></tr> <tr><td>2</td><td>250.19</td><td>22.99</td><td>-23.01</td><td>46.00</td><td>34.01</td><td>2.13</td><td>19.02</td><td>32.17</td><td>---</td><td>---</td><td>Peak</td></tr> <tr><td>3</td><td>362.71</td><td>24.47</td><td>-21.53</td><td>46.00</td><td>33.26</td><td>2.57</td><td>20.86</td><td>32.22</td><td>---</td><td>---</td><td>Peak</td></tr> <tr><td>4</td><td>475.23</td><td>28.07</td><td>-17.93</td><td>46.00</td><td>34.21</td><td>2.94</td><td>23.55</td><td>32.63</td><td>---</td><td>---</td><td>Peak</td></tr> <tr><td>5</td><td>559.62</td><td>31.56</td><td>-14.44</td><td>46.00</td><td>35.36</td><td>3.19</td><td>25.48</td><td>32.47</td><td>---</td><td>---</td><td>Peak</td></tr> <tr><td>6</td><td>827.34</td><td>37.04</td><td>-8.96</td><td>46.00</td><td>36.28</td><td>3.88</td><td>28.80</td><td>31.92</td><td>---</td><td>---</td><td>Peak</td></tr> </tbody> </table>	Peak	Freq (MHz)	Level (dBuV/m)	Over Limit (dB)	Limit (dBuV/m)	Read Level (dBuV)	Cable Loss (dB)	Antenna Loss (dB/m)	Preamp Factor (dB)	A/Pos (cm)	T/Pos (deg)	Remark	1	61.04	30.19	-9.81	40.00	49.84	0.85	11.96	32.46	---	---	Peak	2	250.19	22.99	-23.01	46.00	34.01	2.13	19.02	32.17	---	---	Peak	3	362.71	24.47	-21.53	46.00	33.26	2.57	20.86	32.22	---	---	Peak	4	475.23	28.07	-17.93	46.00	34.21	2.94	23.55	32.63	---	---	Peak	5	559.62	31.56	-14.44	46.00	35.36	3.19	25.48	32.47	---	---	Peak	6	827.34	37.04	-8.96	46.00	36.28	3.88	28.80	31.92	---	---	Peak
Peak	Freq (MHz)	Level (dBuV/m)	Over Limit (dB)	Limit (dBuV/m)	Read Level (dBuV)	Cable Loss (dB)	Antenna Loss (dB/m)	Preamp Factor (dB)	A/Pos (cm)	T/Pos (deg)	Remark																																																																																																																																																															
1	62.01	28.22	-11.78	40.00	47.79	0.86	12.02	32.45	---	---	Peak																																																																																																																																																															
2	237.58	30.89	-15.11	46.00	43.70	2.08	17.28	32.17	---	---	Peak																																																																																																																																																															
3	250.19	31.59	-14.41	46.00	42.61	2.13	19.02	32.17	---	---	Peak																																																																																																																																																															
4	475.23	27.88	-18.12	46.00	34.02	2.94	23.55	32.63	---	---	Peak																																																																																																																																																															
5	874.87	37.97	-8.03	46.00	36.43	3.99	29.20	31.65	---	---	Peak																																																																																																																																																															
6	925.31	35.31	-10.69	46.00	32.38	4.10	30.07	31.24	---	---	Peak																																																																																																																																																															
Peak	Freq (MHz)	Level (dBuV/m)	Over Limit (dB)	Limit (dBuV/m)	Read Level (dBuV)	Cable Loss (dB)	Antenna Loss (dB/m)	Preamp Factor (dB)	A/Pos (cm)	T/Pos (deg)	Remark																																																																																																																																																															
1	61.04	30.19	-9.81	40.00	49.84	0.85	11.96	32.46	---	---	Peak																																																																																																																																																															
2	250.19	22.99	-23.01	46.00	34.01	2.13	19.02	32.17	---	---	Peak																																																																																																																																																															
3	362.71	24.47	-21.53	46.00	33.26	2.57	20.86	32.22	---	---	Peak																																																																																																																																																															
4	475.23	28.07	-17.93	46.00	34.21	2.94	23.55	32.63	---	---	Peak																																																																																																																																																															
5	559.62	31.56	-14.44	46.00	35.36	3.19	25.48	32.47	---	---	Peak																																																																																																																																																															
6	827.34	37.04	-8.96	46.00	36.28	3.88	28.80	31.92	---	---	Peak																																																																																																																																																															



<Co-Location>

Mode	14																																																																																	
	Band Edge																																																																																	
	2400-2483.5_Zigbee_CH26_2480MHz																																																																																	
ANT	1																																																																																	
Pol.	Horizontal	Fundamental																																																																																
Peak	 <table border="1"> <thead> <tr> <th>Limit</th> <th>Read</th> <th>Ant</th> <th>Cable</th> <th>Preamp</th> <th>Aux</th> <th>APos</th> <th>TPos</th> <th>Remark</th> </tr> <tr> <th>Freq</th> <th>Level</th> <th>Line</th> <th>Margin</th> <th>Level</th> <th>Factor</th> <th>Loss</th> <th>Factor</th> <th>Factor</th> </tr> <tr> <th>MHz</th> <th>dBuV/m</th> <th>dBuV/m</th> <th>dB</th> <th>dBuV</th> <th>dB/m</th> <th>dB</th> <th>dB</th> <th>dB</th> </tr> </thead> <tbody> <tr> <td>1</td> <td>2483.50</td> <td>63.01</td> <td>74.00</td> <td>-10.99</td> <td>53.39</td> <td>33.17</td> <td>7.33</td> <td>36.88</td> <td>6.00</td> <td>109</td> <td>189</td> <td>PEAK</td> </tr> </tbody> </table>	Limit	Read	Ant	Cable	Preamp	Aux	APos	TPos	Remark	Freq	Level	Line	Margin	Level	Factor	Loss	Factor	Factor	MHz	dBuV/m	dBuV/m	dB	dBuV	dB/m	dB	dB	dB	1	2483.50	63.01	74.00	-10.99	53.39	33.17	7.33	36.88	6.00	109	189	PEAK	 <table border="1"> <thead> <tr> <th>Limit</th> <th>Read</th> <th>Ant</th> <th>Cable</th> <th>Preamp</th> <th>Aux</th> <th>APos</th> <th>TPos</th> <th>Remark</th> </tr> <tr> <th>Freq</th> <th>Level</th> <th>Line</th> <th>Margin</th> <th>Level</th> <th>Factor</th> <th>Loss</th> <th>Factor</th> <th>Factor</th> </tr> <tr> <th>MHz</th> <th>dBuV/m</th> <th>dBuV/m</th> <th>dB</th> <th>dBuV</th> <th>dB/m</th> <th>dB</th> <th>dB</th> <th>dB</th> </tr> </thead> <tbody> <tr> <td>1</td> <td>2480.00</td> <td>102.95</td> <td>-----</td> <td>-----</td> <td>93.37</td> <td>33.14</td> <td>7.32</td> <td>36.88</td> <td>6.00</td> <td>109</td> <td>189</td> <td>PEAK</td> </tr> </tbody> </table>	Limit	Read	Ant	Cable	Preamp	Aux	APos	TPos	Remark	Freq	Level	Line	Margin	Level	Factor	Loss	Factor	Factor	MHz	dBuV/m	dBuV/m	dB	dBuV	dB/m	dB	dB	dB	1	2480.00	102.95	-----	-----	93.37	33.14	7.32	36.88	6.00	109	189	PEAK
	Limit	Read	Ant	Cable	Preamp	Aux	APos	TPos	Remark																																																																									
Freq	Level	Line	Margin	Level	Factor	Loss	Factor	Factor																																																																										
MHz	dBuV/m	dBuV/m	dB	dBuV	dB/m	dB	dB	dB																																																																										
1	2483.50	63.01	74.00	-10.99	53.39	33.17	7.33	36.88	6.00	109	189	PEAK																																																																						
Limit	Read	Ant	Cable	Preamp	Aux	APos	TPos	Remark																																																																										
Freq	Level	Line	Margin	Level	Factor	Loss	Factor	Factor																																																																										
MHz	dBuV/m	dBuV/m	dB	dBuV	dB/m	dB	dB	dB																																																																										
1	2480.00	102.95	-----	-----	93.37	33.14	7.32	36.88	6.00	109	189	PEAK																																																																						
Avg	 <table border="1"> <thead> <tr> <th>Limit</th> <th>Read</th> <th>Ant</th> <th>Cable</th> <th>Preamp</th> <th>Aux</th> <th>APos</th> <th>TPos</th> <th>Remark</th> </tr> <tr> <th>Freq</th> <th>Level</th> <th>Line</th> <th>Margin</th> <th>Level</th> <th>Factor</th> <th>Loss</th> <th>Factor</th> <th>Factor</th> </tr> <tr> <th>MHz</th> <th>dBuV/m</th> <th>dBuV/m</th> <th>dB</th> <th>dBuV</th> <th>dB/m</th> <th>dB</th> <th>dB</th> <th>dB</th> </tr> </thead> <tbody> <tr> <td>1</td> <td>2483.50</td> <td>50.04</td> <td>54.00</td> <td>-3.96</td> <td>40.42</td> <td>33.17</td> <td>7.33</td> <td>36.88</td> <td>6.00</td> <td>109</td> <td>189</td> <td>AVERAGE</td> </tr> </tbody> </table>	Limit	Read	Ant	Cable	Preamp	Aux	APos	TPos	Remark	Freq	Level	Line	Margin	Level	Factor	Loss	Factor	Factor	MHz	dBuV/m	dBuV/m	dB	dBuV	dB/m	dB	dB	dB	1	2483.50	50.04	54.00	-3.96	40.42	33.17	7.33	36.88	6.00	109	189	AVERAGE	 <table border="1"> <thead> <tr> <th>Limit</th> <th>Read</th> <th>Ant</th> <th>Cable</th> <th>Preamp</th> <th>Aux</th> <th>APos</th> <th>TPos</th> <th>Remark</th> </tr> <tr> <th>Freq</th> <th>Level</th> <th>Line</th> <th>Margin</th> <th>Level</th> <th>Factor</th> <th>Loss</th> <th>Factor</th> <th>Factor</th> </tr> <tr> <th>MHz</th> <th>dBuV/m</th> <th>dBuV/m</th> <th>dB</th> <th>dBuV</th> <th>dB/m</th> <th>dB</th> <th>dB</th> <th>dB</th> </tr> </thead> <tbody> <tr> <td>1</td> <td>2480.00</td> <td>99.61</td> <td>-----</td> <td>-----</td> <td>90.00</td> <td>33.16</td> <td>7.33</td> <td>36.88</td> <td>6.00</td> <td>109</td> <td>189</td> <td>AVERAGE</td> </tr> </tbody> </table>	Limit	Read	Ant	Cable	Preamp	Aux	APos	TPos	Remark	Freq	Level	Line	Margin	Level	Factor	Loss	Factor	Factor	MHz	dBuV/m	dBuV/m	dB	dBuV	dB/m	dB	dB	dB	1	2480.00	99.61	-----	-----	90.00	33.16	7.33	36.88	6.00	109	189	AVERAGE
	Limit	Read	Ant	Cable	Preamp	Aux	APos	TPos	Remark																																																																									
Freq	Level	Line	Margin	Level	Factor	Loss	Factor	Factor																																																																										
MHz	dBuV/m	dBuV/m	dB	dBuV	dB/m	dB	dB	dB																																																																										
1	2483.50	50.04	54.00	-3.96	40.42	33.17	7.33	36.88	6.00	109	189	AVERAGE																																																																						
Limit	Read	Ant	Cable	Preamp	Aux	APos	TPos	Remark																																																																										
Freq	Level	Line	Margin	Level	Factor	Loss	Factor	Factor																																																																										
MHz	dBuV/m	dBuV/m	dB	dBuV	dB/m	dB	dB	dB																																																																										
1	2480.00	99.61	-----	-----	90.00	33.16	7.33	36.88	6.00	109	189	AVERAGE																																																																						