

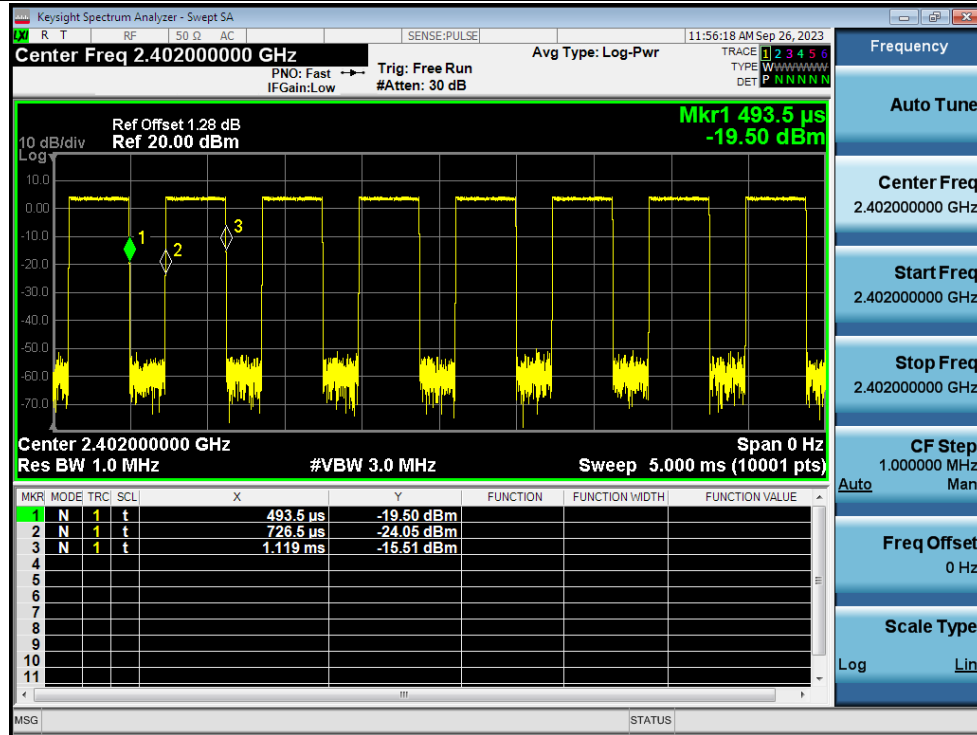
Appendix A

Duty Cycle

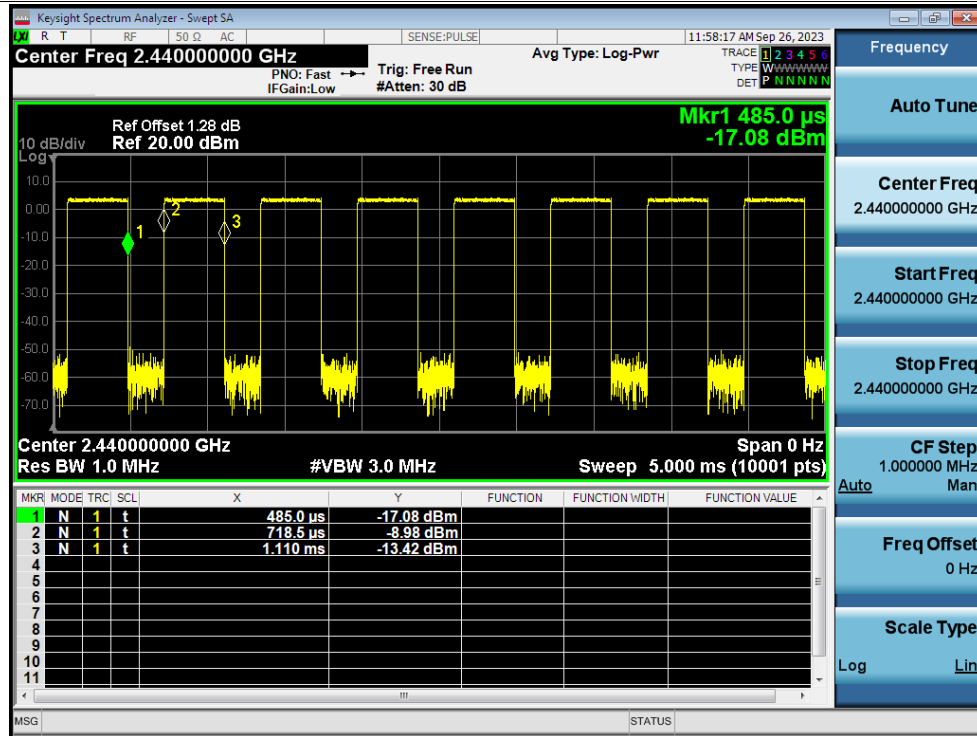
Condition	Mode	Frequency (MHz)	Antenna	On Time (ms)	Period (ms)	Duty Cycle (%)	Correction Factor (dB)	1/T (kHz)	Final settingFor VBW (kHz)
NVNT	BLE 1M	2402	Ant1	0.39	0.62	62.9	2.01	2.55	1
NVNT	BLE 1M	2440	Ant1	0.39	0.63	61.9	2.08	2.55	1
NVNT	BLE 1M	2480	Ant1	0.39	0.62	62.9	2.01	2.55	1

Test Graphs

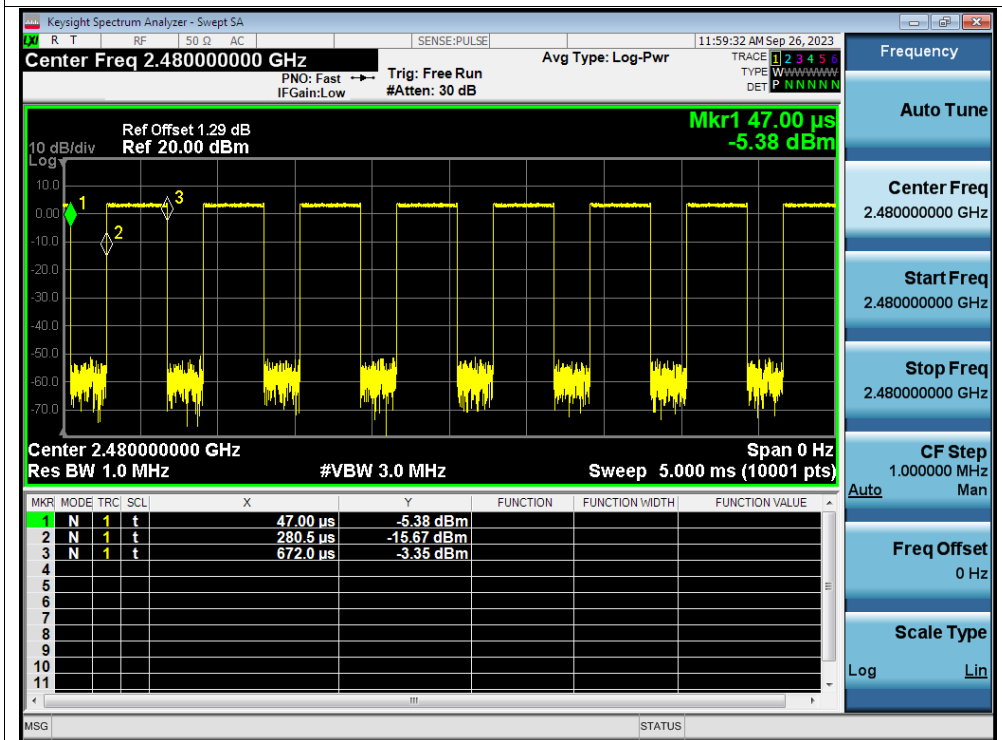
Duty Cycle NVNT BLE 1M 2402MHz Ant1



Duty Cycle NVNT BLE 1M 2440MHz Ant1



Duty Cycle NVNT BLE 1M 2480MHz Ant1



Maximum Conducted Output Power

Condition	Mode	Frequency (MHz)	Antenna	Conducted Power (dBm)	Duty Factor (dB)	Total Power (dBm)	Limit (dBm)	Verdict
NVNT	BLE 1M	2402	Ant1	4.34	0	4.34	30	Pass
NVNT	BLE 1M	2440	Ant1	4.25	0	4.25	30	Pass
NVNT	BLE 1M	2480	Ant1	3.94	0	3.94	30	Pass

Test Graphs

Power NVNT BLE 1M 2402MHz Ant1



Power NVNT BLE 1M 2440MHz Ant1



Power NVNT BLE 1M 2480MHz Ant1

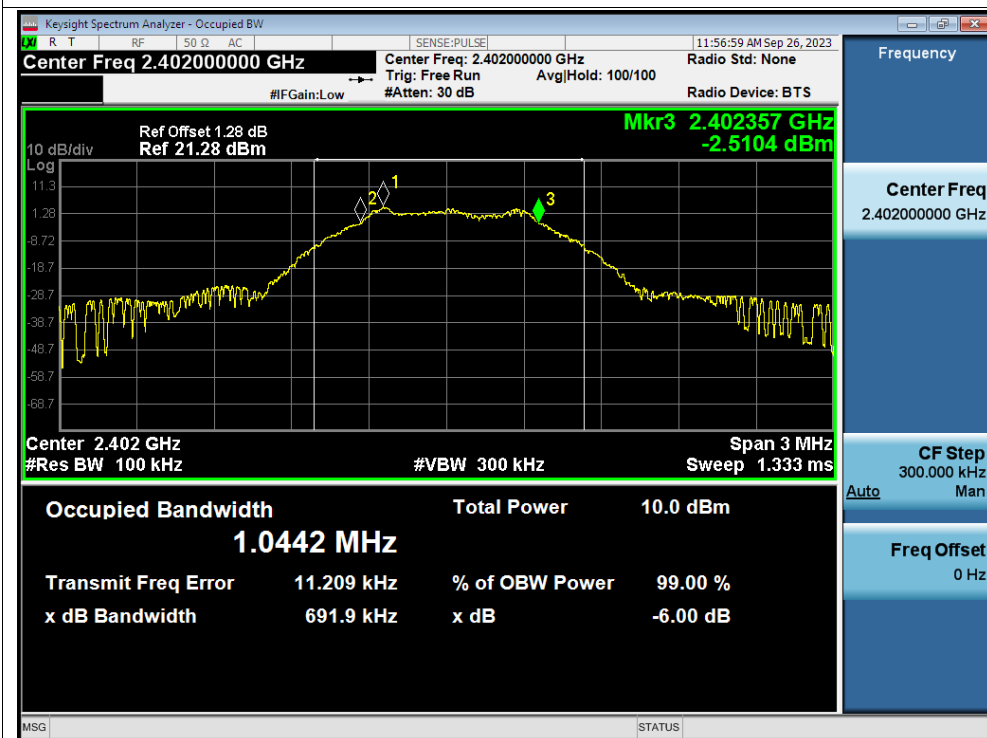


-6dB Bandwidth

Condition	Mode	Frequency (MHz)	Antenna	-6 dB Bandwidth (MHz)	Limit -6 dB Bandwidth (MHz)	Verdict
NVNT	BLE 1M	2402	Ant1	0.692	0.5	Pass
NVNT	BLE 1M	2440	Ant1	0.702	0.5	Pass
NVNT	BLE 1M	2480	Ant1	0.699	0.5	Pass

Test Graphs

-6dB Bandwidth NVNT BLE 1M 2402MHz Ant1



-6dB Bandwidth NVNT BLE 1M 2440MHz Ant1



-6dB Bandwidth NVNT BLE 1M 2480MHz Ant1



Occupied Channel Bandwidth

Condition	Mode	Frequency (MHz)	Antenna	99% OBW (MHz)
NVNT	BLE 1M	2402	Ant1	1.045
NVNT	BLE 1M	2440	Ant1	1.044
NVNT	BLE 1M	2480	Ant1	1.042

Test Graphs

OBW NVNT BLE 1M 2402MHz Ant1



OBW NVNT BLE 1M 2440MHz Ant1



OBW NVNT BLE 1M 2480MHz Ant1

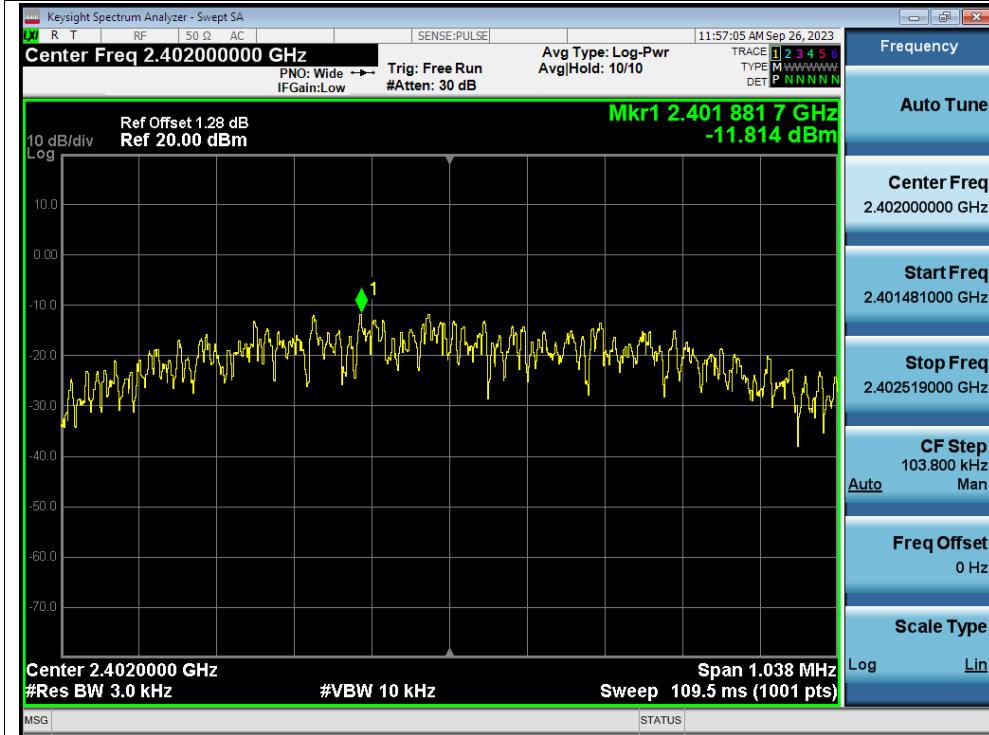


Maximum Power Spectral Density Level

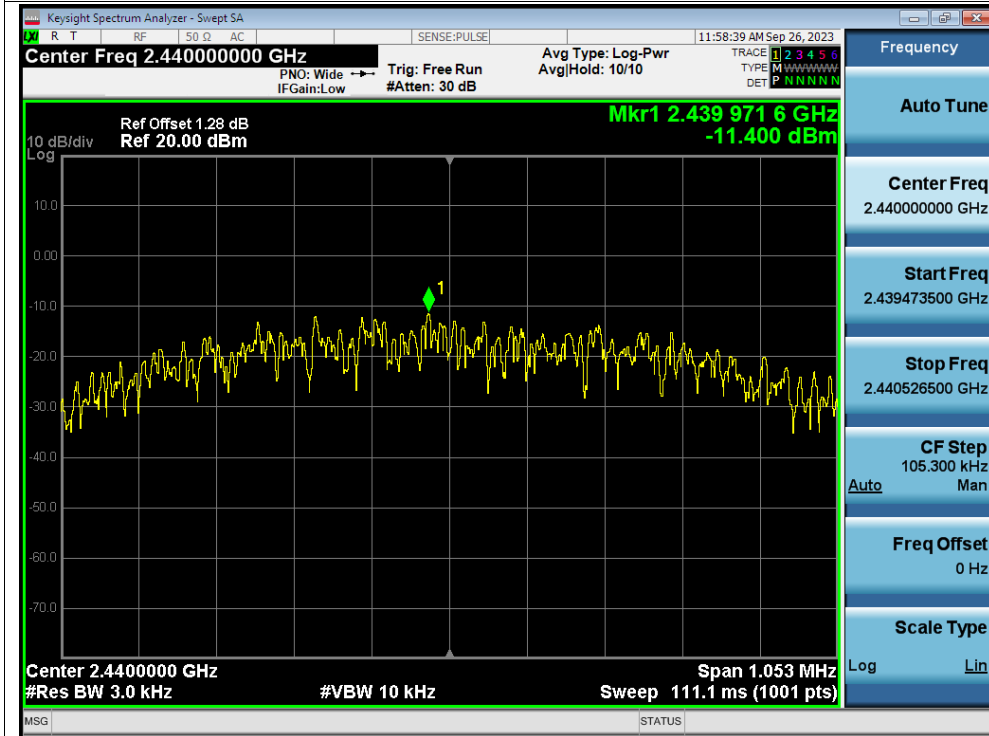
Condition	Mode	Frequency (MHz)	Antenna	Conducted PSD (dBm/3kHz)	Duty Factor (dB)	Total PSD (dBm/3kHz)	Limit (dBm/3kHz)	Verdict
NVNT	BLE 1M	2402	Ant1	-11.81	0	-11.81	8	Pass
NVNT	BLE 1M	2440	Ant1	-11.4	0	-11.4	8	Pass
NVNT	BLE 1M	2480	Ant1	-11.78	0	-11.78	8	Pass

Test Graphs

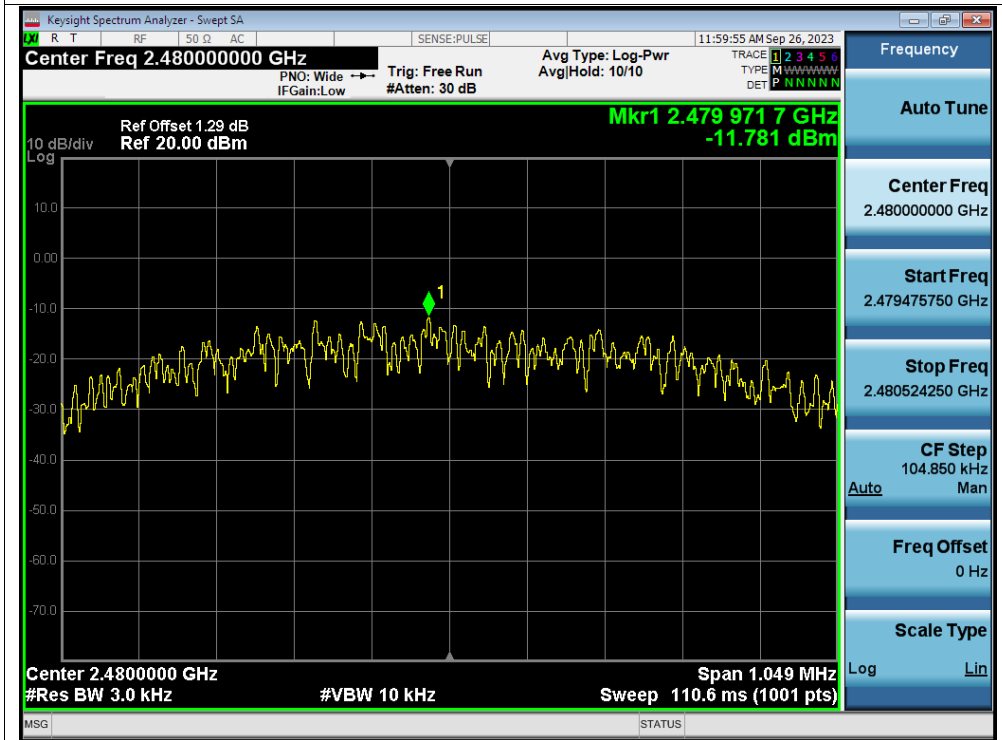
PSD NVNT BLE 1M 2402MHz Ant1



PSD NVNT BLE 1M 2440MHz Ant1



PSD NVNT BLE 1M 2480MHz Ant1



Band Edge

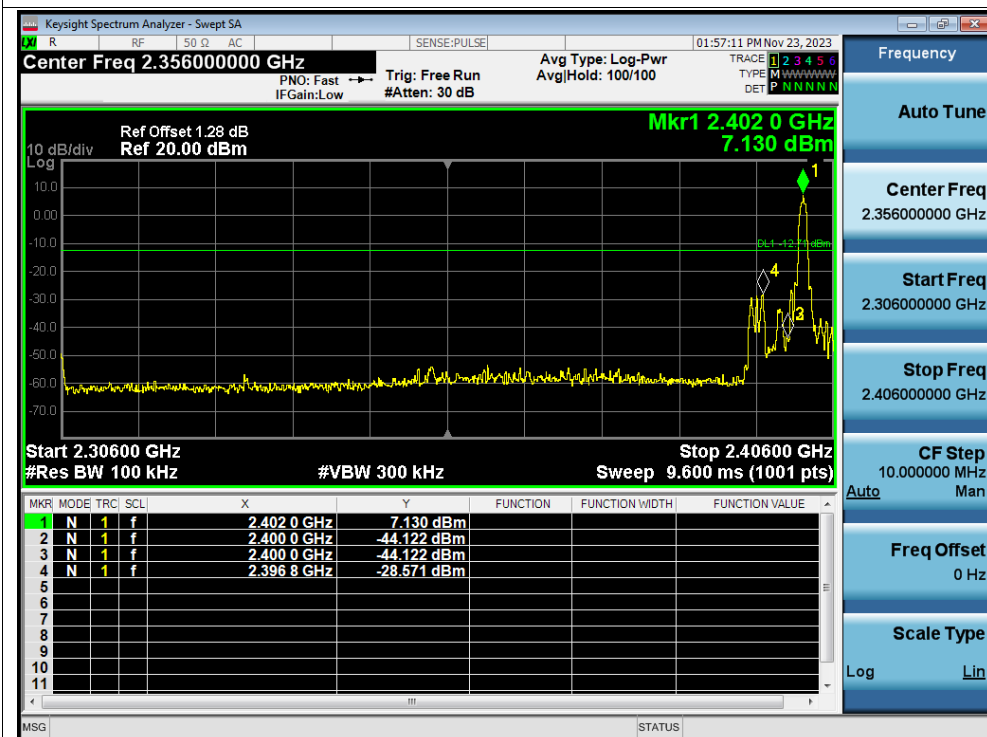
Condition	Mode	Frequency (MHz)	Antenna	Max Value (dBc)	Limit (dBc)	Verdict
NVNT	BLE 1M	2402	Ant1	-35.86	-20	Pass
NVNT	BLE 1M	2480	Ant1	-48.27	-20	Pass

Test Graphs

Band Edge NVNT BLE 1M 2402MHz Ant1 Ref



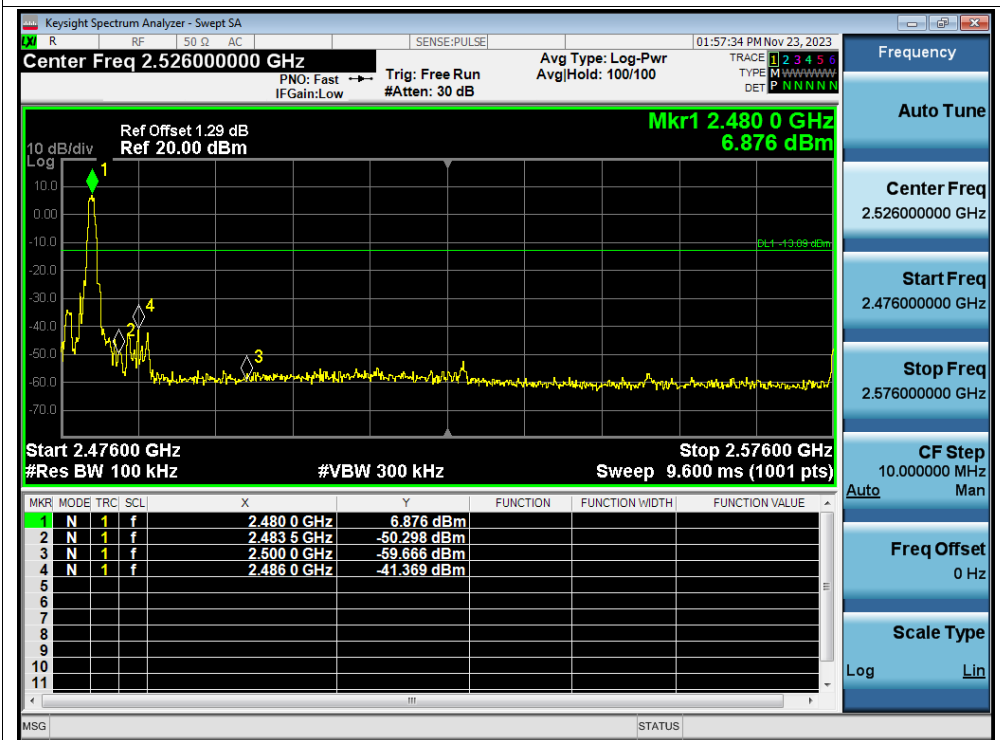
Band Edge NVNT BLE 1M 2402MHz Ant1 Emission



Band Edge NVNT BLE 1M 2480MHz Ant1 Ref



Band Edge NVNT BLE 1M 2480MHz Ant1 Emission



Conducted RF Spurious Emission

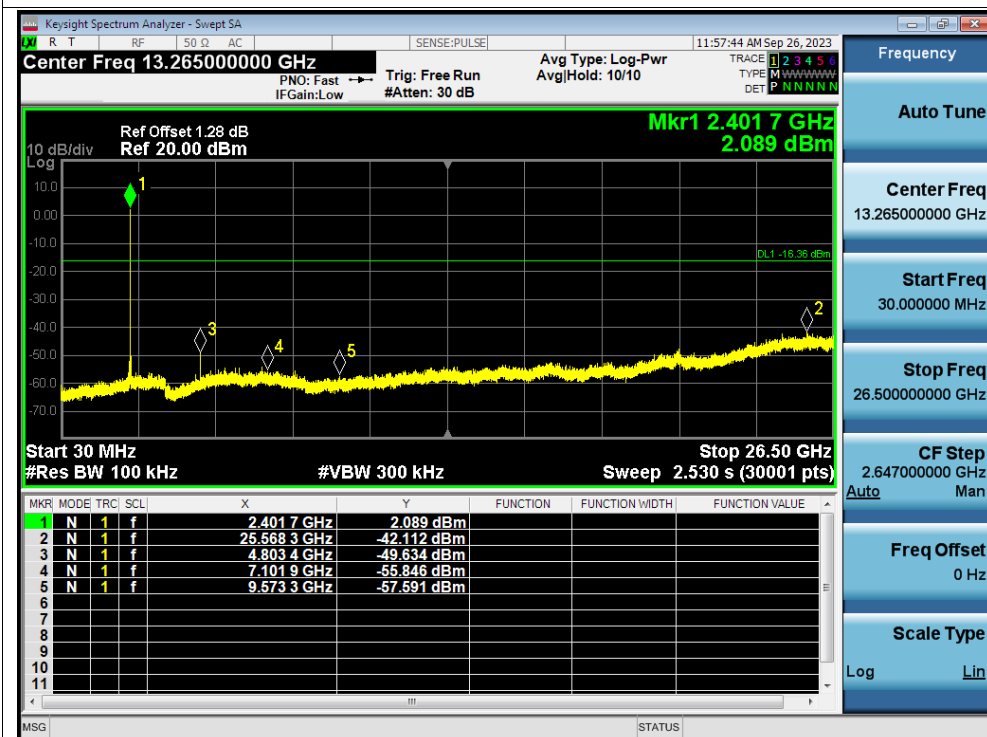
Condition	Mode	Frequency (MHz)	Antenna	Max Value (dBc)	Limit (dBc)	Verdict
NVNT	BLE 1M	2402	Ant1	-45.75	-20	Pass
NVNT	BLE 1M	2440	Ant1	-45.99	-20	Pass
NVNT	BLE 1M	2480	Ant1	-45.29	-20	Pass

Test Graphs

Tx. Spurious NVNT BLE 1M 2402MHz Ant1 Ref



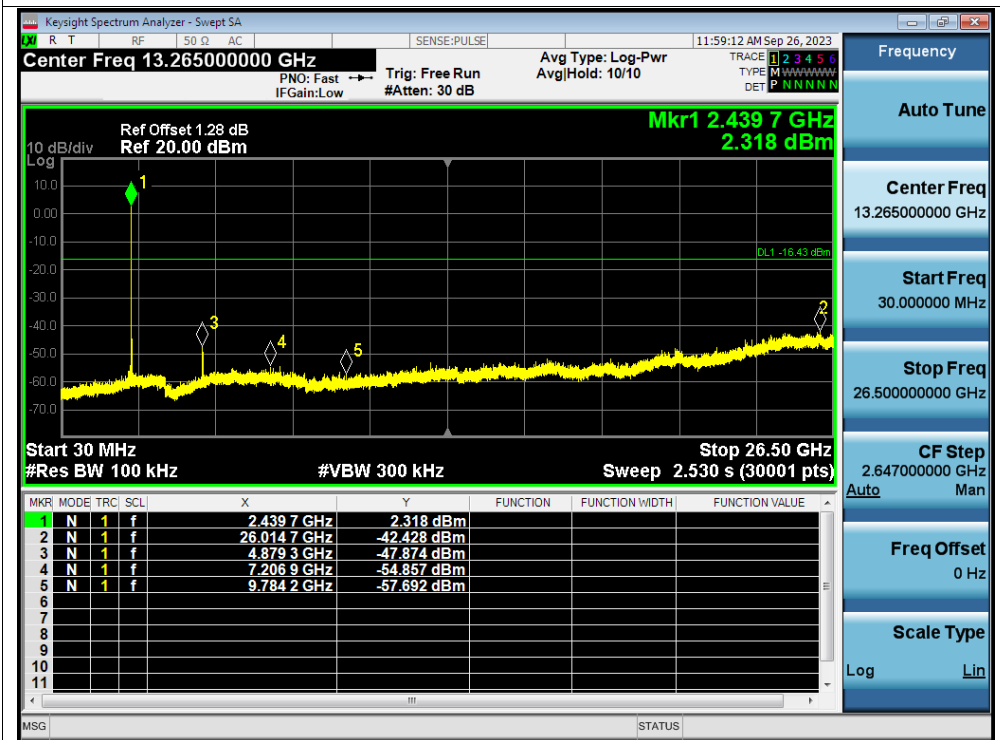
Tx. Spurious NVNT BLE 1M 2402MHz Ant1 Emission



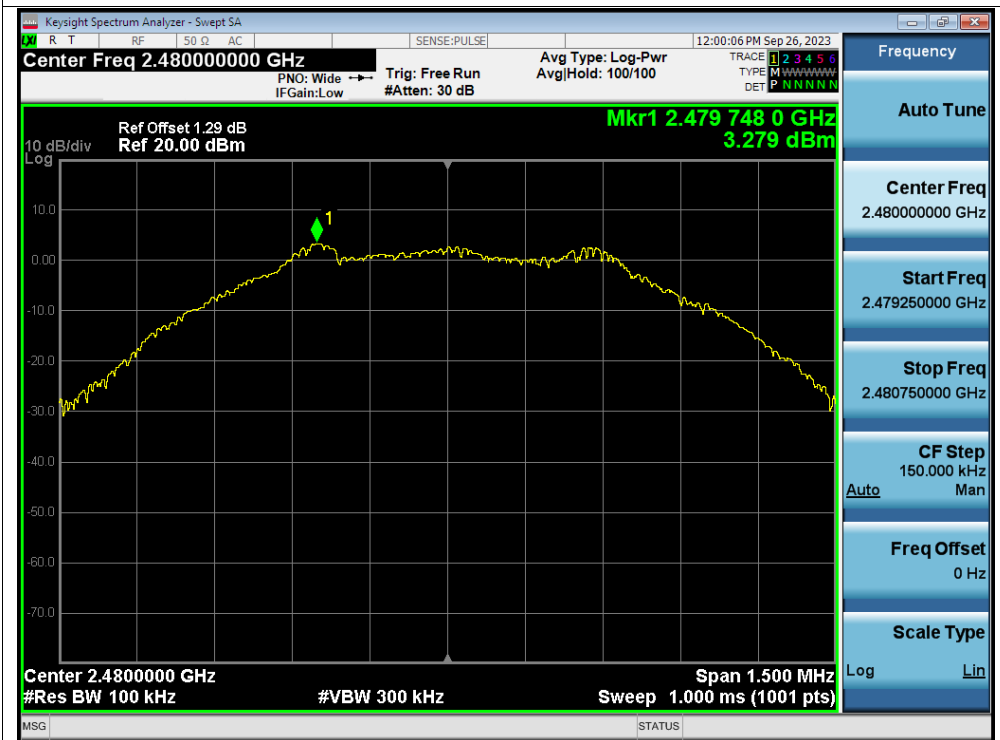
Tx. Spurious NVNT BLE 1M 2440MHz Ant1 Ref



Tx. Spurious NVNT BLE 1M 2440MHz Ant1 Emission



Tx. Spurious NVNT BLE 1M 2480MHz Ant1 Ref



Tx. Spurious NVNT BLE 1M 2480MHz Ant1 Emission

