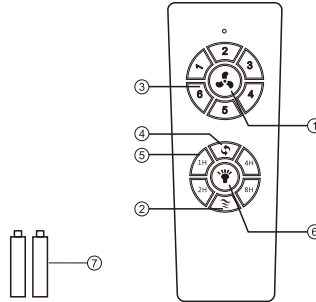


DC Fan Lamp Remote Controller User Manual

Function Introduction


No. 22040075


- ① Fan Shutdown/WIFI
- ② Natural Wind
- ③ Speed Controller
- ④ Rotation Direction
- ⑤ Timer
- ⑥ Light ON/OFF/Learning
- ⑦ 1.5V AAA battery * 2pcs



Pairing Method

You will hear a sound of 'beep', when the fan switch on.

1. The remote pairing: please press the  key immediately till you hear the long 'beep' sound.

2. The App pairing: please long press the  key immediately till you hear the long 'beep' sound. And then, enter the Wifi_Pair status (Intellectual product).

Notices

1. When the emitter is unable to remotely control the receiver, please check whether the emitter's batteries are in good contact, whether they are fixed properly and whether they run out of use.
2. When the emitter is unable to remotely control the receiver, please check whether there is other remote control products around the space and check whether the keys are pressed down, because same nature of remote control product may cause interference with each other resulting in poor receiving effect. Taking away such articles will normalize the remote control function. (the infrared remote controller is not included).
3. Please use this product under applicable voltage. Too low voltage will lead to failure of the remote controller to work (Please refer to the product label for the voltage range and related parameters).
4. Please take out the batteries if you will not use this product for a long time.

FCC Warning

This device complies with part 15 of the FCC rules. Operation is subject to the following two conditions:

(1) this device may not cause harmful interference, and

(2) this device must accept any interference received, including interference that may cause undesired operation.

NOTE:

This equipment has been tested and found to comply with the limits for a Class B digital device, pursuant to part 15 of the

FCC Rules. These limits are designed to

provide reasonable protection against

harmful interference in a residential

installation. This equipment generates uses

and can radiate radio frequency energy and, if not installed and used in accordance

with the instructions, may cause harmful interference to radio communications.

However, there is no guarantee that interference will not occur in a particular installation. If this

equipment does cause harmful interference to radio or television reception, which can be determined

by turning the equipment off and on, the use

is encouraged to try to correct the

interference by one or more of the

following measures:

- Reorient or relocate the receiving antenna.
- Increase the separation between the equipment and receiver.
- Connect the equipment into an outlet on a circuit different from that to which the receiver is connected.
- Consult the dealer or an experienced radio/TV technician for help.

Radiation Exposure Statement

The device has been evaluated to meet

general RF exposure requirement. The

device can be used in portable exposure

condition without restriction.