



Noorio

QUICK START GUIDE


Smart Hub




What's Included




Hub




Ethernet cable



Power cable




Quick start guide




Power plug

Product Overview



Status LED • •Speaker



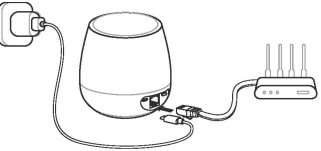
Power port • Ethernet port • Sync button

LED Indication


LED Light	Status
Flashing blue	Ready for setup
Solid blue	Powered on
Solid red	Resetting
Flashing Blue Quickly	Updating

Set Up Your Device

1. Connect the power cable and ethernet cable to your Noorio Smart Hub.



2. Scan the code below to get the Noorio APP.



3. Tap "Set up a Device" to add the device.

For online help and support, visit:
<https://support.nooriolife.com/>

Notice

FCC Statement

This device complies with Part 15 of the FCC Rules. Operation is subject to the following two conditions:
(1)This device may not cause harmful interference.
(2)This device must accept any interference received, including interference that may cause undesired operation.

Caution: Any changes or modifications not expressly approved by the party responsible for compliance could void the user's authority to operate the equipment.

Note: This equipment has been tested and found to comply with the limits for a Class B digital device, pursuant to Part 15 of the FCC Rules. These limits are designed to provide reasonable protection against harmful interference in a residential installation. This equipment generates uses and can radiate radio frequency energy and, if not installed and used in accordance with the instructions, may cause harmful interference to radio communications. However, there is no guarantee that interference will not occur in a particular installation. If this equipment does cause harmful interference to radio or television reception, which can be determined by turning the equipment off and on, the user is encouraged to try to correct the interference by one or more of the following measures:
(1) Reorient or relocate the receiving antenna.
(2) Increase the separation between the equipment and receiver.

(3) Connect the equipment into an outlet on a circuit different from that to which the receiver is connected.
(4) Consult the dealer or an experienced radio/TV technician for help.

Radio Frequency Exposure Statement


The device has been evaluated to meet general RF exposure requirements.
The device can be used in fixed/mobile exposure condition.
The min separation distance is 20cm.

CE

This product complies with the radio interference requirements of the European Community.

Declaration of Conformity

This product complies with the essential requirements and other relevant provisions of Directive 2014/53/EU. For the declaration of conformity, visit <https://www.nooriolife.com/>



This symbol means the product must not be discarded as household waste, and should be delivered to an appropriate collection facility for recycling. Proper disposal and recycling helps protect natural resources, human health and the environment. For more information on disposal and recycling of this product, contact your local municipality, disposal service, or the shop where you bought this product.

ISED Statement

This device complies with ISED licence-exempt RSS standard(s) Operation is subject to the following two conditions
(1) this device may not cause interference, and
(2) this device must accept any interference, including interference that may cause undesired operation of the device

ISED RF Statement:

When using the product, maintain a distance of 20cm from the body to ensure compliance with RF exposure requirements

ISED RSS Warning:

Le présent appareil est conforme aux CNR d'ISED applicables aux appareils radio exempts de licence. L'exploitation est autorisée aux deux conditions suivantes:
(1)l'appareil ne doit pas produire de brouillage, et
(2)l'utilisateur de l'appareil doit accepter tout brouillage radioélectrique subi, même si le brouillage est susceptible d'en compromettre le fonctionnement.
ISED RF exposure statement:
Le rayonnement de la classe B respecte ISED fixaient un environnement non contrôlés.Installation et mise en œuvre de ce matériel devrait avecchangeur distance minimale entre 20 cm ton corps.Lanceurs ou ne peuvent pascoexister cette antenne ou capteurs avec d'autres.

Customer Service

Warranty

1 year limited warranty

Email Us

Customer Support: support@nooriolife.com

Noorio Innovations Limited

Level 54, Hopewell Centre, 183 Queen's Road East, HongKong

