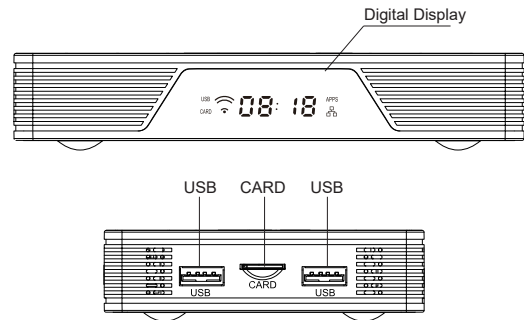
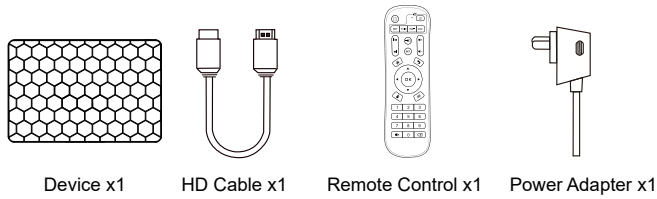
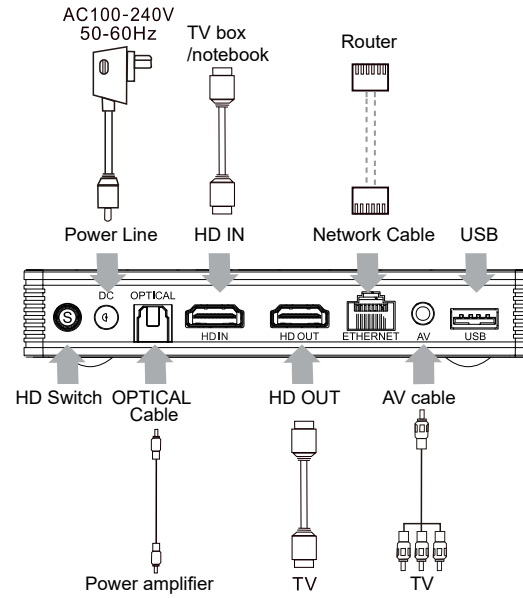


## User Manual Package Contents



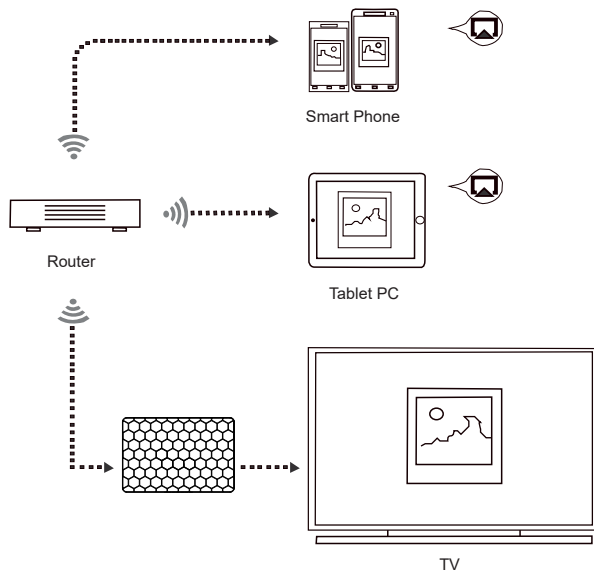
## Connection Interface



## Installation Steps

- 01** Connect the TV Box with the power supply .
- 02** Connect the TV Box to the TV with an HD cable or AV cable.
- 03** For a wired connection, plug in Ethernet cable from the TV Box to your modem or router. For wireless, choose your Wi-Fi network and input the Wi-Fi password.



## Multi-screen Interaction




## The Screen Casting

**Introduction:**  
The TV Box lets you play photos, music and videos from smart phone or tablet computer on TV.

**Preparation:**  
Make sure your device ( s ) and TV Box are connected to the same network.

**How to use:**  
After your device ( s ) and TV Box are connected to the same network, the logo  will show up in the related applications of your device ( s ). Click the  and share the photos, music and videos on TV.

## Key Features

- Allwinner H618** CPU: Quad-core ARM Cortex A53 processor  
GPU: Mali G31, supports OpenGL ES 1.0 / 2.0 / 3.2 , Vulkan 1.1, OpenCL 2.0.
- 4K** Supports video decoding up to 4K 60fps; Supports multi-formats: H265 Main10 L5.1 up to 4K 60fps and 6K 30fps.
-  100/1000M Ethernet, 802.11b/g/n/ac/ax 2.4G/5G WiFi6, Bluetooth 5.X.
- OS** Android 12 OS, OTA upgrade support.

Warning: Changes or modifications to this unit not expressly approved by the party responsible for compliance could void the user's authority to operate the equipment.

NOTE: This device complies with part 15 of the FCC Rules. Operation is subject to the following two conditions: (1) This device may not cause harmful interference, and (2) this device must accept any interference received, including interference that may cause undesired operation.

FCC Statement: This equipment has been tested and found to comply with the limits for a Class B digital device, pursuant to part 15 of the FCC Rules. These limits are designed to provide reasonable protection against harmful interference in a residential installation. This equipment generates, uses and can radiate radio frequency energy and, if not installed and used in accordance with the instructions, may cause harmful interference to radio communications. However, there is no guarantee that interference will not occur in a particular installation. If this equipment does cause harmful interference to radio or television reception, which can be determined by turning the equipment off and on, the user is encouraged to try to correct the interference by one or more of the following measures:

- Reorient or relocate the receiving antenna.
- Increase the separation between the equipment and receiver.

- Connect the equipment into an outlet on a circuit different from that to which the receiver is connected.
- Consult the dealer or an experienced radio/TV technician for help.

The equipment complies with FCC Radiation exposure limit set forth for uncontrolled environment. This equipment should be installed and operated with minimum distance 20cm between the radiator and your body.