

# TEST REPORT

**Applicant:** Smartie International LLC  
**Address of Applicant:** 160 Greentree Dr, Dover, DE 19904, USA  
**Manufacturer/ Factory:** Smartie International LLC  
**Address of Manufacturer/ Factory:** 160 Greentree Dr, Dover, DE 19904, USA  
**Equipment Under Test (EUT)**  
Product Name: WiFi Smoke Alarm  
Model No.: S-WF240  
**FCC ID:** 2A6RONBB  
**Applicable standards:** FCC CFR Title 47 Part 15 Subpart C Section 15.247  
**Date of sample receipt:** May 05, 2022  
**Date of Test:** May 06-16, 2022  
**Date of report issued:** May 17, 2022  
**Test Result :** PASS \*

\* In the configuration tested, the EUT complied with the standards specified above.

Authorized Signature:



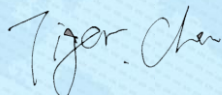
**Robinson Luo**  
**Laboratory Manager**

This results shown in this test report refer only to the sample(s) tested, this test report cannot be reproduced, except in full, without prior written permission of the company. The report would be invalid without specific stamp of test institute and the signatures of compiler and approver.

## 2 Version

| Version No. | Date         | Description |
|-------------|--------------|-------------|
| 00          | May 17, 2022 | Original    |
|             |              |             |
|             |              |             |
|             |              |             |
|             |              |             |

**Prepared By:**



**Date:**

May 17, 2022

\_\_\_\_\_  
**Project Engineer**

**Check By:**

  
\_\_\_\_\_  
**Reviewer**

**Date:**

May 17, 2022

## 3 Contents

|  | Page |
|--|------|
| 1 COVER PAGE.....  | 1    |
| 2 VERSION.....   | 2    |
| 3 CONTENTS .....   | 3    |
| 4 TEST SUMMARY .....   | 4    |
| 5 GENERAL INFORMATION.....                                       | 5    |
| 5.1 GENERAL DESCRIPTION OF EUT .....                             | 5    |
| 5.2 TEST MODE .....  | 7    |
| 5.3 DESCRIPTION OF SUPPORT UNITS .....                           | 7    |
| 5.4 DEVIATION FROM STANDARDS.....                                | 7    |
| 5.5 ABNORMALITIES FROM STANDARD CONDITIONS .....                 | 7    |
| 5.6 TEST FACILITY.....   | 7    |
| 5.7 TEST LOCATION .....  | 7    |
| 5.8 ADDITIONAL INSTRUCTIONS.....                                 | 7    |
| 6 TEST INSTRUMENTS LIST .....                                    | 8    |
| 7 TEST RESULTS AND MEASUREMENT DATA.....                         | 10   |
| 7.1 ANTENNA REQUIREMENT .....                                    | 10   |
| 7.2 CONDUCTED PEAK OUTPUT POWER .....                            | 11   |
| 7.3 CHANNEL BANDWIDTH .....                                      | 12   |
| 7.4 POWER SPECTRAL DENSITY .....                                 | 13   |
| 7.5 SPURIOUS EMISSION IN NON-RESTRICTED & RESTRICTED BANDS ..... | 14   |
| 7.5.1 Conducted Emission Method.....                             | 14   |
| 7.5.2 Radiated Emission Method.....                              | 15   |
| 8 TEST SETUP PHOTO .....   | 32   |
| 9 EUT CONSTRUCTIONAL DETAILS .....                               | 32   |

## 4 Test Summary

| Test Item                        | Section                    | Result |
|----------------------------------|----------------------------|--------|
| Antenna requirement              | FCC part 15.203/15.247 (c) | Pass   |
| AC Power Line Conducted Emission | FCC part 15.207            | N/A    |
| Conducted Peak Output Power      | FCC part 15.247 (b)(3)     | Pass   |
| Channel Bandwidth & 99% OCB      | FCC part 15.247 (a)(2)     | Pass   |
| Power Spectral Density           | FCC part 15.247 (e)        | Pass   |
| Band Edge                        | FCC part 15.247(d)         | Pass   |
| Spurious Emission                | FCC part 15.205/15.209     | Pass   |

*Remark: Test according to ANSI C63.10:2013 and RSS-Gen*

*Pass: The EUT complies with the essential requirements in the standard.*

*N/A: Not applicable.*

### Measurement Uncertainty

| Test Item                        | Frequency Range | Measurement Uncertainty | Notes |
|----------------------------------|-----------------|-------------------------|-------|
| Radiated Emission                | 9kHz-30MHz      | 3.1dB                   | (1)   |
| Radiated Emission                | 30MHz-200MHz    | 3.8039dB                | (1)   |
| Radiated Emission                | 200MHz-1GHz     | 3.9679dB                | (1)   |
| Radiated Emission                | 1GHz-18GHz      | 4.29dB                  | (1)   |
| Radiated Emission                | 18GHz-40GHz     | 3.30dB                  | (1)   |
| AC Power Line Conducted Emission | 0.15MHz ~ 30MHz | 3.44dB                  | (1)   |

Note (1): The measurement uncertainty is for coverage factor of k=2 and a level of confidence of 95%.



## 5 General Information

### 5.1 General Description of EUT

|                        |  |
|------------------------|--|
| Product Name:          | WiFi Smoke Alarm   |
| Model No.:             | S-WF240  |
| S/N:                   | ZN0320614001   |
| Test sample(s) ID:     | GTS202204000234-1  |
| Sample(s) Status       | Engineer sample  |
| Operation Frequency:   | 802.11b/802.11g/802.11n(HT20): 2412MHz~2462MHz   |
| Channel numbers:       | 802.11b/802.11g /802.11n(HT20): 11   |
| Channel separation:    | 5MHz   |
| Modulation technology: | 802.11b: Direct Sequence Spread Spectrum (DSSS)<br>802.11g/802.11n(HT20):<br>Orthogonal Frequency Division Multiplexing (OFDM) |
| Antenna Type:          | PCB Antenna  |
| Antenna gain:          | 3dBi(Declared by applicant)  |
| Power Supply:          | DC3V CR123A Battery  |

| Operation Frequency each of channel |           |         |           |         |           |         |           |
|-------------------------------------|-----------|---------|-----------|---------|-----------|---------|-----------|
| Channel                             | Frequency | Channel | Frequency | Channel | Frequency | Channel | Frequency |
| 1                                   | 2412MHz   | 4       | 2427MHz   | 7       | 2442MHz   | 10      | 2457MHz   |
| 2                                   | 2417MHz   | 5       | 2432MHz   | 8       | 2447MHz   | 11      | 2462MHz   |
| 3                                   | 2422MHz   | 6       | 2437MHz   | 9       | 2452MHz   | X       |           |

Note:

In section 15.31(m), regards to the operating frequency range over 10 MHz, the Lowest frequency, the middle frequency, and the highest frequency of channel were selected to perform the test, and the selected channel see below:

| Test channel    | Frequency (MHz)               |
|-----------------|-------------------------------|
|                 | 802.11b/802.11g/802.11n(HT20) |
| Lowest channel  | 2412MHz                       |
| Middle channel  | 2437MHz                       |
| Highest channel | 2462MHz                       |

## 5.2 Test mode

|                   |  |
|-------------------|--|
| Transmitting mode | Keep the EUT in continuously transmitting mode, new battery used |
|-------------------|--|

We have verified the construction and function in typical operation. All the test modes were carried out with the EUT in transmitting operation, which was shown in this test report and defined as follows:

Pre-scan all kind of data rate in lowest channel, and found the follow list which it was worst case.

| Mode      | 802.11b | 802.11g | 802.11n(HT20) |
|-----------|---------|---------|---------------|
| Data rate | 1Mbps   | 6Mbps   | 6.5Mbps       |

## 5.3 Description of Support Units

|      |
|------|
| None |
|------|

## 5.4 Deviation from Standards

|       |
|-------|
| None. |
|-------|

## 5.5 Abnormalities from Standard Conditions

|       |
|-------|
| None. |
|-------|

## 5.6 Test Facility

The test facility is recognized, certified, or accredited by the following organizations:

- **FCC —Registration No.: 381383**

Designation Number: CN5029

Global United Technology Services Co., Ltd., Shenzhen EMC Laboratory has been registered and fully described in a report filed with the (FCC) Federal Communications Commission. The acceptance letter from the FCC is maintained in files.

- **IC —Registration No.: 9079A**

CAB identifier: CN0091

The 3m Semi-anechoic chamber of Global United Technology Services Co., Ltd. has been registered by Certification and Engineering Bureau of Industry Canada for radio equipment testing.

- **NVLAP (LAB CODE:600179-0)**

Global United Technology Services Co., Ltd., is accredited by the National Voluntary Laboratory Accreditation Program (NVLAP).

## 5.7 Test Location

|   |
|---|
| All tests were performed at:  |
| Global United Technology Services Co., Ltd.<br>Address: No. 123-128, Tower A, Jinyuan Business Building, No.2, Laodong Industrial Zone, Xixiang Road, Baoan District, Shenzhen, Guangdong, China 518102<br>Tel: 0755-27798480<br>Fax: 0755-27798960 |

## 5.8 Additional Instructions

|                   |  |
|-------------------|--|
| Test Software     | Special test software provided by manufacturer |
| Power level setup | Default  |



## 6 Test Instruments list

| Radiated Emission: |                                     |                                |                             |               |                     |                         |
|--------------------|-------------------------------------|--------------------------------|-----------------------------|---------------|---------------------|-------------------------|
| Item               | Test Equipment                      | Manufacturer                   | Model No.                   | Inventory No. | Cal.Date (mm-dd-yy) | Cal.Due date (mm-dd-yy) |
| 1                  | 3m Semi- Anechoic Chamber           | ZhongYu Electron               | 9.2(L)*6.2(W)* 6.4(H)       | GTS250        | July. 02 2020       | July. 01 2025           |
| 2                  | Control Room                        | ZhongYu Electron               | 6.2(L)*2.5(W)* 2.4(H)       | GTS251        | N/A                 | N/A                     |
| 3                  | EMI Test Receiver                   | Rohde & Schwarz                | ESU26                       | GTS203        | June. 24 2021       | June. 23 2022           |
| 4                  | BiConiLog Antenna                   | SCHWARZBECK<br>MESS-ELEKTRONIK | VULB9163                    | GTS214        | June. 24 2021       | June. 23 2022           |
| 5                  | Double -ridged waveguide horn       | SCHWARZBECK<br>MESS-ELEKTRONIK | BBHA 9120 D                 | GTS208        | June. 24 2021       | June. 23 2022           |
| 6                  | Horn Antenna                        | ETS-LINDGREN                   | 3160                        | GTS217        | June. 24 2021       | June. 23 2022           |
| 7                  | EMI Test Software                   | AUDIX                          | E3                          | N/A           | N/A                 | N/A                     |
| 8                  | Coaxial Cable                       | GTS                            | N/A                         | GTS213        | June. 24 2021       | June. 23 2022           |
| 9                  | Coaxial Cable                       | GTS                            | N/A                         | GTS211        | June. 24 2021       | June. 23 2022           |
| 10                 | Coaxial cable                       | GTS                            | N/A                         | GTS210        | June. 24 2021       | June. 23 2022           |
| 11                 | Coaxial Cable                       | GTS                            | N/A                         | GTS212        | June. 24 2021       | June. 23 2022           |
| 12                 | Amplifier(100kHz-3GHz)              | HP                             | 8347A                       | GTS204        | June. 24 2021       | June. 23 2022           |
| 13                 | Amplifier(2GHz-20GHz)               | HP                             | 84722A                      | GTS206        | June. 24 2021       | June. 23 2022           |
| 14                 | Amplifier (18-26GHz)                | Rohde & Schwarz                | AFS33-18002<br>650-30-8P-44 | GTS218        | June. 24 2021       | June. 23 2022           |
| 15                 | Band filter                         | Amindeon                       | 82346                       | GTS219        | June. 24 2021       | June. 23 2022           |
| 16                 | Power Meter                         | Anritsu                        | ML2495A                     | GTS540        | June. 24 2021       | June. 23 2022           |
| 17                 | Power Sensor                        | Anritsu                        | MA2411B                     | GTS541        | June. 24 2021       | June. 23 2022           |
| 18                 | Wideband Radio Communication Tester | Rohde & Schwarz                | CMW500                      | GTS575        | June. 24 2021       | June. 23 2022           |
| 19                 | Splitter                            | Agilent                        | 11636B                      | GTS237        | June. 24 2021       | June. 23 2022           |
| 20                 | Loop Antenna                        | ZHINAN                         | ZN30900A                    | GTS534        | June. 24 2021       | June. 23 2022           |
| 21                 | Breitband hornantenne               | SCHWARZBECK                    | BBHA 9170                   | GTS579        | Oct. 17 2021        | Oct. 16 2022            |
| 22                 | Amplifier                           | TDK                            | PA-02-02                    | GTS574        | Oct. 17 2021        | Oct. 16 2022            |
| 23                 | Amplifier                           | TDK                            | PA-02-03                    | GTS576        | Oct. 17 2021        | Oct. 16 2022            |
| 24                 | PSA Series Spectrum Analyzer        | Rohde & Schwarz                | FSP                         | GTS578        | June. 24 2021       | June. 23 2022           |



| RF Conducted Test: |  |              |                  |            |                     |                         |
|--------------------|--|--------------|------------------|------------|---------------------|-------------------------|
| Item               | Test Equipment                                 | Manufacturer | Model No.        | Serial No. | Cal.Date (mm-dd-yy) | Cal.Due date (mm-dd-yy) |
| 1                  | MXA Signal Analyzer                            | Agilent      | N9020A           | GTS566     | June. 24 2021       | June. 23 2022           |
| 2                  | EMI Test Receiver                              | R&S          | ESCI 7           | GTS552     | June. 24 2021       | June. 23 2022           |
| 3                  | Spectrum Analyzer                              | Agilent      | E4440A           | GTS533     | June. 24 2021       | June. 23 2022           |
| 4                  | MXG vector Signal Generator                    | Agilent      | N5182A           | GTS567     | June. 24 2021       | June. 23 2022           |
| 5                  | ESG Analog Signal Generator                    | Agilent      | E4428C           | GTS568     | June. 24 2021       | June. 23 2022           |
| 6                  | USB RF Power Sensor                            | DARE         | RPR3006W         | GTS569     | June. 24 2021       | June. 23 2022           |
| 7                  | RF Switch Box                                  | Shongyi      | RFSW3003328      | GTS571     | June. 24 2021       | June. 23 2022           |
| 8                  | Programmable Constant Temp & Humi Test Chamber | WEWON        | WHTH-150L-40-880 | GTS572     | June. 24 2021       | June. 23 2022           |

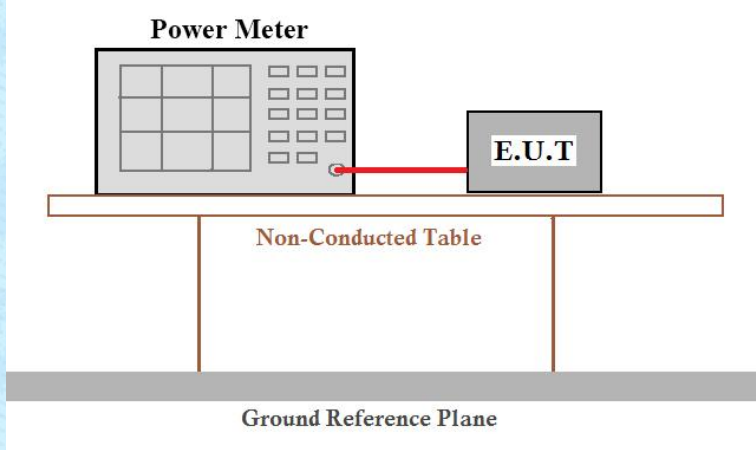
| General used equipment: |                                 |              |           |               |                     |                         |
|-------------------------|---------------------------------|--------------|-----------|---------------|---------------------|-------------------------|
| Item                    | Test Equipment                  | Manufacturer | Model No. | Inventory No. | Cal.Date (mm-dd-yy) | Cal.Due date (mm-dd-yy) |
| 1                       | Humidity/ Temperature Indicator | KTJ          | TA328     | GTS243        | June. 24 2021       | June. 23 2022           |
| 2                       | Barometer                       | ChangChun    | DYM3      | GTS255        | June. 24 2021       | June. 23 2022           |

## 7 Test results and Measurement Data

### 7.1 Antenna requirement

|  |                                     |
|--|-------------------------------------|
| <b>Standard requirement:</b>   | FCC Part15 C Section 15.203 /247(c) |
| <p><b>15.203 requirement:</b></p> <p>An intentional radiator shall be designed to ensure that no antenna other than that furnished by the responsible party shall be used with the device. The use of a permanently attached antenna or of an antenna that uses a unique coupling to the intentional radiator, the manufacturer may design the unit so that a broken antenna can be replaced by the user, but the use of a standard antenna jack or electrical connector is prohibited.</p> <p><b>15.247(c) (1)(i) requirement:</b></p> <p>(i) Systems operating in the 2400-2483.5 MHz band that is used exclusively for fixed. Point-to-point operations may employ transmitting antennas with directional gain greater than 6dBi provided the maximum conducted output power of the intentional radiator is reduced by 1 dB for every 3 dB that the directional gain of the antenna exceeds 6dBi.</p> |                                     |
| <b>EUT Antenna:</b>  |                                     |
| The antenna is PCB Antenna, reference to the appendix II for details   |                                     |

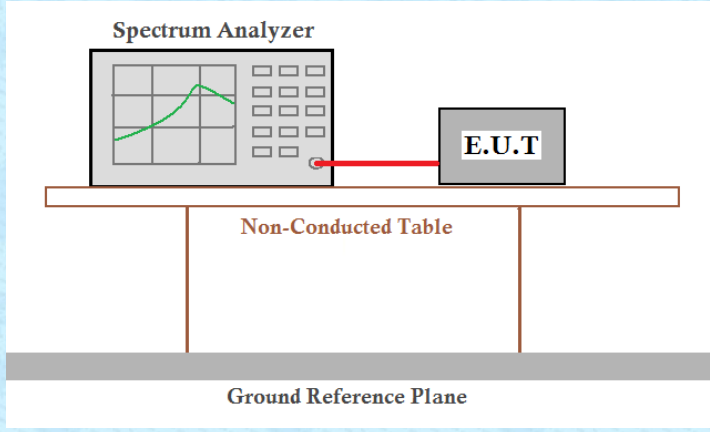
## 7.2 Conducted Peak Output Power

|                    |   |
|--------------------|---|
| Test Requirement : | FCC Part15 C Section 15.247 (b)(3)  |
| Test Method :      | KDB558074 D01 15.247 Meas Guidance v05r02   |
| Limit:             | 30dBm   |
| Test setup:        |  <p>The diagram illustrates the test setup. A Power Meter is connected to an E.U.T (Equipment Under Test) via a red cable. Both are placed on a Non-Conducted Table. Below the table is a Ground Reference Plane.</p> |
| Test Instruments:  | Refer to section 6.0 for details  |
| Test mode:         | Refer to section 5.2 for details  |
| Test results:      | Pass  |

**Measurement Data:** The detailed test data see Appendix for WIFI 2.4G.

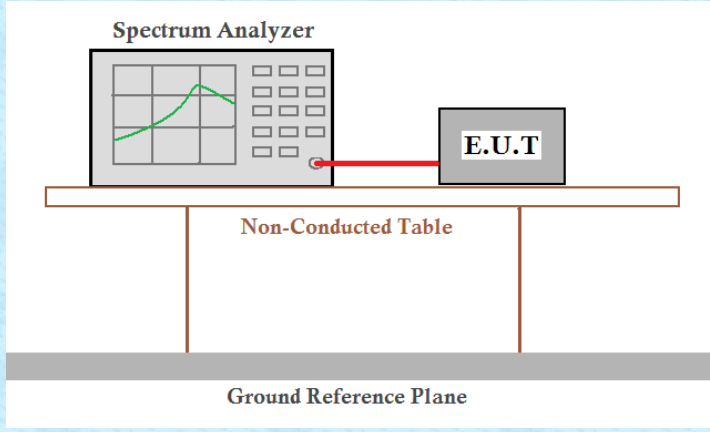


## 7.3 Channel Bandwidth

|                    |   |
|--------------------|---|
| Test Requirement : | FCC Part15 C Section 15.247 (a)(2)  |
| Test Method :      | KDB558074 D01 15.247 Meas Guidance v05r02   |
| Limit:             | >500KHz   |
| Test setup:        |  <p>The diagram illustrates the test setup. A Spectrum Analyzer is connected to an E.U.T. (Equipment Under Test) via a red cable. Both are placed on a Non-Conducted Table, which sits on a Ground Reference Plane.</p> |
| Test Instruments:  | Refer to section 6.0 for details  |
| Test mode:         | Refer to section 5.2 for details  |
| Test results:      | Pass  |

**Measurement Data:** The detailed test data see Appendix for WIFI 2.4G.

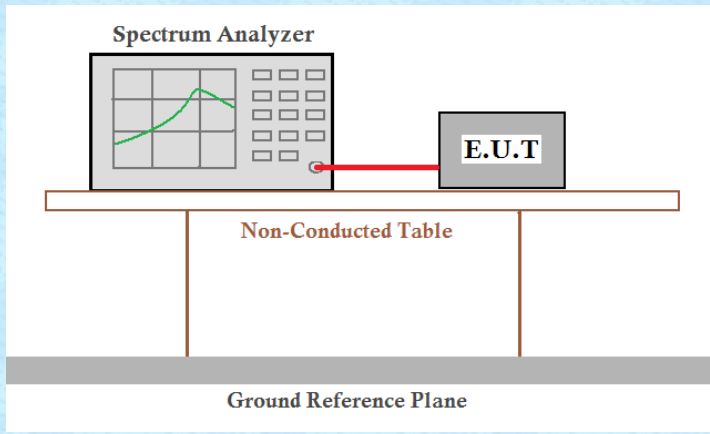
## 7.4 Power Spectral Density

|                   |   |
|-------------------|---|
| Test Requirement: | FCC Part15 C Section 15.247 (e)   |
| Test Method:      | KDB558074 D01 15.247 Meas Guidance v05r02   |
| Limit:            | 8dBm/3kHz   |
| Test setup:       |  <p>The diagram illustrates the test setup. A Spectrum Analyzer is connected to an E.U.T. (Equipment Under Test) via a red cable. Both are placed on a Non-Conducted Table, which sits on a Ground Reference Plane.</p> |
| Test Instruments: | Refer to section 6.0 for details  |
| Test mode:        | Refer to section 5.2 for details  |
| Test results:     | Pass  |

**Measurement Data:** The detailed test data see Appendix for WIFI 2.4G.

## 7.5 Spurious Emission in Non-restricted & restricted Bands

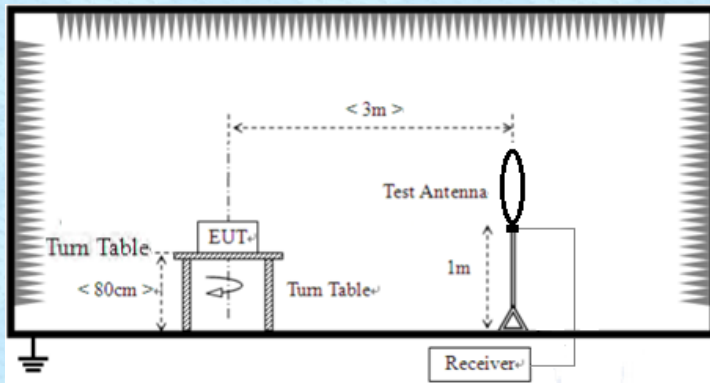
### 7.5.1 Conducted Emission Method

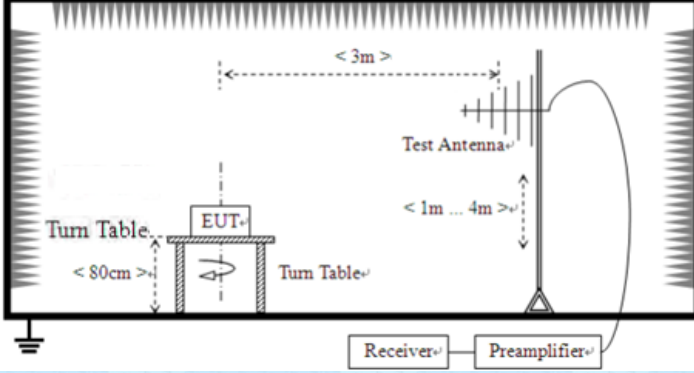
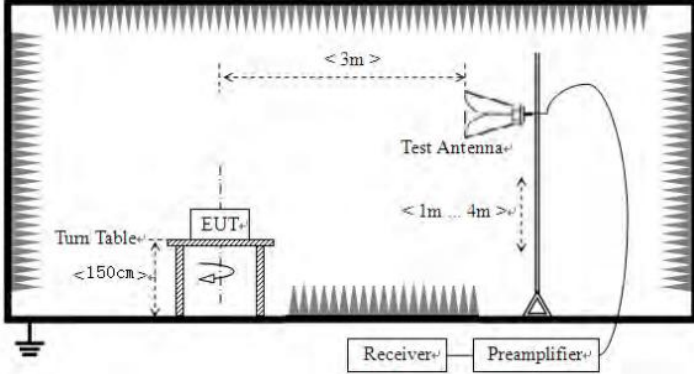
|                   |   |
|-------------------|---|
| Test Requirement: | FCC Part15 C Section 15.247 (d)   |
| Test Method:      | KDB558074 D01 15.247 Meas Guidance v05r02   |
| Limit:            | In any 100 kHz bandwidth outside the frequency band in which the spread spectrum intentional radiator is operating, the radio frequency power that is produced by the intentional radiator shall be at least 20 dB below that in the 100 kHz bandwidth within the band that contains the highest level of the desired power, based on either an RF conducted or a radiated measurement. |
| Test setup:       |  <p>The diagram illustrates the test setup. A Spectrum Analyzer is connected to an E.U.T. (Equipment Under Test) via a red cable. Both are placed on a Non-Conducted Table, which is supported by a Ground Reference Plane.</p>  |
| Test Instruments: | Refer to section 6.0 for details  |
| Test mode:        | Refer to section 5.2 for details  |
| Test results:     | Pass  |

**Measurement Data:** The detailed test data see Appendix for WIFI 2.4G.



## 7.5.2 Radiated Emission Method

|   |  |              |         |                      |            |
|---|--|--------------|---------|----------------------|------------|
| Test Requirement:                         | FCC Part15 C Section 15.209  |              |         |                      |            |
| Test Method:                              | ANSI C63.10:2013   |              |         |                      |            |
| Test Frequency Range:                     | 9kHz to 25GHz  |              |         |                      |            |
| Test site:                                | Measurement Distance: 3m   |              |         |                      |            |
| Receiver setup:                           | Frequency  | Detector     | RBW     | VBW                  | Value      |
|   | 9KHz-150KHz  | Quasi-peak   | 200Hz   | 600Hz                | Quasi-peak |
|   | 150KHz-30MHz   | Quasi-peak   | 9KHz    | 30KHz                | Quasi-peak |
|   | 30MHz-1GHz   | Quasi-peak   | 120KHz  | 300KHz               | Quasi-peak |
|   | Above 1GHz   | Peak         | 1MHz    | 3MHz                 | Peak       |
| Peak                                      |  | 1MHz         | 10Hz    | Average              |            |
| Limit:                                    | Frequency  | Limit (uV/m) | Value   | Measurement Distance |            |
|   | 0.009MHz-0.490MHz  | 2400/F(KHz)  | QP      | 300m                 |            |
|   | 0.490MHz-1.705MHz  | 24000/F(KHz) | QP      | 30m                  |            |
|   | 1.705MHz-30MHz   | 30           | QP      | 30m                  |            |
|   | 30MHz-88MHz  | 100          | QP      | 3m                   |            |
|   | 88MHz-216MHz   | 150          | QP      |                      |            |
|   | 216MHz-960MHz  | 200          | QP      |                      |            |
|   | 960MHz-1GHz  | 500          | QP      |                      |            |
|   | Above 1GHz   | 500          | Average |                      |            |
|   |  | 5000         | Peak    |                      |            |
| Test setup:                               | For radiated emissions from 9kHz to 30MHz  |              |         |                      |            |
|   |  <p>The diagram illustrates the test setup for radiated emissions from 9kHz to 30MHz. It shows an Equipment Under Test (EUT) placed on a turn table. A test antenna is positioned 3m away from the EUT and 1m high. A receiver is connected to the test antenna. The turn table height is indicated as less than 80cm.</p> |              |         |                      |            |
| For radiated emissions from 30MHz to 1GHz |  |              |         |                      |            |

|                          |  |
|--------------------------|--|
|                          |  <p>For radiated emissions above 1GHz</p>   |
| <p>Test Procedure:</p>   | <ol style="list-style-type: none"> <li>1. The EUT was placed on the top of a rotating table (0.8m for below 1G and 1.5m for above 1G) above the ground at a 3 meter camber. The table was rotated 360 degrees to determine the position of the highest radiation.</li> <li>2. The EUT was set 3 meters away from the interference-receiving antenna, which was mounted on the top of a variable-height antenna tower.</li> <li>3. The antenna height is varied from one meter to four meters above the ground to determine the maximum value of the field strength. Both horizontal and vertical polarizations of the antenna are set to make the measurement.</li> <li>4. For each suspected emission, the EUT was arranged to its worst case and then the antenna was tuned to heights from 1 meter to 4 meters and the rota table was turned from 0 degrees to 360 degrees to find the maximum reading.</li> <li>5. The test-receiver system was set to Peak Detect Function and Specified Bandwidth with Maximum Hold Mode.</li> <li>6. If the emission level of the EUT in peak mode was 10dB lower than the limit specified, then testing could be stopped and the peak values of the EUT would be reported. Otherwise the emissions that did not have 10dB margin would be re-tested one by one using peak, quasi-peak or average method as specified and then reported in a data sheet.</li> </ol> |
| <p>Test Instruments:</p> | <p>Refer to section 6.0 for details</p>  |

|                   |                                  |       |         |     |         |          |
|-------------------|----------------------------------|-------|---------|-----|---------|----------|
| Test mode:        | Refer to section 5.2 for details |       |         |     |         |          |
| Test environment: | Temp.:                           | 25 °C | Humid.: | 52% | Press.: | 1012mbar |
| Test results:     | Pass                             |       |         |     |         |          |

*Remarks:*

1. Pre-scan all kind of the place mode (X-axis, Y-axis, Z-axis), and found the Y-axis which it is worse case.

**Measurement data:**

■ **9kHz~30MHz**

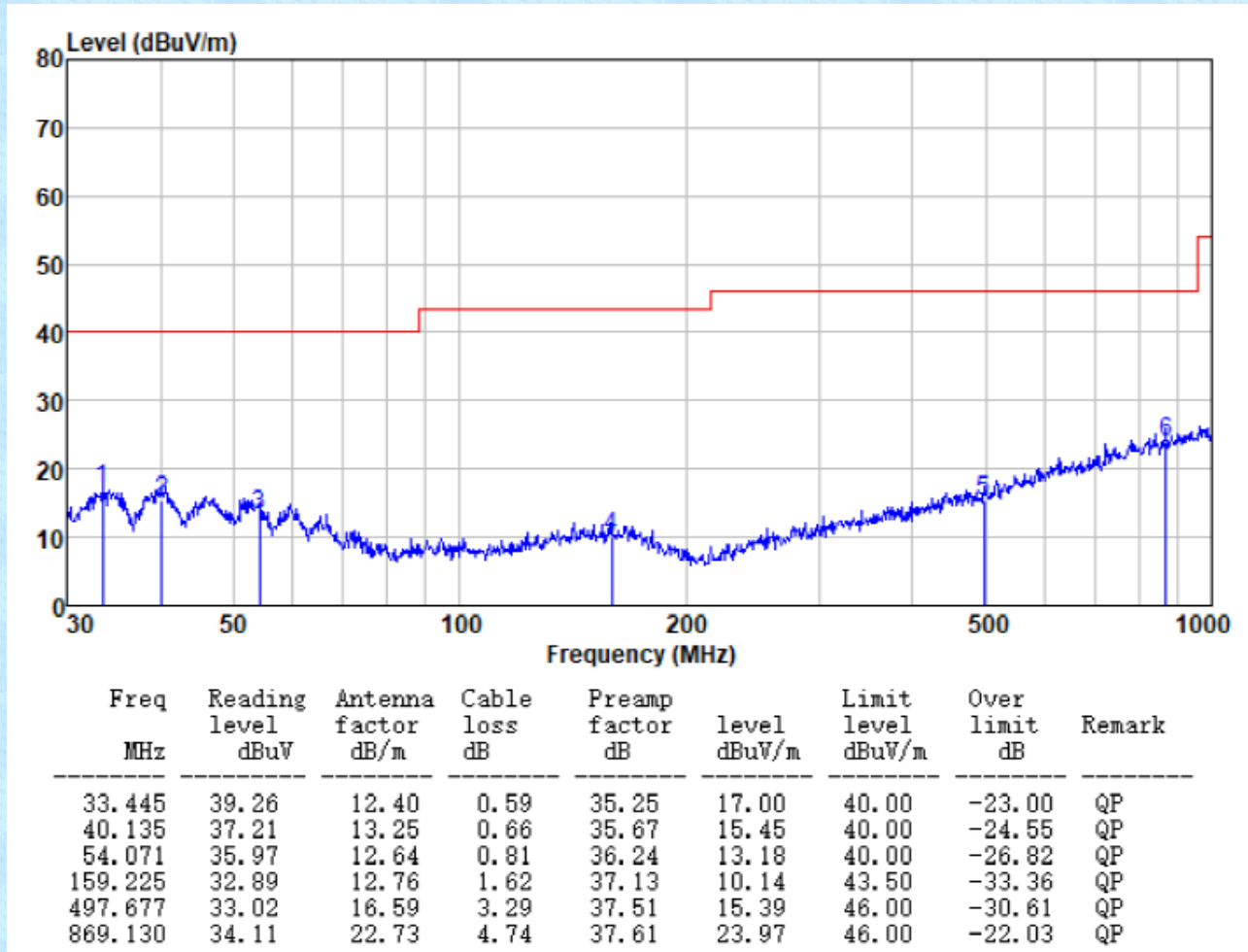
The emission from 9 kHz to 30MHz was pre-tested and found the result was 20dB lower than the limit, and according to 15.31(o), the test result no need to reported.



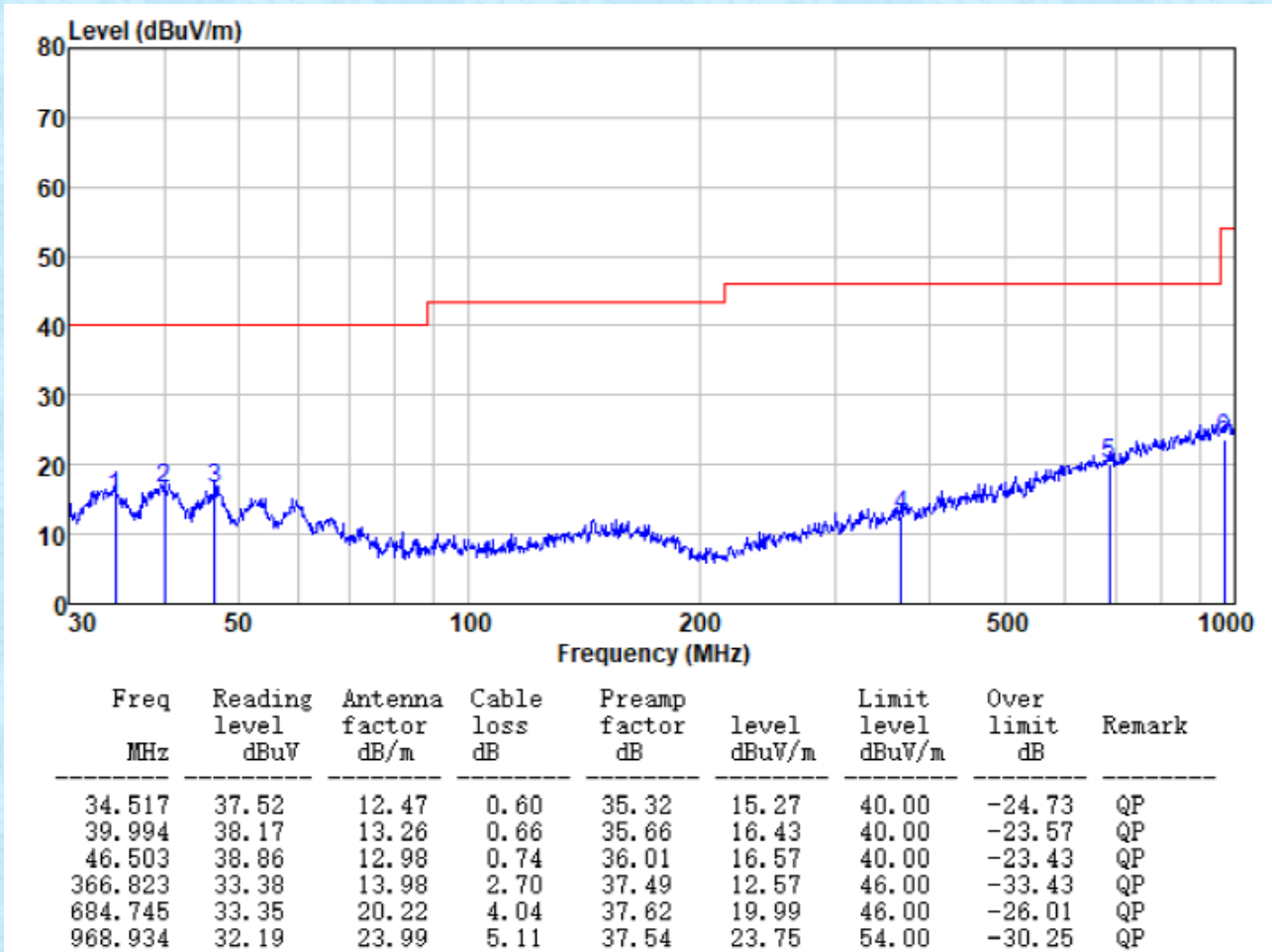
■ Below 1GHz

Pre-scan all test modes, found worst case at 802.11b 2462MHz, and so only show the test result of 802.11b 2462MHz

Horizontal:



Vertical:



## Unwanted Emissions in non-restricted Frequency Bands

### ■ Above 1GHz

|            |         |               |        |
|------------|---------|---------------|--------|
| Test mode: | 802.11b | Test channel: | Lowest |
|------------|---------|---------------|--------|

#### Peak value:

| Frequency (MHz) | Read Level (dBuV) | Antenna Factor (dB/m) | Cable Loss (dB) | Preamp Factor (dB) | Level (dBuV/m) | Limit Line (dBuV/m) | Over Limit (dB) | polarization |
|-----------------|-------------------|-----------------------|-----------------|--------------------|----------------|---------------------|-----------------|--------------|
| 4824.00         | 39.77             | 31.79                 | 8.62            | 32.10              | 48.08          | 74.00               | -25.92          | Vertical     |
| 7236.00         | 33.89             | 36.19                 | 11.68           | 31.97              | 49.79          | 74.00               | -24.21          | Vertical     |
| 9648.00         | 32.48             | 38.07                 | 14.16           | 31.56              | 53.15          | 74.00               | -20.85          | Vertical     |
| 4824.00         | 38.52             | 31.79                 | 8.62            | 32.10              | 46.83          | 74.00               | -27.17          | Horizontal   |
| 7236.00         | 33.68             | 36.19                 | 11.68           | 31.97              | 49.58          | 74.00               | -24.42          | Horizontal   |
| 9648.00         | 32.07             | 38.07                 | 14.16           | 31.56              | 52.74          | 74.00               | -21.26          | Horizontal   |

#### Average value:

| Frequency (MHz) | Read Level (dBuV) | Antenna Factor (dB/m) | Cable Loss (dB) | Preamp Factor (dB) | Level (dBuV/m) | Limit Line (dBuV/m) | Over Limit (dB) | polarization |
|-----------------|-------------------|-----------------------|-----------------|--------------------|----------------|---------------------|-----------------|--------------|
| 4824.00         | 28.90             | 31.79                 | 8.62            | 32.10              | 37.21          | 54.00               | -16.79          | Vertical     |
| 7236.00         | 22.77             | 36.19                 | 11.68           | 31.97              | 38.67          | 54.00               | -15.33          | Vertical     |
| 9648.00         | 22.83             | 38.07                 | 14.16           | 31.56              | 43.50          | 54.00               | -10.50          | Vertical     |
| 4824.00         | 28.09             | 31.79                 | 8.62            | 32.10              | 36.40          | 54.00               | -17.60          | Horizontal   |
| 7236.00         | 22.27             | 36.19                 | 11.68           | 31.97              | 38.17          | 54.00               | -15.83          | Horizontal   |
| 9648.00         | 21.83             | 38.07                 | 14.16           | 31.56              | 42.50          | 54.00               | -11.50          | Horizontal   |



|            |         |               |        |
|------------|---------|---------------|--------|
| Test mode: | 802.11b | Test channel: | Middle |
|------------|---------|---------------|--------|

**Peak value:**

| Frequency (MHz) | Read Level (dBuV) | Antenna Factor (dB/m) | Cable Loss (dB) | Preamp Factor (dB) | Level (dBuV/m) | Limit Line (dBuV/m) | Over Limit (dB) | polarization |
|-----------------|-------------------|-----------------------|-----------------|--------------------|----------------|---------------------|-----------------|--------------|
| 4874.00         | 38.92             | 31.85                 | 8.66            | 32.12              | 47.31          | 74.00               | -26.69          | Vertical     |
| 7311.00         | 34.02             | 36.37                 | 11.71           | 31.91              | 50.19          | 74.00               | -23.81          | Vertical     |
| 9748.00         | 33.54             | 38.27                 | 14.25           | 31.56              | 54.50          | 74.00               | -19.50          | Vertical     |
| 4874.00         | 39.46             | 31.85                 | 8.66            | 32.12              | 47.85          | 74.00               | -26.15          | Horizontal   |
| 7311.00         | 32.69             | 36.37                 | 11.71           | 31.91              | 48.86          | 74.00               | -25.14          | Horizontal   |
| 9748.00         | 33.44             | 38.27                 | 14.25           | 31.56              | 54.40          | 74.00               | -19.60          | Horizontal   |

**Average value:**

| Frequency (MHz) | Read Level (dBuV) | Antenna Factor (dB/m) | Cable Loss (dB) | Preamp Factor (dB) | Level (dBuV/m) | Limit Line (dBuV/m) | Over Limit (dB) | polarization |
|-----------------|-------------------|-----------------------|-----------------|--------------------|----------------|---------------------|-----------------|--------------|
| 4874.00         | 29.80             | 31.85                 | 8.66            | 32.12              | 38.19          | 54.00               | -15.81          | Vertical     |
| 7311.00         | 22.34             | 36.37                 | 11.71           | 31.91              | 38.51          | 54.00               | -15.49          | Vertical     |
| 9748.00         | 22.80             | 38.27                 | 14.25           | 31.56              | 43.76          | 54.00               | -10.24          | Vertical     |
| 4874.00         | 29.60             | 31.85                 | 8.66            | 32.12              | 37.99          | 54.00               | -16.01          | Horizontal   |
| 7311.00         | 21.79             | 36.37                 | 11.71           | 31.91              | 37.96          | 54.00               | -16.04          | Horizontal   |
| 9748.00         | 23.16             | 38.27                 | 14.25           | 31.56              | 44.12          | 54.00               | -9.88           | Horizontal   |

|            |         |               |         |
|------------|---------|---------------|---------|
| Test mode: | 802.11b | Test channel: | Highest |
|------------|---------|---------------|---------|

**Peak value:**

| Frequency (MHz) | Read Level (dBuV) | Antenna Factor (dB/m) | Cable Loss (dB) | Preamp Factor (dB) | Level (dBuV/m) | Limit Line (dBuV/m) | Over Limit (dB) | polarization |
|-----------------|-------------------|-----------------------|-----------------|--------------------|----------------|---------------------|-----------------|--------------|
| 4924.00         | 44.14             | 31.90                 | 8.70            | 32.15              | 52.59          | 74.00               | -21.41          | Vertical     |
| 7386.00         | 34.49             | 36.49                 | 11.76           | 31.83              | 50.91          | 74.00               | -23.09          | Vertical     |
| 9848.00         | 36.69             | 38.62                 | 14.31           | 31.77              | 57.85          | 74.00               | -16.15          | Vertical     |
| 4924.00         | 43.56             | 31.90                 | 8.70            | 32.15              | 52.01          | 74.00               | -21.99          | Horizontal   |
| 7386.00         | 33.45             | 36.49                 | 11.76           | 31.83              | 49.87          | 74.00               | -24.13          | Horizontal   |
| 9848.00         | 32.89             | 38.62                 | 14.31           | 31.77              | 54.05          | 74.00               | -19.95          | Horizontal   |

**Average value:**

| Frequency (MHz) | Read Level (dBuV) | Antenna Factor (dB/m) | Cable Loss (dB) | Preamp Factor (dB) | Level (dBuV/m) | Limit Line (dBuV/m) | Over Limit (dB) | polarization |
|-----------------|-------------------|-----------------------|-----------------|--------------------|----------------|---------------------|-----------------|--------------|
| 4924.00         | 35.11             | 31.90                 | 8.70            | 32.15              | 43.56          | 54.00               | -10.44          | Vertical     |
| 7386.00         | 24.43             | 36.49                 | 11.76           | 31.83              | 40.85          | 54.00               | -13.15          | Vertical     |
| 9848.00         | 25.21             | 38.62                 | 14.31           | 31.77              | 46.37          | 54.00               | -7.63           | Vertical     |
| 4924.00         | 33.96             | 31.90                 | 8.70            | 32.15              | 42.41          | 54.00               | -11.59          | Horizontal   |
| 7386.00         | 22.86             | 36.49                 | 11.76           | 31.83              | 39.28          | 54.00               | -14.72          | Horizontal   |
| 9848.00         | 22.16             | 38.62                 | 14.31           | 31.77              | 43.32          | 54.00               | -10.68          | Horizontal   |

|            |         |               |        |
|------------|---------|---------------|--------|
| Test mode: | 802.11g | Test channel: | lowest |
|------------|---------|---------------|--------|

**Peak value:**

| Frequency (MHz) | Read Level (dBuV) | Antenna Factor (dB/m) | Cable Loss (dB) | Preamp Factor (dB) | Level (dBuV/m) | Limit Line (dBuV/m) | Over Limit (dB) | polarization |
|-----------------|-------------------|-----------------------|-----------------|--------------------|----------------|---------------------|-----------------|--------------|
| 4824.00         | 39.64             | 31.79                 | 8.62            | 32.10              | 47.95          | 74.00               | -26.05          | Vertical     |
| 7236.00         | 33.80             | 36.19                 | 11.68           | 31.97              | 49.70          | 74.00               | -24.30          | Vertical     |
| 9648.00         | 32.42             | 38.07                 | 14.16           | 31.56              | 53.09          | 74.00               | -20.91          | Vertical     |
| 4824.00         | 38.41             | 31.79                 | 8.62            | 32.10              | 46.72          | 74.00               | -27.28          | Horizontal   |
| 7236.00         | 33.60             | 36.19                 | 11.68           | 31.97              | 49.50          | 74.00               | -24.50          | Horizontal   |
| 9648.00         | 32.02             | 38.07                 | 14.16           | 31.56              | 52.69          | 74.00               | -21.31          | Horizontal   |

**Average value:**

| Frequency (MHz) | Read Level (dBuV) | Antenna Factor (dB/m) | Cable Loss (dB) | Preamp Factor (dB) | Level (dBuV/m) | Limit Line (dBuV/m) | Over Limit (dB) | polarization |
|-----------------|-------------------|-----------------------|-----------------|--------------------|----------------|---------------------|-----------------|--------------|
| 4824.00         | 28.77             | 31.79                 | 8.62            | 32.10              | 37.08          | 54.00               | -16.92          | Vertical     |
| 7236.00         | 22.68             | 36.19                 | 11.68           | 31.97              | 38.58          | 54.00               | -15.42          | Vertical     |
| 9648.00         | 22.78             | 38.07                 | 14.16           | 31.56              | 43.45          | 54.00               | -10.55          | Vertical     |
| 4824.00         | 27.98             | 31.79                 | 8.62            | 32.10              | 36.29          | 54.00               | -17.71          | Horizontal   |
| 7236.00         | 22.20             | 36.19                 | 11.68           | 31.97              | 38.10          | 54.00               | -15.90          | Horizontal   |
| 9648.00         | 21.78             | 38.07                 | 14.16           | 31.56              | 42.45          | 54.00               | -11.55          | Horizontal   |



|            |         |               |        |
|------------|---------|---------------|--------|
| Test mode: | 802.11g | Test channel: | Middle |
|------------|---------|---------------|--------|

**Peak value:**

| Frequency (MHz) | Read Level (dBuV) | Antenna Factor (dB/m) | Cable Loss (dB) | Preamp Factor (dB) | Level (dBuV/m) | Limit Line (dBuV/m) | Over Limit (dB) | polarization |
|-----------------|-------------------|-----------------------|-----------------|--------------------|----------------|---------------------|-----------------|--------------|
| 4874.00         | 38.81             | 31.85                 | 8.66            | 32.12              | 47.20          | 74.00               | -26.80          | Vertical     |
| 7311.00         | 33.95             | 36.37                 | 11.71           | 31.91              | 50.12          | 74.00               | -23.88          | Vertical     |
| 9748.00         | 33.49             | 38.27                 | 14.25           | 31.56              | 54.45          | 74.00               | -19.55          | Vertical     |
| 4874.00         | 39.37             | 31.85                 | 8.66            | 32.12              | 47.76          | 74.00               | -26.24          | Horizontal   |
| 7311.00         | 32.63             | 36.37                 | 11.71           | 31.91              | 48.80          | 74.00               | -25.20          | Horizontal   |
| 9748.00         | 33.40             | 38.27                 | 14.25           | 31.56              | 54.36          | 74.00               | -19.64          | Horizontal   |

**Average value:**

| Frequency (MHz) | Read Level (dBuV) | Antenna Factor (dB/m) | Cable Loss (dB) | Preamp Factor (dB) | Level (dBuV/m) | Limit Line (dBuV/m) | Over Limit (dB) | polarization |
|-----------------|-------------------|-----------------------|-----------------|--------------------|----------------|---------------------|-----------------|--------------|
| 4874.00         | 29.70             | 31.85                 | 8.66            | 32.12              | 38.09          | 54.00               | -15.91          | Vertical     |
| 7311.00         | 22.27             | 36.37                 | 11.71           | 31.91              | 38.44          | 54.00               | -15.56          | Vertical     |
| 9748.00         | 22.75             | 38.27                 | 14.25           | 31.56              | 43.71          | 54.00               | -10.29          | Vertical     |
| 4874.00         | 29.51             | 31.85                 | 8.66            | 32.12              | 37.90          | 54.00               | -16.10          | Horizontal   |
| 7311.00         | 21.73             | 36.37                 | 11.71           | 31.91              | 37.90          | 54.00               | -16.10          | Horizontal   |
| 9748.00         | 23.12             | 38.27                 | 14.25           | 31.56              | 44.08          | 54.00               | -9.92           | Horizontal   |



|            |         |               |         |
|------------|---------|---------------|---------|
| Test mode: | 802.11g | Test channel: | Highest |
|------------|---------|---------------|---------|

**Peak value:**

| Frequency (MHz) | Read Level (dBuV) | Antenna Factor (dB/m) | Cable Loss (dB) | Preamp Factor (dB) | Level (dBuV/m) | Limit Line (dBuV/m) | Over Limit (dB) | polarization |
|-----------------|-------------------|-----------------------|-----------------|--------------------|----------------|---------------------|-----------------|--------------|
| 4924.00         | 43.94             | 31.90                 | 8.70            | 32.15              | 52.39          | 74.00               | -21.61          | Vertical     |
| 7386.00         | 34.37             | 36.49                 | 11.76           | 31.83              | 50.79          | 74.00               | -23.21          | Vertical     |
| 9848.00         | 36.60             | 38.62                 | 14.31           | 31.77              | 57.76          | 74.00               | -16.24          | Vertical     |
| 4924.00         | 43.39             | 31.90                 | 8.70            | 32.15              | 51.84          | 74.00               | -22.16          | Horizontal   |
| 7386.00         | 33.35             | 36.49                 | 11.76           | 31.83              | 49.77          | 74.00               | -24.23          | Horizontal   |
| 9848.00         | 32.81             | 38.62                 | 14.31           | 31.77              | 53.97          | 74.00               | -20.03          | Horizontal   |

**Average value:**

| Frequency (MHz) | Read Level (dBuV) | Antenna Factor (dB/m) | Cable Loss (dB) | Preamp Factor (dB) | Level (dBuV/m) | Limit Line (dBuV/m) | Over Limit (dB) | polarization |
|-----------------|-------------------|-----------------------|-----------------|--------------------|----------------|---------------------|-----------------|--------------|
| 4924.00         | 34.93             | 31.90                 | 8.70            | 32.15              | 43.38          | 54.00               | -10.62          | Vertical     |
| 7386.00         | 24.31             | 36.49                 | 11.76           | 31.83              | 40.73          | 54.00               | -13.27          | Vertical     |
| 9848.00         | 25.12             | 38.62                 | 14.31           | 31.77              | 46.28          | 54.00               | -7.72           | Vertical     |
| 4924.00         | 33.81             | 31.90                 | 8.70            | 32.15              | 42.26          | 54.00               | -11.74          | Horizontal   |
| 7386.00         | 22.75             | 36.49                 | 11.76           | 31.83              | 39.17          | 54.00               | -14.83          | Horizontal   |
| 9848.00         | 22.08             | 38.62                 | 14.31           | 31.77              | 43.24          | 54.00               | -10.76          | Horizontal   |

|            |               |               |        |
|------------|---------------|---------------|--------|
| Test mode: | 802.11n(HT20) | Test channel: | Lowest |
|------------|---------------|---------------|--------|

**Peak value:**

| Frequency (MHz) | Read Level (dBuV) | Antenna Factor (dB/m) | Cable Loss (dB) | Preamp Factor (dB) | Level (dBuV/m) | Limit Line (dBuV/m) | Over Limit (dB) | polarization |
|-----------------|-------------------|-----------------------|-----------------|--------------------|----------------|---------------------|-----------------|--------------|
| 4824.00         | 39.38             | 31.79                 | 8.62            | 32.10              | 47.69          | 74.00               | -26.31          | Vertical     |
| 7236.00         | 33.64             | 36.19                 | 11.68           | 31.97              | 49.54          | 74.00               | -24.46          | Vertical     |
| 9648.00         | 32.30             | 38.07                 | 14.16           | 31.56              | 52.97          | 74.00               | -21.03          | Vertical     |
| 4824.00         | 38.19             | 31.79                 | 8.62            | 32.10              | 46.50          | 74.00               | -27.50          | Horizontal   |
| 7236.00         | 33.46             | 36.19                 | 11.68           | 31.97              | 49.36          | 74.00               | -24.64          | Horizontal   |
| 9648.00         | 31.91             | 38.07                 | 14.16           | 31.56              | 52.58          | 74.00               | -21.42          | Horizontal   |

**Average value:**

| Frequency (MHz) | Read Level (dBuV) | Antenna Factor (dB/m) | Cable Loss (dB) | Preamp Factor (dB) | Level (dBuV/m) | Limit Line (dBuV/m) | Over Limit (dB) | polarization |
|-----------------|-------------------|-----------------------|-----------------|--------------------|----------------|---------------------|-----------------|--------------|
| 4824.00         | 28.53             | 31.79                 | 8.62            | 32.10              | 36.84          | 54.00               | -17.16          | Vertical     |
| 7236.00         | 22.53             | 36.19                 | 11.68           | 31.97              | 38.43          | 54.00               | -15.57          | Vertical     |
| 9648.00         | 22.66             | 38.07                 | 14.16           | 31.56              | 43.33          | 54.00               | -10.67          | Vertical     |
| 4824.00         | 27.78             | 31.79                 | 8.62            | 32.10              | 36.09          | 54.00               | -17.91          | Horizontal   |
| 7236.00         | 22.06             | 36.19                 | 11.68           | 31.97              | 37.96          | 54.00               | -16.04          | Horizontal   |
| 9648.00         | 21.67             | 38.07                 | 14.16           | 31.56              | 42.34          | 54.00               | -11.66          | Horizontal   |

|            |               |               |        |
|------------|---------------|---------------|--------|
| Test mode: | 802.11n(HT20) | Test channel: | Middle |
|------------|---------------|---------------|--------|

**Peak value:**

| Frequency (MHz) | Read Level (dBuV) | Antenna Factor (dB/m) | Cable Loss (dB) | Preamp Factor (dB) | Level (dBuV/m) | Limit Line (dBuV/m) | Over Limit (dB) | polarization |
|-----------------|-------------------|-----------------------|-----------------|--------------------|----------------|---------------------|-----------------|--------------|
| 4874.00         | 38.59             | 31.85                 | 8.66            | 32.12              | 46.98          | 74.00               | -27.02          | Vertical     |
| 7311.00         | 33.81             | 36.37                 | 11.71           | 31.91              | 49.98          | 74.00               | -24.02          | Vertical     |
| 9748.00         | 33.39             | 38.27                 | 14.25           | 31.56              | 54.35          | 74.00               | -19.65          | Vertical     |
| 4874.00         | 39.19             | 31.85                 | 8.66            | 32.12              | 47.58          | 74.00               | -26.42          | Horizontal   |
| 7311.00         | 32.51             | 36.37                 | 11.71           | 31.91              | 48.68          | 74.00               | -25.32          | Horizontal   |
| 9748.00         | 33.31             | 38.27                 | 14.25           | 31.56              | 54.27          | 74.00               | -19.73          | Horizontal   |

**Average value:**

| Frequency (MHz) | Read Level (dBuV) | Antenna Factor (dB/m) | Cable Loss (dB) | Preamp Factor (dB) | Level (dBuV/m) | Limit Line (dBuV/m) | Over Limit (dB) | polarization |
|-----------------|-------------------|-----------------------|-----------------|--------------------|----------------|---------------------|-----------------|--------------|
| 4874.00         | 29.51             | 31.85                 | 8.66            | 32.12              | 37.90          | 54.00               | -16.10          | Vertical     |
| 7311.00         | 22.14             | 36.37                 | 11.71           | 31.91              | 38.31          | 54.00               | -15.69          | Vertical     |
| 9748.00         | 22.66             | 38.27                 | 14.25           | 31.56              | 43.62          | 54.00               | -10.38          | Vertical     |
| 4874.00         | 29.34             | 31.85                 | 8.66            | 32.12              | 37.73          | 54.00               | -16.27          | Horizontal   |
| 7311.00         | 21.61             | 36.37                 | 11.71           | 31.91              | 37.78          | 54.00               | -16.22          | Horizontal   |
| 9748.00         | 23.03             | 38.27                 | 14.25           | 31.56              | 43.99          | 54.00               | -10.01          | Horizontal   |



|            |               |               |         |
|------------|---------------|---------------|---------|
| Test mode: | 802.11n(HT20) | Test channel: | Highest |
|------------|---------------|---------------|---------|

**Peak value:**

| Frequency (MHz) | Read Level (dBuV) | Antenna Factor (dB/m) | Cable Loss (dB) | Preamp Factor (dB) | Level (dBuV/m) | Limit Line (dBuV/m) | Over Limit (dB) | polarization |
|-----------------|-------------------|-----------------------|-----------------|--------------------|----------------|---------------------|-----------------|--------------|
| 4924.00         | 43.58             | 31.90                 | 8.70            | 32.15              | 52.03          | 74.00               | -21.97          | Vertical     |
| 7386.00         | 34.14             | 36.49                 | 11.76           | 31.83              | 50.56          | 74.00               | -23.44          | Vertical     |
| 9848.00         | 36.44             | 38.62                 | 14.31           | 31.77              | 57.60          | 74.00               | -16.40          | Vertical     |
| 4924.00         | 43.09             | 31.90                 | 8.70            | 32.15              | 51.54          | 74.00               | -22.46          | Horizontal   |
| 7386.00         | 33.15             | 36.49                 | 11.76           | 31.83              | 49.57          | 74.00               | -24.43          | Horizontal   |
| 9848.00         | 32.66             | 38.62                 | 14.31           | 31.77              | 53.82          | 74.00               | -20.18          | Horizontal   |

**Average value:**

| Frequency (MHz) | Read Level (dBuV) | Antenna Factor (dB/m) | Cable Loss (dB) | Preamp Factor (dB) | Level (dBuV/m) | Limit Line (dBuV/m) | Over Limit (dB) | polarization |
|-----------------|-------------------|-----------------------|-----------------|--------------------|----------------|---------------------|-----------------|--------------|
| 4924.00         | 34.59             | 31.90                 | 8.70            | 32.15              | 43.04          | 54.00               | -10.96          | Vertical     |
| 7386.00         | 24.09             | 36.49                 | 11.76           | 31.83              | 40.51          | 54.00               | -13.49          | Vertical     |
| 9848.00         | 24.97             | 38.62                 | 14.31           | 31.77              | 46.13          | 54.00               | -7.87           | Vertical     |
| 4924.00         | 33.52             | 31.90                 | 8.70            | 32.15              | 41.97          | 54.00               | -12.03          | Horizontal   |
| 7386.00         | 22.56             | 36.49                 | 11.76           | 31.83              | 38.98          | 54.00               | -15.02          | Horizontal   |
| 9848.00         | 21.93             | 38.62                 | 14.31           | 31.77              | 43.09          | 54.00               | -10.91          | Horizontal   |

Notes:

1. Final Level = Receiver Read level + Antenna Factor + Cable Loss – Preamplifier Factor
2. The emission levels of other frequencies are very lower than the limit and not show in test report.



■ Unwanted Emissions in restricted Frequency Bands

|            |         |               |        |
|------------|---------|---------------|--------|
| Test mode: | 802.11b | Test channel: | Lowest |
|------------|---------|---------------|--------|

**Peak value:**

| Frequency (MHz) | Read Level (dBuV) | Antenna Factor (dB/m) | Cable Loss (dB) | Preamp Factor (dB) | Level (dBuV/m) | Limit Line (dBuV/m) | Over Limit (dB) | Polarization |
|-----------------|-------------------|-----------------------|-----------------|--------------------|----------------|---------------------|-----------------|--------------|
| 2310.00         | 39.41             | 27.14                 | 6.19            | 42.04              | 30.70          | 74.00               | -43.30          | Horizontal   |
| 2390.00         | 47.67             | 27.37                 | 6.31            | 42.11              | 39.24          | 74.00               | -34.76          | Horizontal   |
| 2310.00         | 37.93             | 27.14                 | 6.19            | 42.04              | 29.22          | 74.00               | -44.78          | Vertical     |
| 2390.00         | 48.86             | 27.37                 | 6.31            | 42.11              | 40.43          | 74.00               | -33.57          | Vertical     |

**Average value:**

| Frequency (MHz) | Read Level (dBuV) | Antenna Factor (dB/m) | Cable Loss (dB) | Preamp Factor (dB) | Level (dBuV/m) | Limit Line (dBuV/m) | Over Limit (dB) | Polarization |
|-----------------|-------------------|-----------------------|-----------------|--------------------|----------------|---------------------|-----------------|--------------|
| 2310.00         | 29.82             | 27.14                 | 6.19            | 42.04              | 21.11          | 54.00               | -32.89          | Horizontal   |
| 2390.00         | 36.87             | 27.37                 | 6.31            | 42.11              | 28.44          | 54.00               | -25.56          | Horizontal   |
| 2310.00         | 28.46             | 27.14                 | 6.19            | 42.04              | 19.75          | 54.00               | -34.25          | Vertical     |
| 2390.00         | 38.82             | 27.37                 | 6.31            | 42.11              | 30.39          | 54.00               | -23.61          | Vertical     |

|            |         |               |         |
|------------|---------|---------------|---------|
| Test mode: | 802.11b | Test channel: | Highest |
|------------|---------|---------------|---------|

**Peak value:**

| Frequency (MHz) | Read Level (dBuV) | Antenna Factor (dB/m) | Cable Loss (dB) | Preamp Factor (dB) | Level (dBuV/m) | Limit Line (dBuV/m) | Over Limit (dB) | Polarization |
|-----------------|-------------------|-----------------------|-----------------|--------------------|----------------|---------------------|-----------------|--------------|
| 2483.50         | 48.10             | 27.66                 | 6.45            | 42.01              | 40.20          | 74.00               | -33.80          | Horizontal   |
| 2500.00         | 40.65             | 27.70                 | 6.47            | 42.00              | 32.82          | 74.00               | -41.18          | Horizontal   |
| 2483.50         | 47.90             | 27.66                 | 6.45            | 42.01              | 40.00          | 74.00               | -34.00          | Vertical     |
| 2500.00         | 41.77             | 27.70                 | 6.47            | 42.00              | 33.94          | 74.00               | -40.06          | Vertical     |

**Average value:**

| Frequency (MHz) | Read Level (dBuV) | Antenna Factor (dB/m) | Cable Loss (dB) | Preamp Factor (dB) | Level (dBuV/m) | Limit Line (dBuV/m) | Over Limit (dB) | Polarization |
|-----------------|-------------------|-----------------------|-----------------|--------------------|----------------|---------------------|-----------------|--------------|
| 2483.50         | 36.84             | 27.66                 | 6.45            | 42.01              | 28.94          | 54.00               | -25.06          | Horizontal   |
| 2500.00         | 33.37             | 27.70                 | 6.47            | 42.00              | 25.54          | 54.00               | -28.46          | Horizontal   |
| 2483.50         | 37.59             | 27.66                 | 6.45            | 42.01              | 29.69          | 54.00               | -24.31          | Vertical     |
| 2500.00         | 32.16             | 27.70                 | 6.47            | 42.00              | 24.33          | 54.00               | -29.67          | Vertical     |

|            |         |               |        |
|------------|---------|---------------|--------|
| Test mode: | 802.11g | Test channel: | Lowest |
|------------|---------|---------------|--------|

**Peak value:**

| Frequency (MHz) | Read Level (dBuV) | Antenna Factor (dB/m) | Cable Loss (dB) | Preamp Factor (dB) | Level (dBuV/m) | Limit Line (dBuV/m) | Over Limit (dB) | Polarization |
|-----------------|-------------------|-----------------------|-----------------|--------------------|----------------|---------------------|-----------------|--------------|
| 2310.00         | 39.08             | 27.14                 | 6.19            | 42.04              | 30.37          | 74.00               | -43.63          | Horizontal   |
| 2390.00         | 47.23             | 27.37                 | 6.31            | 42.11              | 38.80          | 74.00               | -35.20          | Horizontal   |
| 2310.00         | 37.58             | 27.14                 | 6.19            | 42.04              | 28.87          | 74.00               | -45.13          | Vertical     |
| 2390.00         | 48.33             | 27.37                 | 6.31            | 42.11              | 39.90          | 74.00               | -34.10          | Vertical     |

**Average value:**

| Frequency (MHz) | Read Level (dBuV) | Antenna Factor (dB/m) | Cable Loss (dB) | Preamp Factor (dB) | Level (dBuV/m) | Limit Line (dBuV/m) | Over Limit (dB) | Polarization |
|-----------------|-------------------|-----------------------|-----------------|--------------------|----------------|---------------------|-----------------|--------------|
| 2310.00         | 29.58             | 27.14                 | 6.19            | 42.04              | 20.87          | 54.00               | -33.13          | Horizontal   |
| 2390.00         | 36.60             | 27.37                 | 6.31            | 42.11              | 28.17          | 54.00               | -25.83          | Horizontal   |
| 2310.00         | 28.20             | 27.14                 | 6.19            | 42.04              | 19.49          | 54.00               | -34.51          | Vertical     |
| 2390.00         | 38.52             | 27.37                 | 6.31            | 42.11              | 30.09          | 54.00               | -23.91          | Vertical     |

|            |         |               |         |
|------------|---------|---------------|---------|
| Test mode: | 802.11g | Test channel: | Highest |
|------------|---------|---------------|---------|

**Peak value:**

| Frequency (MHz) | Read Level (dBuV) | Antenna Factor (dB/m) | Cable Loss (dB) | Preamp Factor (dB) | Level (dBuV/m) | Limit Line (dBuV/m) | Over Limit (dB) | Polarization |
|-----------------|-------------------|-----------------------|-----------------|--------------------|----------------|---------------------|-----------------|--------------|
| 2483.50         | 47.63             | 27.66                 | 6.45            | 42.01              | 39.73          | 74.00               | -34.27          | Horizontal   |
| 2500.00         | 40.28             | 27.70                 | 6.47            | 42.00              | 32.45          | 74.00               | -41.55          | Horizontal   |
| 2483.50         | 47.37             | 27.66                 | 6.45            | 42.01              | 39.47          | 74.00               | -34.53          | Vertical     |
| 2500.00         | 41.34             | 27.70                 | 6.47            | 42.00              | 33.51          | 74.00               | -40.49          | Vertical     |

**Average value:**

| Frequency (MHz) | Read Level (dBuV) | Antenna Factor (dB/m) | Cable Loss (dB) | Preamp Factor (dB) | Level (dBuV/m) | Limit Line (dBuV/m) | Over Limit (dB) | Polarization |
|-----------------|-------------------|-----------------------|-----------------|--------------------|----------------|---------------------|-----------------|--------------|
| 2483.50         | 36.56             | 27.66                 | 6.45            | 42.01              | 28.66          | 54.00               | -25.34          | Horizontal   |
| 2500.00         | 33.15             | 27.70                 | 6.47            | 42.00              | 25.32          | 54.00               | -28.68          | Horizontal   |
| 2483.50         | 37.27             | 27.66                 | 6.45            | 42.01              | 29.37          | 54.00               | -24.63          | Vertical     |
| 2500.00         | 31.93             | 27.70                 | 6.47            | 42.00              | 24.10          | 54.00               | -29.90          | Vertical     |



|            |               |               |        |
|------------|---------------|---------------|--------|
| Test mode: | 802.11n(HT20) | Test channel: | Lowest |
|------------|---------------|---------------|--------|

**Peak value:**

| Frequency (MHz) | Read Level (dBuV) | Antenna Factor (dB/m) | Cable Loss (dB) | Preamp Factor (dB) | Level (dBuV/m) | Limit Line (dBuV/m) | Over Limit (dB) | Polarization |
|-----------------|-------------------|-----------------------|-----------------|--------------------|----------------|---------------------|-----------------|--------------|
| 2310.00         | 39.23             | 27.14                 | 6.19            | 42.04              | 30.52          | 74.00               | -43.48          | Horizontal   |
| 2390.00         | 47.43             | 27.37                 | 6.31            | 42.11              | 39.00          | 74.00               | -35.00          | Horizontal   |
| 2310.00         | 37.74             | 27.14                 | 6.19            | 42.04              | 29.03          | 74.00               | -44.97          | Vertical     |
| 2390.00         | 48.57             | 27.37                 | 6.31            | 42.11              | 40.14          | 74.00               | -33.86          | Vertical     |

**Average value:**

| Frequency (MHz) | Read Level (dBuV) | Antenna Factor (dB/m) | Cable Loss (dB) | Preamp Factor (dB) | Level (dBuV/m) | Limit Line (dBuV/m) | Over Limit (dB) | Polarization |
|-----------------|-------------------|-----------------------|-----------------|--------------------|----------------|---------------------|-----------------|--------------|
| 2310.00         | 29.69             | 27.14                 | 6.19            | 42.04              | 20.98          | 54.00               | -33.02          | Horizontal   |
| 2390.00         | 36.72             | 27.37                 | 6.31            | 42.11              | 28.29          | 54.00               | -25.71          | Horizontal   |
| 2310.00         | 28.31             | 27.14                 | 6.19            | 42.04              | 19.60          | 54.00               | -34.40          | Vertical     |
| 2390.00         | 38.66             | 27.37                 | 6.31            | 42.11              | 30.23          | 54.00               | -23.77          | Vertical     |

|            |               |               |         |
|------------|---------------|---------------|---------|
| Test mode: | 802.11n(HT20) | Test channel: | Highest |
|------------|---------------|---------------|---------|

**Peak value:**

| Frequency (MHz) | Read Level (dBuV) | Antenna Factor (dB/m) | Cable Loss (dB) | Preamp Factor (dB) | Level (dBuV/m) | Limit Line (dBuV/m) | Over Limit (dB) | Polarization |
|-----------------|-------------------|-----------------------|-----------------|--------------------|----------------|---------------------|-----------------|--------------|
| 2483.50         | 47.84             | 27.66                 | 6.45            | 42.01              | 39.94          | 74.00               | -34.06          | Horizontal   |
| 2500.00         | 40.45             | 27.70                 | 6.47            | 42.00              | 32.62          | 74.00               | -41.38          | Horizontal   |
| 2483.50         | 47.61             | 27.66                 | 6.45            | 42.01              | 39.71          | 74.00               | -34.29          | Vertical     |
| 2500.00         | 41.53             | 27.70                 | 6.47            | 42.00              | 33.70          | 74.00               | -40.30          | Vertical     |

**Average value:**

| Frequency (MHz) | Read Level (dBuV) | Antenna Factor (dB/m) | Cable Loss (dB) | Preamp Factor (dB) | Level (dBuV/m) | Limit Line (dBuV/m) | Over Limit (dB) | Polarization |
|-----------------|-------------------|-----------------------|-----------------|--------------------|----------------|---------------------|-----------------|--------------|
| 2483.50         | 36.68             | 27.66                 | 6.45            | 42.01              | 28.78          | 54.00               | -25.22          | Horizontal   |
| 2500.00         | 33.25             | 27.70                 | 6.47            | 42.00              | 25.42          | 54.00               | -28.58          | Horizontal   |
| 2483.50         | 37.41             | 27.66                 | 6.45            | 42.01              | 29.51          | 54.00               | -24.49          | Vertical     |
| 2500.00         | 32.03             | 27.70                 | 6.47            | 42.00              | 24.20          | 54.00               | -29.80          | Vertical     |

*Remarks:*

1. Final Level = Receiver Read level + Antenna Factor + Cable Loss – Pre-amplifier Factor
2. The emission levels of other frequencies are very lower than the limit and not show in test report.

## 8 Test Setup Photo

Reference to the **appendix I** for details.

## 9 EUT Constructional Details

Reference to the **appendix II** for details.

-----End-----