

ED2833 Antenna Description

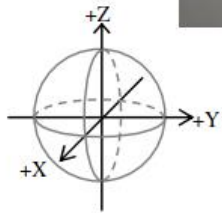

Confidential

Measured in Satimo Stargate system at TAIYO YUDEN R&D CENTER.

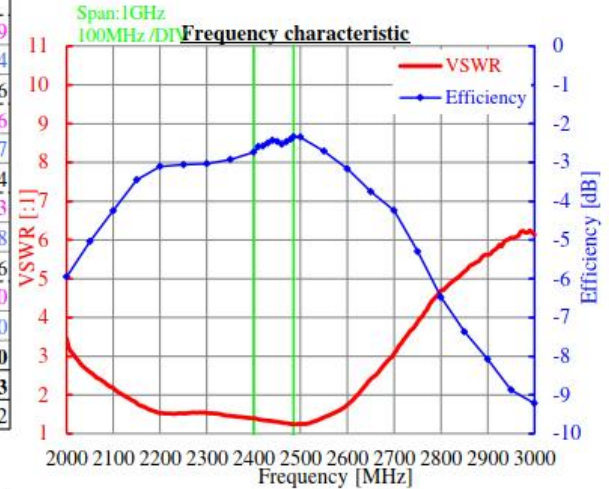
Measurement data of antenna

11.Dec.2018

Appearance and coordinates definition



Frequency [MHz]		@ 2400	@ 2442	@ 2484
Peak gain [dBi]				
3-plane	TX-H	2.0	2.4	2.5
	TX-V	1.0	1.6	1.3
		2.0	2.4	2.5
Average gain [dBi]				
XY-plane	TX-H	-4.7	-4.4	-3.9
	TX-V	-16.9	-16.3	-15.4
	Plus(H,V)	-4.4	-4.1	-3.6
YZ-plane	TX-H	-12.1	-11.9	-11.6
	TX-V	-1.0	-0.8	-0.7
	Plus(H,V)	-0.7	-0.5	-0.4
ZX-plane	TX-H	-3.6	-3.5	-3.3
	TX-V	-10.8	-10.6	-10.8
	Plus(H,V)	-2.9	-2.7	-2.6
3-plane	TX-H	-5.6	-5.3	-5.0
	TX-V	-5.3	-5.0	-5.0
		-2.4	-2.2	-2.0
Efficiency [dB]		-2.7	-2.4	-2.3
VSWR [:1]		1.4	1.3	1.2



*Note: Peak gain(3-plane)=Peak(XY[H],XY[V],YZ[H],YZ[V],ZX[H],ZX[V])

*Note:The value is average value in 1 round of each inclination direction angle.

*Note: Average gain(3-plane)=Average(XY[Plus(H,V)],YZ[Plus(H,V)],ZX[Plus(H,V)])

Radiation pattern

