


**APPENDIX 3: Photographs of Test Setup**

**Radiated Spurious Emission**  
(Below 1 GHz)



**Photo 1**




**Photo 2**

---

**Radiated Spurious Emission**  
(Above 1 GHz)



**Photo 1**




**Photo 2**


---

**Worst Case Position (Horizontal: X-axis/ Vertical: Z-axis)**


**X-axis**



**Y-axis**



**Z-axis**



**Photo 2**

**End of Report**