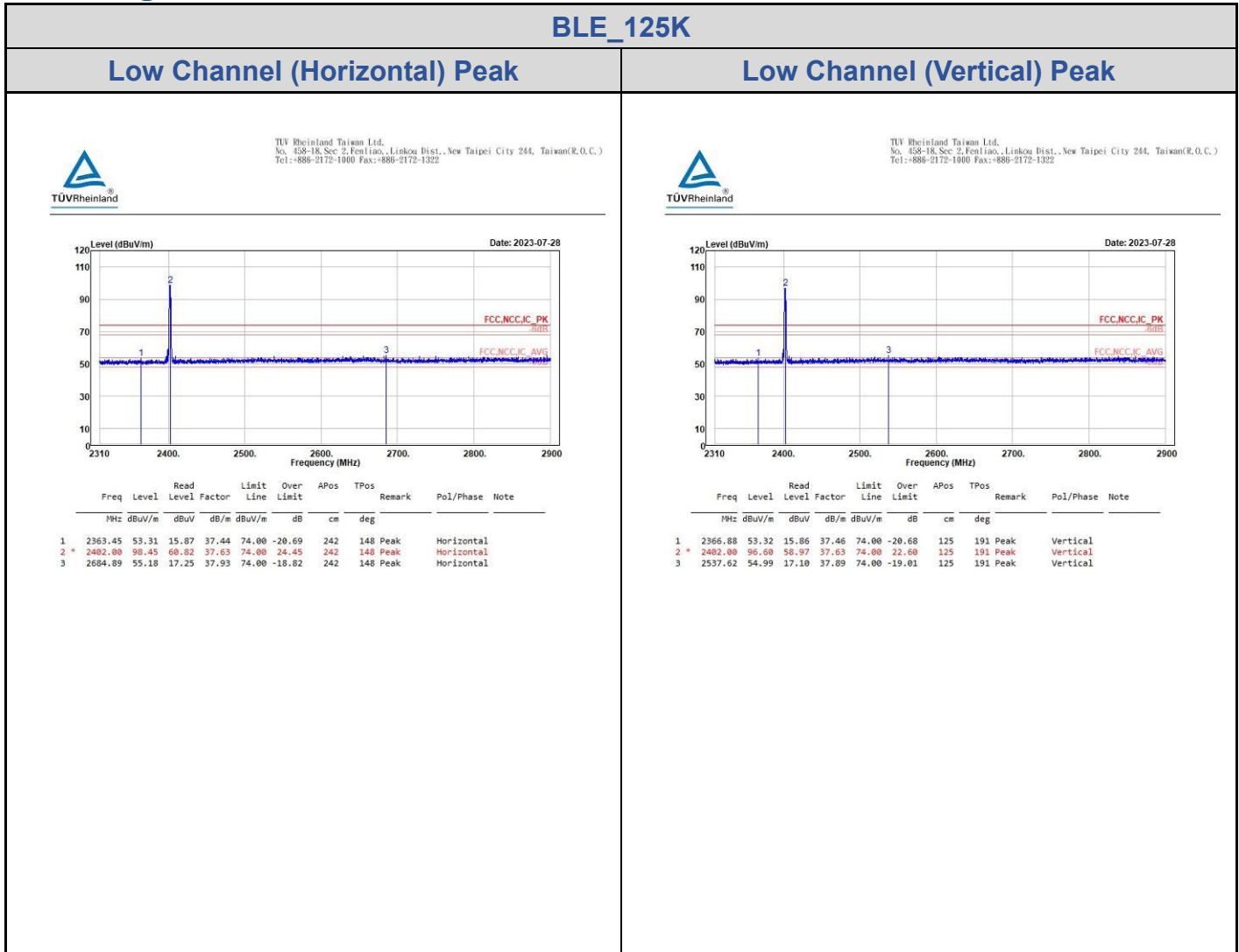


Appendix A: Test Results of Radiated Spurious Emissions_BLE

Band Edges, 2.31GHz ~ 2.9GHz



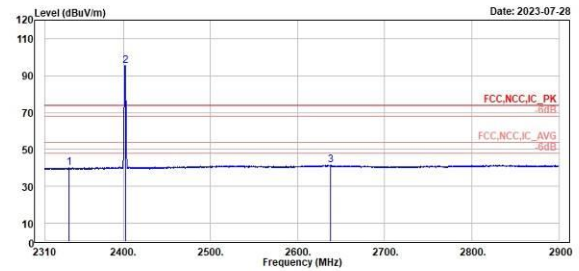
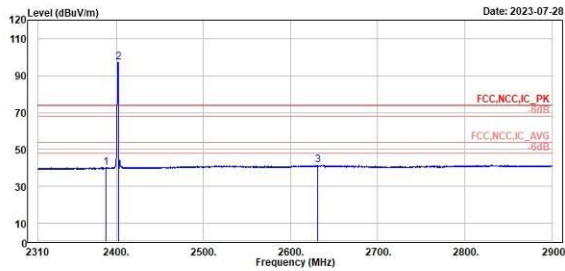
BLE_125K

Low Channel (Horizontal) Average

Low Channel (Vertical) Average

TÜVRheinland
TUV Rheinland Taiwan Ltd.
No. 458-18, Sec 2, Fenhiao, Linkou Dist., New Taipei City 244, Taiwan(R.O.C.)
Tel: +886-2172-1000 Fax: +886-2172-1322

TÜVRheinland
TUV Rheinland Taiwan Ltd.
No. 458-18, Sec 2, Fenhiao, Linkou Dist., New Taipei City 244, Taiwan(R.O.C.)
Tel: +886-2172-1000 Fax: +886-2172-1322

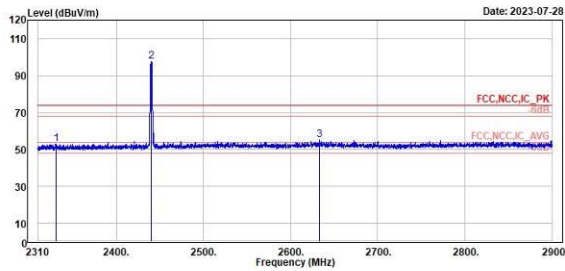


Freq	Level	Read Level Factor	Limit Line	Over Limit	APos	TPos	Remark	Pol/Phase	Note
MHz	dBuV/m	dBuV	dB/m	dBuV/m	dB	cm	deg		
1	2387.76	40.27	2.79	37.57	54.00	-13.73	242	148 Average	Horizontal
2 *	2402.00	97.32	59.69	37.63	54.00	43.32	242	148 Average	Horizontal
3	2631.43	41.52	3.51	38.01	54.00	-12.48	242	148 Average	Horizontal

Freq	Level	Read Level Factor	Limit Line	Over Limit	APos	TPos	Remark	Pol/Phase	Note
MHz	dBuV/m	dBuV	dB/m	dBuV/m	dB	cm	deg		
1	2338.08	40.36	3.02	37.34	54.00	-13.64	125	191 Average	Vertical
2 *	2402.00	95.48	57.85	37.63	54.00	41.48	125	191 Average	Vertical
3	2637.92	41.61	3.60	38.01	54.00	-12.39	125	191 Average	Vertical

BLE_125K
Middle Channel (Horizontal) Peak
Middle Channel (Vertical) Peak

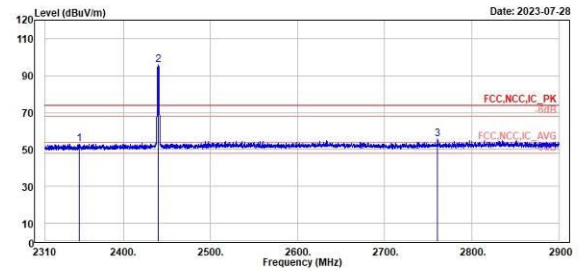

TÜV Rheinland Taiwan Ltd.
 No. 458-18, Sec 2, Fenhiao, Linkou Dist., New Taipei City 244, Taiwan(R.O.C.)
 Tel: +886-2172-1900 Fax: +886-2172-1322



Peak	Freq (MHz)	Level (dBuV/m)	Level Factor (dBuV)	Limit Line (dBuV/m)	Over Limit (dB)	APos (cm)	TPos (deg)	Remark	Pol/Phase	Note
1	2331.00	53.01	15.79	37.31	74.00	-20.99	303	149 Peak	Horizontal	
2 *	2440.00	97.76	60.08	37.68	74.00	23.76	303	149 Peak	Horizontal	
3	2633.00	55.18	17.17	38.01	74.00	-18.82	303	149 Peak	Horizontal	



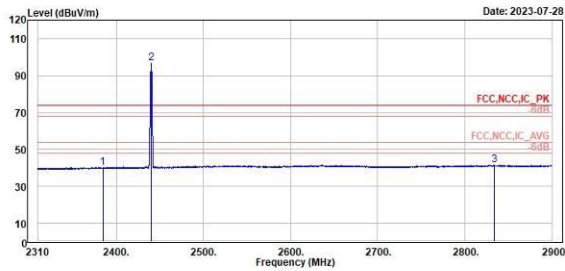
TÜV Rheinland Taiwan Ltd.
 No. 458-18, Sec 2, Fenhiao, Linkou Dist., New Taipei City 244, Taiwan(R.O.C.)
 Tel: +886-2172-1900 Fax: +886-2172-1322



Peak	Freq (MHz)	Level (dBuV/m)	Level Factor (dBuV)	Limit Line (dBuV/m)	Over Limit (dB)	APos (cm)	TPos (deg)	Remark	Pol/Phase	Note
1	2349.53	53.03	15.66	37.37	74.00	-20.97	123	190 Peak	Vertical	
2 *	2440.00	95.63	57.95	37.68	74.00	21.63	123	190 Peak	Vertical	
3	2760.76	55.50	17.34	38.16	74.00	-18.50	123	190 Peak	Vertical	

BLE_125K
Middle Channel (Horizontal) Average
Middle Channel (Vertical) Average

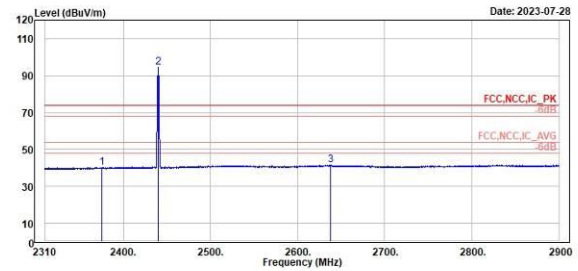

TÜV Rheinland Taiwan Ltd.
 No. 458-18, Sec 2, Fenhiao, Linkou Dist., New Taipei City 244, Taiwan(R.O.C.)
 Tel: +886-2172-1000 Fax: +886-2172-1322



1	2	3
2384.58	2440.00	2833.68
40.08	96.61	41.68
2.53	58.93	3.51
37.55	37.68	38.17
54.00	54.00	54.00
-13.92	42.61	-12.32
303	303	303
149	149	149
Average	Average	Average
Horizontal	Horizontal	Horizontal



TÜV Rheinland Taiwan Ltd.
 No. 458-18, Sec 2, Fenhiao, Linkou Dist., New Taipei City 244, Taiwan(R.O.C.)
 Tel: +886-2172-1000 Fax: +886-2172-1322



1	2	3
2375.73	2440.00	2638.04
40.32	94.50	41.58
2.82	56.82	3.57
37.50	37.68	38.01
54.00	54.00	54.00
-13.68	40.50	-12.42
123	123	123
190	190	190
Average	Average	Average
Vertical	Vertical	Vertical

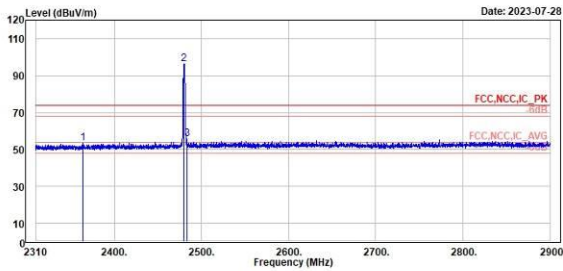
BLE_125K

High Channel (Horizontal) Peak

High Channel (Vertical) Peak



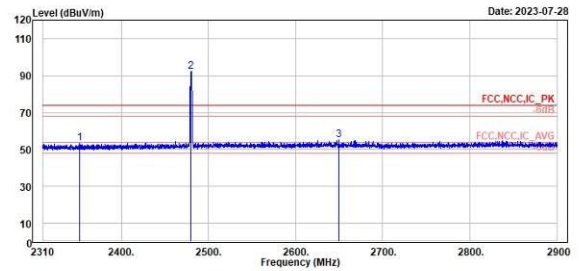
TUV Rheinland Taiwan Ltd.
No. 458-18, Sec 2, Fenhiao, Linkou Dist., New Taipei City 244, Taiwan(R.O.C.)
Tel: +886-2172-1900 Fax: +886-2172-1322



Peak	Freq (MHz)	Level (dBuV/m)	Read Level (dBuV)	Level Factor (dB/m)	Limit Line (dBuV/m)	Over Limit (dB)	APos (cm)	TPos (deg)	Remark	Pol/Phase	Note
1	2364.28	53.28	15.83	37.45	74.00	-20.72	325	148	Peak	Horizontal	
2 *	2489.00	96.49	58.79	37.79	74.00	22.49	325	148	Peak	Horizontal	
3	2483.58	55.67	17.67	37.80	74.00	-18.33	325	148	Peak	Horizontal	



TUV Rheinland Taiwan Ltd.
No. 458-18, Sec 2, Fenhiao, Linkou Dist., New Taipei City 244, Taiwan(R.O.C.)
Tel: +886-2172-1900 Fax: +886-2172-1322



Peak	Freq (MHz)	Level (dBuV/m)	Read Level (dBuV)	Level Factor (dB/m)	Limit Line (dBuV/m)	Over Limit (dB)	APos (cm)	TPos (deg)	Remark	Pol/Phase	Note
1	2352.48	53.42	16.93	37.39	74.00	-20.58	100	270	Peak	Vertical	
2 *	2489.00	92.04	54.25	37.79	74.00	18.04	100	270	Peak	Vertical	
3	2649.60	55.30	17.27	38.03	74.00	-18.70	100	270	Peak	Vertical	

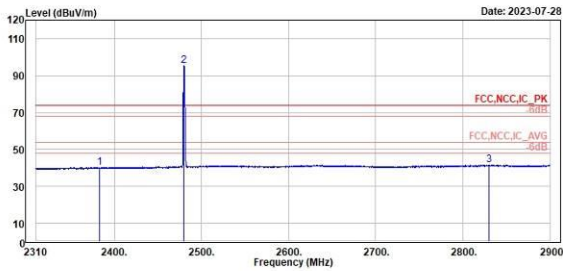
BLE_125K

High Channel (Horizontal) Average

High Channel (Vertical) Average



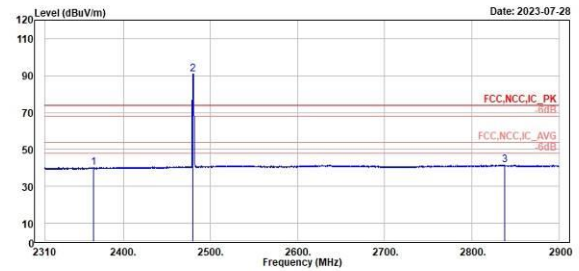
TUV Rheinland Taiwan Ltd.
No. 458-18, Sec 2, Fenhiao, Linkou Dist., New Taipei City 244, Taiwan(R.O.C.)
Tel: +886-2172-1000 Fax: +886-2172-1322



1	2	3
Level	Level	Level
40.28	95.35	41.55
Factor	Factor	Factor
2.74	57.56	3.37
Limit	Limit	Limit
37.54	37.79	38.18
Over	Over	Over
54.00	54.00	54.00
Limit	Limit	Limit
-13.72	41.35	-12.45
APos	APos	APos
325	325	325
TPos	TPos	TPos
148	148	148
Remark	Remark	Remark
Average	Average	Average
Pol/Phase	Pol/Phase	Pol/Phase
Horizontal	Horizontal	Horizontal
Note	Note	Note
2383.04	2488.00	2829.91
40.28	95.35	41.55
2.74	57.56	3.37
37.54	37.79	38.18
54.00	54.00	54.00
-13.72	41.35	-12.45
325	325	325
148	148	148
Average	Average	Average
Horizontal	Horizontal	Horizontal



TUV Rheinland Taiwan Ltd.
No. 458-18, Sec 2, Fenhiao, Linkou Dist., New Taipei City 244, Taiwan(R.O.C.)
Tel: +886-2172-1000 Fax: +886-2172-1322



1	2	3
Level	Level	Level
40.24	98.89	41.57
Factor	Factor	Factor
2.79	53.18	3.40
Limit	Limit	Limit
37.45	37.79	38.17
Over	Over	Over
54.00	54.00	54.00
APos	APos	APos
100	100	100
TPos	TPos	TPos
270	270	270
Remark	Remark	Remark
Average	Average	Average
Pol/Phase	Pol/Phase	Pol/Phase
Vertical	Vertical	Vertical
Note	Note	Note
2365.81	2488.00	2837.81
40.24	98.89	41.57
2.79	53.18	3.40
37.45	37.79	38.17
54.00	54.00	54.00
-13.76	36.89	-12.43
100	100	100
270	270	270
Average	Average	Average
Vertical	Vertical	Vertical

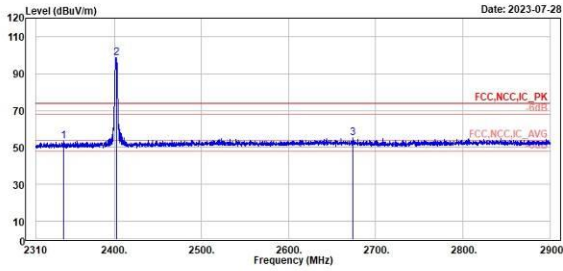
BLE_2M

Low Channel (Horizontal) Peak

Low Channel (Vertical) Peak



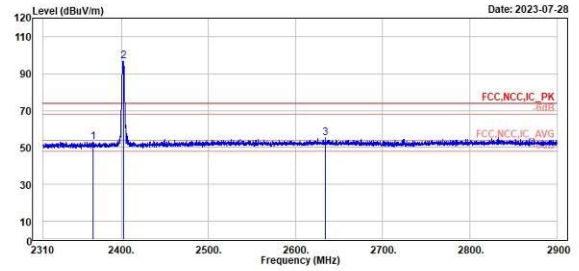
TÜV Rheinland Taiwan Ltd.
No. 458-18, Sec 2, Fenhiao, Linkou Dist., New Taipei City 244, Taiwan(R.O.C.)
Tel: +886-2172-1900 Fax: +886-2172-1322



Peak	Freq (MHz)	Level (dBuV/m)	Read Level (dBuV)	Level Factor (dB/m)	Limit Line (dBuV/m)	Over Limit (dB)	APos (cm)	TPos (deg)	Remark	Pol/Phase	Note
1	2341.27	53.28	15.94	37.34	74.00	-20.72	278	153	Peak	Horizontal	
2 *	2402.00	98.74	61.11	37.63	74.00	24.74	278	153	Peak	Horizontal	
3	2673.79	55.38	17.42	37.96	74.00	-18.62	278	153	Peak	Horizontal	



TÜV Rheinland Taiwan Ltd.
No. 458-18, Sec 2, Fenhiao, Linkou Dist., New Taipei City 244, Taiwan(R.O.C.)
Tel: +886-2172-1900 Fax: +886-2172-1322

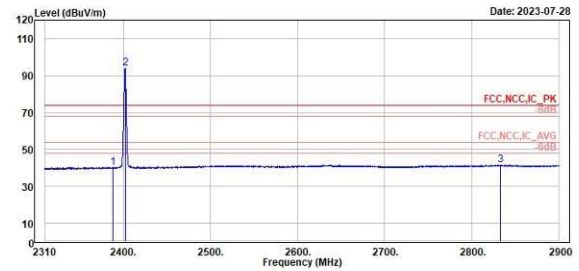
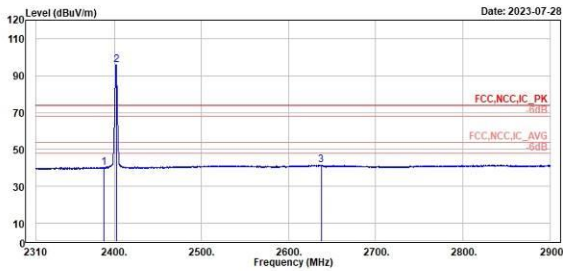


Peak	Freq (MHz)	Level (dBuV/m)	Read Level (dBuV)	Level Factor (dB/m)	Limit Line (dBuV/m)	Over Limit (dB)	APos (cm)	TPos (deg)	Remark	Pol/Phase	Note
1	2368.06	53.14	15.68	37.46	74.00	-20.86	126	190	Peak	Vertical	
2 *	2402.00	96.71	59.08	37.63	74.00	22.71	126	190	Peak	Vertical	
3	2634.03	55.01	17.00	38.01	74.00	-18.99	126	190	Peak	Vertical	

BLE_2M

Low Channel (Horizontal) Average

Low Channel (Vertical) Average



Freq	Level	Read Level	Factor	Limit Line	Over Limit	APos	TPos	Remark	Pol/Phase	Note
MHz	dBuV/m	dBuV	dB/m	dBuV/m	dB	cm	deg			
1	2388.35	40.37	2.89	37.57	54.00	-13.63	278	153 Average	Horizontal	
2 *	2402.00	95.94	58.31	37.63	54.00	41.94	278	153 Average	Horizontal	
3	2637.33	41.70	3.69	38.01	54.00	-12.30	278	153 Average	Horizontal	

Freq	Level	Read Level	Factor	Limit Line	Over Limit	APos	TPos	Remark	Pol/Phase	Note
MHz	dBuV/m	dBuV	dB/m	dBuV/m	dB	cm	deg			
1	2388.12	40.38	2.81	37.57	54.00	-13.62	126	190 Average	Vertical	
2 *	2402.00	93.83	56.20	37.63	54.00	39.83	126	190 Average	Vertical	
3	2833.09	41.54	3.37	38.17	54.00	-12.46	126	190 Average	Vertical	

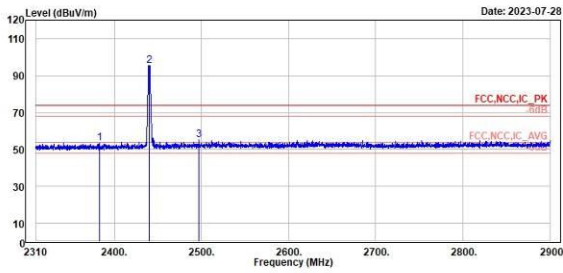
BLE_2M

Middle Channel (Horizontal) Peak

Middle Channel (Vertical) Peak



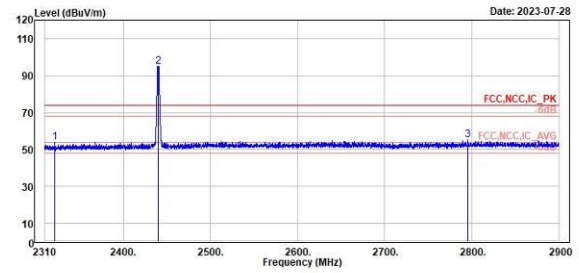
TÜV Rheinland Taiwan Ltd.
No. 458-18, Sec 2, Fenhiao, Linkou Dist., New Taipei City 244, Taiwan(R.O.C.)
Tel: +886-2172-1000 Fax: +886-2172-1322



Peak	Freq	Level	Read Level	Level Factor	Limit Line	Over Limit	APos	TPos	Remark	Pol/Phase	Note
	MHz	dBuV/m	dBuV	dB/m	dBuV/m	dB	cm	deg			
1	2382.81	53.46	15.92	37.54	74.00	-20.54	159	211	Peak	Horizontal	
2 *	2448.00	95.41	57.73	37.68	74.00	21.41	159	211	Peak	Horizontal	
3	2497.27	55.02	17.18	37.84	74.00	-18.98	159	211	Peak	Horizontal	



TÜV Rheinland Taiwan Ltd.
No. 458-18, Sec 2, Fenhiao, Linkou Dist., New Taipei City 244, Taiwan(R.O.C.)
Tel: +886-2172-1000 Fax: +886-2172-1322



Peak	Freq	Level	Read Level	Level Factor	Limit Line	Over Limit	APos	TPos	Remark	Pol/Phase	Note
	MHz	dBuV/m	dBuV	dB/m	dBuV/m	dB	cm	deg			
1	2321.21	53.92	16.64	37.28	74.00	-20.08	119	194	Peak	Vertical	
2 *	2448.00	94.93	57.25	37.68	74.00	20.93	119	194	Peak	Vertical	
3	2795.33	55.04	16.84	38.20	74.00	-18.96	119	194	Peak	Vertical	

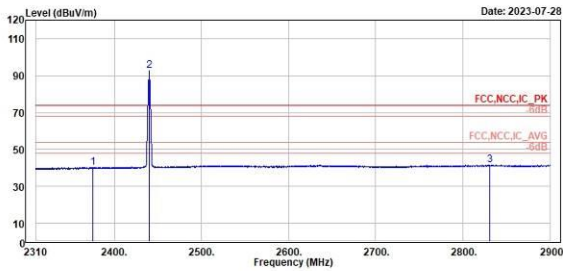
BLE_2M

Middle Channel (Horizontal) Average

Middle Channel (Vertical) Average



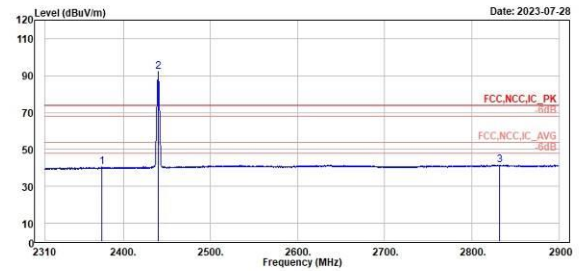
TUV Rheinland Taiwan Ltd.
No. 458-18, Sec 2, Fenhiao, Linkou Dist., New Taipei City 244, Taiwan(R.O.C.)
Tel: +886-2172-1000 Fax: +886-2172-1322



Freq	Level	Read Level Factor	Limit Line	Over Limit	APos	TPos	Remark	Pol/Phase	Note
MHz	dBuV/m	dBuV	dB/m	dBuV/m	dB	cm	deg		
1	2375.84	40.35	2.85	37.50	54.00	-13.65	159	211 Average	Horizontal
2 *	2440.00	92.49	54.81	37.68	54.00	38.49	159	211 Average	Horizontal
3	2831.09	41.67	3.49	38.18	54.00	-12.33	159	211 Average	Horizontal



TUV Rheinland Taiwan Ltd.
No. 458-18, Sec 2, Fenhiao, Linkou Dist., New Taipei City 244, Taiwan(R.O.C.)
Tel: +886-2172-1000 Fax: +886-2172-1322



Freq	Level	Read Level Factor	Limit Line	Over Limit	APos	TPos	Remark	Pol/Phase	Note
MHz	dBuV/m	dBuV	dB/m	dBuV/m	dB	cm	deg		
1	2375.73	40.48	2.98	37.50	54.00	-13.52	119	194 Average	Vertical
2 *	2440.00	92.12	54.44	37.68	54.00	38.12	119	194 Average	Vertical
3	2832.15	41.59	3.41	38.18	54.00	-12.41	119	194 Average	Vertical

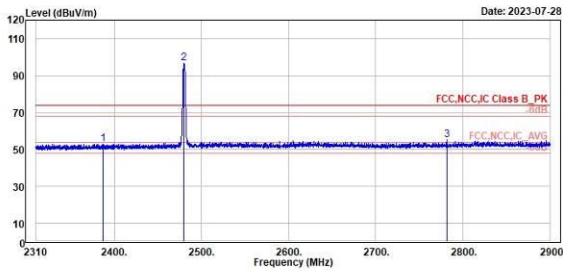
BLE_2M

High Channel (Horizontal) Peak

High Channel (Vertical) Peak



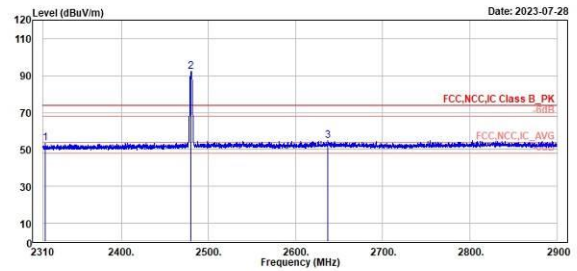
TUV Rheinland Taiwan Ltd.
No. 458-18, Sec 2, Fenhiao, Linkou Dist., New Taipei City 244, Taiwan(R.O.C.)
Tel: +886-2172-1000 Fax: +886-2172-1322



Peak	Freq	Level	Read Level	Level Factor	Limit Line	Over Limit	APos	TPos	Remark	Pol/Phase	Note
	MHz	dBuV/m	dBuV	dB/m	dBuV/m	dB	cm	deg			
1	2386.94	52.97	15.49	37.57	74.00	-21.03	288	146	Peak	Horizontal	
2 *	2489.00	96.63	58.84	37.79	74.00	22.63	288	146	Peak	Horizontal	
3	2781.17	55.16	16.98	38.18	74.00	-18.84	288	146	Peak	Horizontal	



TUV Rheinland Taiwan Ltd.
No. 458-18, Sec 2, Fenhiao, Linkou Dist., New Taipei City 244, Taiwan(R.O.C.)
Tel: +886-2172-1000 Fax: +886-2172-1322



Peak	Freq	Level	Read Level	Level Factor	Limit Line	Over Limit	APos	TPos	Remark	Pol/Phase	Note
	MHz	dBuV/m	dBuV	dB/m	dBuV/m	dB	cm	deg			
1	2313.07	53.41	16.15	37.26	74.00	-20.59	100	270	Peak	Vertical	
2 *	2489.00	92.00	54.21	37.79	74.00	18.00	100	270	Peak	Vertical	
3	2636.86	54.87	16.86	38.01	74.00	-19.13	100	270	Peak	Vertical	

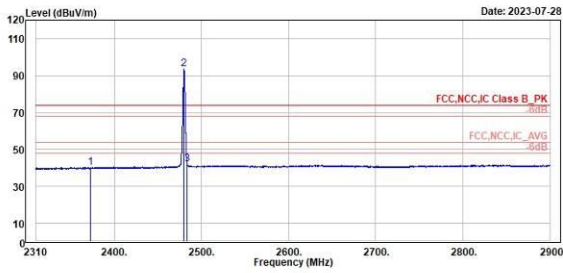
BLE_2M

High Channel (Horizontal) Average

High Channel (Vertical) Average



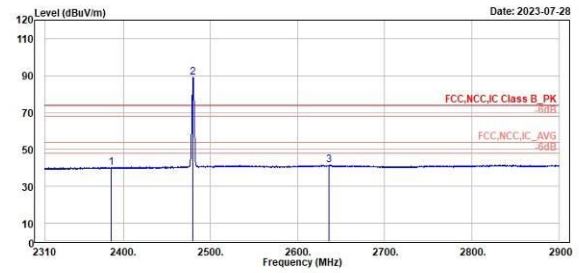
TUV Rheinland Taiwan Ltd.
No. 458-18, Sec 2, Fenhiao, Linkou Dist., New Taipei City 244, Taiwan(R.O.C.)
Tel: +886-2172-1000 Fax: +886-2172-1322



1	2	3
Level	Level	Level
Factor	Factor	Factor
Line	Line	Line
Limit	Limit	Limit
APos	APos	APos
TPos	TPos	TPos
Remark	Remark	Remark
Pol/Phase	Pol/Phase	Pol/Phase
Note	Note	Note
2372.19	2483.46	2635.68
40.23	42.19	41.52
2.74	4.39	3.51
37.49	37.80	38.01
54.00	54.00	54.00
-13.77	-11.81	-12.48
288	288	288
146	146	146
Average	Average	Average
Horizontal	Horizontal	Horizontal



TUV Rheinland Taiwan Ltd.
No. 458-18, Sec 2, Fenhiao, Linkou Dist., New Taipei City 244, Taiwan(R.O.C.)
Tel: +886-2172-1000 Fax: +886-2172-1322



1	2	3
Level	Level	Level
Factor	Factor	Factor
Line	Line	Line
Limit	Limit	Limit
APos	APos	APos
TPos	TPos	TPos
Remark	Remark	Remark
Pol/Phase	Pol/Phase	Pol/Phase
Note	Note	Note
2386.46	2483.46	2635.68
40.19	42.19	41.52
2.62	4.39	3.51
37.57	37.80	38.01
54.00	54.00	54.00
-13.81	-11.81	-12.48
100	288	288
270	146	146
Average	Average	Average
Vertical	Horizontal	Horizontal

Spurious Emissions, Tx Mode, 9kHz ~ 30MHz

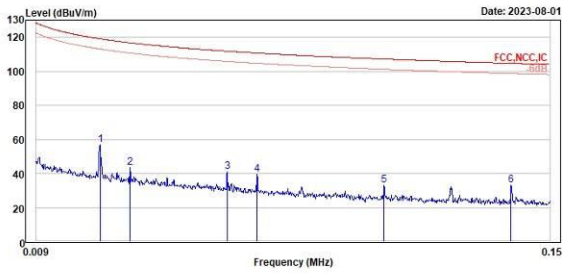
BLE_125K

Low Channel (Open) 9kHz~150kHz

Low Channel (Open) 150kHz~30MHz



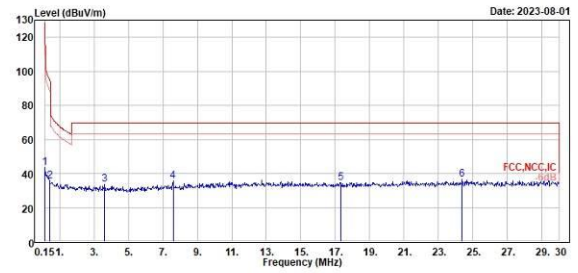
TÜV Rheinland Taiwan Ltd.
No. 458-18, Sec 2, Fenhiao, Linkou Dist., New Taipei City 244, Taiwan(R.O.C.)
Tel: +886-2172-1000 Fax: +886-2172-1322



Peak	Freq (MHz)	Level (dBuV/m)	Read Level (dBuV)	Level Factor (dB/m)	Limit Line (dBuV/m)	Over Limit (dB)	APos (cm)	TPos (deg)	Remark	PoI/Phase	Note
1	0.03	56.73	37.77	18.96	119.08	-62.35	100	127	Peak	Open	
2	0.03	43.57	24.38	19.19	116.76	-73.19	100	112	Peak	Open	
3	0.06	41.09	22.24	18.85	111.82	-70.73	100	90	Peak	Open	
4	0.07	39.70	21.05	18.65	110.74	-71.04	100	126	Peak	Open	
5	0.10	32.97	15.02	17.95	107.22	-74.25	100	112	Peak	Open	
6	0.14	33.11	15.02	18.09	104.72	-71.61	100	123	Peak	Open	



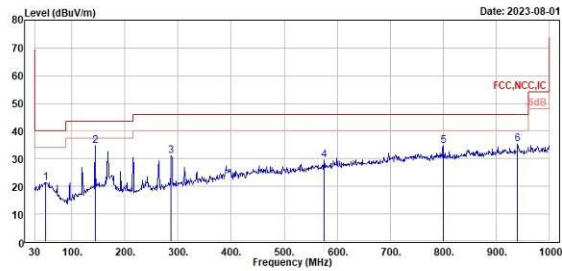
TÜV Rheinland Taiwan Ltd.
No. 458-18, Sec 2, Fenhiao, Linkou Dist., New Taipei City 244, Taiwan(R.O.C.)
Tel: +886-2172-1000 Fax: +886-2172-1322



Peak	Freq (MHz)	Level (dBuV/m)	Read Level (dBuV)	Level Factor (dB/m)	Limit Line (dBuV/m)	Over Limit (dB)	APos (cm)	TPos (deg)	Remark	PoI/Phase	Note
1	0.15	43.39	25.26	18.13	104.08	-60.69	100	95	Peak	Open	
2	0.42	35.52	16.71	18.81	95.17	-59.65	100	121	Peak	Open	
3	3.61	33.57	13.98	19.59	69.50	-35.93	100	178	Peak	Open	
4	7.58	35.31	14.95	20.56	69.50	-33.99	100	292	Peak	Open	
5	17.31	34.82	12.76	22.06	69.50	-34.68	100	136	Peak	Open	
6	24.36	36.38	14.10	22.28	69.50	-33.12	100	207	Peak	Open	

Spurious Emissions, Tx Mode, 30MHz ~ 1GHz
BLE_125K
Low Channel (Horizontal)
Low Channel (Vertical)

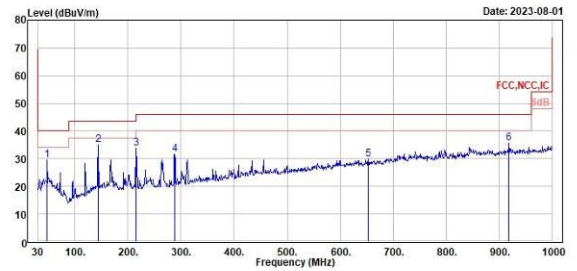

TÜV Rheinland Taiwan Ltd.
 No. 458-18, Sec 2, Fenhiao, Linkou Dist., New Taipei City 244, Taiwan(R.O.C.)
 Tel: +886-2172-1000 Fax: +886-2172-1322



No.	Freq	Level	Read Level	Factor	Limit Line	Over Limit	APos	TPos	Remark	Pol/Phase	Note
1	50.37	21.28	28.18	-6.90	40.00	-18.72	100	85	Peak	Horizontal	
2	143.49	34.72	42.44	-7.72	43.50	-8.78	200	246	Peak	Horizontal	
3	287.05	31.14	37.98	-6.84	46.00	-14.86	100	273	Peak	Horizontal	
4	575.14	29.44	30.78	-1.34	46.00	-16.56	200	235	Peak	Horizontal	
5	900.18	34.82	31.68	3.14	46.00	-11.18	100	216	Peak	Horizontal	
6	940.83	35.21	30.34	4.87	46.00	-10.79	130	360	Peak	Horizontal	



TÜV Rheinland Taiwan Ltd.
 No. 458-18, Sec 2, Fenhiao, Linkou Dist., New Taipei City 244, Taiwan(R.O.C.)
 Tel: +886-2172-1000 Fax: +886-2172-1322



No.	Freq	Level	Read Level	Factor	Limit Line	Over Limit	APos	TPos	Remark	Pol/Phase	Note
1	47.46	29.43	36.50	-7.07	40.00	-10.57	100	58	Peak	Vertical	
2	143.49	34.93	42.65	-7.72	43.50	-8.57	100	214	Peak	Vertical	
3	215.27	33.64	43.40	-9.76	43.50	-9.86	100	83	Peak	Vertical	
4	280.02	31.77	38.61	-6.84	46.00	-14.23	100	201	Peak	Vertical	
5	653.71	29.71	29.27	0.44	46.00	-16.29	300	63	Peak	Vertical	
6	910.52	35.40	30.72	4.78	46.00	-10.52	200	287	Peak	Vertical	

Spurious Emissions, Tx Mode, 1GHz ~ 26.5GHz

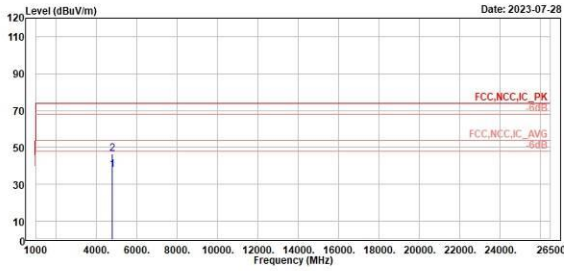
BLE_125K

Low Channel (Horizontal)

Low Channel (Vertical)



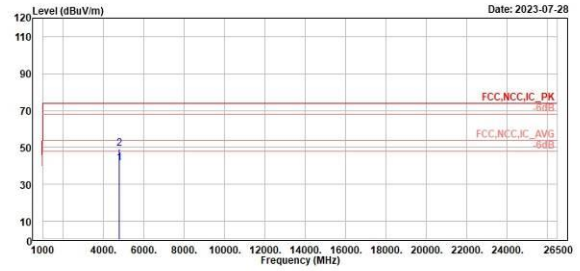
TUV Rheinland Taiwan Ltd.
No. 458-18, Sec 2, Fenhiao, Linkou Dist., New Taipei City 244, Taiwan(R.O.C.)
Tel: +886-2172-1000 Fax: +886-2172-1322



Freq	Level	Read Level Factor	Limit Line	Over Limit	APos	TPos	Remark	Pol/Phase	Note
MHz	dBuV/m	dBuV	dB/m	dBuV/m	dB	cm	deg		
1	4884.00	37.96	48.36	-10.40	54.00	-16.04	280	360 Average	Horizontal
2	4884.00	46.74	57.14	-10.40	74.00	-27.26	280	360 Peak	Horizontal



TUV Rheinland Taiwan Ltd.
No. 458-18, Sec 2, Fenhiao, Linkou Dist., New Taipei City 244, Taiwan(R.O.C.)
Tel: +886-2172-1000 Fax: +886-2172-1322



Freq	Level	Read Level Factor	Limit Line	Over Limit	APos	TPos	Remark	Pol/Phase	Note
MHz	dBuV/m	dBuV	dB/m	dBuV/m	dB	cm	deg		
1	4884.00	41.36	51.76	-10.40	54.00	-12.64	381	294 Average	Vertical
2	4884.00	49.12	59.52	-10.40	74.00	-24.88	381	294 Peak	Vertical

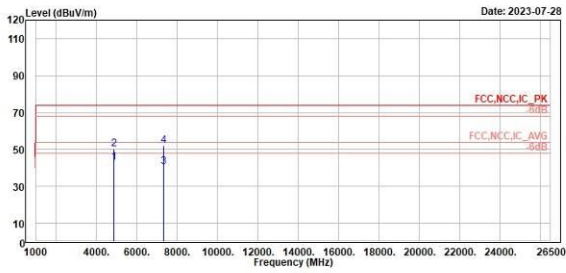
BLE_125K

Middle Channel (Horizontal)

Middle Channel (Vertical)



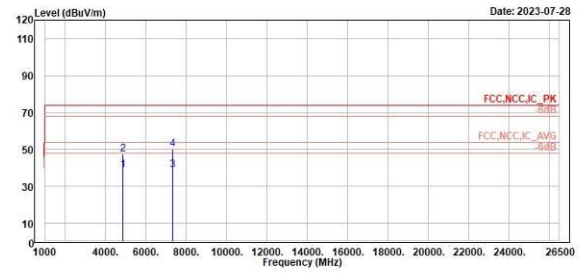
TUV Rheinland Taiwan Ltd.
No. 458-18, Sec 2, Fenhiao, Linkou Dist., New Taipei City 244, Taiwan(R.O.C.)
Tel: +886-2172-1000 Fax: +886-2172-1322



1	2	3	4								
Level	Level	Level	Level								
Factor	Factor	Factor	Factor								
Line	Line	Line	Line								
Limit	Limit	Limit	Limit								
Over	Over	Over	Over								
Limit	Limit	Limit	Limit								
APos	APos	APos	APos								
TPos	TPos	TPos	TPos								
Remark	Remark	Remark	Remark								
Pol/Phase	Pol/Phase	Pol/Phase	Pol/Phase								
Note	Note	Note	Note								
1	4889.00	42.99	53.32	-10.33	54.00	-11.01	100	311	Average	Horizontal	
2	4889.00	50.36	60.69	-10.33	74.00	-23.64	100	311	Peak	Horizontal	
3	7320.00	40.76	49.26	-8.50	54.00	-13.24	358	360	Average	Horizontal	
4	7320.00	52.18	60.68	-8.50	74.00	-21.82	358	360	Peak	Horizontal	



TUV Rheinland Taiwan Ltd.
No. 458-18, Sec 2, Fenhiao, Linkou Dist., New Taipei City 244, Taiwan(R.O.C.)
Tel: +886-2172-1000 Fax: +886-2172-1322



1	2	3	4								
Level	Level	Level	Level								
Factor	Factor	Factor	Factor								
Line	Line	Line	Line								
Limit	Limit	Limit	Limit								
Over	Over	Over	Over								
Limit	Limit	Limit	Limit								
APos	APos	APos	APos								
TPos	TPos	TPos	TPos								
Remark	Remark	Remark	Remark								
Pol/Phase	Pol/Phase	Pol/Phase	Pol/Phase								
Note	Note	Note	Note								
1	4889.00	38.87	49.20	-10.33	54.00	-15.13	300	33	Average	Vertical	
2	4889.00	47.58	57.91	-10.33	74.00	-26.42	300	33	Peak	Vertical	
3	7320.00	38.89	47.39	-8.50	54.00	-15.11	100	79	Average	Vertical	
4	7320.00	50.20	58.70	-8.50	74.00	-23.80	100	79	Peak	Vertical	

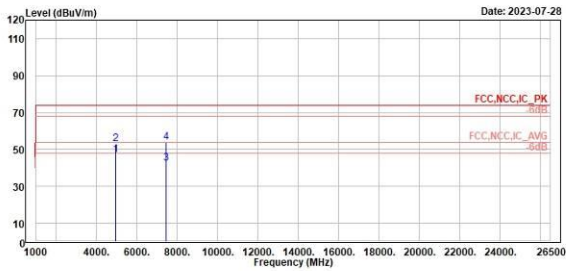
BLE_125K

High Channel (Horizontal)

High Channel (Vertical)



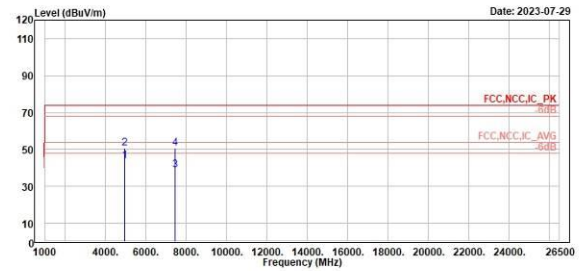
TUV Rheinland Taiwan Ltd.
No. 458-18, Sec 2, Fengiao, Linkou Dist., New Taipei City 244, Taiwan(R.O.C.)
Tel: +886-2172-1000 Fax: +886-2172-1322



1	2	3	4
Level	Level	Level	Level
Factor	Factor	Factor	Factor
Line	Line	Line	Line
Limit	Limit	Limit	Limit
Over	Over	Over	Over
Limit	Limit	Limit	Limit
APos	APos	APos	APos
TPos	TPos	TPos	TPos
Remark	Remark	Remark	Remark
Pol/Phase	Pol/Phase	Pol/Phase	Pol/Phase
Note	Note	Note	Note
4968.00	46.77	56.99	-10.22
4968.00	52.79	63.01	-10.22
7448.00	42.36	50.68	-8.32
7448.00	53.69	62.01	-8.32



TUV Rheinland Taiwan Ltd.
No. 458-18, Sec 2, Fengiao, Linkou Dist., New Taipei City 244, Taiwan(R.O.C.)
Tel: +886-2172-1000 Fax: +886-2172-1322



1	2	3	4
Level	Level	Level	Level
Factor	Factor	Factor	Factor
Line	Line	Line	Line
Limit	Limit	Limit	Limit
Over	Over	Over	Over
Limit	Limit	Limit	Limit
APos	APos	APos	APos
TPos	TPos	TPos	TPos
Remark	Remark	Remark	Remark
Pol/Phase	Pol/Phase	Pol/Phase	Pol/Phase
Note	Note	Note	Note
4968.00	43.91	54.13	-10.22
4968.00	50.63	60.85	-10.22
7448.00	38.86	47.18	-8.32
7448.00	50.46	58.78	-8.32

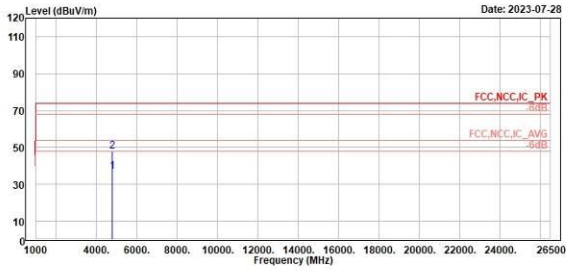
BLE_2M

Low Channel (Horizontal)

Low Channel (Vertical)



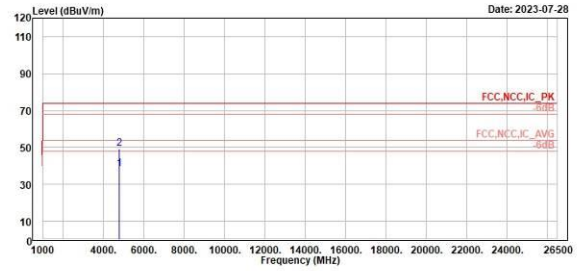
TÜV Rheinland Taiwan Ltd.
No. 458-18, Sec 2, Fenhiao, Linkou Dist., New Taipei City 244, Taiwan(R.O.C.)
Tel: +886-2172-1000 Fax: +886-2172-1322



Freq	Level	Read Level Factor	Limit Line	Over Limit	APos	TPos	Remark	Pol/Phase	Note
MHz	dBuV/m	dBuV	dB/m	dBuV/m	dB	cm	deg		
1	4884.00	36.94	47.34	-10.40	54.00	-17.06	386	298 Average	Horizontal
2	4884.00	47.89	58.29	-10.40	74.00	-26.11	386	298 Peak	Horizontal



TÜV Rheinland Taiwan Ltd.
No. 458-18, Sec 2, Fenhiao, Linkou Dist., New Taipei City 244, Taiwan(R.O.C.)
Tel: +886-2172-1000 Fax: +886-2172-1322



Freq	Level	Read Level Factor	Limit Line	Over Limit	APos	TPos	Remark	Pol/Phase	Note
MHz	dBuV/m	dBuV	dB/m	dBuV/m	dB	cm	deg		
1	4884.00	38.44	48.84	-10.40	54.00	-15.56	380	297 Average	Vertical
2	4884.00	49.22	59.62	-10.40	74.00	-24.78	380	297 Peak	Vertical

BLE_2M

Middle Channel (Horizontal)

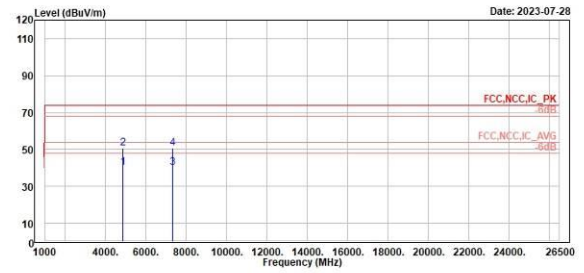
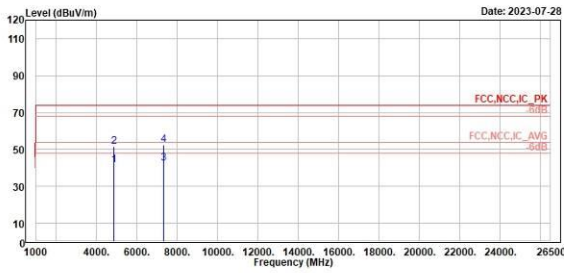
Middle Channel (Vertical)



TUV Rheinland Taiwan Ltd.
No. 458-18, Sec 2, Fenhiao, Linkou Dist., New Taipei City 244, Taiwan(R.O.C.)
Tel: +886-2172-1000 Fax: +886-2172-1322



TUV Rheinland Taiwan Ltd.
No. 458-18, Sec 2, Fenhiao, Linkou Dist., New Taipei City 244, Taiwan(R.O.C.)
Tel: +886-2172-1000 Fax: +886-2172-1322



1	2	3	4
Freq	Level	Read Level Factor	Limit Line
MHz	dBuV/m	dBuV	dB/m
4889.00	41.35	51.68	-10.33
4889.00	51.34	61.67	-10.33
7320.00	42.24	50.74	-8.50
7320.00	52.61	61.11	-8.50

1	2	3	4
Freq	Level	Read Level Factor	Limit Line
MHz	dBuV/m	dBuV	dB/m
4889.00	40.26	50.59	-10.33
4889.00	50.69	61.02	-10.33
7320.00	40.13	48.63	-8.50
7320.00	50.50	59.00	-8.50

1	2	3	4
Level	Over Limit	APos	TPos
dB	dB	cm	deg
-12.65	376	308	Average
-22.66	376	308	Peak
-11.76	353	28	Average
-21.39	353	28	Peak

1	2	3	4
Level	Over Limit	APos	TPos
dB	dB	cm	deg
-13.74	348	245	Average
-23.31	348	245	Peak
-13.87	348	245	Average
-23.50	100	112	Peak

1	2	3	4
Remark	Pol/Phase	Note	
Horizontal			
Horizontal			
Horizontal			
Horizontal			

1	2	3	4
Remark	Pol/Phase	Note	
Vertical			
Vertical			
Vertical			
Vertical			

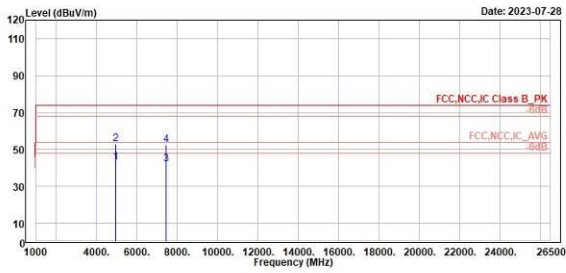
BLE_2M

High Channel (Horizontal)

High Channel (Vertical)



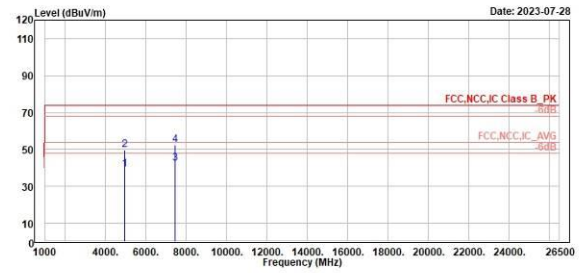
TUV Rheinland Taiwan Ltd.
No. 458-18, Sec 2, Fenhiao, Linkou Dist., New Taipei City 244, Taiwan(R.O.C.)
Tel: +886-2172-1000 Fax: +886-2172-1322



Line	Freq	Level	Read Level	Level Factor	Limit Line	Over Limit	APos	TPos	Remark	Pol/Phase	Note
	MHz	dBuV/m	dBuV	dB/m	dBuV/m	dB	cm	deg			
1	4968.00	42.67	52.89	-10.22	54.00	-11.33	100	307	Average	Horizontal	
2	4968.00	52.96	63.18	-10.22	74.00	-21.04	100	307	Peak	Horizontal	
3	7448.00	42.17	50.49	-8.32	54.00	-11.83	100	111	Average	Horizontal	
4	7448.00	52.44	60.76	-8.32	74.00	-21.56	100	111	Peak	Horizontal	



TUV Rheinland Taiwan Ltd.
No. 458-18, Sec 2, Fenhiao, Linkou Dist., New Taipei City 244, Taiwan(R.O.C.)
Tel: +886-2172-1000 Fax: +886-2172-1322



Line	Freq	Level	Read Level	Level Factor	Limit Line	Over Limit	APos	TPos	Remark	Pol/Phase	Note
	MHz	dBuV/m	dBuV	dB/m	dBuV/m	dB	cm	deg			
1	4968.00	39.09	49.31	-10.22	54.00	-14.91	100	284	Average	Vertical	
2	4968.00	49.81	60.03	-10.22	74.00	-24.19	100	284	Peak	Vertical	
3	7448.00	42.23	50.55	-8.32	54.00	-11.77	100	117	Average	Vertical	
4	7448.00	52.64	60.96	-8.32	74.00	-21.36	100	117	Peak	Vertical	