

Antenna Under Test Report

Model: EC2811

General Items

- Antenna Category
Monopole Antenna

- Test dates, Test site
17th May 2021, TAIYO YUDEN R&D CENTER

- Name of test personnel
Jin Mikata

- Equipment information used for antenna gain measurement
Manufacturer :Microwave Vision Group
Model :SG24C


- Names of commercial test software
Manufacturer :Microwave Vision Group
SPM ver.1.9.3
Satenv ver.3.0.3.0 build23
M4Satenv ver.2.2.35

General Items

■ Table of calibrated equipment

No.	Item	Model	Serial number	Calibration Date
1	Multi-probe Systems	SG24C	1101854-0010	2021/2/19

■ Test setup photos

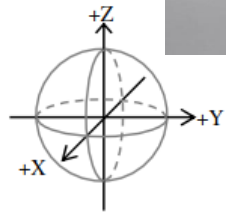


Measurement data

Measured in MVG SG24 system at TAIYO YUDEN R&D CENTER.

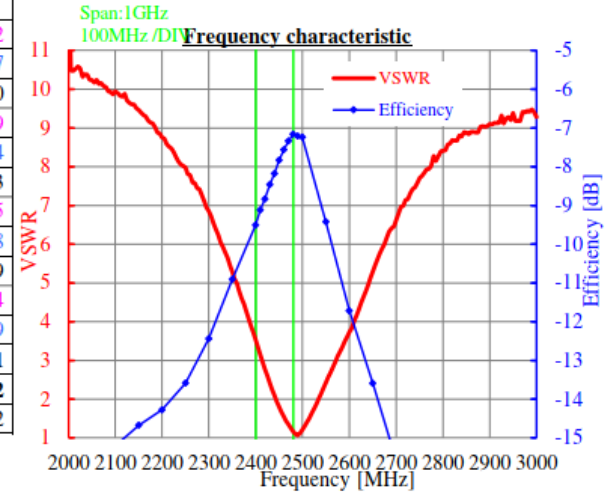
17.May.2021

Appearance and coordinates definition



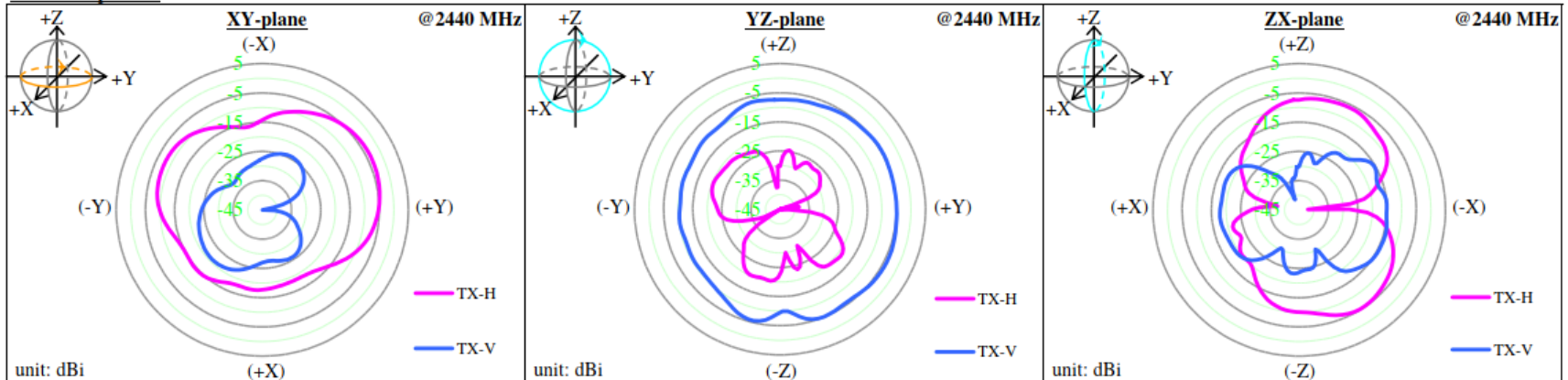
Measurement data of antenna

Frequency [MHz]	@ 2400	@ 2440	@ 2480	
Peak gain [dBi]				
3-plane	TX-H	-5.2	-3.7	-2.6
	TX-V	-5.2	-4.0	-3.4
		-5.2	-3.7	-2.6
Average gain [dBi]				
XY-plane	TX-H	-10.9	-9.2	-8.2
	TX-V	-26.9	-25.7	-23.7
	Plus(H,V)	-10.8	-9.1	-8.0
YZ-plane	TX-H	-25.4	-23.4	-21.9
	TX-V	-7.5	-6.4	-5.4
	Plus(H,V)	-7.5	-6.3	-5.3
XZ-plane	TX-H	-11.1	-10.3	-9.5
	TX-V	-21.1	-19.1	-17.8
	Plus(H,V)	-10.7	-9.8	-8.9
3plane	TX-H	-12.7	-11.4	-10.4
	TX-V	-12.1	-10.9	-9.9
		-9.4	-8.1	-7.1
Efficiency [dB]	-9.5	-8.2	-7.2	
VSWR [:1]	3.5	2.1	1.2	



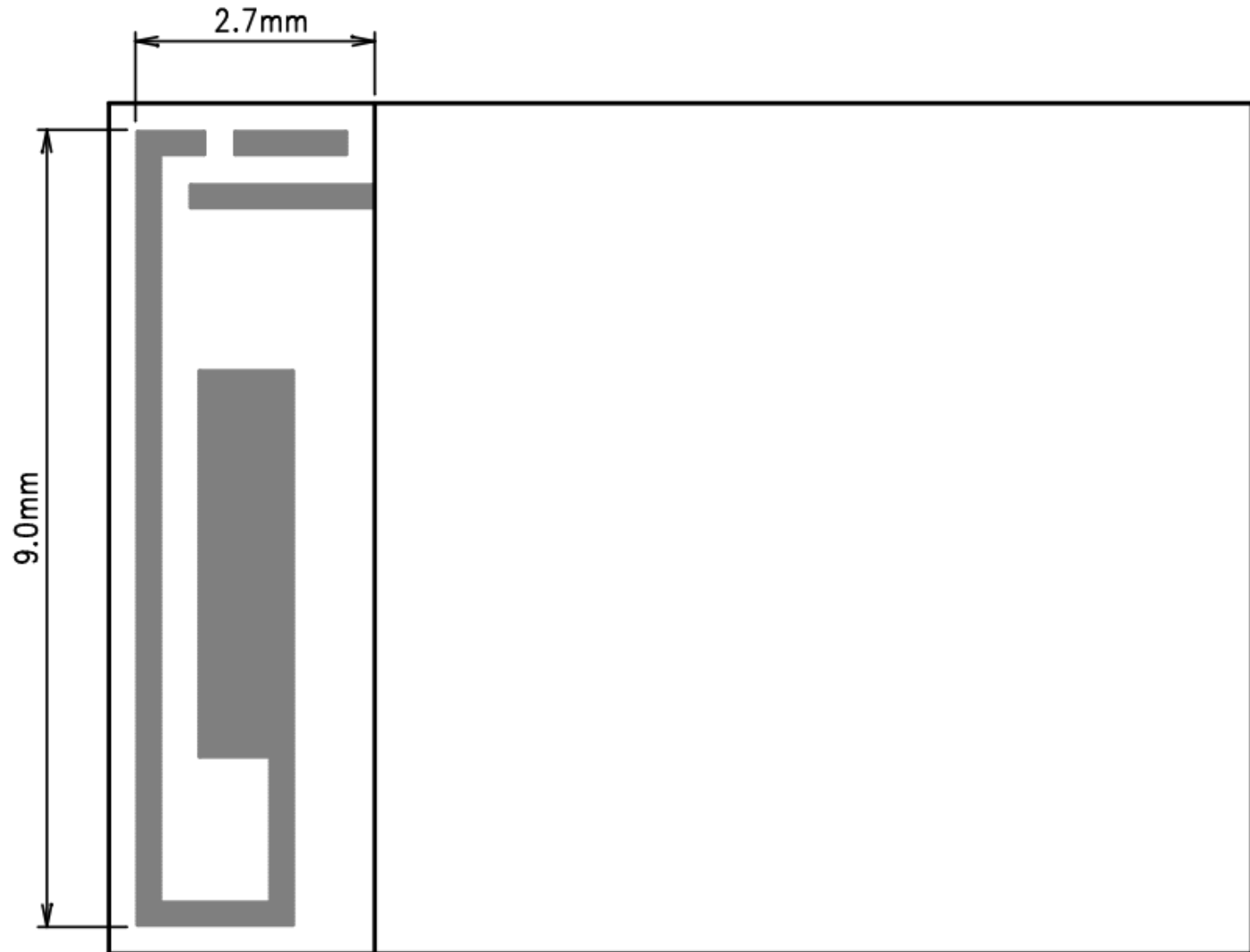
*Note:The value is average value in 1 round of each inclination direction angle.

Radiation pattern



20210517

Antenna Appearance





KAGA FEI