

LUKE
**Rotating and Vibrating
Anal Plug**



NV TOYS

User Manual



Thank you for choosing NV TOYS

For more information of us

Please visit our official website: www.nvtoyz.com

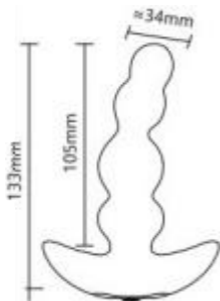
or flow us on: www.facebook.com/nvtoys


Before first use, please read the instructions
below carefully.

About this Device;

Luke is a remote control anal plug comes with incredible rotating function to bring you something amazing to experience. As the bubbles widen from small to big, you can also feel the rising arousal while inserting it. With its vibration patterns and 3 rotation speeds, you may feel your body tremble with lasting pleasure.

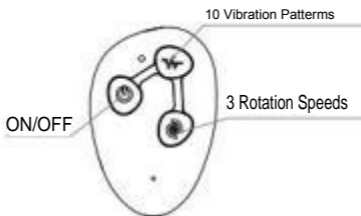
Model:	WS-NV547X
Material	Body-Safe Silicone and ABS
Waterproof	IPX6
Regular Features;	10 Vibration Patterns and 3 Speeds
APP Features;	9 Vibration Patterns and 3 Speeds
Charging Method;	USB Charging
Charging Time;	90 minutes
Usage Time;	60 minutes





Press for 2 seconds to turn on.
Shortly press to shift vibration
and rotation functions.

Press for 2 seconds again to
turn off.



The main body of the product stands by for long time.

The remote control is turned off automatically if it is not operated within 3 seconds

How to use the APP



Android | iOS

Scan the above QR code with your mobile phone to download the APP



Product QR Code

Use the APP to scan the QR code above to bind the device
Product number: 1402

● Security

Avoid sharing this device with others due to hygiene concerns. Only water based lubricant is recommended to use with this product. Do not use massage oils or hand cream as lubricants for this device, as you will damage its silicone soft touch surface. Stop using this device if its tip is chipped or broken or has sharp edges.

FCC Compliance Notice

This device complies with part 15 of the FCC Rules. Operation is subject to the following two conditions:

(1) This device may not cause harmful interference, and

(2) this device must accept any interference received, including interference that may cause undesired

operation.

Any changes or modifications not expressly approved by the party responsible for compliance could void

the user's authority to operate the equipment.

This equipment has been tested and found to comply with the limits for a Class B digital device, pursuant to part 15 of the FCC Rules.

These limits are designed to provide reasonable protection against harmful interference in a residential installation.

This equipment generates, uses and can radiate radio frequency energy and,

if not installed and used in accordance with the instructions, may cause harmful interference to radio communications.

However, there is no guarantee that interference will not occur in a particular installation.

If this equipment does cause harmful interference to radio or television reception, which can be determined by turning the equipment off and on, the user is encouraged to try to correct the

interference by one or more of the following measures:

- Reorient or relocate the receiving antenna.
- Increase the separation between the equipment and receiver.

- Connect the equipment into an outlet on a circuit different from that to which the receiver is connected.
- Consult the dealer or an experienced radio/TV technician for help.

FCC Radiation Exposure Statement

This equipment complies with FCC radiation exposure limits set forth for an uncontrolled environment .

This transmitter must not be co-located or operating in conjunction with any other antenna or transmitter.

Cleaning and Storage

Always clean your device thoroughly before and after each use.

Please note that the remote controller is not waterproof.

Clean your device with an antibacterial toy cleaner.

Alternatively, you can wash the device with warm water and soap, rinse with clean hot water and pat dry with a clean towel.

Hard detergents, disinfectants, acetone or alcohol are not recommended to use to clean your device.

Store your device in a clean and dry space and keep it out of children's reach.

Applicable for ALL products, the model may be changed for improvements without notice.

1. Please register for the first login. Click New User.

2. Complete registration with mobile phone number or email address. After registering, enter the account and password to log in to the APP.

3. After the customer logs in for the first time To bind the device, click "+".

4. The device binding scan box appears. Scan the "Product QR Code" on the upper right

5. After the scan is successful as shown in the figure above.

6. Click on the Gewnce to enter the interface and start a happy journey.

This product is to be used as a novelty for people over the age of 18 only. Users of this item do so at their own risk. It should not be used on a prolonged or frequent basis. Neither NV Toys nor its retailers assume any responsibility or liability for the use of this product.

This product does not claim to cure any disease or STI.