

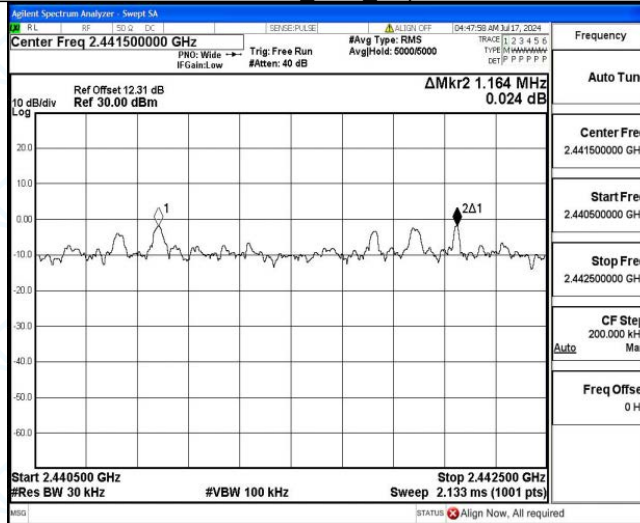


Test Graphs

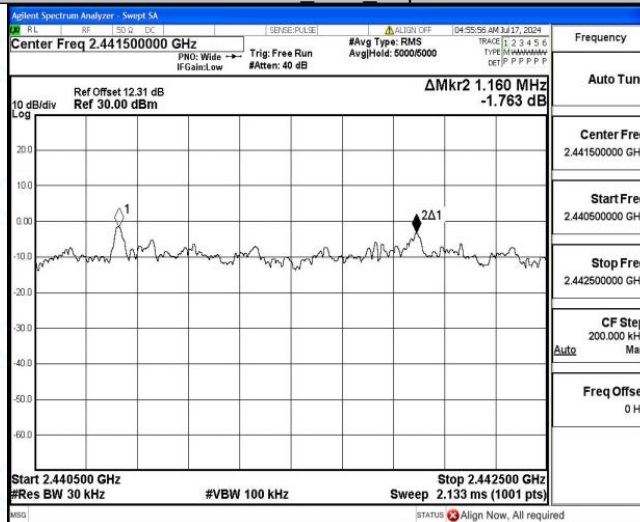
DH5 Ant1 Hop



2DH5 Ant1 Hop



3DH5 Ant1 Hop





Appendix D: Dwell Time

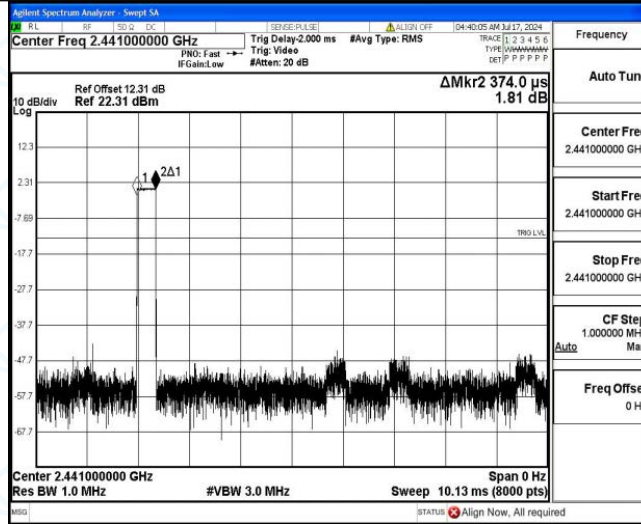
Test Result

Test Mode	Antenna	Freq(MHz)	BurstWidth [ms]	TotalHops [Num]	Result[s]	Limit[s]	Verdict
DH1	Ant1	Hop	0.374	320	0.12	≤0.4	PASS
DH3	Ant1	Hop	1.630	160	0.261	≤0.4	PASS
DH5	Ant1	Hop	2.879	106.67	0.307	≤0.4	PASS
2DH1	Ant1	Hop	0.384	320	0.123	≤0.4	PASS
2DH3	Ant1	Hop	1.637	160	0.262	≤0.4	PASS
2DH5	Ant1	Hop	2.885	106.67	0.308	≤0.4	PASS
3DH1	Ant1	Hop	0.386	320	0.124	≤0.4	PASS
3DH3	Ant1	Hop	1.635	160	0.262	≤0.4	PASS
3DH5	Ant1	Hop	2.885	106.67	0.308	≤0.4	PASS

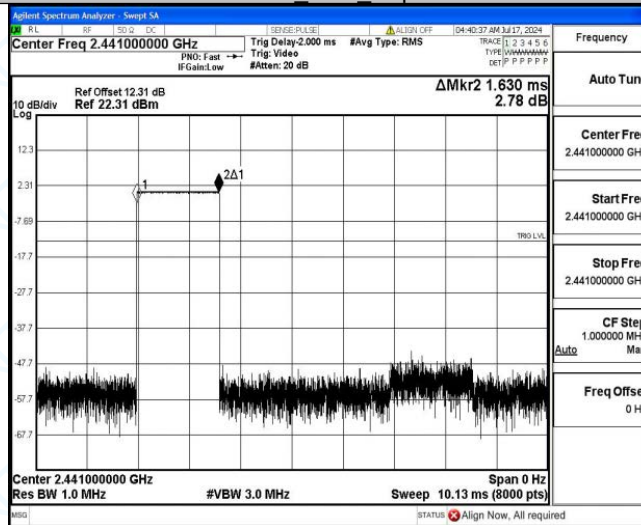


Test Graphs

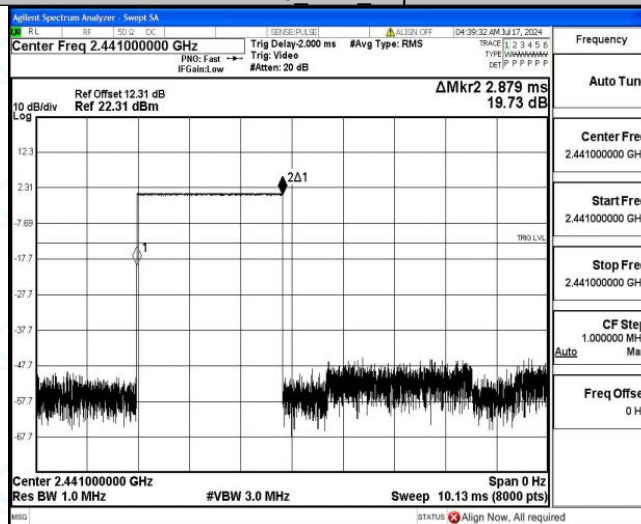
DH1_Ant1_Hop



DH3_Ant1_Hop

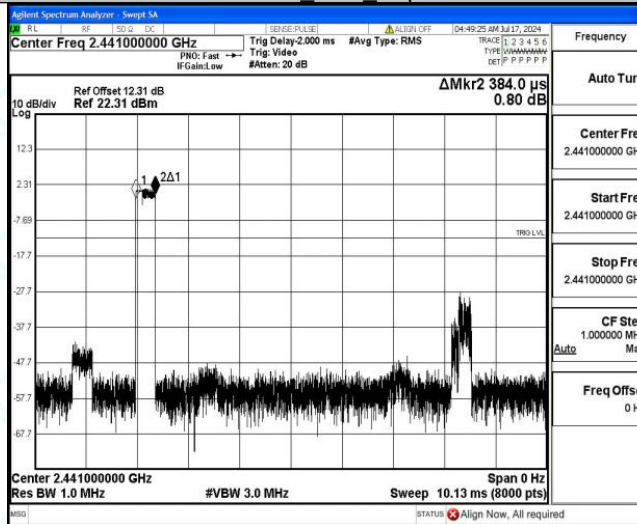


DH5_Ant1_Hop

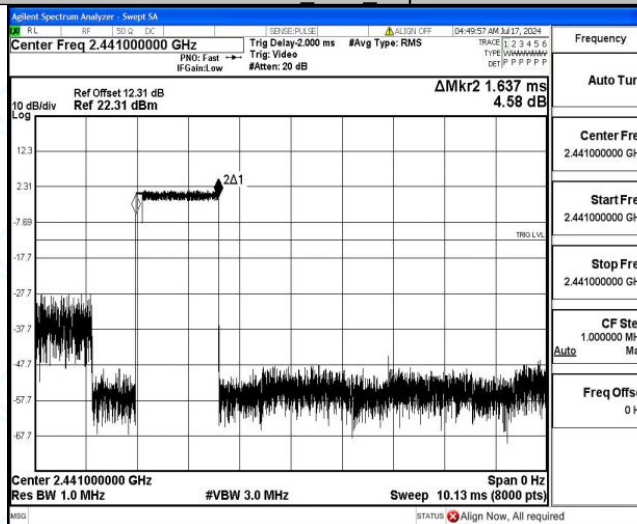




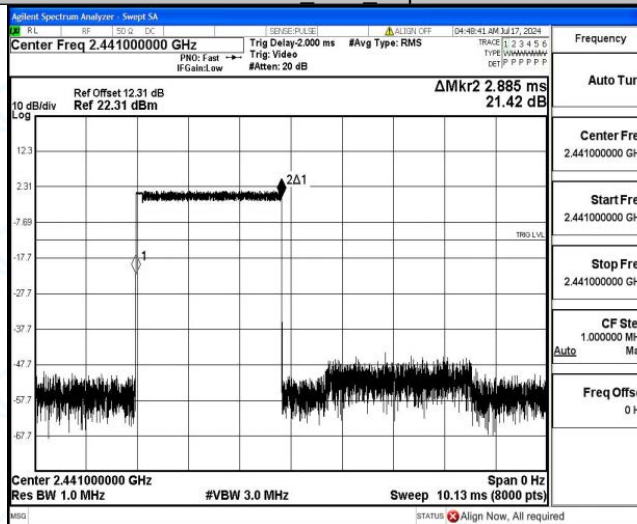
2DH1 Ant1 Hop



2DH3 Ant1 Hop

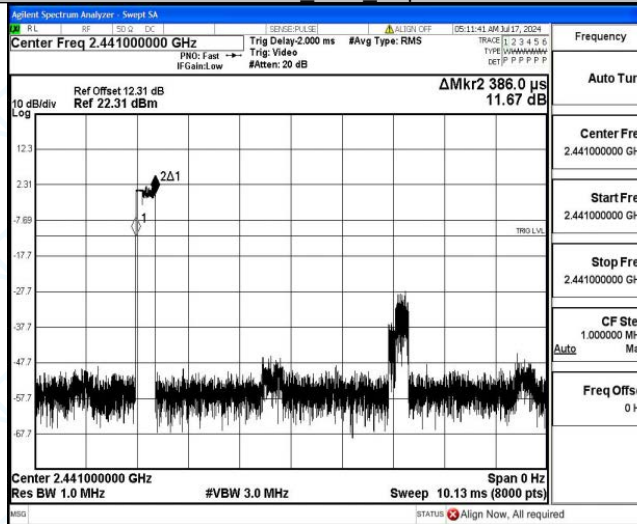


2DH5 Ant1 Hop

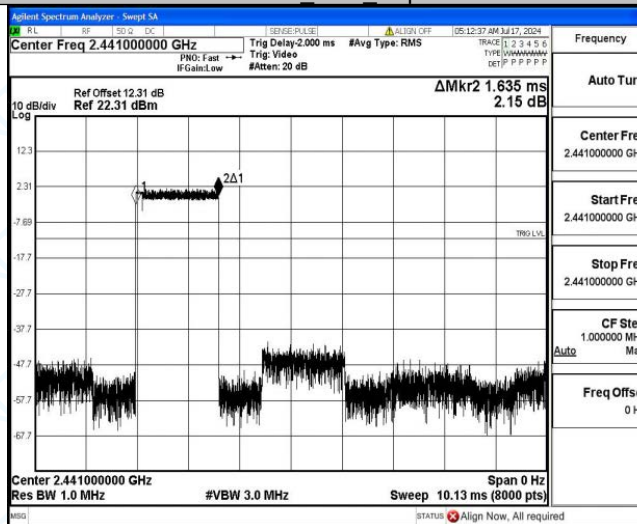




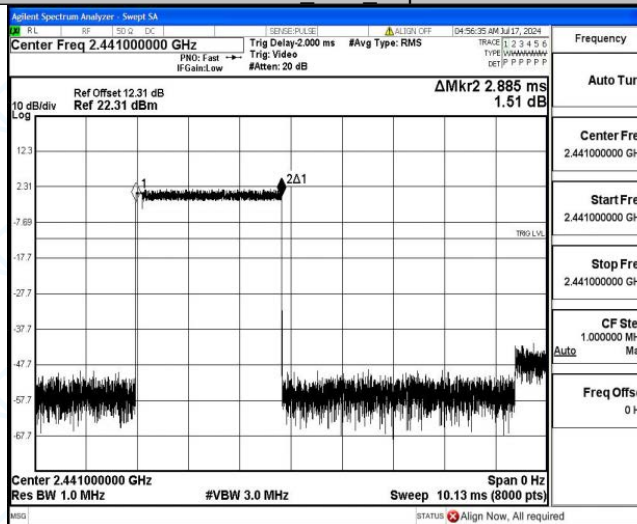
3DH1 Ant1 Hop



3DH3 Ant1 Hop



3DH5 Ant1 Hop





Appendix E: Number of hopping channels

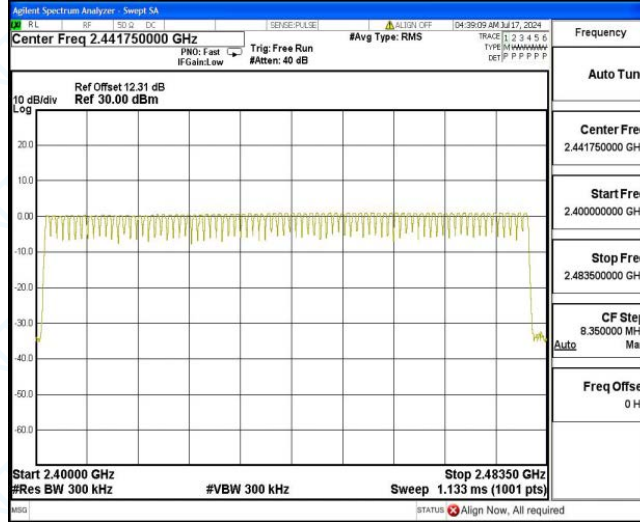
Test Result

TestMode	Antenna	Freq(MHz)	Result[Num]	Limit[Num]	Verdict
DH5	Ant1	Hop	79	≥15	PASS
2DH5	Ant1	Hop	79	≥15	PASS
3DH5	Ant1	Hop	79	≥15	PASS

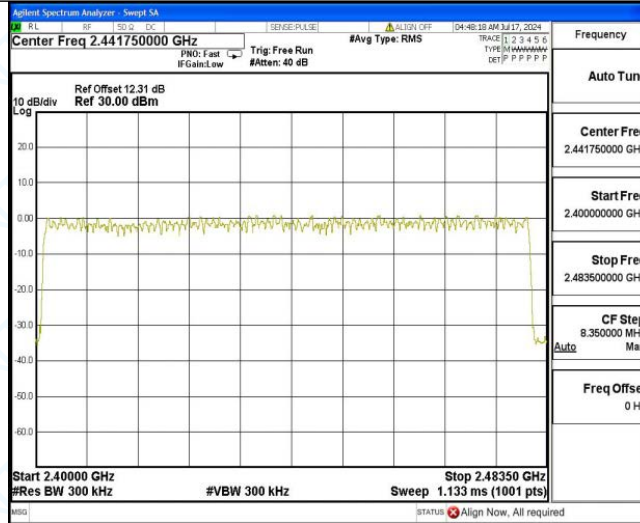


Test Graphs

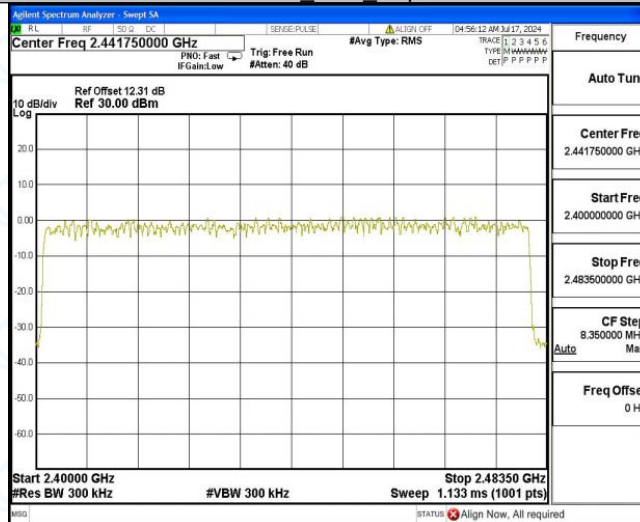
DH5_Ant1_Hop



2DH5_Ant1_Hop



3DH5_Ant1_Hop





Appendix F: Band edge measurements

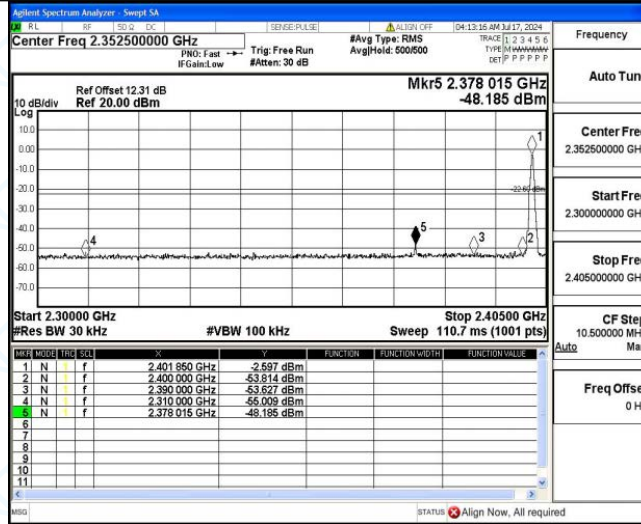
Test Result

Test Mode	Antenna	Ch Name	Freq(MHz)	Ref Level [dBm]	Result [dBm]	Limit [dBm]	Verdict
DH5	Ant1	Low	2402	-2.60	-48.19	≤-22.6	PASS
		High	2480	-1.71	-47.95	≤-21.71	PASS
		Low	Hop_2402	-3.06	-49.65	≤-23.06	PASS
		High	Hop_2480	-1.62	-47.78	≤-21.62	PASS
2DH5	Ant1	Low	2402	-2.56	-49.92	≤-22.56	PASS
		High	2480	-6.96	-50.31	≤-26.96	PASS
		Low	Hop_2402	-8.39	-49.91	≤-28.39	PASS
		High	Hop_2480	-2.13	-49.92	≤-22.13	PASS
3DH5	Ant1	Low	2402	-2.38	-49.81	≤-22.38	PASS
		High	2480	-6.13	-49.65	≤-26.13	PASS
		Low	Hop_2402	-7.83	-51.2	≤-27.83	PASS
		High	Hop_2480	-1.44	-48.35	≤-21.44	PASS

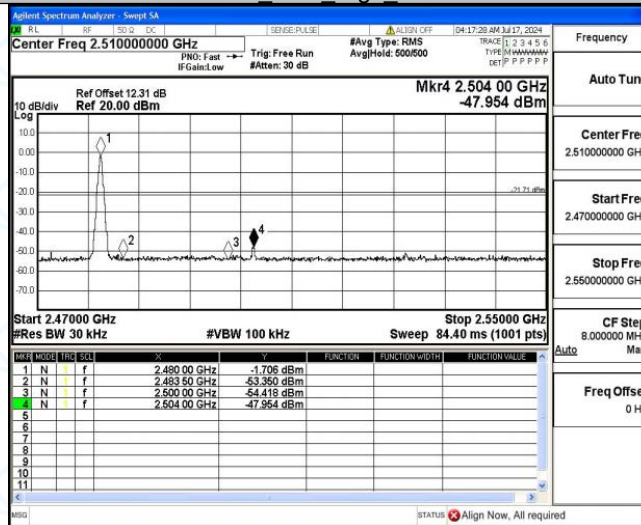


Test Graphs

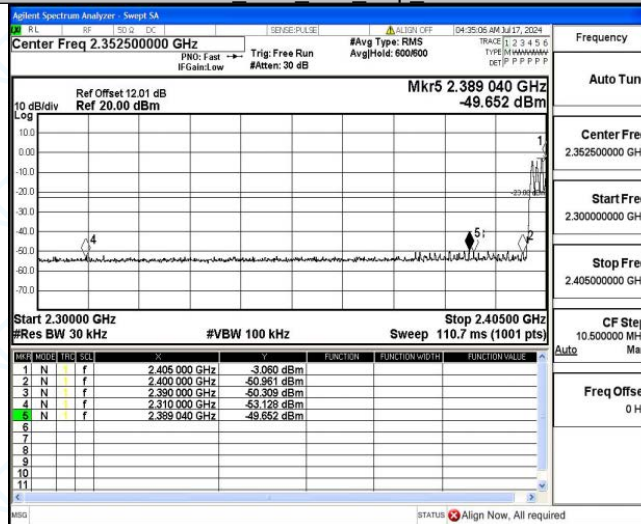
DH5 Ant1 Low 2402



DH5 Ant1 High 2480

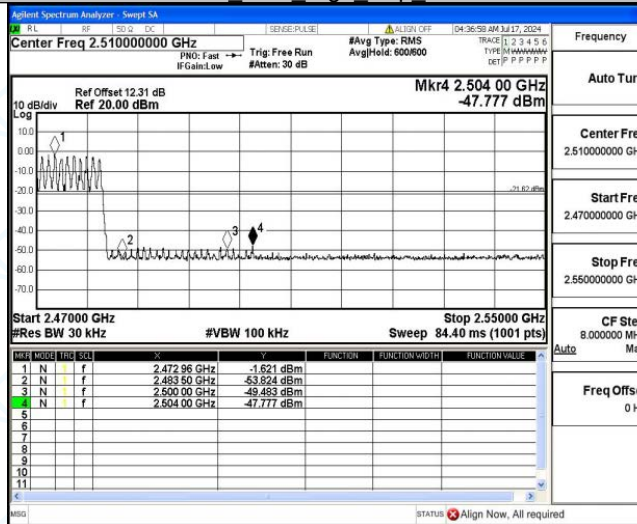


DH5 Ant1 Low Hop 2402

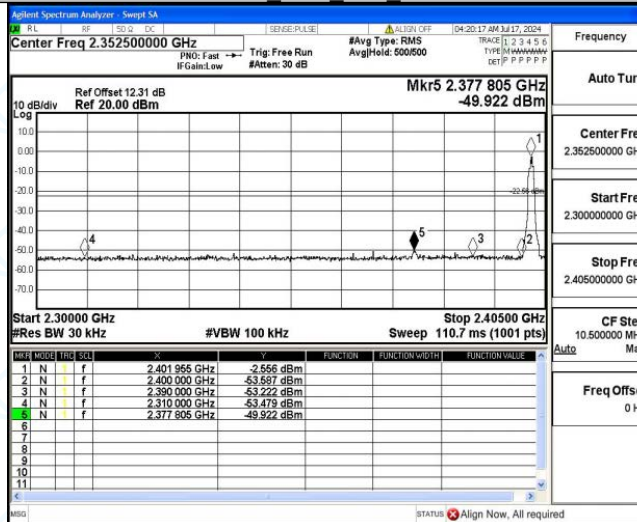




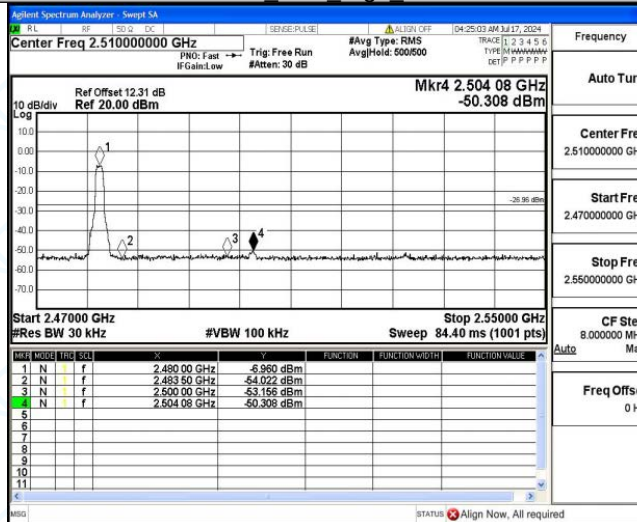
DH5 Ant1 High Hop 2480



2DH5 Ant1 Low 2402

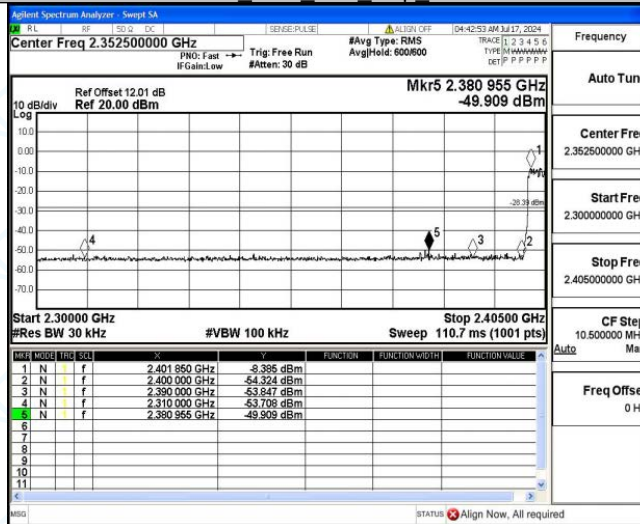


2DH5 Ant1 High 2480

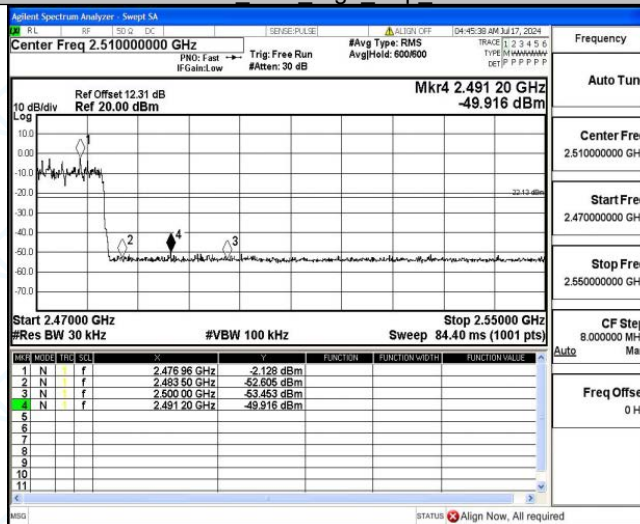




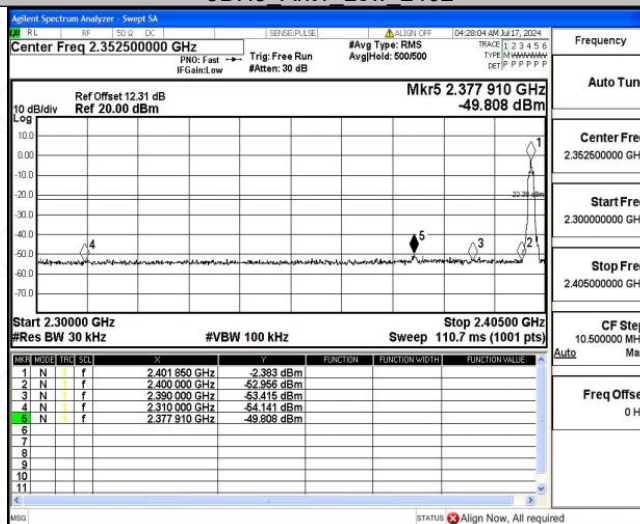
2DH5 Ant1 Low Hop 2402



2DH5 Ant1 High Hop 2480

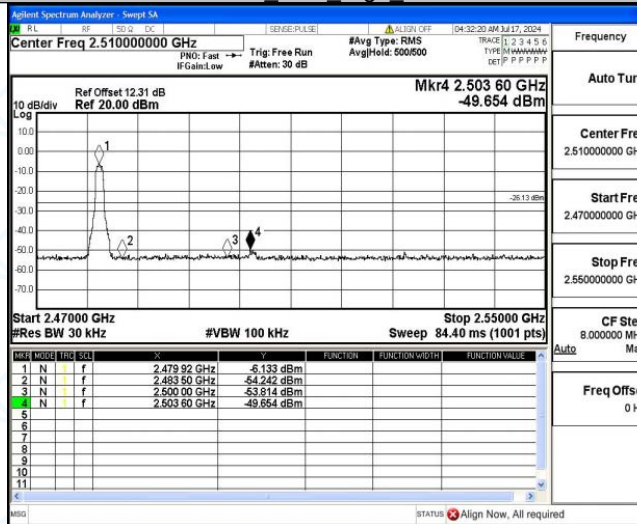


3DH5 Ant1 Low 2402

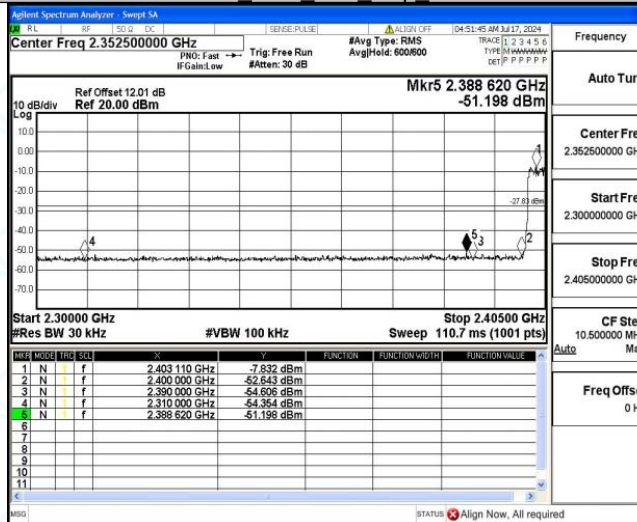




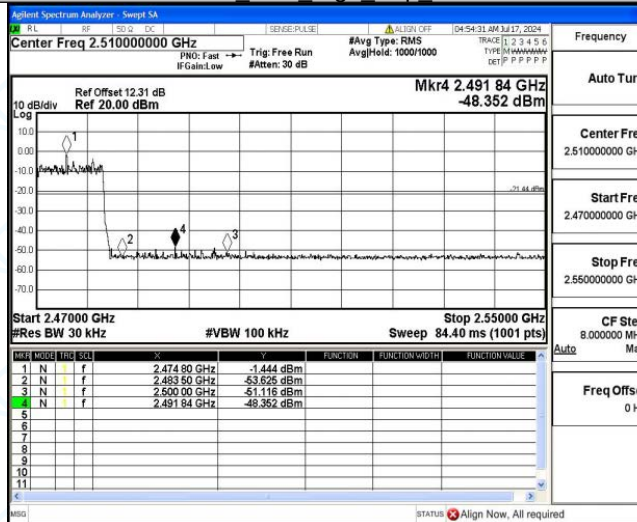
3DH5 Ant1 High 2480



3DH5 Ant1 Low Hop 2402



3DH5 Ant1 High Hop 2480





Appendix G: Conducted Spurious Emission

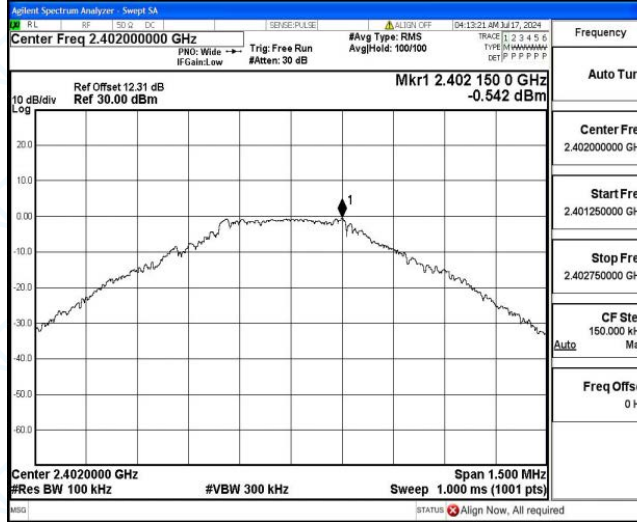
Test Result

Test Mode	Antenna	Freq(MHz)	Freq Range [MHz]	Ref Level [dBm]	Result [dBm]	Limit [dBm]	Verdict
DH5	Ant1	2402	Reference	-0.54	-0.54	---	PASS
			30~1000	-0.54	-47.61	≤-20.54	PASS
			1000~26500	-0.54	-48.9	≤-20.54	PASS
		2441	Reference	0.23	0.23	---	PASS
			30~1000	0.23	-47.77	≤-19.77	PASS
			1000~26500	0.23	-47.2	≤-19.77	PASS
		2480	Reference	0.16	0.16	---	PASS
			30~1000	0.16	-47.77	≤-19.84	PASS
			1000~26500	0.16	-44.95	≤-19.84	PASS
2DH5	Ant1	2402	Reference	-0.28	-0.28	---	PASS
			30~1000	-0.28	-46.19	≤-20.28	PASS
			1000~26500	-0.28	-45.89	≤-20.28	PASS
		2441	Reference	0.19	0.19	---	PASS
			30~1000	0.19	-46.99	≤-19.81	PASS
			1000~26500	0.19	-48.97	≤-19.81	PASS
		2480	Reference	0.30	0.30	---	PASS
			30~1000	0.30	-46.82	≤-19.7	PASS
			1000~26500	0.30	-47.32	≤-19.7	PASS
3DH5	Ant1	2402	Reference	-0.37	-0.37	---	PASS
			30~1000	-0.37	-46.79	≤-20.37	PASS
			1000~26500	-0.37	-48.75	≤-20.37	PASS
		2441	Reference	0.28	0.28	---	PASS
			30~1000	0.28	-47.64	≤-19.72	PASS
			1000~26500	0.28	-47.79	≤-19.72	PASS
		2480	Reference	0.39	0.39	---	PASS
			30~1000	0.39	-47.83	≤-19.61	PASS
			1000~26500	0.39	-46.31	≤-19.61	PASS

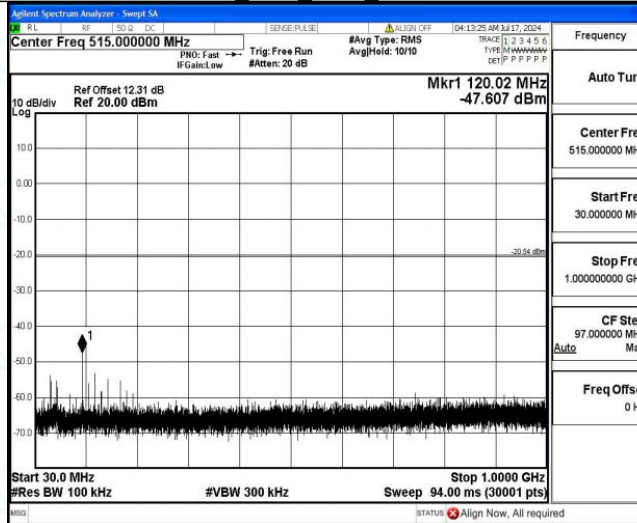


Test Graphs

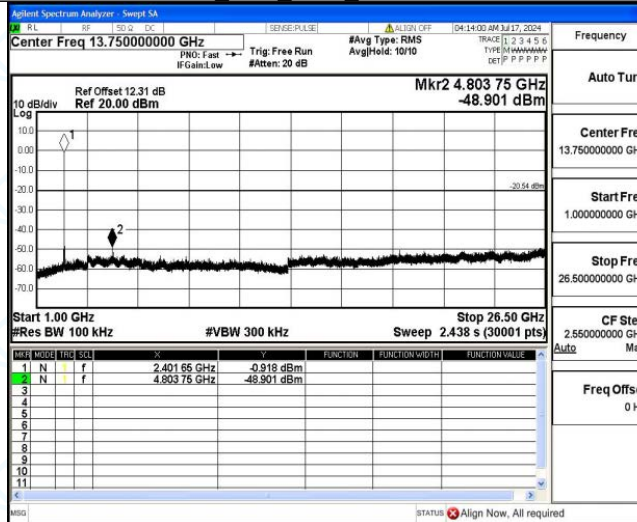
DH5 Ant1 2402 0~Reference



DH5 Ant1 2402 30~1000

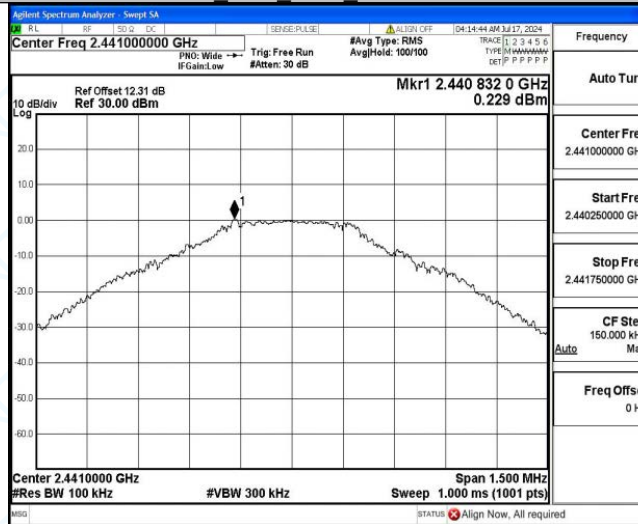


DH5 Ant1 2402 1000~26500

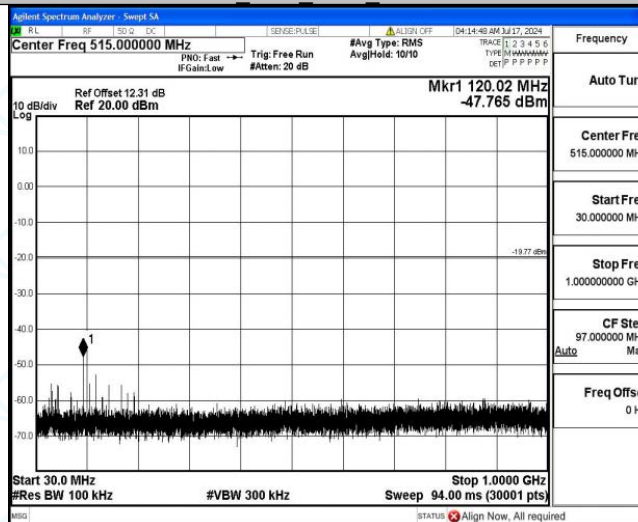




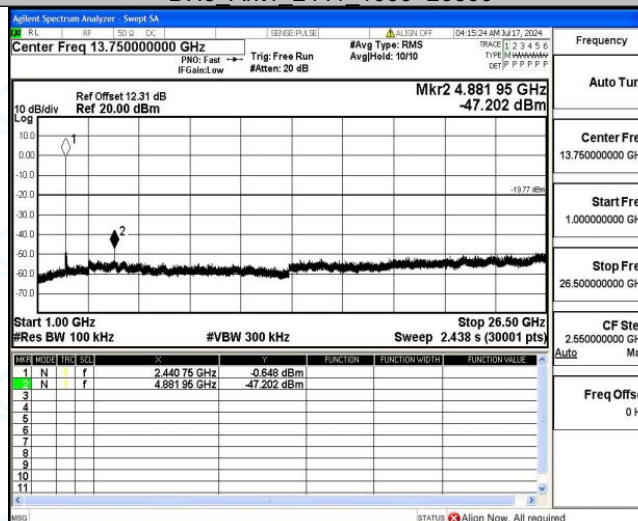
DH5_Ant1_2441_0~Reference



DH5_Ant1_2441_30~1000

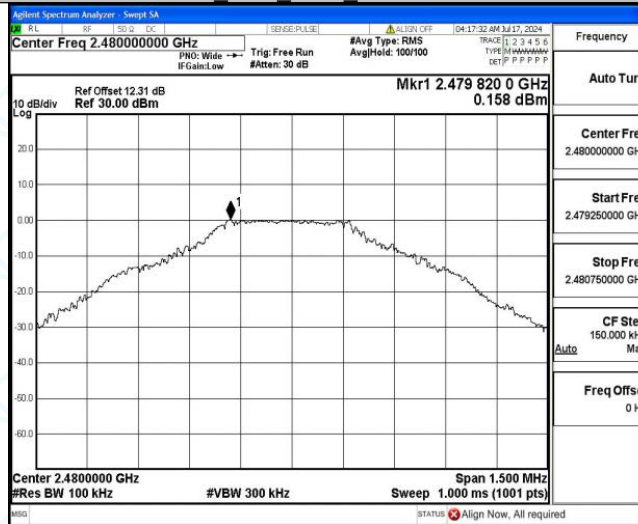


DH5_Ant1_2441_1000~26500

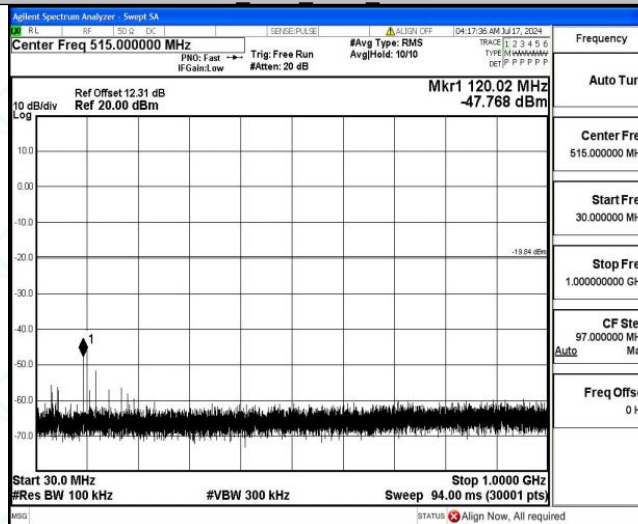




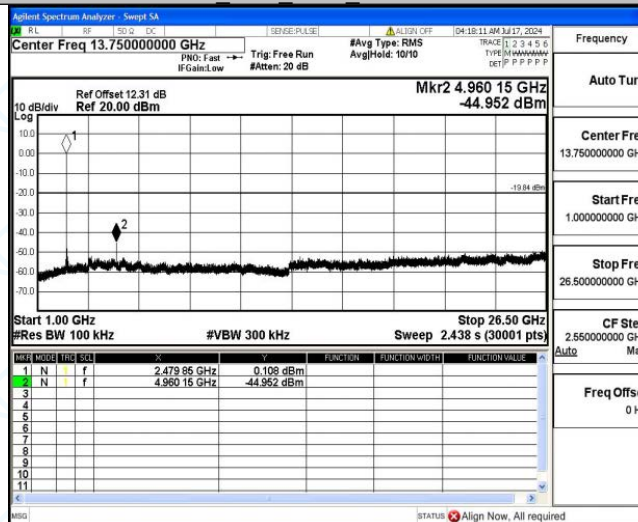
DH5_Ant1_2480_0~Reference



DH5_Ant1_2480_30~1000

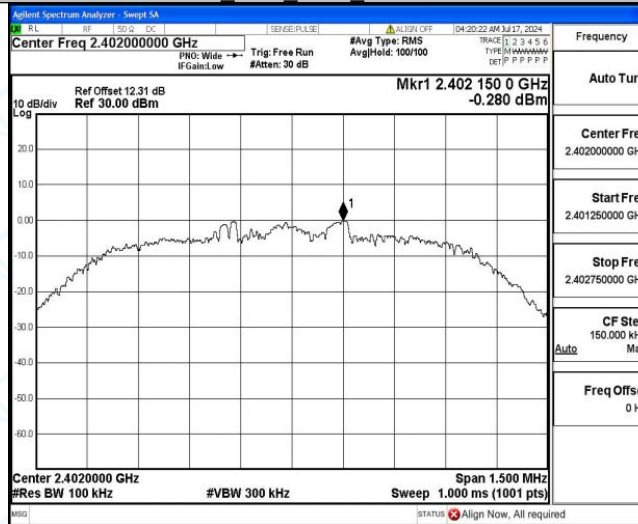


DH5_Ant1_2480_1000~26500

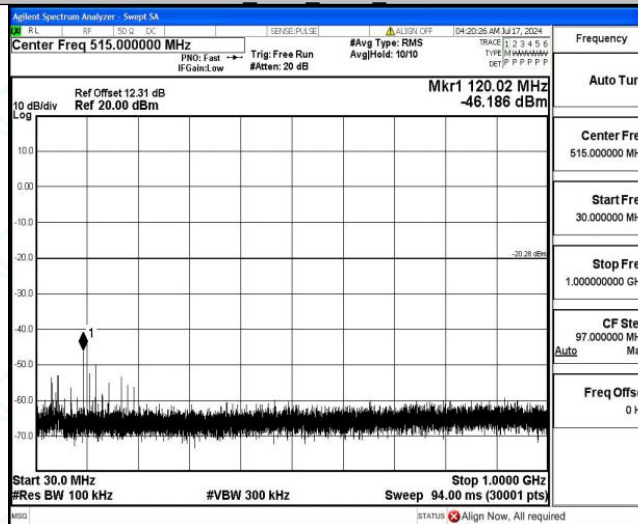




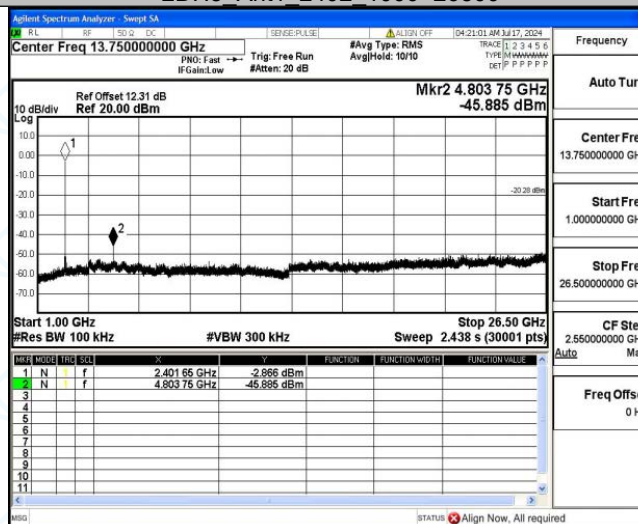
2DH5 Ant1 2402 0~Reference



2DH5 Ant1 2402 30~1000

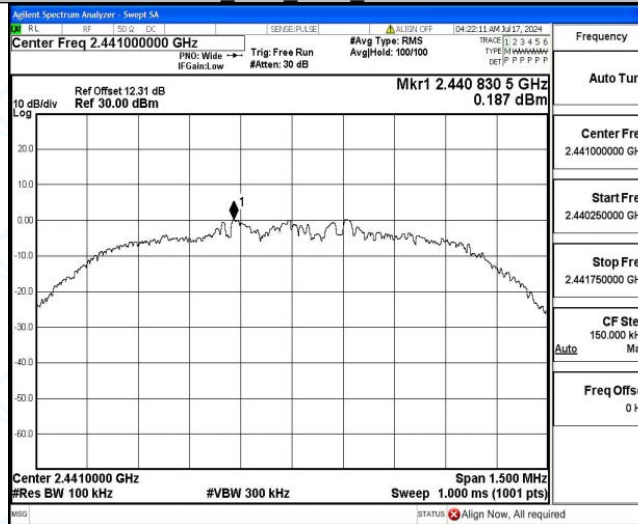


2DH5 Ant1 2402 1000~26500

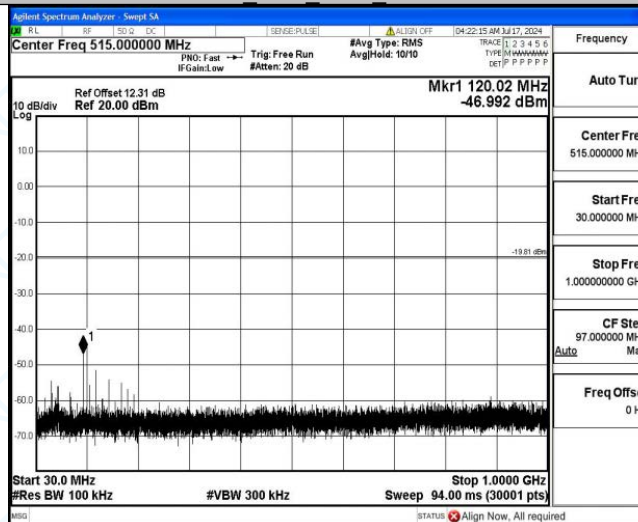




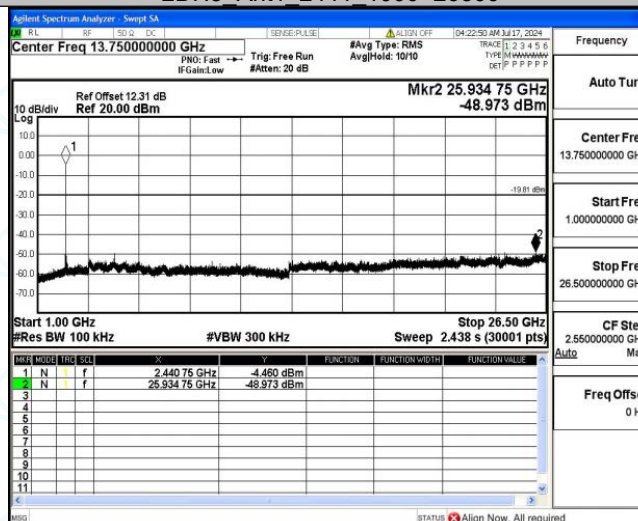
2DH5 Ant1 2441 0~Reference



2DH5 Ant1 2441 30~1000

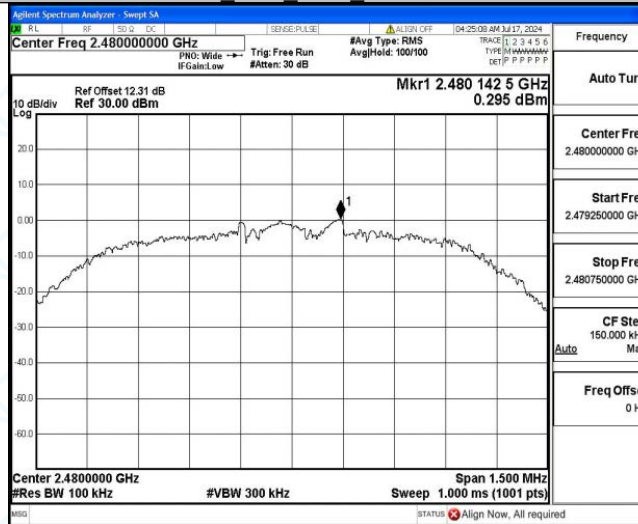


2DH5 Ant1 2441 1000~26500

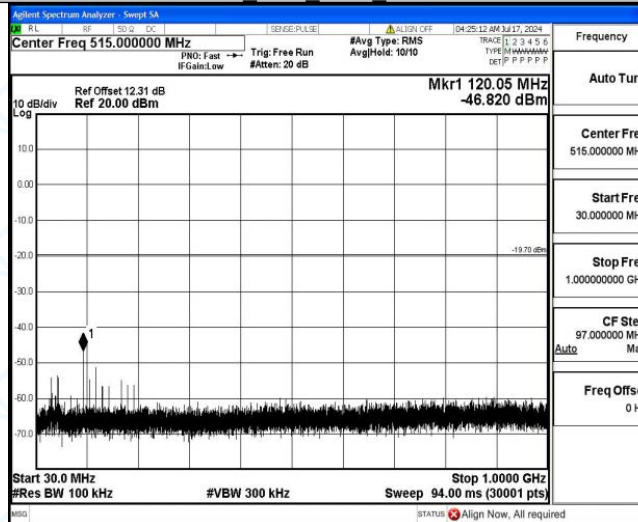




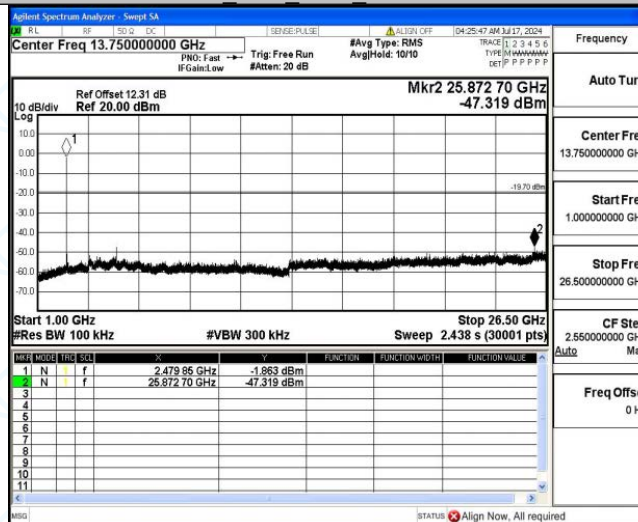
2DH5 Ant1 2480 0~Reference



2DH5 Ant1 2480 30~1000

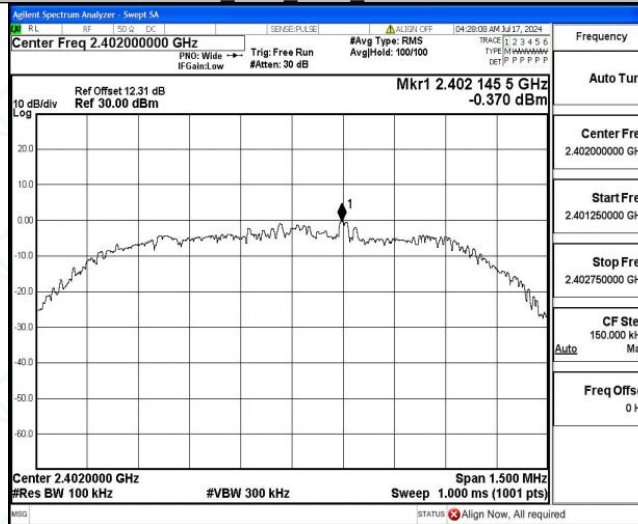


2DH5 Ant1 2480 1000~26500

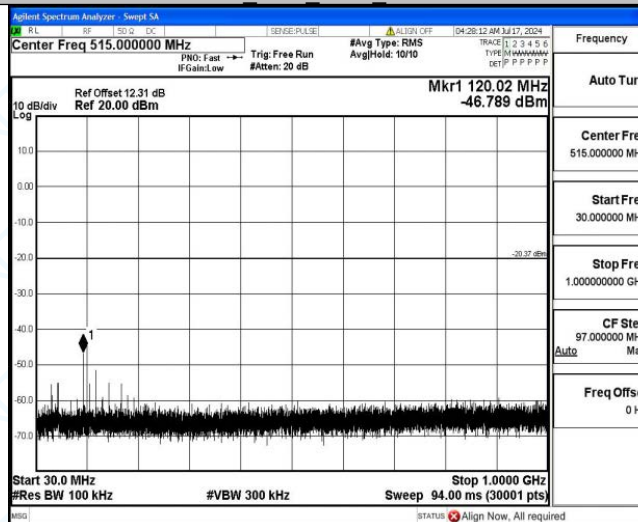




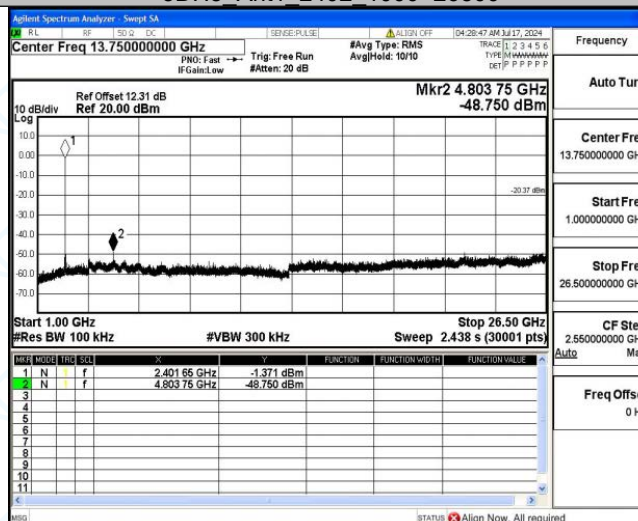
3DH5 Ant1 2402 0~Reference



3DH5 Ant1 2402 30~1000

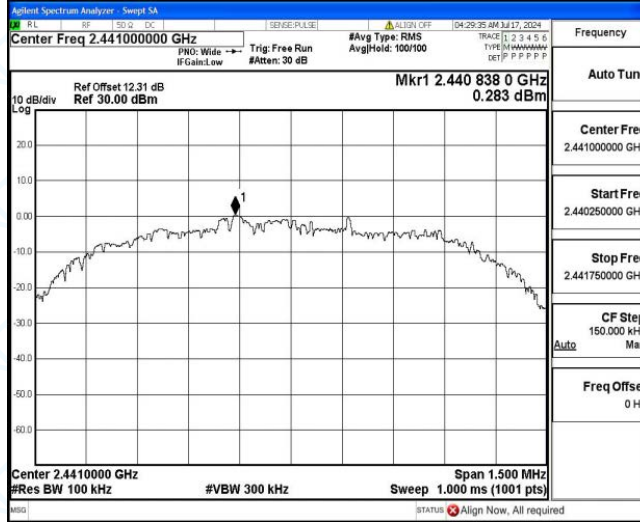


3DH5 Ant1 2402 1000~26500

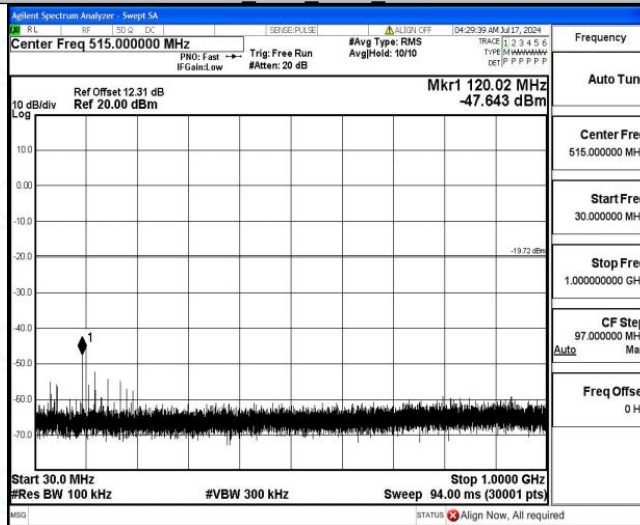




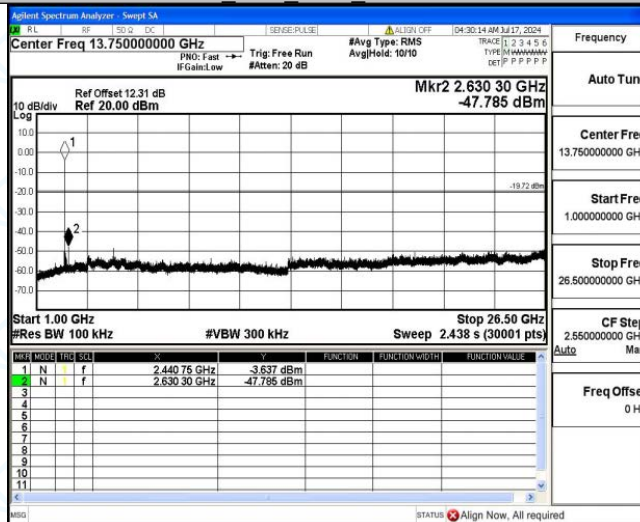
3DH5 Ant1 2441 0~Reference



3DH5 Ant1 2441 30~1000

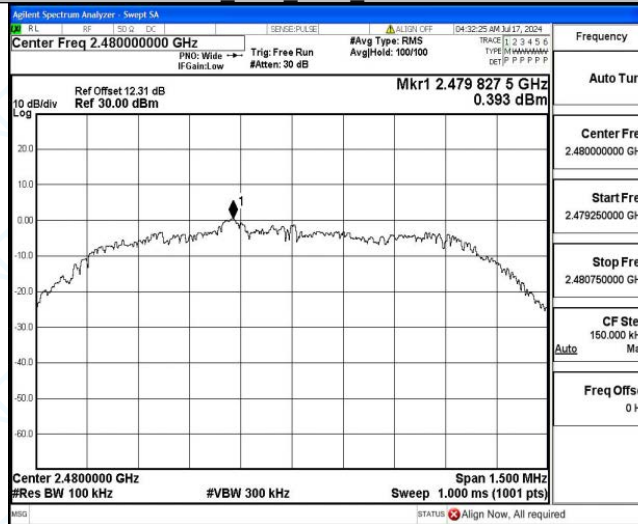


3DH5 Ant1 2441 1000~26500

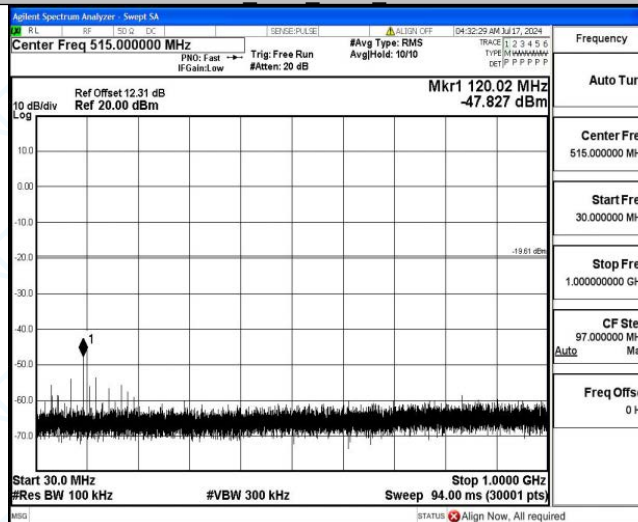




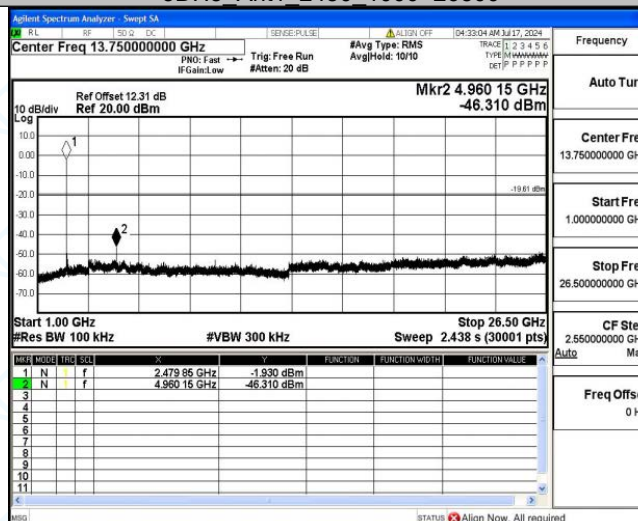
3DH5 Ant1 2480 0~Reference



3DH5 Ant1 2480 30~1000



3DH5 Ant1 2480 1000~26500



The End Report

Dongguan DN Testing Co., Ltd.

Add: No. 1, West Fourth Street, Xingfa South Road, Wusha Community, Chang 'an Town, Dongguan City, Guangdong P.R.China

Web: www.dn-testing.com

Tel:+86-769-88087383

E-mail: service@dn-testing.com