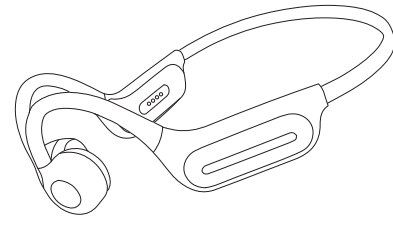


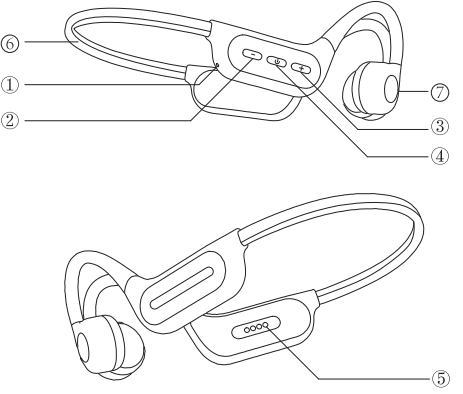
成品尺寸：70x100mm 80g书纸 单色印刷 风琴折

TRUE WIRELESS STEREO
sanag B91S Pro/Max 蓝牙耳机



使用指南
User Guide

● 功能部件概述




1. 状态指示灯 2. 音量减/上一曲键 3. 音量加/下一曲键 4. MFB键/开关机键
5. 充电处 6. 夜光灯 7. 麦克风

● 按键操作

- 开机：在耳机关机状态下，MFB键长按3秒，直接进入配对搜索模式冰蓝灯常亮1秒，指示灯白/冰蓝灯交替闪烁。
- 关机：耳机开机状态下，MFB键长按3秒，指示灯白灯常亮。
- 开机状态：切换TF卡模式：双击MFB键。
- 灯象固态模式：三击MFB键，指示灯冰蓝灯常亮。
- 灯象闪烁模式：三击MFB键，指示灯每1秒闪烁一次。
- 灯象关闭模式：三击MFB键。
- 低电量提醒：开机状态下，电池达到低电量电压指示灯白灯闪烁一次。
- 耳机充电指示：5V磁吸充电，耳机关机指示灯白灯常亮，充满后冰蓝灯长亮。
- 恢复出厂设置：在开机状态下，五击MFB键恢复出厂设置。
- 超距关机（未配对）：开机状态下，如果5分钟内未与蓝牙设备配对，耳机将关机。
- 与设备连接：设备打开蓝牙，点击配对名连接，连接成功，指示灯冰蓝灯10秒闪一次。
- 与设备断开：设备与耳机断开，自动进入配对模式，指示灯白/冰蓝灯交替闪烁。
- 超距回连：连接后超出工作范围，5分钟内可回连，未回连，耳机自动关机。
- 接听电话：来电，短按MFB键接听电话。
- 拒接电话：长按MFB键。
- 挂断电话：在通话中，短按MFB键挂断电话。
- 通话中：长按音量加键1秒，静音模式，铃声提示音。
- 播放状态：短按MFB键，指示灯冰蓝灯5秒闪1次。
- 暂停状态：短按MFB键，指示灯冰蓝灯10秒闪一次。
- 上一曲：长按音量减键。
- 下一曲：长按音量加键。
- 音量加：短按音量加键。
- 音量减：短按音量减键。
- 语音助手（如SIRI）：MFB键长按2秒，唤醒语音助手功能。
- 电量显示：连接设备上需显示耳机当前电量。

● 蓝牙配对



搜索耳机 连接成功

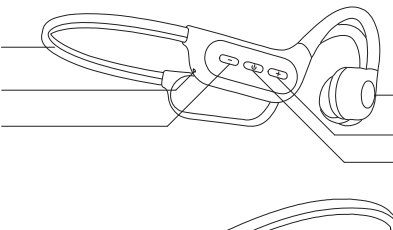
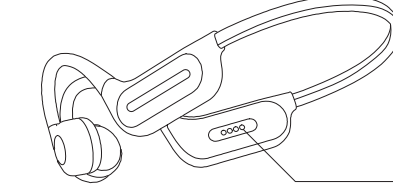
● 基本参数

- 名称：运动蓝牙耳机
- 型号：sanag B91S Pro/Max
- 蓝牙版本：V5.3
- 传输距离：≥10米
- 充电输入：DC=5V
- 耳机电池容量：170mAh
- 充电时间：约1.5小时

● 注意事项

- 切勿使用具有腐蚀性的清洁剂清理本产品。
- 切勿让本产品加热或靠近热源，如煮食炉。
- 切勿让本产品长时间受阳光直射照射。
- 切勿将本产品弃置于火中，避免发生爆炸。
- 切勿尝试拆开本产品作出任何修改，因为它并不包含任何维修组件。
- 切勿在雨中本产品。
- 如果长期内不打算使用本产品，请您将它储存在干燥的环境中，并每月至少为耳机充电一次以延长寿命，避免极端的温度和灰尘。

● Functional component overview

1. Indicator 2. Volume Up/Up key 3. Volume Down/Down Key 4. MFB/On/Off key
5. Charging place 6. Night lights 7. microphone

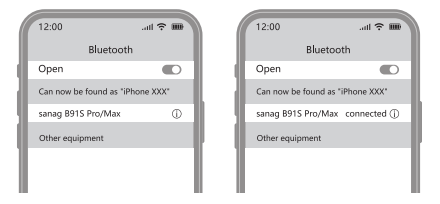
● Key operation

- Power on: When the headset is off, long press the MFB button for 3 seconds to enter the pairing search mode directly. The ice blue light will be on for 1 second, and the indicator light will alternately flash white/ice blue.
- Off: Long press the MFB button for 3 seconds when the earphone is on.
- Boot state: Switch TF card mode: double click MFB key.
- Light bar solid mode: press MFB button three times, the indicator light is on in ice blue.
- Light bar flashing mode: three clicks MFB key, indicator light flashing once every 1 second.
- Light Bar Off mode: hit MFB three times.
- Low power reminder: when the battery reaches the low power voltage indicator light, the white light flashes once every 5 seconds.
- Earphone charging instructions: 5V magnetic suction charging, earphone-shutdown indicator light white light on.
- Restore factory Settings: in the startup state, five clicks MFB key to restore factory Settings, indicator white/ice blue light cross-flashing.
- Timeout shutdown (unpaired): If the headset is not paired with the Bluetooth device within 5 minutes, the headset will shut down.
- Connect with the device: turn on the Bluetooth of the device, click the pairing name to connect, the connection is successful, the indicator light will flash once every 10 seconds.
- Disconnect from the device: The device is disconnected from the earphone, and automatically enters the pairing mode. The indicator light flashes white/ice blue alternately.

● Distance back connection: beyond the working range after connection, within 5 minutes can be back connected. If not connected, the earphone automatically shuts down.

- Answer a call: When an incoming call comes, short press the MFB key to answer the call.
- Reject calls: Long press the MFB button.
- Hang up: During a call, short press the MFB button to hang up.
- Long press the Volume Plus button for 1 second to enter silent mode with an announcement tone.
- Playing state: Press the MFB button, and the ice blue light will flash once every 5 seconds.
- Pause state: press the MFB button and the ice blue light will flash once every 10 seconds.
- Last song: Long press the volume reduction key.
- Next: Long press the volume plus button.
- Volume add: short press volume add key.
- Volume reduction: short press volume reduction key.
- Voice Assistant (such as SIRI): Long press the MFB key for 2 seconds to wake up the voice assistant function.
- Power display: the current power of the headset should be displayed on the connected device.

● Bluetooth pairing



Search headset Successful connection

● Basic parameter

- Name: Sports Bluetooth headset
- Model: sanag B91S Pro/Max
- Bluetooth version: V5.3
- Transmission distance: ≥10 meters
- Charge input: DC=5V
- Headphone battery capacity: 170mAh
- Charging time: about 1.5 hours

● Matters needing attention

- Do not use abrasive cleaners to clean this product.
- Do not allow this product to be heated or close to a fire source, such as a cooking stove.
- Do not expose the product to direct sunlight for a long time.
- Do not discard this product in fire to avoid explosion.
- Do not attempt to disassemble this product to make any modifications, as it does not contain any maintenance components.
- Do not use this product in rain.
- If you do not plan to use this product for a long time, please store it in a dry environment and charge the headset at least once a month to extend its life and avoid extreme temperatures and dust.

FCC Statement

This equipment has been tested and found to comply with the limits for a Class B digital device, pursuant to part 15 of the FCC Rules. These limits are designed to provide reasonable protection against harmful interference in a residential installation. This equipment generates, uses and can radiate radio frequency energy and, if not installed and used in accordance with the instructions, may cause harmful interference to radio communications. However, there is no guarantee that interference will not occur in a particular installation. If this equipment does cause harmful interference to radio or television reception, which can be determined by turning the equipment off and on, the user is encouraged to try to correct the interference by one or more of the following measures:

- Reorient or relocate the receiving antenna.
- Increase the separation between the equipment and receiver.
- Connect the equipment into an outlet on a circuit different from that to which the receiver is connected.
- Consult the dealer or an experienced radio/TV technician for help.

Caution: Any changes or modifications to this device not explicitly approved by manufacturer could void your authority to operate this equipment.

This device complies with part 15 of the FCC Rules. Operation is subject to the following two conditions: (1) This device may not cause harmful interference, and (2) this device must accept any interference received, including interference that may cause undesired operation.

RF Exposure Information

The device has been evaluated to meet general RF exposure requirement. The device can be used in portable exposure condition without restriction.