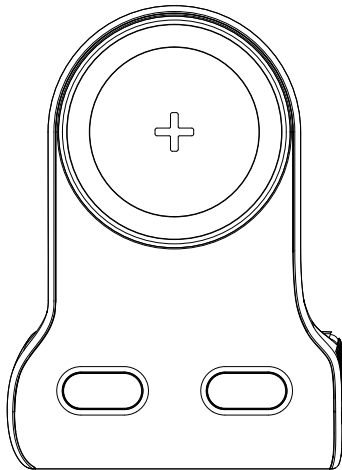


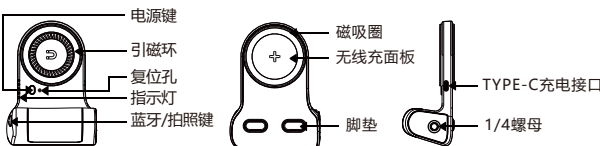
SEAJIC®

磁吸无线充拍摄手柄
Oth-AB305S

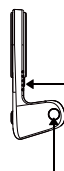
网址：www.osmdigi.com
执行标准：Q/OSL 001-2019
中国制造



产品介绍



电源键：单击唤醒，双击关闭。



白色电量指示4个：工作时白灯长亮，低电量时闪烁。
蓝色无线充指示灯1个：工作时蓝灯长亮，待机时闪烁。

1. 蓝牙配对：
长按2秒开机，当绿灯闪烁后，手机上打开蓝牙，搜索出现“KraftGeek”蓝牙名点击就连接；连接成功后，绿灯长亮。
2. 短按“蓝牙/拍照键”即可拍照/拍视频（部分手机不能拍视频）。
3. 未连接/连接后按键无动作10分钟后进入休眠，休眠30分钟后自动关机。

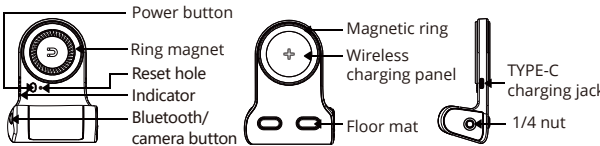
※ 注：当蓝牙出现无功能时，拿卡针或其它硬物“戳”一下，即可重新开启蓝牙使用。
关机静态存储时间：建议每6个月内充一次电。

规格参数

磁吸无线充参数：

产品尺寸：120x87x50mm
产品重量：216g
蓝牙距离：10m
输入/输出电压：5V/2A
输入/输出接口：Type-C
无线充效率：75%（max）
无线充功率：5W
电池容量/电压：4000mAh/3.7V（18650/2000mAh*2）
产品材质：ABS(防火级) PC(防火级) 铝合金

Product Introduction



Power button: press once to power on and press twice to power off.



4 white power indicators: always on during working and flicker in low battery.
1 blue wireless charging indicator: always on during working and flicker in standby mode.

1. Bluetooth pairing:
Press and hold it for 2 seconds to power on. When the green indicator flickers, enable Bluetooth on your mobile phone to search for "SEAJIC", then click on it to connect; the green indicator will be always on after successful connection.
2. To take photos/videos, just short press "Bluetooth/Camera" (some phones may not support taking videos).
3. It will enter sleep mode in case of no connection or no key operation in 10 minutes after connection, and will be shut down automatically in 30 minutes in sleep mode.

※ Note: when the Bluetooth doesn't work, please enable it again by poking with your SIM card pin or another hard object. Static storage duration in shutdown mode: charging it every 6 months is recommended.

Specifications

Parameters of the Magnetic Wireless Charger:

Boundary dimension: 120x87x50mm
Weight: 216g
Bluetooth transmission distance: 10m
Input/output voltage: 5V/2A
Input/output interface: Type-C
Wireless charging efficiency: 75% (max)
Wireless charging power: 5W
Battery capacity/voltage: 4,000mAh/3.7V (18,650/2,000mAh*2)
Material: ABS (fireproofing) PC (fireproofing) Aluminum alloy

FCC Caution

This device complies with part 15 of the FCC Rules. Operation is subject to the following two conditions: (1) This device may not cause harmful interference, and (2) this device must accept any interference received, including interference that may cause undesired operation.

Any Changes or modifications not expressly approved by the party responsible for compliance could void the user's authority to operate the equipment.

Note: This equipment has been tested and found to comply with the limits for a Class B digital device, pursuant to part 15 of the FCC Rules. These limits are designed to provide reasonable protection against harmful interference in a residential installation. This equipment generates uses and can radiate radio frequency energy and, if not installed and used in accordance with the instructions, may cause harmful interference to radio communications. However, there is no guarantee that interference will not occur in a particular installation. If this equipment does cause harmful interference to radio or television reception, which can be determined by turning the equipment off and on, the user is encouraged to try to correct the interference by one or more of the following measures:

- Reorient or relocate the receiving antenna.
- Increase the separation between the equipment and receiver.
- Connect the equipment into an outlet on a circuit different from that to which the receiver is connected.
- Consult the dealer or an experienced radio/TV technician for help.

The device has been evaluated to meet general RF exposure requirement. The device can be used in portable exposure condition without restriction.

AB202MAX磁吸支架

成品尺寸：165x90mm

100g书写纸 单黑印