



RF TEST REPORT

Report No.: 20240117G01519X-W12

Product Name: VERTU IRONFLIP 5G digital mobile phone

Model No.: VTL-202302

FCC ID: 2A6IQ-VTL202302

IC: 28629-VTL202302

Applicant: VERTU INTERNATIONAL CORPORATION LIMITED

Address: Chase Business Centre 39-41 Chase Side London England N14 5BP

Dates of Testing: 01/22/2024 - 04/17/2024

Issued by: CCIC Southern Testing Co., Ltd.

Lab Location: Electronic Testing Building, No. 43 Shahe Road, Xili Street, Nanshan District, Shenzhen, Guangdong, China.

Tel: 86 755 26627338 **Fax:** 86 755 26627238

This test report consists of 139 pages in total. It may be duplicated completely for legal use with the approval of the applicant. It should not be reproduced except in full, without the written approval of our laboratory. The client should not use it to claim product endorsement by CCIC-SET. The test results in the report only apply to the tested sample. The test report shall be invalid without all the signatures of testing engineers, reviewer and approver. Any objections must be raised to CCIC-SET within 15 days since the date when the report is received. It will not be taken into consideration beyond this limit.



Test Report

Product: VERTU IRONFLIP 5G digital mobile phone

Brand Name.....: VERTU

Trade Name: VERTU

Applicant.....: VERTU INTERNATIONAL CORPORATION LIMITED

Applicant Address: Chase Business Centre 39-41 Chase Side London
England N14 5BP

Manufacturer: Chengdu VERTU Business And Service Management
Co., Ltd

Manufacturer Address: Room 2308, 23rd Floor, Building 2, No. 1199, North
Tianfu Avenue, High-tech Zone, Chengdu, China
(Sichuan) Pilot Free Trade Zone

Test Standards: 47 CFR Part 2/22/24/27
RSS-Gen, Issue 5: Feb 2021
RSS-130, issue 2: Feb 2019
RSS-132, Issue 4: Jan 2023
RSS-133, Issue 6: Jan 2018
RSS-139-Issue 4: Sep 2022
RSS-199, issue 4: July 2023

Test Result.....: Pass

Tested by: Chuiwang Zhang 2024.04.17
Chuiwang Zhang, Test Engineer

Reviewed by: Chris You 2024.04.17
Chris You, Senior Engineer

Approved by: Yang Fan 2024.04.17
Yang Fan, Manager



Table of Contents

1. GENERAL INFORMATION.....	5
1.1. EUT Description.....	5
1.2. EUT Antenna Information	6
1.3. Maximum ERP/EIRP, Frequency Tolerance and Emission Designator	7
1.4. Test Standards and Results.....	10
1.5. Test Configuration of Equipment Under Test	12
1.6. Measurement Results Explanation Example	13
1.7. Laboratory Facilities.....	14
1.8. Test Environment Conditions.....	14
2. 47 CFR PART 2 AND RSS-GEN REQUIREMENTS.....	15
2.1. Conducted Output Power and ERP/EIRP.....	15
2.2. Peak-to-average power ratio (PAPR)	17
2.3. 99% Occupied Bandwidth and 26dB Emission Bandwidth	19
2.4. Conducted Band Edge	21
2.5. Conducted Spurious Emission	24
2.6. Radiated Spurious Emission	26
2.7. Frequency Stability.....	33
3. LIST OF MEASURING EQUIPMENT	35
4. UNCERTAINTY OF EVALUATION	36
APPENDIX A	37
Conducted Output Power and ERP/EIRP.....	37
99% Occupied Bandwidth and 26dB Emission Bandwidth	88
Frequency Stability	104
Conducted Band Edge.....	107
Conducted Spurious Emissions	135



Change History		
Issue	Date	Reason for change
1.0	2024.04.17	First edition



1. GENERAL INFORMATION

1.1. EUT Description

Product Name	VERTU IRONFLIP 5G digital mobile phone	
Model No.	VTL-202302	
Hardware Version	P10	
Software Version	13.0.0_6.01.01.01	
EUT supports Radios application	LTE Band 2/4/5/7/12/17/38/41 LTE Band 7C	
Frequency Range(Tx)	LTE Band 2: 1850MHz~1910MHz LTE Band 4: 1710MHz~1755MHz LTE Band 5: 824MHz~849MHz LTE Band 7: 2500MHz~2570MHz LTE Band 12: 699MHz~716MHz	LTE Band 17: 704MHz~716MHz LTE Band 38: 2570MHz~2620MHz LTE Band 41: 2496MHz~2690MHz LTE Band 7C: 2500MHz~2570MHz
Channel Bandwidth	LTE Band 2/4: 1.4MHz/3MHz/5MHz/10MHz/15MHz/20MHz LTE Band 5/12: 1.4MHz/3MHz/5MHz/10MHz LTE Band 7/41: 5MHz/10MHz/15MHz/20MHz LTE Band 17: 5MHz/10MHz LTE Band 7C: 10MHz+20MHz, 15MHz+10MHz, 15MHz+15MHz, 15MHz+20MHz, 20MHz+10MHz, 20MHz+15MHz, 20MHz+20MHz	
Modulation Type	QPSK/16QAM/64QAM(downlink only)	
Maximum ERP/EIRP	LTE Band 2: 22.12dBm LTE Band 4: 21.25dBm LTE Band 5: 17.55dBm LTE Band 7: 20.20dBm	LTE Band 12: 18.74dBm LTE Band 17: 16.96dBm LTE Band 41: 24.65dBm LTE Band 7C: 19.98dBm
Antenna Type	Internal Antenna	
Power supply	Upper:	Rechargeable Li-ion Polymer Battery DC3.91V/3210mAh
	Bottom:	Rechargeable Li-ion Polymer Battery DC3.91V/970mAh



1.2. EUT Antenna Information

The antenna gains and types provided by the manufacturer are as follows:

LTE Bands	Frequency Range (MHz)	Antenna Gain (dBi)					
		Ant 1	Ant 2	Ant 3	Ant 4	Ant 6	Ant 8
Band 2	1850~1910	/	-3.7	/	/	0.5	/
Band 4	1710~1755	/	-4.5	/	/	-0.2	/
Band 5	824~849	-5.5	/	-6.5	/	/	/
Band 7/7C	2500~2570	/	-5.5	/	/	-1.0	/
Band 12	699~716	-6.0	/	-4.3	/	/	/
Band 17	704~716	-6.0	/	-4.3	/	/	/
Band 41	2496~2690	/	-5.5	/	-1.4	-1.0	-2.9

Note 1: The information of antenna gain and cable loss is provided by the manufacturer and our lab is not responsible for the accuracy of the antenna gain and cable loss information.

Note 2: EUT supports DPDT(Double Pole Double Throw) transfer switch, LTE Band 5/12/17(TX) can switch between Ant1 and Ant3, LTE Band 2/4/7/7C(TX) can switch between Ant2 and Ant6, LTE Band 41(TX) can switch between Ant2, Ant4, Ant6 and Ant8.

Note 3: The Antenna can Switched automatic base on the signal strength, but the antennas cannot TX at the same time, only one TX.

1.3. Maximum ERP/EIRP, Frequency Tolerance and Emission Designator

Band	Type of Modulation	BW (MHz)	Emission Designator	Frequency Tolerance (ppm)	Maximum EIRP(W)
LTE Band 2	QPSK	1.4	1M09G7D	—	0.160
LTE Band 2	16QAM	1.4	1M09W7D	—	0.132
LTE Band 2	QPSK	3	2M69G7D	—	0.156
LTE Band 2	16QAM	3	2M68W7D	—	0.130
LTE Band 2	QPSK	5	4M50G7D	—	0.163
LTE Band 2	16QAM	5	4M52W7D	—	0.132
LTE Band 2	QPSK	10	8M94G7D	0.004	0.158
LTE Band 2	16QAM	10	8M94W7D	—	0.130
LTE Band 2	QPSK	15	13M5G7D	—	0.153
LTE Band 2	16QAM	15	13M5W7D	—	0.125
LTE Band 2	QPSK	20	17M9G7D	—	0.155
LTE Band 2	16QAM	20	17M9W7D	—	0.129
LTE Band 4	QPSK	1.4	1M09G7D	—	0.132
LTE Band 4	16QAM	1.4	1M09W7D	—	0.112
LTE Band 4	QPSK	3	2M69G7D	—	0.133
LTE Band 4	16QAM	3	2M69W7D	—	0.107
LTE Band 4	QPSK	5	4M50G7D	—	0.133
LTE Band 4	16QAM	5	4M50W7D	—	0.114
LTE Band 4	QPSK	10	8M94G7D	0.004	0.132
LTE Band 4	16QAM	10	8M94W7D	—	0.111
LTE Band 4	QPSK	15	13M5G7D	—	0.128
LTE Band 4	16QAM	15	13M5W7D	—	0.110
LTE Band 4	QPSK	20	17M9G7D	—	0.132
LTE Band 4	16QAM	20	17M9W7D	—	0.109
LTE Band 7	QPSK	5	4M50G7D	—	0.104
LTE Band 7	16QAM	5	4M50W7D	—	0.083
LTE Band 7	QPSK	10	8M94G7D	0.003	0.105
LTE Band 7	16QAM	10	8M95W7D	—	0.087
LTE Band 7	QPSK	15	13M5G7D	—	0.100



LTE Band 7	16QAM	15	13M5W7D	—	0.085
LTE Band 7	QPSK	20	17M9G7D	—	0.104
LTE Band 7	16QAM	20	17M9W7D	—	0.088
LTE Band 41	QPSK	5	4M50G7D	—	0.289
LTE Band 41	16QAM	5	4M50W7D	—	0.242
LTE Band 41	QPSK	10	8M93G7D	0.003	0.292
LTE Band 41	16QAM	10	8M93W7D	—	0.238
LTE Band 41	QPSK	15	13M5G7D	—	0.270
LTE Band 41	16QAM	15	13M5W7D	—	0.235
LTE Band 41	QPSK	20	17M9G7D	—	0.282
LTE Band 41	16QAM	20	17M9W7D	—	0.230
LTE Band 7C	QPSK	10+20	27M5G7D	—	0.248
LTE Band 7C	16QAM	10+20	27M4W7D	—	0.090
LTE Band 7C	QPSK	15+10	23M5G7D	—	0.078
LTE Band 7C	16QAM	15+10	23M5W7D	—	0.092
LTE Band 7C	QPSK	15+15	28M6G7D	—	0.079
LTE Band 7C	16QAM	15+15	28M6W7D	—	0.093
LTE Band 7C	QPSK	15+20	32M3G7D	—	0.080
LTE Band 7C	16QAM	15+20	32M2W7D	—	0.093
LTE Band 7C	QPSK	20+10	27M9G7D	—	0.080
LTE Band 7C	16QAM	20+10	27M9W7D	—	0.092
LTE Band 7C	QPSK	20+15	32M6G7D	—	0.079
LTE Band 7C	16QAM	20+15	32M7W7D	—	0.094
LTE Band 7C	QPSK	20+20	37M0G7D	0.003	0.100
LTE Band 7C	16QAM	20+20	36M9W7D	—	0.085



Band	Type of Modulation	BW (MHz)	Emission Designator	Frequency Tolerance (ppm)	Maximum ERP(W)
LTE Band 5	QPSK	1.4	1M09G7D	—	0.056
LTE Band 5	16QAM	1.4	1M09W7D	—	0.047
LTE Band 5	QPSK	3	2M68G7D	—	0.056
LTE Band 5	16QAM	3	2M68W7D	—	0.046
LTE Band 5	QPSK	5	4M50G7D	—	0.057
LTE Band 5	16QAM	5	4M51W7D	—	0.046
LTE Band 5	QPSK	10	8M93G7D	0.004	0.055
LTE Band 5	16QAM	10	8M93W7D	—	0.047
LTE Band 12	QPSK	1.4	1M09G7D	—	0.075
LTE Band 12	16QAM	1.4	1M09W7D	—	0.058
LTE Band 12	QPSK	3	2M69G7D	—	0.073
LTE Band 12	16QAM	3	2M69W7D	—	0.059
LTE Band 12	QPSK	5	4M50G7D	—	0.072
LTE Band 12	16QAM	5	4M5.W7D	—	0.060
LTE Band 12	QPSK	10	8M93G7D	0.006	0.075
LTE Band 12	16QAM	10	8M94W7D	—	0.062
LTE Band 17	QPSK	5	4M50G7D	—	0.050
LTE Band 17	16QAM	5	4M50W7D	—	0.040
LTE Band 17	QPSK	10	8M94G7D	0.005	0.049
LTE Band 17	16QAM	10	8M94W7D	—	0.041



1.4. Test Standards and Results

The purpose of the report is to conduct testing according to the following FCC/IC certification standards:

No.	Identity	Document Title
1	47 CFR Part 2	Frequency Allocations and Radio Treaty Matters; General Rules and Regulations
2	47 CFR Part 22	Public Mobile Services
3	47 CFR Part 24	Personal Communications Services
4	47 CFR Part 27	Miscellaneous Wireless Communications Services
5	RSS-Gen-Issue 5: Feb 2021	General Requirements for Compliance of Radio Apparatus
6	RSS-130-Issue 2: Feb 2019	Equipment Operating in the Frequency Bands 617-652 MHz, 663-698 MHz, 698-756 MHz and 777-787 MHz
7	RSS-132-Issue 4: Jan 2023	Cellular Telephone Systems Operating in the Bands 824-849 MHz and 869-894 MHz
8	RSS-133, Issue 6: Jan 2018	2 GHz Personal Communications Services
9	RSS-139-Issue 4: Sep 2022	Advanced Wireless Services (AWS) Equipment Operating in the Bands 1710-1780 MHz and 2110-2180 MHz
10	RSS-199-Issue 4: July 2023	Broadband Radio Service (BRS) Equipment Operating in the Band 2500 - 2690 MHz
11	KDB 971168 D01 Power Meas License Digital Systems v03r01	Measurement Guidance For Certification of Licensed Digital Transmitters
12	KDB 412172 D01 Determining ERP and EIRP v01r01	Guidelines for Determining the Effective Radiated Power (ERP) and Equivalent Isotropic Radiated Power (EIRP) of an RF Transmitting Systems
13	ANSI/TIA-603-E-2016	Land Mobile FM or PM Communications Equipment Measurement and Performance Standards
14	ANSI C63.26-2015	American National Standard for Compliance Testing of Transmitters Used in Licensed Radio Services

Test detailed items/section required by FCC/IC rules and results are as below:

No.	FCC Rule	IC Rule	Description	Limit	Result
1	2.1046	RSS-GEN,6.12	Conducted Output Power	Reporting Only	PASS
2	22.913(d) 24.232 (d) 27.50 (d)(5)	RSS-130, 4.6 RSS-132, 5.4 RSS-133, 6.4 RSS-139, 6.5 RSS-199, 4.4	Peak to Average Radio	< 13dB	PASS
3	24.232 (c)	RSS-133, 6.4	Equivalent Isotropic Radiated Power (Band 2)	EIRP < 2W	PASS
	22.913 (a)(5)	RSS-132, 5.4	Effective Radiated Power (FCC Band 5)	ERP < 7W	PASS



	27.50 (c)(10)	RSS-130,4.6.3	Effective Radiated Power (Band 12/17)	ERP < 3W	PASS
	27.50 (d)(4)	RSS-139,6.5	Equivalent Isotropic Radiated Power (Band 4)	EIRP < 1W	PASS
	27.50 (h)(2)	RSS-199,4.4	Equivalent Isotropic Radiated Power (Band 7/7C/41)	EIRP < 2W	PASS
4	2.1049	RSS-GEN,6.7	Occupied Bandwidth	Reporting Only	PASS
5	2.1051 22.917 (a) 24.238 (a)	RSS-GEN, 6.13 RSS-130,4.7 RSS-132,5.5	Conducted Spurious Emission and Conducted Band Edge (Band 2/4/5/12/17)	< 43+10log ₁₀ (P[watt])	PASS
	27.53 (c) 27.53 (g) 27.53 (h) 27.53 (m)(4)	RSS-133,6.5 RSS-139,5.6 RSS-199,4.5	Conducted Spurious Emission and Conducted Band Edge (Band 7/7C/38/41)	Refer to 27.53(m)(4)	PASS
6	2.1053 22.917 (a) 24.238 (a)	RSS-GEN, 6.13 RSS-130,4.7 RSS-132,5.5	Radiated Spurious Emission (Band Band 2/4/5/12/17)	< 43+10log ₁₀ (P[Watts])	PASS
	27.53 (c) 27.53 (g) 27.53 (h) 27.53 (m)(4)	RSS-133,6.5 RSS-139,5.6 RSS-199,4.5	Radiated Spurious Emission (Band 7/7C/41)	< 55+10log ₁₀ (P[watt])	PASS
7	2.1055 22.335	RSS-GEN,6.11 RSS-132,5.3	Frequency Stability (FCC Band 5)	< ±2.5ppm	PASS
	24.235 27.54 90.213(a)	RSS-133,6.3 RSS-130,4.5 RSS-139,5.4 RSS-199, 4.3	Frequency Stability (FCC Band 2/4/7/7C/12/17/41) (IC Band 4/5/7/7C/12/17/41)	Within the Authorized Band	PASS

Remark:

1. All test items were verified and recorded according to the standards and without any deviation during the test.
2. This EUT has also been tested and complied with the requirements of FCC Part 15, Subpart B and ICES-003 Issue 7 October 2020, recorded in a separate test report.



1.5. Test Configuration of Equipment Under Test

Antenna port conducted and radiated test items listed below are performed according to KDB 971168 D01 Power Meas License Digital Systems v03r01 with maximum output power.

Radiated measurements are performed by rotating the EUT in three(X: flat, Y: portrait, Z: landscape) different orthogonal test planes to find the maximum emission.

LTE Bands	Conducted Measurement	Radiated Measurement
LTE Band 2	Ant2	Ant 6
LTE Band 2	Ant2	Ant2
LTE Band 5	Ant1	Ant1
LTE Band 7	Ant2	Ant6
LTE Band 12	Ant1	Ant3
LTE Band 17	Ant1	Ant1
LTE Band 41	Ant4	Ant 4
LTE Band 7C	Ant2	Ant6

Note: Conducted output power is measured on all antenna ports, other conducted items are measured on the maximum output power port.

Test Items	Band	Bandwidth(MHz)						Modulation		RB Configuration			Test Channel		
		1.4	3	5	10	15	20	QPSK	16QAM	1	Half	Full	L	M	H
Conducted Output Power and ERP/EIRP	2/4	✓	✓	✓	✓	✓	✓	✓	✓	✓	✓	✓	✓	✓	✓
	5/12	✓	✓	✓	✓			✓	✓	✓	✓	✓	✓	✓	✓
	7/41			✓	✓	✓	✓	✓	✓	✓	✓	✓	✓	✓	✓
	17			✓	✓			✓	✓	✓	✓	✓	✓	✓	✓
Peak-to-Average Ratio	2/4						✓		✓	✓		✓	✓	✓	✓
	5/12				✓				✓	✓		✓	✓	✓	✓
	7/41						✓		✓	✓		✓	✓	✓	✓
	17				✓				✓	✓		✓	✓	✓	✓
99% OBW and 26dB EBW	2/4	✓	✓	✓	✓	✓	✓	✓	✓			✓		✓	
	5/12	✓	✓	✓	✓			✓	✓			✓		✓	
	7/41			✓	✓	✓	✓	✓	✓			✓		✓	
	17			✓	✓			✓	✓			✓		✓	
Conducted Band Edge	2/4	✓					✓	✓	✓	✓		✓	✓		✓
	5/12	✓			✓			✓	✓	✓		✓	✓		✓
	7/41			✓			✓	✓	✓	✓		✓	✓		✓
	17			✓	✓			✓	✓	✓		✓	✓		✓
Conducted Spurious Emission	2/4						✓	✓		✓			✓	✓	✓
	5/12				✓			✓		✓			✓	✓	✓
	7/41						✓	✓		✓			✓	✓	✓
	17				✓			✓		✓			✓	✓	✓



Frequency Stability	2/4				✓			✓				✓		✓
	5/12				✓			✓				✓		✓
	7/41				✓			✓				✓		✓
	17				✓			✓				✓		✓
Radiated Spurious Emission	2	Worst case												✓
	4	Worst case												✓
	5	Worst case												✓
	7	Worst case												✓
	12	Worst case												✓
	17	Worst case												✓
	41	Worst case												✓

Note 1: The mark “ ✓ ” means that this configuration is chosen for testing.

LTE Band 7C:

Test Items	Band	Bandwidth(MHz)	Modulation	RB Configuration	Test Channel
Conducted Output Power and ERP/EIRP	7C	10+20, 15+10, 15+15, 15+20, 20+10, 20+15, 20+20	QPSK, 16QAM	1RB, Half, Full	L, M, H
Peak-to-Average Ratio	7C	20+20	QPSK, 16QAM	Full	M
99% OBW and 26dB EBW	7C	10+20, 15+10, 15+15, 15+20, 20+10, 20+15, 20+20	QPSK, 16QAM	Full	M
Conducted Band Edge	7C	10+20, 15+10, 15+15, 15+20, 20+10, 20+15, 20+20	QPSK	1RB, Full	L, H
Conducted Spurious Emission	7C	20+20	QPSK	1RB	L, M, H
Frequency Stability	7C	20+20	QPSK	Full	M
Radiated Spurious Emission	7C	20+20	QPSK	1RB	M

1.6. Measurement Results Explanation Example

For all conduction test items:

The offset level is set in the spectrum analyzer to compensate the RF cable loss and attenuator factor between EUT conducted output port and spectrum analyzer. With the offset compensation, the spectrum analyzer reading level is exactly the EUT RF output level.

The spectrum analyzer offset is derived from RF cable loss and attenuator factor.

Offset = RF cable loss + attenuator factor..

Following shows an offset computation example with cable loss 5dB, 10dB attenuator.

Example: Offset (dB) = RF cable loss(dB) + attenuator factor(dB) = 5 + 10 = 15 (dB).



1.7. Laboratory Facilities

FCC-Registration No.: 406086

CCIC Southern Testing Co., Ltd EMC Laboratory has been registered and fully described in a report filed with the FCC (Federal Communications Commission). The acceptance letter from the FCC is maintained in our files. Designation Number: CN1283, valid time is until June 30, 2025.

ISED Registration: 11185A-1

CCIC Southern Testing Co., Ltd. EMC Laboratory has been registered by Certification and Engineering Bureau of Industry Canada for the performance of radiated measurements with Registration No. 11185A-1 on Aug. 04, 2016, valid time is until June 30, 2025.

A2LA Code: 5721.01

CCIC-SET is a third party testing organization accredited by A2LA according to ISO/IEC 17025.

1.8. Test Environment Conditions

During the measurement, the environmental conditions were within the listed ranges:

Temperature (°C):	15°C - 35°C
Relative Humidity (%):	30% -60%
Atmospheric Pressure (kPa):	86kPa-106kPa

2. 47 CFR Part 2 and RSS-Gen Requirements

2.1. Conducted Output Power and ERP/EIRP

2.1.1. Requirement

According to FCC section 2.1046(a), for transmitters other than single sideband, independent sideband and controlled carrier radiotelephone, power output shall be measured at the RF output terminals when the transmitter is adjusted in accordance with the tune-up procedure to give the values of current and voltage on the circuit elements specified in FCC section 2.1033(c)(8).

The EIRP of mobile transmitters must not exceed 2 Watts for LTE Band 2/7/7C/38/41.

The EIRP of mobile transmitters must not exceed 1 Watts for LTE Band 4.

The ERP of mobile transmitters must not exceed 7 Watts for LTE Band 5.

The ERP of mobile transmitters must not exceed 3 Watts for LTE Band 12/17.

According to KDB 412172 D01 Determining ERP and EIRP v01r01.

$EIRP = P_T + G_T - L_C$, $ERP = EIRP - 2.15$, where

P_T = transmitter output power in dBm;


G_T = gain of the transmitting antenna in dBi;

L_C = signal attenuation in the connecting cable between the transmitter and antenna in dB.

2.1.2. Measuring Instruments

The measuring equipment is listed in the section 3 of this test report.

2.1.3. Test Setup



2.1.4. Test Procedures

1. The transmitter output port was connected to the system simulator.
2. Set EUT at maximum power through system simulator.
3. Select lowest, middle, and highest channels for each band and different modulation.
4. Measure and record the power level from the system simulator.



2.1.5. Test Results of Conducted Output Power and ERP/EIRP

Please refer to Appendix A for detail.

2.2. Peak-to-average power ratio (PAPR)

2.2.1. Requirement

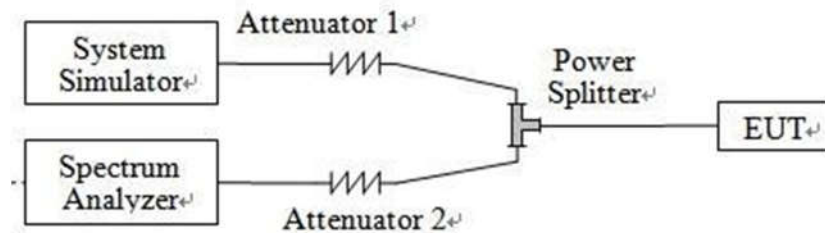
Power Complementary Cumulative Distribution Function (CCDF) curves provide a means for characterizing the power peaks of a digitally modulated signal on a statistical basis. A CCDF curve depicts the probability of the peak signal amplitude exceeding the average power level. Most contemporary measurement instrumentation include the capability to produce CCDF curves for an input signal provided that the instrument's resolution bandwidth can be set wide enough to accommodate the entire input signal bandwidth.

In measuring transmissions in this band using an average power technique, the Peak-to-average power ratio (PAPR) of the transmission may not exceed 13 dB.

2.2.2. Measuring Instruments

The measuring equipment is listed in the section 3 of this test report.

2.2.3. Test Description



2.2.4. Test Procedures

1. The testing follows the of KDB 971168 D01 v03r01 Section 5.7.2 and ANSI C63.26-2015 Section 5.2.3.4.
2. The EUT was connected to spectrum analyzer and system simulator via a power divider, Path loss compensation is then performed on the spectrum analyzer and the system simulator respectively.
3. Set the CCDF (Complementary Cumulative Distribution Function) option in spectrum analyzer.
4. Set resolution/measurement bandwidth \geq OBW or specified reference bandwidth.
5. Set the number of counts to a value that stabilizes the measured CCDF curve.
6. Set the EUT working in highest power level, measured and recorded the 0.1% as PAPR level.
7. Repeat step 3~6 at other frequency and modulations.



2.2.5. Test Results of Peak-to-average power ratio (PAPR)

Please refer to Appendix A for detail.

2.3. 99% Occupied Bandwidth and 26dB Emission Bandwidth

2.3.1. Requirement

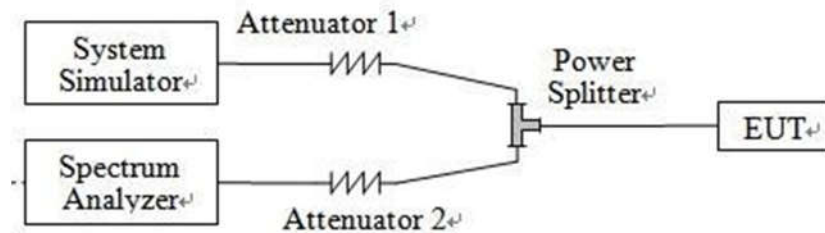
The Occupied Bandwidth is the frequency bandwidth such that, below its lower and above its upper frequency limits, the mean powers are each equal to 0.5% of the total mean power of the given emission.

The 26 dB emission bandwidth is defined as the frequency range between two points, one above and one below the carrier frequency, at which the spectral density of the emission is attenuated 26 dB below the maximum in-band spectral density of the modulated signal. Spectral density (power per unit bandwidth) is to be measured with a detector of resolution bandwidth equal to approximately 1.0% of the emission bandwidth.

2.3.2. Measuring Instruments

The measuring equipment is listed in the section 3 of this test report.

2.3.3. Test Setup



2.3.4. Test Procedures

1. The testing follows the of KDB 971168 D01 v03r01 Section 4 and ANSI C63.26-2015 Section 5.4.
2. The EUT was connected to spectrum analyzer and system simulator via a power divider, Path loss compensation is then performed on the spectrum analyzer and the system simulator respectively.
3. The spectrum analyzer center frequency is set to the nominal EUT channel center frequency.
4. Set span to be approximately 1.5 to 5 times the OBW.
5. The nominal RBW shall be in the range of 1% to 5% of the anticipated OBW.
6. Set $VBW \geq 3 \times RBW$.
7. Set Detection mode = peak.
8. Set Trace mode = max hold.
9. Allow trace to stabilize.
10. Repeat step 3~9 at other frequency and modulations.



2.3.5. Test Result of 99% Occupied Bandwidth and 26dB Emission Bandwidth

Please refer to Appendix A for detail.

2.4. Conducted Band Edge

2.4.1. Requirement

For Band 2 [Part 24.238 (a)]:

The power of any emission outside of the authorized operating frequency ranges must be attenuated below the transmitting power (P) by a factor of at least $43 + 10 \log(P)$ dB. The power of any emission outside of the authorized operating frequency ranges must be lower than the transmitter power (P) by a factor of at least $43 + 10 \log(P)$ dB.

For Band 4 [Part 27.53 (h) and RSS-139, 5.6]:

The power of any emission outside of the authorized operating frequency ranges must be lower than the transmitter power (P) by a factor of at least $43 + 10 \log(P)$ dB.

For Band 5 [Part 22.917(a) and RSS-132, 5.5]:

Out of band emissions. The power of any emission outside of the authorized operating frequency ranges must be attenuated below the transmitting power (P) by a factor of at least $43 + 10 \log(P)$ dB.

In the spectrum below 1 GHz, instrumentation should employ a reference bandwidth of 100 kHz or greater. In the 1 MHz bands immediately outside and adjacent to the frequency block, a resolution bandwidth of at least one percent of the emission bandwidth of the fundamental emission of the transmitter may be employed. A narrower resolution bandwidth is permitted in all cases to improve measurement accuracy, provided that the measured power is integrated over the full required reference bandwidth (i.e., 100 kHz or 1 percent of emission bandwidth, as specified).

For Band 12 & 17 [Part 27.53 (g) and RSS-130, 4.7.1]:

For operations in the 698 - 746 MHz band, the FCC limit is $43 + 10 \log_{10}(P[\text{Watts}])$ dB below the transmitter power P(Watts) in a 100 kHz bandwidth. However, in the 100kHz bands immediately outside and adjacent to the licensee's frequency block, a resolution bandwidth of at least 30kHz may be employed.

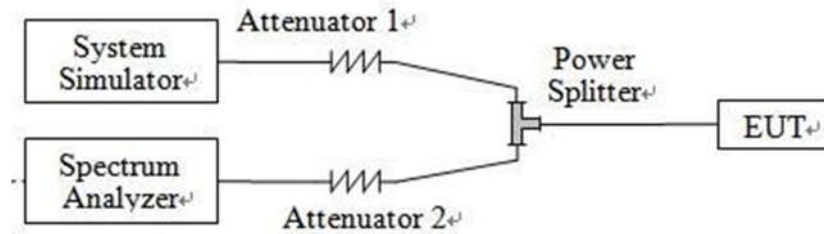
For Band 7 & 7C & 41 [Part 27.53 (m)(4) and RSS-199, 4.5]:

For mobile digital stations, the attenuation factor shall be not less than $40 + 10 \log(P)$ dB on all frequencies between the channel edge and 5 megahertz from the channel edge, $43 + 10 \log(P)$ dB on all frequencies between 5 megahertz and X megahertz from the channel edge, and $55 + 10 \log(P)$ dB on all frequencies more than X megahertz from the channel edge, where X is the greater of 6 megahertz or the actual emission bandwidth as defined in paragraph (m)(6) of this section. In addition, the attenuation factor shall not be less than $43 + 10 \log(P)$ dB on all frequencies between 2490.5 MHz and 2496 MHz and $55 + 10 \log(P)$ dB at or below 2490.5 MHz. Mobile Satellite Service licensees operating on frequencies below 2495 MHz may also submit a documented interference complaint against BRS licensees operating on channel BRS Channel 1 on the same terms and conditions as adjacent channel BRS or EBS licensees.

2.4.2. Measuring Instruments

The measuring equipment is listed in the section 3 of this test report.

2.4.3. Test Setup



2.4.4. Test Procedures

1. The testing follows the of KDB 971168 D01 v03r01 Section 6 and ANSI C63.26-2015 Section 5.7.
2. The EUT was connected to spectrum analyzer and system simulator via a power divider, Path loss compensation is then performed on the spectrum analyzer and the system simulator respectively.
3. Span was set large enough so as to capture all out of band emissions near the Channel Edge.
4. Use $RBW \geq 1\%$ EBW in the 1 megahertz bands immediately outside and adjacent to the licensee's authorized frequency channel, and use $RBW = 1$ MHz outside 1 MHz of the authorized frequency channel.
5. Set $VBW \geq 3 \times RBW$
6. Set Detector = power averaging (rms).
7. Set the number of points in sweep $\geq 2 \times \text{span} / RBW$.
8. Set sweep trigger to "free run."
9. Set the Sweep time $> (\text{number of points in sweep}) \times (\text{transmitter period})$ (i.e., the transmit on-time + the off-time).
10. Perform a trace average of at least 100 traces.
11. Repeat step 3~10 at other frequency and modulations.



2.4.5. Test Result of Conducted Band Edge

Please refer to Appendix A for detail.

2.5. Conducted Spurious Emission

2.5.1. Requirement

For Band 2 & 4 & 5 & 12 & 17:

The power of any emission outside of the authorized operating frequency ranges must be lower than the transmitter power (P) by a factor of at least $43 + 10 \log (P)$ dB.

For operations in the 746-758 MHz, 775-788 MHz, and 805-806 MHz bands, emissions in the band 1559-1610 MHz shall be limited to -70 dBW/MHz equivalent isotropically radiated power (EIRP) for wideband signals, and -80 dBW EIRP for discrete emissions of less than 700 Hz bandwidth.

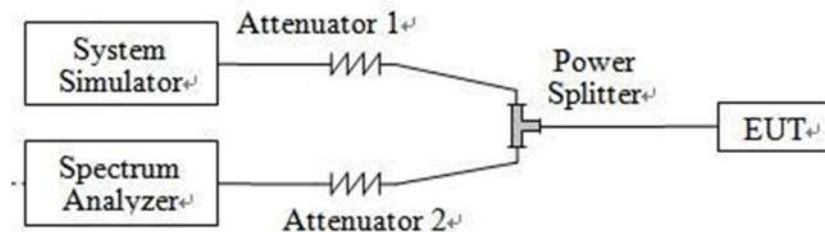
For Band 7 & 7C & 41:

The power of any emission outside of the authorized operating frequency ranges must be lower than the transmitter power (P) by a factor of at least $55 + 10 \log (P)$ dB.

2.5.2. Measuring Instruments

The measuring equipment is listed in the section 3 of this test report.

2.5.3. Test Setup



2.5.4. Test Procedures

1. The testing follows the of KDB 971168 D01 v03r01 Section 6 and ANSI C63.26-2015 Section 5.7.
2. The EUT was connected to spectrum analyzer and system simulator via a power divider, Path loss compensation is then performed on the spectrum analyzer and the system simulator respectively.
3. Set the spectrum analyzer start frequency to 9kHz and stop frequency to the tenth harmonic of the highest fundamental frequency.
4. Set RBW = 1MHz, VBW $\geq 3 \times$ RBW
5. Set Detector = peak.
6. Set Trace mode = max hold.
7. Set Sweep time = auto-couple.



8. Identify and measure the highest spurious emission levels in each frequency range.
9. Compare the results with the corresponding limit in the applicable regulation.
10. Repeat step 3~9 at other frequency and modulations.

2.5.5. Test Result of Conducted Spurious Emission

Please refer to Appendix A for detail.

2.6. Radiated Spurious Emission

2.6.1. Requirement

The radiated spurious emission was measured by substitution method according to ANSI/TIA-603-E-2016.

For Band 2 & 4 & 5 & 12 & 17:

The power of any emission outside of the authorized operating frequency ranges must be lower than the transmitter power (P) by a factor of at least $43 + 10 \log (P)$ dB.

For Band 7 & 7C & 41:

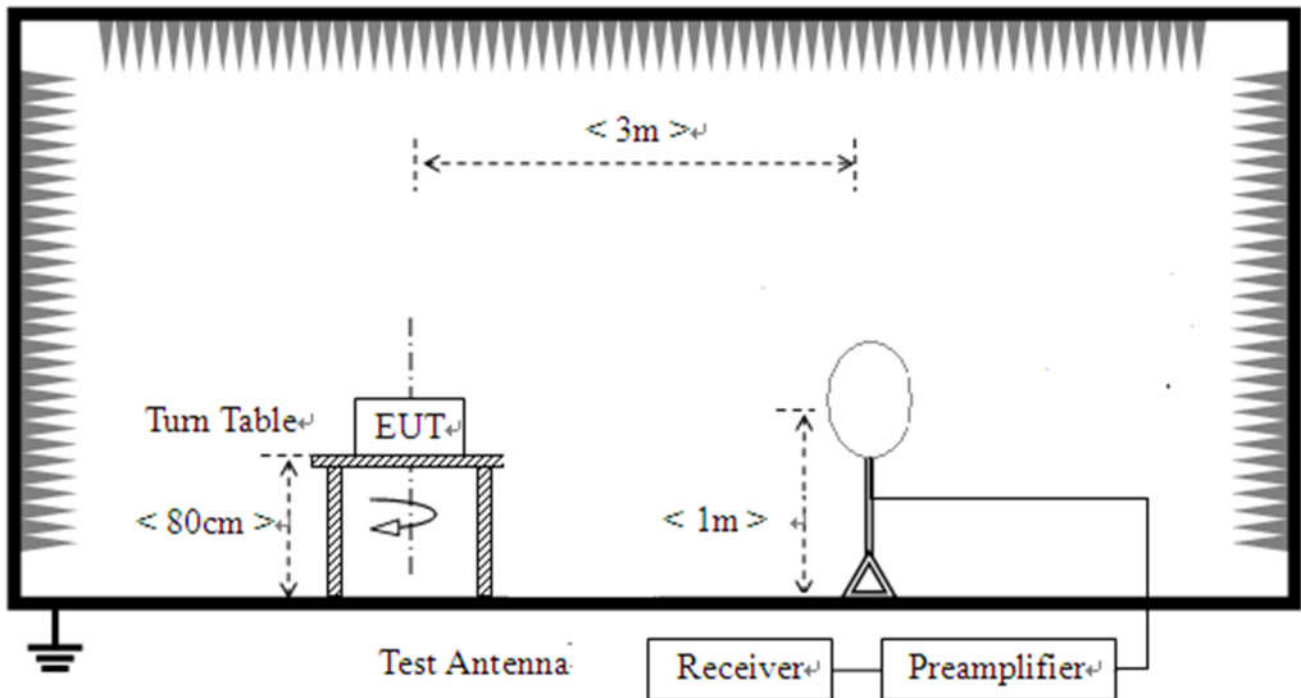
The power of any emission outside of the authorized operating frequency ranges must be lower than the transmitter power (P) by a factor of at least $55 + 10 \log (P)$ dB.

2.6.2. Measuring Instruments

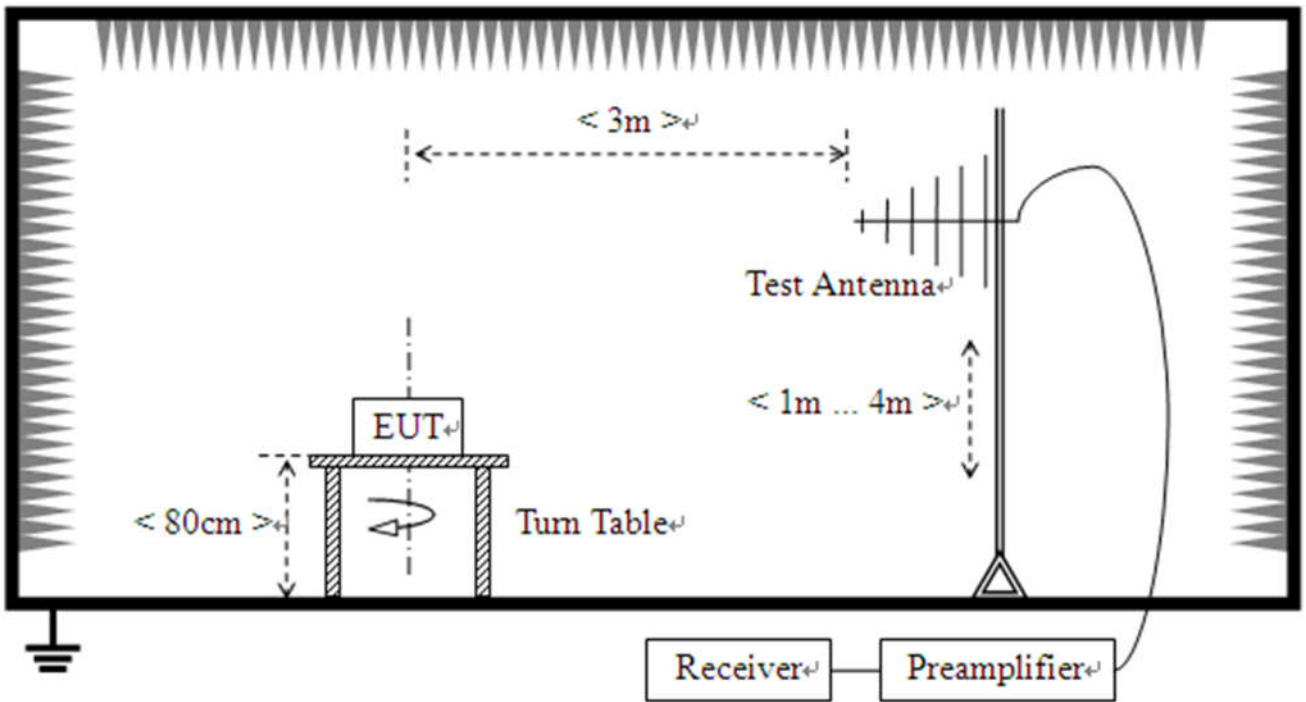
The measuring equipment is listed in the section 3 of this test report.

2.6.3. Test Setup

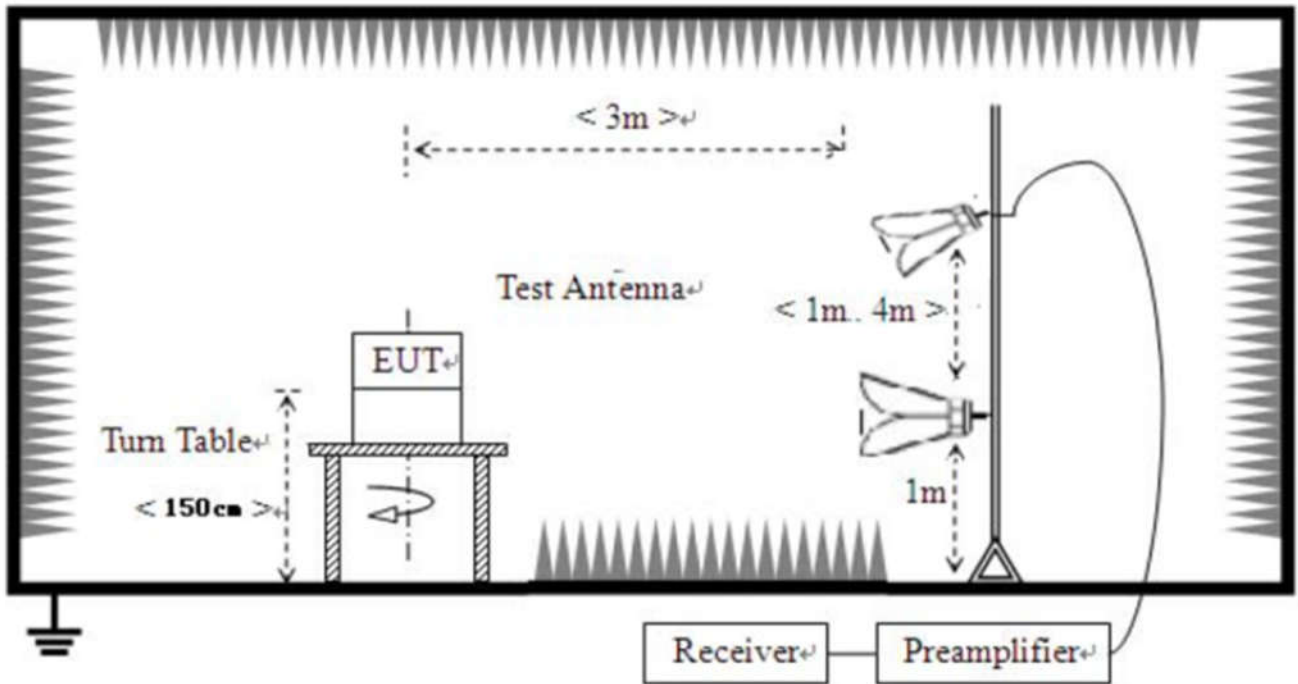
For radiated emissions from 9kHz to 30MHz



For radiated emissions from 30MHz to 1GHz



For radiated emissions above 1GHz



2.6.4. Test Procedures

1. The EUT was placed on a rotatable wooden table with 0.8 meter (for below 1GHz) / 1.5 meters (for above 1GHz) above ground.
2. The EUT was set 3 meters from the receiving antenna, which was mounted on the antenna tower.
3. The table was rotated 360 degrees to determine the position of the highest spurious emission.
4. The height of the receiving antenna is varied between one meter and four meters to search the maximum spurious emission for both horizontal and vertical polarizations.
5. Make the measurement with the spectrum analyzer's RBW = 1MHz, VBW = 3MHz, taking the record of maximum spurious emission.
6. A horn antenna was substituted in place of the EUT and was driven by a signal generator.
7. Tune the output power of signal generator to the same emission level with EUT maximum spurious emission.
8. Taking the record of output power at antenna port.
9. Repeat step 7 to step 8 for another polarization.
10. The RF fundamental frequency should be excluded against the limit line in the operating frequency band.
11. All Spurious Emission tests were performed in X, Y, Z axis direction and low, middle, high channel. And only the worst axis test condition was recorded in this test report.
12. The spectrum is measured from 9 kHz to the 10th harmonic of the fundamental frequency of the transmitter using CISPR quasi peak detector below 1GHz. The worst case emissions are reported however emissions whose levels were not within 20dB of the respective limits were not reported.
13. The maximum RB configurations of the Radiated Spurious Emissions as RB Size full, RB Offset 0.

2.6.5. Test Result of Radiated Spurious Emission

Note: 1. The emission levels of above 18GHz are lower than the limit 20dB and not show in test report.

Note: 2. Absolute Level = Reading Level + Factor.



LTE Band 2 QPSK 20MHz BW Middle Channel							
NO.	Freq. [MHz]	Reading [dBm]	Level [dBm]	Limit [dBm]	Margin [dB]	Factor [dB]	Polarity
1	106.18	-89.13	-69.71	-13.00	56.71	19.42	Horizontal
2	240.11	-98.44	-76.54	-13.00	63.54	21.90	Horizontal
3	668.58	-105.07	-70.35	-13.00	57.35	34.72	Horizontal
4	4805.22	-58.87	-44.14	-13.00	31.14	14.73	Horizontal
5	7593.13	-60.24	-40.62	-13.00	27.62	19.62	Horizontal
6	11011.6	-61.47	-38.77	-13.00	25.77	22.70	Horizontal
NO.	Freq. [MHz]	Reading [dBm]	Level [dBm]	Limit [dBm]	Margin [dB]	Factor [dB]	Polarity
1	74.16	-92.26	-70.68	-13.00	57.68	21.58	Vertical
2	106.18	-90.30	-66.44	-13.00	53.44	23.86	Vertical
3	250.30	-100.59	-76.15	-13.00	63.15	24.44	Vertical
4	3135.81	-57.72	-50.51	-13.00	37.51	7.21	Vertical
5	5099.76	-58.65	-44.03	-13.00	31.03	14.62	Vertical
6	11317.0	-61.79	-39.07	-13.00	26.07	22.72	Vertical

LTE Band 4 QPSK 20MHz BW Middle Channel							
NO.	Freq. [MHz]	Reading [dBm]	Level [dBm]	Limit [dBm]	Margin [dB]	Factor [dB]	Polarity
1	106.18	-89.33	-69.91	-13.00	56.91	19.42	Horizontal
2	145.00	-92.01	-71.17	-13.00	58.17	20.84	Horizontal
3	509.42	-105.29	-72.70	-13.00	59.70	32.59	Horizontal
4	5017.15	-57.98	-43.72	-13.00	30.72	14.26	Horizontal
5	7225.69	-59.64	-40.69	-13.00	27.69	18.95	Horizontal
6	10082.4	-61.03	-39.02	-13.00	26.02	22.01	Horizontal
NO.	Freq. [MHz]	Reading [dBm]	Level [dBm]	Limit [dBm]	Margin [dB]	Factor [dB]	Polarity
1	36.79	-97.46	-76.87	-13.00	63.87	20.59	Vertical
2	144.03	-98.78	-78.38	-13.00	65.38	20.40	Vertical
3	3079.63	-57.27	-50.05	-13.00	37.05	7.22	Vertical
4	7869.72	-59.84	-40.38	-13.00	27.38	19.46	Vertical
5	10915.6	-61.61	-38.59	-13.00	25.59	23.02	Vertical
6	11051.3	-61.73	-38.94	-13.00	25.94	22.79	Vertical

LTE Band 5 QPSK 10MHz BW Middle Channel							
NO.	Freq. [MHz]	Reading [dBm]	Level [dBm]	Limit [dBm]	Margin [dB]	Factor [dB]	Polarity
1	41.65	-92.95	-71.76	-13.00	58.76	21.19	Horizontal
2	144.03	-97.62	-76.83	-13.00	63.83	20.79	Horizontal
3	250.30	-98.96	-77.40	-13.00	64.40	21.56	Horizontal
4	3088.73	-57.79	-50.60	-13.00	37.60	7.19	Horizontal
5	4872.59	-58.93	-44.18	-13.00	31.18	14.75	Horizontal
6	10550.5	-61.53	-39.02	-13.00	26.02	22.51	Horizontal
NO.	Freq. [MHz]	Reading [dBm]	Level [dBm]	Limit [dBm]	Margin [dB]	Factor [dB]	Polarity
1	41.65	-93.17	-73.24	-13.00	60.24	19.93	Vertical
2	109.09	-99.05	-75.45	-13.00	62.45	23.60	Vertical
3	144.03	-98.11	-77.71	-13.00	64.71	20.40	Vertical
4	3094.15	-57.22	-50.04	-13.00	37.04	7.18	Vertical
5	4749.91	-58.46	-44.43	-13.00	31.43	14.03	Vertical
6	7374.04	-59.84	-40.39	-13.00	27.39	19.45	Vertical

LTE Band 7 QPSK 20MHz BW Middle Channel							
NO.	Freq. [MHz]	Reading [dBm]	Level [dBm]	Limit [dBm]	Margin [dB]	Factor [dB]	Polarity
1	59.11	-91.26	-71.94	-25.00	46.94	19.32	Horizontal
2	175.09	-97.10	-74.80	-25.00	49.80	22.30	Horizontal
3	786.01	-100.35	-64.24	-25.00	39.24	36.11	Horizontal
4	1830.44	-53.99	-53.70	-25.00	28.70	0.29	Horizontal
5	4812.22	-58.26	-43.53	-25.00	18.53	14.73	Horizontal
6	10900.1	-68.18	-45.09	-25.00	20.09	23.09	Horizontal
NO.	Freq. [MHz]	Reading [dBm]	Level [dBm]	Limit [dBm]	Margin [dB]	Factor [dB]	Polarity
1	58.63	-91.54	-71.65	-25.00	46.65	19.89	Vertical
2	109.09	-94.66	-71.06	-25.00	46.06	23.60	Vertical
3	723.90	-102.56	-67.87	-25.00	42.87	34.69	Vertical
4	1750.34	-56.51	-56.78	-25.00	31.78	-0.27	Vertical
5	5210.54	-57.30	-43.00	-25.00	18.00	14.30	Vertical
6	13136.9	-67.91	-44.67	-25.00	19.67	23.24	Vertical



LTE Band 12 QPSK 10MHz BW Middle Channel							
NO.	Freq. [MHz]	Reading [dBm]	Level [dBm]	Limit [dBm]	Margin [dB]	Factor [dB]	Polarity
1	41.65	-92.26	-71.07	-13.00	58.07	21.19	Horizontal
2	175.09	-101.18	-78.88	-13.00	65.88	22.30	Horizontal
3	501.17	-105.41	-72.77	-13.00	59.77	32.64	Horizontal
4	2117.16	-55.49	-53.44	-13.00	40.44	2.05	Horizontal
5	4819.04	-58.82	-44.09	-13.00	31.09	14.73	Horizontal
6	12516.5	-61.88	-38.96	-13.00	25.96	22.92	Horizontal
NO.	Freq. [MHz]	Reading [dBm]	Level [dBm]	Limit [dBm]	Margin [dB]	Factor [dB]	Polarity
1	58.63	-92.31	-72.42	-13.00	59.42	19.89	Vertical
2	239.62	-99.97	-76.46	-13.00	63.46	23.51	Vertical
3	479.82	-100.35	-70.32	-13.00	57.32	30.03	Vertical
4	1858.74	-56.02	-55.57	-13.00	42.57	0.45	Vertical
5	4872.24	-59.24	-44.50	-13.00	31.50	14.74	Vertical
6	12145.6	-61.23	-38.63	-13.00	25.63	22.60	Vertical

LTE Band 17 QPSK 10MHz BW Middle Channel							
NO.	Freq. [MHz]	Reading [dBm]	Level [dBm]	Limit [dBm]	Margin [dB]	Factor [dB]	Polarity
1	57.17	-93.66	-74.36	-13.00	61.36	19.30	Horizontal
2	175.09	-99.32	-77.02	-13.00	64.02	22.30	Horizontal
3	948.56	-98.69	-61.25	-13.00	48.25	37.44	Horizontal
4	1808.54	-54.76	-54.61	-13.00	41.61	0.15	Horizontal
5	4803.99	-58.73	-44.00	-13.00	31.00	14.73	Horizontal
6	7463.17	-59.55	-39.88	-13.00	26.88	19.67	Horizontal
NO.	Freq. [MHz]	Reading [dBm]	Level [dBm]	Limit [dBm]	Margin [dB]	Factor [dB]	Polarity
1	57.66	-92.10	-72.33	-13.00	59.33	19.77	Vertical
2	250.30	-100.37	-75.93	-13.00	62.93	24.44	Vertical
3	948.56	-99.29	-61.21	-13.00	48.21	38.08	Vertical
4	1870.44	-55.67	-55.14	-13.00	42.14	0.53	Vertical
5	4879.07	-59.55	-44.81	-13.00	31.81	14.74	Vertical
6	10326.8	-61.44	-39.68	-13.00	26.68	21.76	Vertical



LTE Band 41 QPSK 20MHz BW Middle Channel							
NO.	Freq. [MHz]	Reading [dBm]	Level [dBm]	Limit [dBm]	Margin [dB]	Factor [dB]	Polarity
1	57.66	-90.36	-71.05	-25.00	46.05	19.31	Horizontal
2	74.16	-90.47	-71.21	-25.00	46.21	19.26	Horizontal
3	240.11	-96.57	-74.67	-25.00	49.67	21.90	Horizontal
4	1896.54	-51.76	-51.08	-25.00	26.08	0.68	Horizontal
5	4796.81	-58.48	-43.80	-25.00	18.80	14.68	Horizontal
6	13689.0	-68.63	-44.83	-25.00	19.83	23.80	Horizontal
NO.	Freq. [MHz]	Reading [dBm]	Level [dBm]	Limit [dBm]	Margin [dB]	Factor [dB]	Polarity
1	59.11	-90.03	-70.09	-25.00	45.09	19.94	Vertical
2	144.03	-96.60	-76.20	-25.00	51.20	20.40	Vertical
3	742.82	-104.26	-68.79	-25.00	43.79	35.47	Vertical
4	1531.33	-55.07	-56.81	-25.00	31.81	-1.74	Vertical
5	4963.42	-57.94	-43.54	-25.00	18.54	14.40	Vertical
6	14249.0	-69.03	-44.57	-25.00	19.57	24.46	Vertical

LTE Band 7C QPSK 20MHz+20MHz BW Middle Channel							
NO.	Freq. [MHz]	Reading [dBm]	Level [dBm]	Limit [dBm]	Margin [dB]	Factor [dB]	Polarity
1	59.11	-91.89	-72.57	-25.00	47.57	19.32	Horizontal
2	250.79	-96.54	-74.92	-25.00	49.92	21.62	Horizontal
3	948.56	-97.66	-60.22	-25.00	35.22	37.44	Horizontal
4	1741.74	-55.22	-55.54	-25.00	30.54	-0.32	Horizontal
5	4870.32	-58.51	-43.78	-25.00	18.78	14.73	Horizontal
6	11045.0	-68.06	-45.29	-25.00	20.29	22.77	Horizontal
NO.	Freq. [MHz]	Reading [dBm]	Level [dBm]	Limit [dBm]	Margin [dB]	Factor [dB]	Polarity
1	81.92	-89.79	-67.47	-25.00	42.47	22.32	Vertical
2	144.03	-94.94	-74.54	-25.00	49.54	20.40	Vertical
3	448.76	-101.11	-71.77	-25.00	46.77	29.34	Vertical
4	1782.94	-53.16	-53.19	-25.00	28.19	-0.03	Vertical
5	4951.70	-57.86	-43.41	-25.00	18.41	14.45	Vertical
6	10597.0	-68.28	-45.57	-25.00	20.57	22.71	Vertical

2.7. Frequency Stability

2.7.1. Requirement

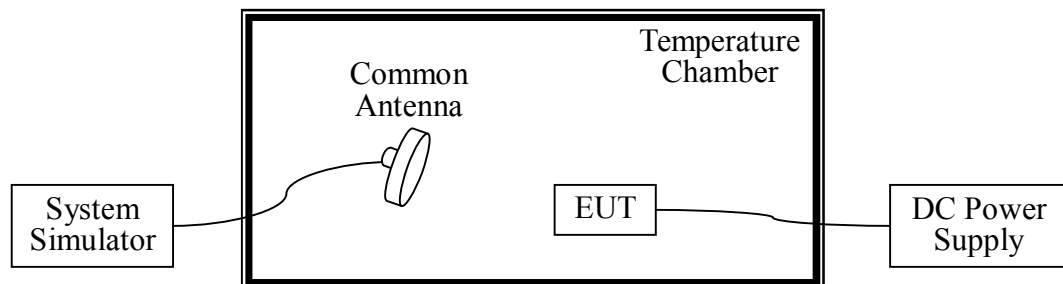
According to FCC requirement, the frequency stability shall be sufficient to ensure that the fundamental emission stays within the authorized frequency block. The frequency stability shall be measured by variation of ambient temperature and variation of primary supply voltage to ensure that the fundamental emission stays within the authorized frequency block. The frequency stability of the transmitter shall be maintained within $\pm 0.00025\%$ ($\pm 2.5\text{ppm}$) of the center frequency. According to FCC section 2.1055, the test conditions are:

- (1) The temperature is varied from -30°C to $+50^{\circ}\text{C}$ at intervals of not more than 10°C .
- (2) For hand carried battery powered equipment, the primary supply voltage is reduced to the battery operating end point which shall be specified by the manufacture. The supply voltage shall be measured at the input to the cable normally provided with the equipment, or at the power supply terminals if cables are not normally provided.

2.7.2. Measuring Instruments

The measuring equipment is listed in the section 3 of this test report.

2.7.3. Test Setup



2.7.4. Test Procedures

1. The EUT was set up in the thermal chamber and connected with the system simulator.
2. With power OFF, the temperature was decreased to -30°C and the EUT was stabilized before testing. Power was applied and the maximum change in frequency was recorded within one minute.
3. With power OFF, the temperature was raised in 10°C step up to 50°C . The EUT was stabilized at each step for at least half an hour. Power was applied and the maximum frequency change was recorded within one minute.
4. The nominal, highest and lowest extreme voltages were tested, which are specified by the applicant; the normal temperature here used is 20°C .
5. The variation in frequency was measured for the worst case.



2.7.5. Test Result of Frequency Stability

Please refer to Appendix A for detail.

3. List of measuring equipment

Item	Test Equipment	Manufacturer	Model No.	Serial No.	Cal Date	Due Date
1	EMI Test Receiver	ROHDE&SCHWARZ	ESW26	A180502935	2023.06.08	2024.06.07
2	5M Anechoic Chamber	Albatross	SAC-5MAC 12.8x6.8x6.4m	A0304210	2022.06.09	2026.06.08
3	Loop Antenna	Schwarz beck	HFH2-Z2	A0304220	2022.05.02	2025.05.01
4	Broadband antenna (30MHz~1GHz)	R&S	HL562	A0304224	2023.06.08	2024.06.07
5	EMI Horn Ant. (1-18G)	ETC	MCTD-1209	A150402241	2023.05.16	2026.05.15
6	Horn antenna (18GHz~26.5GHz)	AR	AT4510	A0804450	2023.06.01	2024.05.31
7	Amplifier 30M~1GHz	MILMEGA	80RF1000-1000	A140101634	2023.10.20	2024.10.19
8	Amplifier 1G~18GHz	MILMEGA	AS0104R-800/400	A160302517	2023.10.20	2024.10.19
9	Spectrum Analyzer	KEYSIGHT	N9030A	A160702554	2024.01.18	2025.01.17
10	Test Receiver	R&S	ESIB7	A0501375	2023.03.16	2024.03.15
					2024.02.28	2025.02.27
11	Broadband Ant.	ETC	MCTD 2786	A150402240	2023.05.22	2026.05.21
12	3M Anechoic Chamber	Albatross	SAC-3MAC 9*6*6m	A0412375	2019.03.26	2024.03.25
					2024.02.27	2027.02.26
13	Constant Temperature Humidity Chamber	ESPEC	SU-642	A150802409	2023.03.18	2024.03.17
					2024.02.22	2025.02.21
14	Wideband Radio Communication tester	R&S	CMW500	A130101034	2023.07.13	2024.07.12
15	Wideband Radio Communication tester	R&S	CMW500	A150802214	2023.06.01	2024.05.31
16	Test Receiver	KEYSIGHT	N9038A	A141202036	2023.06.12	2024.06.11
17	LISN	ROHDE&SCHWARZ	ENV216	A140701847	2023.06.08	2024.06.07
18	Power Supply	R&S	WYJ-60100	A141102031	2023.07.12	2026.07.11
19	Wideband Radio Communication tester	KEYSIGHT	E7515A	A160702555	2024.01.18	2025.01.17



4. Uncertainty of Evaluation

The measurement uncertainties shown below were calculated in accordance with the requirements of ANSI C63.10-2013. All the measurement uncertainty value were shown with a coverage $K=2$ to indicate 95% level of confidence . The measurement data show herein meets or exceeds the CISPR measurement uncertainty values specified in CISPR 16-4-2 and can be compared directly to specified limit to determine compliance.

Uncertainty of Conducted Emission Measurement (150kHz~30MHz)

Measuring Uncertainty for a level of confidence of 95%($U=2Uc(y)$)	2.8dB
--	-------

Uncertainty of Radiated Emission Measurement (9kHz~30MHz)

Measuring Uncertainty for a level of confidence of 95%($U=2Uc(y)$)	3.5dB
--	-------

Uncertainty of Radiated Emission Measurement (30MHz~1GHz)

Measuring Uncertainty for a level of confidence of 95%($U=2Uc(y)$)	3.91dB
--	--------

Uncertainty of Radiated Emission Measurement (1GHz~18GHz)

Measuring Uncertainty for a level of confidence of 95%($U=2Uc(y)$)	4.5dB
--	-------

Uncertainty of Radiated Emission Measurement (18GHz~40GHz)

Measuring Uncertainty for a level of confidence of 95%($U=2Uc(y)$)	4.9dB
--	-------

Uncertainty of RF Conducted Measurement (9kHz~40GHz)

Measuring Uncertainty for a level of confidence of 95%($U=2Uc(y)$)	1.2dB
--	-------



APPENDIX A

Conducted Output Power and ERP/EIRP

LTE Band 2-Ant2:

LTE Band 2 - 1.4MHz Bandwidth								
Modulation	RB Size	RB Offset	Average Power (dBm)			Ant. Gain (dBi)	Max. EIRP (dBm)	EIRP Limit (dBm)
			18607	18900	19193			
			1850.7MHz	1880.0MHz	1909.3MHz			
QPSK	1	0	25.45	25.59	25.73	-3.70	22.03	33.00
	1	2	25.50	25.68	25.71			
	1	5	25.51	25.64	25.61			
	3	0	24.43	24.57	24.65			
	3	1	24.51	24.59	24.67			
	3	2	24.48	24.55	24.62			
16QAM	6	0	24.42	24.50	24.56	-3.70	21.03	33.00
	1	0	24.63	24.72	24.72			
	1	2	24.62	24.70	24.67			
	1	5	24.65	24.63	24.73			
	3	0	23.51	24.65	24.68			
	3	1	23.55	24.63	24.71			
	3	2	23.53	24.64	24.69			
6	0	23.45	23.59	23.60				
LTE Band 2 - 3MHz Bandwidth								
Modulation	RB Size	RB Offset	Average Power (dBm)			Ant. Gain (dBi)	Max. EIRP (dBm)	EIRP Limit (dBm)
			18615	18900	19185			
			1851.5MHz	1880.0MHz	1908.5MHz			
QPSK	1	0	25.40	25.48	25.46	-3.70	21.92	33.00
	1	7	25.49	25.62	25.59			
	1	14	25.43	25.45	25.52			
	8	0	24.49	24.52	24.55			
	8	4	24.52	24.50	24.57			
	8	7	24.53	24.59	24.63			
	15	0	24.47	24.57	24.56			
16QAM	1	0	24.64	24.64	24.75	-3.70	21.15	33.00
	1	7	24.76	24.77	24.85			
	1	14	24.61	24.69	24.62			
	8	0	23.53	23.56	23.57			
	8	4	23.52	23.55	23.56			
	8	7	23.53	23.62	23.65			
	15	0	23.55	23.61	23.60			



LTE Band 2 - 5MHz Bandwidth								
Modulation	RB Size	RB Offset	Average Power (dBm)			Ant. Gain (dBi)	Max. EIRP (dBm)	EIRP Limit (dBm)
			18625	18900	19175			
			1852.5MHz	1880.0MHz	1907.5MHz			
QPSK	1	0	25.50	25.55	25.70	-3.70	22.00	33.00
	1	12	25.65	25.69	25.61			
	1	24	25.50	25.56	25.63			
	12	0	24.53	24.48	24.61			
	12	6	24.53	24.49	24.62			
	12	11	24.53	24.58	24.70			
	25	0	24.53	24.49	24.62			
16QAM	1	0	24.59	24.65	24.79	-3.70	21.20	33.00
	1	12	24.65	24.78	24.90			
	1	24	24.61	24.57	24.81			
	12	0	23.56	23.53	23.67			
	12	6	23.58	23.60	23.67			
	12	11	23.48	23.58	23.69			
	25	0	23.55	23.50	23.62			
LTE Band 2 - 10MHz Bandwidth								
Modulation	RB Size	RB Offset	Average Power (dBm)			Ant. Gain (dBi)	Max. EIRP (dBm)	EIRP Limit (dBm)
			18650	18900	19150			
			1855.0MHz	1880.0MHz	1905.0MHz			
QPSK	1	0	25.45	25.48	25.66	-3.70	22.00	33.00
	1	24	25.50	25.54	25.70			
	1	49	25.49	25.48	25.67			
	25	0	24.41	24.52	24.62			
	25	12	24.49	24.54	24.62			
	25	24	24.57	24.60	24.68			
	50	0	24.58	24.53	24.61			
16QAM	1	0	24.67	24.70	24.66	-3.70	21.04	33.00
	1	24	24.63	24.66	24.67			
	1	49	24.74	24.71	24.68			
	25	0	23.53	23.54	23.67			
	25	12	23.54	23.58	23.65			
	25	24	23.60	23.65	23.69			
	50	0	23.59	23.55	23.62			



LTE Band 2 - 15MHz Bandwidth								
Modulation	RB Size	RB Offset	Average Power (dBm)			Ant. Gain (dBi)	Max. EIRP (dBm)	EIRP Limit (dBm)
			18675	18900	19125			
			1857.5MHz	1880.0MHz	1902.5MHz			
QPSK	1	0	25.36	25.32	25.38	-3.70	21.73	33.00
	1	37	25.35	25.38	25.43			
	1	74	25.34	25.26	25.39			
	36	0	24.53	24.54	24.56			
	36	16	24.54	24.59	24.42			
	36	35	24.46	24.35	24.51			
	75	0	24.42	24.37	24.42			
16QAM	1	0	24.38	24.56	24.60	-3.70	20.98	33.00
	1	37	24.43	24.61	24.68			
	1	74	24.55	24.48	24.62			
	36	0	23.57	23.54	23.50			
	36	16	23.44	23.58	23.46			
	36	35	23.45	23.56	23.48			
	75	0	23.42	23.40	23.46			
LTE Band 2 - 20MHz Bandwidth								
Modulation	RB Size	RB Offset	Average Power (dBm)			Ant. Gain (dBi)	Max. EIRP (dBm)	EIRP Limit (dBm)
			18700	18900	19100			
			1860.0MHz	1880.0MHz	1900.0MHz			
QPSK	1	0	25.48	25.53	25.42	-3.70	21.83	33.00
	1	49	25.35	25.42	25.47			
	1	99	25.32	25.37	25.40			
	50	0	24.40	24.42	24.41			
	50	24	24.39	24.45	24.43			
	50	49	24.44	24.50	24.54			
	100	0	24.47	24.42	24.47			
16QAM	1	0	24.77	24.59	24.53	-3.70	21.07	33.00
	1	49	24.69	24.61	24.77			
	1	99	24.47	24.54	24.67			
	50	0	23.39	23.45	23.45			
	50	24	23.40	23.41	23.46			
	50	49	23.47	23.55	23.49			
	100	0	23.47	23.42	23.46			



LTE Band 2-Ant6:

LTE Band 2 - 1.4MHz Bandwidth								
Modulation	RB Size	RB Offset	Average Power (dBm)			Ant. Gain (dBi)	Max. EIRP (dBm)	EIRP Limit (dBm)
			18607	18900	19193			
			1850.7MHz	1880.0MHz	1909.3MHz			
QPSK	1	0	21.47	21.41	21.45	0.50	22.01	33.00
	1	2	21.32	21.51	21.40			
	1	5	21.28	21.45	21.34			
	3	0	20.40	20.40	20.32			
	3	1	20.40	20.39	20.40			
	3	2	20.35	20.36	20.38			
16QAM	6	0	20.37	20.31	20.29	0.50	21.22	33.00
	1	0	20.62	20.65	20.59			
	1	2	20.66	20.70	20.70			
	1	5	20.72	20.59	20.62			
	3	0	19.44	19.45	19.48			
	3	1	19.46	19.38	19.47			
	3	2	19.46	19.40	19.39			
6	0	19.43	19.36	19.31				
LTE Band 2 - 3MHz Bandwidth								
Modulation	RB Size	RB Offset	Average Power (dBm)			Ant. Gain (dBi)	Max. EIRP (dBm)	EIRP Limit (dBm)
			18615	18900	19185			
			1851.5MHz	1880.0MHz	1908.5MHz			
QPSK	1	0	21.25	21.27	21.30	0.50	21.88	33.00
	1	7	21.35	21.38	21.23			
	1	14	21.27	21.24	21.24			
	8	0	20.33	20.31	20.46			
	8	4	20.31	20.35	20.35			
	8	7	20.36	20.42	20.36			
	15	0	20.28	20.31	20.30			
16QAM	1	0	20.45	20.48	20.43	0.50	21.11	33.00
	1	7	20.61	20.59	20.51			
	1	14	20.41	20.53	20.49			
	8	0	19.38	19.39	19.40			
	8	4	19.36	19.38	19.48			
	8	7	19.42	19.43	19.44			
	15	0	19.25	19.31	19.28			



LTE Band 2 - 5MHz Bandwidth								
Modulation	RB Size	RB Offset	Average Power (dBm)			Ant. Gain (dBi)	Max. EIRP (dBm)	EIRP Limit (dBm)
			18625	18900	19175			
			1852.5MHz	1880.0MHz	1907.5MHz			
QPSK	1	0	21.31	21.35	21.35	0.50	22.12	33.00
	1	12	21.42	21.62	21.53			
	1	24	21.48	21.40	21.34			
	12	0	20.27	20.35	20.32			
	12	6	20.28	20.35	20.32			
	12	11	20.37	20.42	20.37			
	25	0	20.37	20.34	20.30			
16QAM	1	0	20.34	20.51	20.32	0.50	21.14	33.00
	1	12	20.44	20.61	20.48			
	1	24	20.39	20.64	20.35			
	12	0	19.33	19.37	19.22			
	12	6	19.29	19.48	19.39			
	12	11	19.39	19.48	19.48			
	25	0	19.39	19.34	19.34			
LTE Band 2 - 10MHz Bandwidth								
Modulation	RB Size	RB Offset	Average Power (dBm)			Ant. Gain (dBi)	Max. EIRP (dBm)	EIRP Limit (dBm)
			18650	18900	19150			
			1855.0MHz	1880.0MHz	1905.0MHz			
QPSK	1	0	21.32	21.44	21.34	0.50	21.94	33.00
	1	24	21.30	21.44	21.37			
	1	49	21.27	21.34	21.30			
	25	0	20.32	20.36	20.33			
	25	12	20.31	20.36	20.34			
	25	24	20.39	20.45	20.40			
	50	0	20.25	20.35	20.32			
16QAM	1	0	20.60	20.56	20.41	0.50	21.14	33.00
	1	24	20.54	20.64	20.53			
	1	49	20.46	20.46	20.57			
	25	0	19.32	19.37	19.37			
	25	12	19.31	19.38	19.36			
	25	24	19.40	19.45	19.42			
	50	0	19.31	19.35	19.35			



LTE Band 2 - 15MHz Bandwidth								
Modulation	RB Size	RB Offset	Average Power (dBm)			Ant. Gain (dBi)	Max. EIRP (dBm)	EIRP Limit (dBm)
			18675	18900	19125			
			1857.5MHz	1880.0MHz	1902.5MHz			
QPSK	1	0	21.35	21.16	21.16	0.50	21.85	33.00
	1	37	21.26	21.22	21.23			
	1	74	21.29	21.08	21.18			
	36	0	20.32	20.45	20.29			
	36	16	20.30	20.30	20.22			
	36	35	20.40	20.53	20.20			
	75	0	20.30	20.20	20.02			
16QAM	1	0	20.47	20.36	20.15	0.50	20.98	33.00
	1	37	20.36	20.35	20.14			
	1	74	20.48	20.27	20.36			
	36	0	19.29	19.34	19.22			
	36	16	19.31	19.41	19.35			
	36	35	19.41	19.18	19.36			
	75	0	19.28	19.21	19.23			
LTE Band 2 - 20MHz Bandwidth								
Modulation	RB Size	RB Offset	Average Power (dBm)			Ant. Gain (dBi)	Max. EIRP (dBm)	EIRP Limit (dBm)
			18700	18900	19100			
			1860.0MHz	1880.0MHz	1900.0MHz			
QPSK	1	0	21.32	21.29	21.38	0.50	21.91	33.00
	1	49	21.39	21.22	21.30			
	1	99	21.29	21.41	21.33			
	50	0	20.36	20.27	20.28			
	50	24	20.35	20.25	20.29			
	50	49	20.37	20.30	20.37			
	100	0	20.36	20.23	20.33			
16QAM	1	0	20.36	20.35	20.35	0.50	21.10	33.00
	1	49	20.53	20.60	20.58			
	1	99	20.50	20.42	20.27			
	50	0	19.39	19.35	19.30			
	50	24	19.39	19.24	19.31			
	50	49	19.45	19.33	19.38			
	100	0	19.36	19.26	19.35			



LTE Band 4-Ant2:

LTE Band 4 - 1.4MHz Bandwidth								
Modulation	RB Size	RB Offset	Average Power (dBm)			Ant. Gain (dBi)	Max. EIRP (dBm)	EIRP Limit (dBm)
			19957	20175	20393			
			1710.7MHz	1732.5MHz	1754.3MHz			
QPSK	1	0	25.57	25.70	25.67	-4.50	21.21	30.00
	1	2	25.67	25.68	25.71			
	1	5	25.71	25.67	25.61			
	3	0	24.48	24.70	24.65			
	3	1	24.47	24.67	24.68			
	3	2	24.59	24.64	24.64			
	6	0	24.52	24.54	24.62			
16QAM	1	0	24.62	24.98	24.82	-4.50	20.48	30.00
	1	2	24.85	24.97	24.89			
	1	5	24.85	24.87	24.90			
	3	0	23.64	23.86	23.78			
	3	1	23.67	23.78	23.71			
	3	2	23.71	23.80	23.75			
	6	0	23.62	23.71	23.75			
LTE Band 4 - 3MHz Bandwidth								
Modulation	RB Size	RB Offset	Average Power (dBm)			Ant. Gain (dBi)	Max. EIRP (dBm)	EIRP Limit (dBm)
			19965	20175	20385			
			1711.5MHz	1732.5MHz	1753.5MHz			
QPSK	1	0	25.53	25.63	25.56	-4.50	21.24	30.00
	1	7	25.66	25.74	25.64			
	1	14	25.63	25.62	25.61			
	8	0	24.71	24.71	24.60			
	8	4	24.65	24.69	24.64			
	8	7	24.67	24.78	24.72			
	15	0	24.68	24.71	24.67			
16QAM	1	0	24.71	24.77	24.79	-4.50	20.31	30.00
	1	7	24.79	24.66	24.81			
	1	14	24.75	24.72	21.68			
	8	0	23.72	23.72	23.67			
	8	4	23.66	23.75	23.67			
	8	7	23.68	23.82	23.72			
	15	0	23.65	23.69	23.63			



LTE Band 4 - 5MHz Bandwidth								
Modulation	RB Size	RB Offset	Average Power (dBm)			Ant. Gain (dBi)	Max. EIRP (dBm)	EIRP Limit (dBm)
			19975	20175	20375			
			1712.5MHz	1732.5MHz	1752.5MHz			
QPSK	1	0	25.61	25.75	25.69	-4.50	21.25	30.00
	1	12	25.63	25.66	25.63			
	1	24	25.59	25.71	25.72			
	12	0	24.72	24.72	24.70			
	12	6	24.74	24.73	24.69			
	12	11	24.72	24.78	24.77			
	25	0	24.72	24.69	24.76			
16QAM	1	0	24.75	24.88	24.89	-4.50	20.58	30.00
	1	12	24.90	25.08	24.98			
	1	24	24.86	24.82	24.95			
	12	0	23.83	23.77	23.76			
	12	6	23.70	23.70	23.68			
	12	11	23.70	23.76	23.79			
	25	0	23.76	23.70	23.77			
LTE Band 4 - 10MHz Bandwidth								
Modulation	RB Size	RB Offset	Average Power (dBm)			Ant. Gain (dBi)	Max. EIRP (dBm)	EIRP Limit (dBm)
			20000	20175	20350			
			1715.0MHz	1732.5MHz	1750.0MHz			
QPSK	1	0	25.59	25.57	25.64	-4.50	21.21	30.00
	1	24	25.67	25.68	25.71			
	1	49	25.62	25.63	25.67			
	25	0	24.69	24.75	24.69			
	25	12	24.67	24.76	24.60			
	25	24	24.75	24.81	24.67			
	50	0	24.69	24.70	24.61			
16QAM	1	0	24.73	24.89	24.90	-4.50	20.47	30.00
	1	24	24.97	24.84	24.88			
	1	49	24.91	24.95	24.86			
	25	0	23.67	23.76	23.72			
	25	12	23.68	23.69	23.74			
	25	24	23.70	23.80	23.79			
	50	0	23.74	23.78	23.79			



LTE Band 4 - 15MHz Bandwidth								
Modulation	RB Size	RB Offset	Average Power (dBm)			Ant. Gain (dBi)	Max. EIRP (dBm)	EIRP Limit (dBm)
			20025	20175	20325			
			1717.5MHz	1732.5MHz	1747.5MHz			
QPSK	1	0	25.44	25.48	25.57	-4.50	21.07	30.00
	1	37	25.42	25.54	25.52			
	1	74	25.49	25.53	25.51			
	36	0	24.82	24.73	24.73			
	36	16	24.76	24.65	24.83			
	36	35	24.70	24.72	24.73			
	75	0	24.58	24.58	24.62			
16QAM	1	0	24.68	24.70	24.75	-4.50	20.41	30.00
	1	37	24.81	24.84	24.76			
	1	74	24.91	24.87	24.72			
	36	0	23.61	23.69	23.69			
	36	16	23.82	23.80	23.68			
	36	35	23.69	23.77	23.64			
	75	0	23.60	23.59	23.61			
LTE Band 4 - 20MHz Bandwidth								
Modulation	RB Size	RB Offset	Average Power (dBm)			Ant. Gain (dBi)	Max. EIRP (dBm)	EIRP Limit (dBm)
			20050	20175	20300			
			1720.0MHz	1732.5MHz	1745.0MHz			
QPSK	1	0	25.54	25.56	25.70	-4.50	21.20	30.00
	1	49	25.55	25.54	25.62			
	1	99	25.58	25.67	25.64			
	50	0	24.54	24.60	24.56			
	50	24	24.49	24.60	24.62			
	50	49	24.58	24.64	24.63			
	100	0	24.59	24.58	24.63			
16QAM	1	0	24.77	24.71	24.79	-4.50	20.36	30.00
	1	49	24.70	24.72	24.85			
	1	99	24.65	24.86	24.67			
	50	0	23.52	23.58	23.60			
	50	24	23.48	23.55	23.56			
	50	49	23.57	23.64	23.64			
	100	0	23.61	23.56	23.66			



LTE Band 6-Ant4:

LTE Band 4 - 1.4MHz Bandwidth								
Modulation	RB Size	RB Offset	Average Power (dBm)			Ant. Gain (dBi)	Max. EIRP (dBm)	EIRP Limit (dBm)
			19957	20175	20393			
			1710.7MHz	1732.5MHz	1754.3MHz			
QPSK	1	0	20.51	20.56	20.39	-0.20	20.47	30.00
	1	2	20.67	20.61	20.51			
	1	5	20.50	20.52	20.38			
	3	0	19.47	19.56	19.46			
	3	1	19.50	19.57	19.44			
	3	2	19.52	19.50	19.47			
	6	0	19.39	19.42	19.45			
16QAM	1	0	19.61	19.59	19.44	-0.20	19.53	30.00
	1	2	19.73	19.64	19.60			
	1	5	19.59	19.72	19.64			
	3	0	18.51	19.57	18.50			
	3	1	18.59	19.57	18.49			
	3	2	18.54	19.66	18.50			
	6	0	18.47	18.57	18.40			
LTE Band 4 - 3MHz Bandwidth								
Modulation	RB Size	RB Offset	Average Power (dBm)			Ant. Gain (dBi)	Max. EIRP (dBm)	EIRP Limit (dBm)
			19965	20175	20385			
			1711.5MHz	1732.5MHz	1753.5MHz			
QPSK	1	0	20.44	20.37	20.41	-0.20	20.32	30.00
	1	7	20.48	20.52	20.32			
	1	14	20.42	20.38	20.40			
	8	0	19.48	19.46	19.47			
	8	4	19.47	19.44	19.44			
	8	7	19.55	19.53	19.49			
	15	0	19.49	19.42	19.52			
16QAM	1	0	19.55	19.48	19.41	-0.20	19.47	30.00
	1	7	19.61	19.65	19.46			
	1	14	19.60	19.53	19.67			
	8	0	18.49	18.46	18.48			
	8	4	18.49	18.47	18.50			
	8	7	18.53	18.53	18.49			
	15	0	18.47	18.45	18.45			



LTE Band 4 - 5MHz Bandwidth								
Modulation	RB Size	RB Offset	Average Power (dBm)			Ant. Gain (dBi)	Max. EIRP (dBm)	EIRP Limit (dBm)
			19975	20175	20375			
			1712.5MHz	1732.5MHz	1752.5MHz			
QPSK	1	0	20.40	20.52	20.45	-0.20	20.40	30.00
	1	12	20.59	20.60	20.31			
	1	24	20.32	20.55	20.49			
	12	0	19.56	19.49	19.29			
	12	6	19.53	19.48	19.15			
	12	11	19.56	19.58	19.43			
	25	0	19.43	19.37	19.31			
16QAM	1	0	19.60	19.57	19.62	-0.20	19.47	30.00
	1	12	19.48	19.67	19.57			
	1	24	19.67	19.56	19.50			
	12	0	18.53	18.51	18.57			
	12	6	18.60	18.54	18.51			
	12	11	18.55	18.58	18.44			
	25	0	18.51	18.49	18.47			
LTE Band 4 - 10MHz Bandwidth								
Modulation	RB Size	RB Offset	Average Power (dBm)			Ant. Gain (dBi)	Max. EIRP (dBm)	EIRP Limit (dBm)
			20000	20175	20350			
			1715.0MHz	1732.5MHz	1750.0MHz			
QPSK	1	0	20.47	20.45	20.41	-0.20	20.33	30.00
	1	24	20.51	20.49	20.53			
	1	49	20.45	20.45	20.30			
	25	0	19.48	19.49	19.34			
	25	12	19.45	19.50	19.38			
	25	24	19.52	19.58	19.43			
	50	0	19.49	19.51	19.46			
16QAM	1	0	19.55	19.56	19.59	-0.20	19.52	30.00
	1	24	19.63	19.60	19.71			
	1	49	19.57	19.72	19.46			
	25	0	18.53	18.52	18.36			
	25	12	18.49	18.53	18.33			
	25	24	18.53	18.60	18.37			
	50	0	18.50	18.50	18.45			



LTE Band 4 - 15MHz Bandwidth								
Modulation	RB Size	RB Offset	Average Power (dBm)			Ant. Gain (dBi)	Max. EIRP (dBm)	EIRP Limit (dBm)
			20025	20175	20325			
			1717.5MHz	1732.5MHz	1747.5MHz			
QPSK	1	0	20.49	20.27	20.43	-0.20	20.32	30.00
	1	37	20.52	20.30	20.40			
	1	74	20.37	20.30	20.38			
	36	0	19.55	19.26	19.37			
	36	16	19.53	19.42	19.44			
	36	35	19.57	19.49	19.39			
	75	0	19.56	19.32	19.42			
16QAM	1	0	19.61	19.57	19.46	-0.20	19.41	30.00
	1	37	19.50	19.58	19.60			
	1	74	19.47	19.37	19.45			
	36	0	18.59	19.25	18.47			
	36	16	18.60	19.41	18.42			
	36	35	18.61	19.51	18.50			
	75	0	18.49	18.35	18.40			
LTE Band 4 - 20MHz Bandwidth								
Modulation	RB Size	RB Offset	Average Power (dBm)			Ant. Gain (dBi)	Max. EIRP (dBm)	EIRP Limit (dBm)
			20050	20175	20300			
			1720.0MHz	1732.5MHz	1745.0MHz			
QPSK	1	0	20.28	20.35	20.41	-0.20	20.40	30.00
	1	49	20.48	20.33	20.60			
	1	99	20.29	20.41	20.42			
	50	0	19.34	19.37	19.50			
	50	24	19.27	19.37	19.48			
	50	49	19.52	19.40	19.56			
	100	0	19.38	19.36	19.55			
16QAM	1	0	19.33	19.47	19.70	-0.20	19.59	30.00
	1	49	19.52	19.68	19.79			
	1	99	19.43	19.52	19.61			
	50	0	18.52	18.37	18.56			
	50	24	18.38	18.40	18.55			
	50	49	18.52	18.45	18.62			
	100	0	18.51	18.36	18.63			



LTE Band 5-Ant1:

LTE Band 5 - 1.4MHz Bandwidth								
Modulation	RB Size	RB Offset	Average Power (dBm)			Ant. Gain (dBi)	Max. ERP (dBm)	ERP Limit (dBm)
			20407	20525	20643			
			824.7MHz	836.5MHz	848.3MHz			
QPSK	1	0	25.01	25.02	25.11	-5.50	17.51	38.45
	1	2	25.03	25.08	25.16			
	1	5	25.01	25.11	25.16			
	3	0	24.04	24.00	24.05			
	3	1	24.09	24.05	24.07			
	3	2	25.01	24.02	24.06			
	6	0	24.05	24.03	24.01			
16QAM	1	0	24.20	24.20	24.18	-5.50	16.70	38.45
	1	2	24.24	24.10	24.31			
	1	5	24.20	24.35	24.28			
	3	0	23.03	23.05	23.14			
	3	1	23.10	23.09	23.15			
	3	2	23.12	23.08	23.09			
	6	0	22.99	23.02	23.01			
LTE Band 5 - 3MHz Bandwidth								
Modulation	RB Size	RB Offset	Average Power (dBm)			Ant. Gain (dBi)	Max. ERP (dBm)	ERP Limit (dBm)
			20415	20525	20635			
			825.5MHz	836.5MHz	847.5MHz			
QPSK	1	0	24.91	24.90	25.01	-5.50	17.50	38.45
	1	7	25.03	25.02	25.15			
	1	14	24.94	24.91	25.02			
	8	0	24.09	23.95	24.00			
	8	4	24.09	24.00	23.98			
	8	7	24.08	24.06	24.04			
	15	0	24.09	24.04	24.01			
16QAM	1	0	24.20	24.14	24.14	-5.50	16.66	38.45
	1	7	24.31	24.27	24.23			
	1	14	24.17	24.13	24.16			
	8	0	23.14	23.05	23.02			
	8	4	23.17	23.05	23.06			
	8	7	23.18	23.12	23.14			
	15	0	23.09	23.11	23.07			



LTE Band 5 - 5MHz Bandwidth								
Modulation	RB Size	RB Offset	Average Power (dBm)			Ant. Gain (dBi)	Max. ERP (dBm)	ERP Limit (dBm)
			20425	20525	20625			
			826.5MHz	836.5MHz	846.5MHz			
QPSK	1	0	25.00	25.04	25.04	-5.50	17.55	38.45
	1	12	25.15	25.14	25.20			
	1	24	25.02	25.02	25.07			
	12	0	24.01	24.00	24.01			
	12	6	23.99	24.00	24.01			
	12	11	24.06	24.06	24.07			
	25	0	24.07	24.06	24.01			
16QAM	1	0	24.11	24.15	24.16	-5.50	16.63	38.45
	1	12	24.25	24.28	24.26			
	1	24	24.08	24.23	24.21			
	12	0	23.02	23.00	22.94			
	12	6	23.00	23.04	23.03			
	12	11	23.11	23.10	23.12			
	25	0	23.04	23.00	23.03			
LTE Band 5 - 10MHz Bandwidth								
Modulation	RB Size	RB Offset	Average Power (dBm)			Ant. Gain (dBi)	Max. ERP (dBm)	ERP Limit (dBm)
			20450	20525	20600			
			829.0MHz	836.5MHz	844.0MHz			
QPSK	1	0	25.03	25.01	25.02	-5.50	17.38	38.45
	1	24	25.01	25.01	25.01			
	1	49	24.94	25.00	25.01			
	25	0	23.99	24.01	24.01			
	25	12	24.05	24.03	24.02			
	25	24	24.08	24.06	24.07			
	50	0	24.10	24.08	24.11			
16QAM	1	0	24.36	24.18	24.23	-5.50	16.71	38.45
	1	24	24.25	24.11	24.18			
	1	49	24.12	24.17	24.23			
	25	0	23.05	23.09	23.04			
	25	12	23.09	23.15	23.00			
	25	24	23.11	23.11	23.06			
	50	0	23.03	23.12	23.07			



LTE Band 5-Ant3:

LTE Band 5 - 1.4MHz Bandwidth								
Modulation	RB Size	RB Offset	Average Power (dBm)			Ant. Gain (dBi)	Max. ERP (dBm)	ERP Limit (dBm)
			20407	20525	20643			
			824.7MHz	836.5MHz	848.3MHz			
QPSK	1	0	24.58	24.64	24.65	-6.50	16.02	38.45
	1	2	24.55	24.67	24.61			
	1	5	24.53	24.52	24.57			
	3	0	23.52	23.70	23.72			
	3	1	23.59	23.68	23.73			
	3	2	23.54	23.72	23.68			
	6	0	23.57	23.71	23.64			
16QAM	1	0	23.61	23.76	23.72	-6.50	15.16	38.45
	1	2	23.75	23.65	23.75			
	1	5	23.60	23.62	23.81			
	3	0	22.62	22.74	22.85			
	3	1	22.57	22.75	22.85			
	3	2	22.65	22.76	22.88			
	6	0	22.55	22.64	22.81			
LTE Band 5 - 3MHz Bandwidth								
Modulation	RB Size	RB Offset	Average Power (dBm)			Ant. Gain (dBi)	Max. ERP (dBm)	ERP Limit (dBm)
			20415	20525	20635			
			825.5MHz	836.5MHz	847.5MHz			
QPSK	1	0	24.43	24.56	24.67	-6.50	16.10	38.45
	1	7	24.63	24.75	24.61			
	1	14	24.44	24.57	24.59			
	8	0	23.49	23.65	23.55			
	8	4	23.42	23.63	23.71			
	8	7	23.67	23.71	23.61			
	15	0	23.53	23.70	23.54			
16QAM	1	0	23.48	23.85	23.91	-6.50	15.29	38.45
	1	7	23.67	23.94	23.86			
	1	14	23.58	23.76	23.53			
	8	0	22.67	22.71	22.61			
	8	4	22.53	22.70	22.65			
	8	7	22.67	22.77	22.67			
	15	0	22.66	22.78	22.65			



LTE Band 5 - 5MHz Bandwidth								
Modulation	RB Size	RB Offset	Average Power (dBm)			Ant. Gain (dBi)	Max. ERP (dBm)	ERP Limit (dBm)
			20425	20525	20625			
			826.5MHz	836.5MHz	846.5MHz			
QPSK	1	0	24.63	24.70	24.67	-6.50	16.09	38.45
	1	12	24.71	24.62	24.74			
	1	24	24.54	24.71	24.63			
	12	0	23.68	23.70	23.69			
	12	6	23.67	23.69	23.70			
	12	11	23.74	23.73	23.81			
	25	0	23.73	23.75	23.74			
16QAM	1	0	23.84	23.85	23.80	-6.50	15.40	38.45
	1	12	23.99	24.05	23.99			
	1	24	23.78	23.86	23.93			
	12	0	22.68	22.68	22.75			
	12	6	22.67	22.75	22.76			
	12	11	22.73	22.85	22.77			
	25	0	22.80	22.80	22.76			
LTE Band 5 - 10MHz Bandwidth								
Modulation	RB Size	RB Offset	Average Power (dBm)			Ant. Gain (dBi)	Max. ERP (dBm)	ERP Limit (dBm)
			20450	20525	20600			
			829.0MHz	836.5MHz	844.0MHz			
QPSK	1	0	24.70	24.66	24.73	-6.50	16.09	38.45
	1	24	24.63	24.69	24.63			
	1	49	24.68	24.67	24.74			
	25	0	23.71	23.72	23.74			
	25	12	23.70	23.71	23.71			
	25	24	23.71	23.74	23.77			
	50	0	23.79	23.77	23.82			
16QAM	1	0	23.85	23.90	23.98	-6.50	15.33	38.45
	1	24	23.86	23.91	23.97			
	1	49	23.89	23.93	23.77			
	25	0	22.69	22.78	22.70			
	25	12	22.76	22.78	22.77			
	25	24	22.76	22.70	22.82			
	50	0	22.78	22.80	22.79			



LTE Band 7-Ant2:

LTE Band 7 - 5MHz Bandwidth								
Modulation	RB Size	RB Offset	Average Power (dBm)			Ant. Gain (dBi)	Max. EIRP (dBm)	EIRP Limit (dBm)
			20775	21100	21425			
			2502.5MHz	2535.0MHz	2567.5MHz			
QPSK	1	0	24.31	24.43	24.44	-5.50	19.05	33.00
	1	12	24.25	24.55	24.26			
	1	24	24.32	24.40	24.38			
	12	0	23.26	23.39	23.42			
	12	6	23.28	23.40	23.44			
	12	11	23.35	23.47	23.17			
	25	0	23.33	23.38	23.18			
16QAM	1	0	23.42	23.61	23.67	-5.50	18.17	33.00
	1	12	23.50	23.60	23.43			
	1	24	23.37	23.57	23.51			
	12	0	22.31	22.32	22.41			
	12	6	22.41	22.37	22.63			
	12	11	22.39	22.46	22.28			
	25	0	22.34	22.40	22.40			
LTE Band 7 - 10MHz Bandwidth								
Modulation	RB Size	RB Offset	Average Power (dBm)			Ant. Gain (dBi)	Max. EIRP (dBm)	EIRP Limit (dBm)
			20800	21100	21400			
			2505.0MHz	2535.0MHz	2565.0MHz			
QPSK	1	0	24.35	24.38	24.48	-5.50	18.98	33.00
	1	24	24.20	24.38	24.42			
	1	49	24.25	24.37	24.31			
	25	0	23.34	23.42	23.50			
	25	12	23.34	23.41	23.44			
	25	24	23.33	23.52	23.31			
	50	0	23.37	23.45	23.21			
16QAM	1	0	23.41	23.53	23.54	-5.50	18.18	33.00
	1	24	23.35	23.63	23.59			
	1	49	23.44	23.68	23.51			
	25	0	22.40	22.44	22.49			
	25	12	22.39	22.39	22.48			
	25	24	22.36	22.51	22.55			
	50	0	22.36	22.42	22.45			



LTE Band 7 - 15MHz Bandwidth								
Modulation	RB Size	RB Offset	Average Power (dBm)			Ant. Gain (dBi)	Max. EIRP (dBm)	EIRP Limit (dBm)
			20825	21100	21375			
			2507.5MHz	2535.0MHz	2562.5MHz			
QPSK	1	0	23.43	24.36	24.42	-5.50	18.92	33.00
	1	37	24.31	24.30	24.26			
	1	74	24.27	24.21	24.15			
	36	0	22.49	23.43	23.44			
	36	16	22.49	23.52	23.43			
	36	35	23.23	23.25	23.19			
	75	0	23.20	23.30	23.21			
16QAM	1	0	23.45	23.40	23.35	-5.50	18.01	33.00
	1	37	23.19	23.51	23.38			
	1	74	23.31	23.50	23.22			
	36	0	22.52	22.30	22.45			
	36	16	22.58	22.43	22.48			
	36	35	23.41	22.39	22.34			
	75	0	22.25	22.36	22.32			
LTE Band 7 - 20MHz Bandwidth								
Modulation	RB Size	RB Offset	Average Power (dBm)			Ant. Gain (dBi)	Max. EIRP (dBm)	EIRP Limit (dBm)
			20850	21100	21350			
			2510.0MHz	2535.0MHz	2560.0MHz			
QPSK	1	0	24.59	24.45	24.32	-5.50	19.09	33.00
	1	49	24.48	24.33	24.41			
	1	99	24.41	24.28	24.37			
	50	0	23.12	23.35	23.33			
	50	24	23.15	23.32	23.35			
	50	49	23.20	23.40	23.38			
	100	0	23.22	23.31	23.17			
16QAM	1	0	23.37	23.34	23.46	-5.50	17.96	33.00
	1	49	23.41	23.46	23.39			
	1	99	23.40	23.40	23.37			
	50	0	22.18	22.30	22.34			
	50	24	22.12	22.30	22.35			
	50	49	22.26	22.42	22.42			
	100	0	22.27	22.33	22.46			



LTE Band 7-Ant6:

LTE Band 7 - 5MHz Bandwidth								
Modulation	RB Size	RB Offset	Average Power (dBm)			Ant. Gain (dBi)	Max. EIRP (dBm)	EIRP Limit (dBm)
			20775	21100	21425			
			2502.5MHz	2535.0MHz	2567.5MHz			
QPSK	1	0	21.10	21.17	21.05	-1.00	20.17	33.00
	1	12	21.15	21.03	20.97			
	1	24	21.08	21.11	21.12			
	12	0	19.82	19.84	19.82			
	12	6	19.90	19.83	19.80			
	12	11	20.04	19.95	19.99			
	25	0	19.90	19.84	19.84			
16QAM	1	0	19.85	19.95	19.92	-1.00	19.17	33.00
	1	12	20.17	20.17	20.11			
	1	24	19.94	20.04	20.15			
	12	0	19.05	18.87	18.98			
	12	6	19.02	18.82	18.81			
	12	11	18.97	18.96	19.05			
	25	0	19.00	18.88	18.92			
LTE Band 7 - 10MHz Bandwidth								
Modulation	RB Size	RB Offset	Average Power (dBm)			Ant. Gain (dBi)	Max. EIRP (dBm)	EIRP Limit (dBm)
			20800	21100	21400			
			2505.0MHz	2535.0MHz	2565.0MHz			
QPSK	1	0	21.06	21.13	21.20	-1.00	20.20	33.00
	1	24	21.07	21.08	21.03			
	1	49	21.18	21.15	21.07			
	25	0	20.12	20.12	20.14			
	25	12	20.07	20.10	20.01			
	25	24	20.24	20.17	20.22			
	50	0	20.00	20.12	20.05			
16QAM	1	0	20.31	20.37	20.25	-1.00	19.40	33.00
	1	24	20.34	20.24	20.20			
	1	49	20.34	20.40	20.32			
	25	0	19.26	19.31	19.23			
	25	12	19.20	19.15	19.26			
	25	24	19.30	19.24	19.23			
	50	0	19.04	19.16	19.08			



LTE Band 7 - 15MHz Bandwidth								
Modulation	RB Size	RB Offset	Average Power (dBm)			Ant. Gain (dBi)	Max. EIRP (dBm)	EIRP Limit (dBm)
			20825	21100	21375			
			2507.5MHz	2535.0MHz	2562.5MHz			
QPSK	1	0	21.01	20.97	21.02	-1.00	20.02	33.00
	1	37	20.83	20.95	20.93			
	1	74	20.89	20.86	20.75			
	36	0	19.98	20.09	20.14			
	36	16	19.99	20.07	20.03			
	36	35	19.92	20.01	19.97			
	75	0	20.01	19.98	20.02			
16QAM	1	0	20.04	20.01	20.09	-1.00	19.30	33.00
	1	37	20.19	20.27	20.15			
	1	74	20.15	20.23	20.30			
	36	0	19.92	20.01	20.07			
	36	16	20.07	20.09	20.10			
	36	35	19.96	20.00	20.08			
	75	0	19.11	19.16	19.10			
LTE Band 7 - 20MHz Bandwidth								
Modulation	RB Size	RB Offset	Average Power (dBm)			Ant. Gain (dBi)	Max. EIRP (dBm)	EIRP Limit (dBm)
			20850	21100	21350			
			2510.0MHz	2535.0MHz	2560.0MHz			
QPSK	1	0	21.11	21.07	21.05	-1.00	20.16	33.00
	1	49	21.07	21.04	21.16			
	1	99	21.15	21.09	21.01			
	50	0	20.05	20.04	19.95			
	50	24	20.00	19.99	20.04			
	50	49	20.22	20.11	20.10			
	100	0	20.06	20.03	20.06			
16QAM	1	0	20.25	20.24	20.26	-1.00	19.45	33.00
	1	49	20.38	20.33	20.45			
	1	99	20.28	20.19	20.25			
	50	0	18.94	19.03	18.99			
	50	24	19.03	18.97	18.95			
	50	49	19.05	19.11	19.10			
	100	0	19.04	19.03	18.95			



LTE Band 12-Ant1:

LTE Band 12 - 1.4MHz Bandwidth								
Modulation	RB Size	RB Offset	Average Power (dBm)			Ant. Gain (dBi)	Max. ERP (dBm)	ERP Limit (dBm)
			23017	23095	23173			
			699.7MHz	707.5MHz	715.3MHz			
QPSK	1	0	25.00	25.04	25.00	-6.00	16.98	33.77
	1	2	24.99	25.13	25.01			
	1	5	25.04	25.04	24.96			
	3	0	23.89	23.97	23.96			
	3	1	23.88	23.96	23.91			
	3	2	23.91	23.98	24.02			
	6	0	23.87	23.90	23.89			
16QAM	1	0	24.17	24.20	24.14	-6.00	16.13	33.77
	1	2	24.28	24.26	24.20			
	1	5	24.06	24.22	24.14			
	3	0	23.08	23.05	23.06			
	3	1	23.06	23.11	23.12			
	3	2	22.99	23.08	23.13			
	6	0	22.96	22.91	23.08			
LTE Band 12 - 3MHz Bandwidth								
Modulation	RB Size	RB Offset	Average Power (dBm)			Ant. Gain (dBi)	Max. ERP (dBm)	ERP Limit (dBm)
			23025	23095	23165			
			700.5MHz	707.5MHz	714.5MHz			
QPSK	1	0	24.91	24.88	24.87	-6.00	16.86	33.77
	1	7	25.01	25.00	25.00			
	1	14	24.89	24.90	24.87			
	8	0	23.97	23.93	23.88			
	8	4	23.97	23.93	23.91			
	8	7	23.97	23.96	23.95			
	15	0	23.96	23.90	23.95			
16QAM	1	0	24.08	24.06	24.00	-6.00	16.14	33.77
	1	7	24.29	24.13	24.18			
	1	14	24.08	24.01	24.03			
	8	0	22.99	22.95	22.89			
	8	4	23.02	22.96	22.91			
	8	7	22.94	23.03	23.01			
	15	0	23.03	22.94	22.98			



LTE Band 12 - 5MHz Bandwidth								
Modulation	RB Size	RB Offset	Average Power (dBm)			Ant. Gain (dBi)	Max. ERP (dBm)	ERP Limit (dBm)
			23035	23095	23155			
			701.5MHz	707.5MHz	713.5MHz			
QPSK	1	0	24.89	25.03	24.96	-6.00	17.01	33.77
	1	12	25.07	25.16	25.08			
	1	24	24.91	25.00	24.96			
	12	0	23.89	23.95	23.95			
	12	6	23.91	23.95	23.87			
	12	11	23.98	24.01	23.98			
	25	0	23.99	23.95	24.01			
16QAM	1	0	24.01	24.04	24.20	-6.00	16.05	33.77
	1	12	24.18	24.15	24.10			
	1	24	24.13	24.03	24.13			
	12	0	22.87	22.92	22.91			
	12	6	22.83	22.99	22.92			
	12	11	23.02	23.06	23.00			
	25	0	23.01	22.95	22.99			
LTE Band 12 - 10MHz Bandwidth								
Modulation	RB Size	RB Offset	Average Power (dBm)			Ant. Gain (dBi)	Max. ERP (dBm)	ERP Limit (dBm)
			23060	23095	23130			
			704.0MHz	707.5MHz	711.0MHz			
QPSK	1	0	25.01	25.06	24.97	-6.00	16.91	33.77
	1	24	24.96	24.99	24.96			
	1	49	24.91	24.96	24.92			
	25	0	23.92	23.99	23.94			
	25	12	23.95	23.99	23.96			
	25	24	23.97	24.02	24.00			
	50	0	24.03	23.97	24.02			
16QAM	1	0	24.15	24.17	24.11	-6.00	16.03	33.77
	1	24	24.17	24.18	24.04			
	1	49	24.16	24.10	24.17			
	25	0	22.95	22.98	22.91			
	25	12	22.97	22.98	22.92			
	25	24	23.00	23.04	23.06			
	50	0	23.01	22.98	23.00			



LTE Band 12-Ant3:

LTE Band 12 - 1.4MHz Bandwidth								
Modulation	RB Size	RB Offset	Average Power (dBm)			Ant. Gain (dBi)	Max. ERP (dBm)	ERP Limit (dBm)
			23017	23095	23173			
			699.7MHz	707.5MHz	715.3MHz			
QPSK	1	0	22.89	22.89	22.97	-4.30	18.74	33.77
	1	2	22.90	22.99	22.98			
	1	5	22.85	22.95	23.04			
	3	0	21.95	21.95	21.88			
	3	1	21.97	21.96	21.98			
	3	2	21.86	21.97	21.92			
	6	0	21.80	21.86	21.86			
16QAM	1	0	21.86	21.82	21.88	-4.30	17.65	33.77
	1	2	21.93	21.94	21.88			
	1	5	21.89	21.95	21.83			
	3	0	20.90	20.84	20.93			
	3	1	20.88	20.87	20.93			
	3	2	20.75	20.87	20.98			
	6	0	20.87	20.77	20.89			
LTE Band 12 - 3MHz Bandwidth								
Modulation	RB Size	RB Offset	Average Power (dBm)			Ant. Gain (dBi)	Max. ERP (dBm)	ERP Limit (dBm)
			23025	23095	23165			
			700.5MHz	707.5MHz	714.5MHz			
QPSK	1	0	22.66	22.64	22.65	-4.30	18.64	33.77
	1	7	22.82	22.82	22.94			
	1	14	22.59	22.69	22.80			
	8	0	21.58	21.69	21.80			
	8	4	21.62	21.70	21.58			
	8	7	21.87	21.76	21.78			
	15	0	21.69	21.69	21.61			
16QAM	1	0	21.74	21.73	21.76	-4.30	17.69	33.77
	1	7	21.80	21.89	21.99			
	1	14	21.85	21.79	21.86			
	8	0	20.81	20.69	20.69			
	8	4	20.62	20.70	20.81			
	8	7	20.73	20.79	20.90			
	15	0	20.74	20.74	20.71			



LTE Band 12 - 5MHz Bandwidth								
Modulation	RB Size	RB Offset	Average Power (dBm)			Ant. Gain (dBi)	Max. ERP (dBm)	ERP Limit (dBm)
			23035	23095	23155			
			701.5MHz	707.5MHz	713.5MHz			
QPSK	1	0	22.60	22.72	22.82	-4.30	18.57	33.77
	1	12	22.86	22.87	22.86			
	1	24	22.67	22.73	22.65			
	12	0	21.70	21.70	21.77			
	12	6	21.80	21.70	21.75			
	12	11	21.77	21.78	21.76			
	25	0	21.71	21.72	21.79			
16QAM	1	0	21.89	22.01	21.98	-4.30	17.81	33.77
	1	12	22.11	22.00	21.96			
	1	24	21.97	21.93	21.91			
	12	0	20.61	20.69	20.63			
	12	6	20.72	20.73	20.64			
	12	11	20.95	20.83	20.88			
	25	0	20.71	20.73	20.68			
LTE Band 12 - 10MHz Bandwidth								
Modulation	RB Size	RB Offset	Average Power (dBm)			Ant. Gain (dBi)	Max. ERP (dBm)	ERP Limit (dBm)
			23060	23095	23130			
			704.0MHz	707.5MHz	711.0MHz			
QPSK	1	0	22.95	23.04	23.01	-4.30	18.74	33.77
	1	24	23.02	22.95	22.91			
	1	49	22.93	22.89	22.92			
	25	0	21.87	21.92	21.91			
	25	12	21.86	21.82	21.90			
	25	24	21.93	21.91	21.99			
	50	0	21.80	21.83	21.73			
16QAM	1	0	21.93	22.03	21.99	-4.30	17.90	33.77
	1	24	22.15	22.07	22.09			
	1	49	22.04	22.14	22.20			
	25	0	21.11	21.00	21.08			
	25	12	20.88	21.00	20.95			
	25	24	20.98	21.06	20.98			
	50	0	20.94	20.96	20.86			



LTE Band 17-Ant1:

LTE Band 17 - 5MHz Bandwidth								
Modulation	RB Size	RB Offset	Average Power (dBm)			Ant. Gain (dBi)	Max. ERP (dBm)	ERP Limit (dBm)
			23755	23790	23825			
			706.5MHz	710.0MHz	713.5MHz			
QPSK	1	0	24.82	24.95	24.95	-6.00	16.96	33.77
	1	12	25.08	25.11	25.07			
	1	24	25.05	24.98	24.82			
	12	0	23.78	23.96	23.93			
	12	6	23.84	23.97	23.92			
	12	11	24.01	24.01	23.97			
	25	0	24.01	23.98	23.97			
16QAM	1	0	24.17	24.09	23.93	-6.00	16.05	33.77
	1	12	24.20	24.13	24.14			
	1	24	24.14	24.14	23.94			
	12	0	22.86	22.98	22.92			
	12	6	22.86	23.03	22.99			
	12	11	23.12	23.00	22.97			
	25	0	22.99	22.96	22.98			
LTE Band 17 - 10MHz Bandwidth								
Modulation	RB Size	RB Offset	Average Power (dBm)			Ant. Gain (dBi)	Max. ERP (dBm)	ERP Limit (dBm)
			23780	23790	23800			
			709.0MHz	710.0MHz	711.0MHz			
QPSK	1	0	24.96	25.07	25.00	-6.00	16.92	33.77
	1	24	25.00	25.03	24.99			
	1	49	24.90	24.98	24.91			
	25	0	23.98	23.96	24.00			
	25	12	23.97	23.99	24.01			
	25	24	24.02	24.03	24.01			
	50	0	23.98	24.00	23.94			
16QAM	1	0	23.92	24.12	24.14	-6.00	16.11	33.77
	1	24	24.23	24.26	24.16			
	1	49	24.19	24.15	24.11			
	25	0	23.02	23.03	23.03			
	25	12	23.02	22.99	23.03			
	25	24	23.09	23.06	23.11			
	50	0	22.99	22.97	22.97			



LTE Band 17-Ant3:

LTE Band 17 - 5MHz Bandwidth								
Modulation	RB Size	RB Offset	Average Power (dBm)			Ant. Gain (dBi)	Max. ERP (dBm)	ERP Limit (dBm)
			23755	23790	23825			
			706.5MHz	710.0MHz	713.5MHz			
QPSK	1	0	23.06	23.15	23.05	-4.30	16.70	33.77
	1	12	23.08	23.13	23.11			
	1	24	23.05	23.07	23.03			
	12	0	22.12	22.12	22.02			
	12	6	22.23	22.14	22.13			
	12	11	22.19	22.17	22.20			
	25	0	22.18	22.11	22.07			
16QAM	1	0	22.34	22.23	22.30	-4.30	15.89	33.77
	1	12	22.29	22.25	22.31			
	1	24	22.20	22.28	22.25			
	12	0	21.22	21.35	21.28			
	12	6	21.32	21.27	21.17			
	12	11	21.19	21.16	21.26			
	25	0	21.30	21.25	21.26			
LTE Band 17 - 10MHz Bandwidth								
Modulation	RB Size	RB Offset	Average Power (dBm)			Ant. Gain (dBi)	Max. ERP (dBm)	ERP Limit (dBm)
			23780	23790	23800			
			709.0MHz	710.0MHz	711.0MHz			
QPSK	1	0	23.04	23.09	23.04	-4.30	16.69	33.77
	1	24	23.04	23.13	23.14			
	1	49	23.01	23.04	23.09			
	25	0	22.11	22.13	22.24			
	25	12	22.13	22.14	22.24			
	25	24	22.18	22.19	22.21			
	50	0	22.02	22.13	22.25			
16QAM	1	0	22.20	22.32	22.24	-4.30	16.02	33.77
	1	24	22.47	22.39	22.36			
	1	49	22.17	22.23	22.30			
	25	0	21.33	21.36	21.25			
	25	12	21.23	21.15	21.18			
	25	24	21.25	21.23	21.34			
	50	0	21.22	21.33	21.24			



LTE Band 41-Ant2:

LTE Band 41 - 5MHz Bandwidth								
Modulation	RB Size	RB Offset	Average Power (dBm)			Ant. Gain (dBi)	Max. EIRP (dBm)	EIRP Limit (dBm)
			40265	40740	41215			
			2557.5MHz	2605.0MHz	2652.5MHz			
QPSK	1	0	25.43	25.47	25.36	-5.50	20.14	33.00
	1	12	25.64	25.51	25.45			
	1	24	25.35	25.49	25.49			
	12	0	24.28	24.43	24.48			
	12	6	24.69	24.51	24.67			
	12	11	24.29	24.47	24.39			
	25	0	24.53	24.38	24.23			
16QAM	1	0	24.73	24.61	24.73	-5.50	19.3	33.00
	1	12	24.58	24.71	24.80			
	1	24	24.51	24.62	24.68			
	12	0	23.44	23.43	23.46			
	12	6	23.54	23.62	23.78			
	12	11	23.63	23.49	23.60			
	25	0	23.57	23.42	23.54			
LTE Band 41 - 10MHz Bandwidth								
Modulation	RB Size	RB Offset	Average Power (dBm)			Ant. Gain (dBi)	Max. EIRP (dBm)	EIRP Limit (dBm)
			40290	40740	41190			
			2560.0MHz	2605.0MHz	2650.0MHz			
QPSK	1	0	25.47	25.31	25.47	-5.50	20.05	33.00
	1	24	25.55	25.44	25.53			
	1	49	25.48	25.41	25.45			
	25	0	24.23	24.36	24.34			
	25	12	24.36	24.47	24.57			
	25	24	24.46	24.45	24.36			
	50	0	24.20	24.24	24.46			
16QAM	1	0	24.32	24.32	24.22	-5.50	19.09	33.00
	1	24	24.48	24.42	24.32			
	1	49	24.51	24.59	24.48			
	25	0	23.48	23.43	23.36			
	25	12	23.26	23.45	23.42			
	25	24	23.55	23.49	23.48			
	50	0	23.55	23.38	23.39			



LTE Band 41 - 15MHz Bandwidth								
Modulation	RB Size	RB Offset	Average Power (dBm)			Ant. Gain (dBi)	Max. EIRP (dBm)	EIRP Limit (dBm)
			40315	40740	41165			
			2562.5MHz	2605.0MHz	2647.5MHz			
QPSK	1	0	25.37	25.44	25.35	-5.50	20.08	33.00
	1	37	25.51	25.45	25.58			
	1	74	25.32	25.41	25.52			
	36	0	24.36	24.24	24.28			
	36	16	24.26	24.27	24.43			
	36	35	24.32	24.30	24.44			
	75	0	24.21	24.25	24.39			
16QAM	1	0	24.86	24.79	24.96	-5.50	19.46	33.00
	1	37	24.43	24.56	24.55			
	1	74	24.59	24.68	24.49			
	36	0	23.14	23.25	23.26			
	36	16	23.37	23.26	23.26			
	36	35	23.16	23.35	23.19			
	75	0	23.40	23.27	23.30			
LTE Band 41 - 20MHz Bandwidth								
Modulation	RB Size	RB Offset	Average Power (dBm)			Ant. Gain (dBi)	Max. EIRP (dBm)	EIRP Limit (dBm)
			40340	40740	41140			
			2565.0MHz	2605.0MHz	2645.0MHz			
QPSK	1	0	25.51	25.45	25.61	-5.50	20.11	33.00
	1	49	25.43	25.32	25.57			
	1	99	25.44	25.47	25.32			
	50	0	24.21	24.25	24.14			
	50	24	24.11	24.27	24.20			
	50	49	24.34	24.32	24.31			
	100	0	24.24	24.21	24.21			
16QAM	1	0	24.27	24.38	24.51	-5.50	19.21	33.00
	1	49	24.58	24.62	24.47			
	1	99	24.59	24.68	24.71			
	50	0	23.14	23.28	23.24			
	50	24	23.17	23.29	23.40			
	50	49	23.42	23.38	23.55			
	100	0	23.23	23.42	23.40			



LTE Band 41-Ant6:

LTE Band 41 - 5MHz Bandwidth								
Modulation	RB Size	RB Offset	Average Power (dBm)			Ant. Gain (dBi)	Max. EIRP (dBm)	EIRP Limit (dBm)
			40265	40740	41215			
			2557.5MHz	2605.0MHz	2652.5MHz			
QPSK	1	0	23.31	23.33	23.29	-1.00	22.45	33.00
	1	12	23.44	23.35	23.45			
	1	24	23.34	23.37	23.30			
	12	0	22.27	22.24	22.26			
	12	6	22.27	22.17	22.20			
	12	11	22.30	22.31	22.32			
	25	0	22.24	22.20	22.24			
16QAM	1	0	22.55	22.49	22.48	-1.00	21.57	33.00
	1	12	22.47	22.57	22.53			
	1	24	22.53	22.54	22.51			
	12	0	21.36	21.27	21.26			
	12	6	21.34	21.29	21.30			
	12	11	21.33	21.35	21.39			
	25	0	21.27	21.26	21.32			
LTE Band 41 - 10MHz Bandwidth								
Modulation	RB Size	RB Offset	Average Power (dBm)			Ant. Gain (dBi)	Max. EIRP (dBm)	EIRP Limit (dBm)
			40290	40740	41190			
			2560.0MHz	2605.0MHz	2650.0MHz			
QPSK	1	0	23.27	23.34	23.30	-1.00	22.41	33.00
	1	24	23.26	23.27	23.41			
	1	49	23.35	23.23	23.25			
	25	0	22.26	22.28	22.28			
	25	12	22.25	22.27	22.37			
	25	24	22.32	22.37	22.37			
	50	0	22.20	22.26	22.29			
16QAM	1	0	22.40	22.41	22.45	-1.00	21.56	33.00
	1	24	22.48	22.46	22.39			
	1	49	22.56	22.45	22.39			
	25	0	21.23	21.30	21.38			
	25	12	21.41	21.25	21.38			
	25	24	21.33	21.39	21.37			
	50	0	21.33	21.27	21.29			



LTE Band 41 - 15MHz Bandwidth								
Modulation	RB Size	RB Offset	Average Power (dBm)			Ant. Gain (dBi)	Max. EIRP (dBm)	EIRP Limit (dBm)
			40315	40740	41165			
			2562.5MHz	2605.0MHz	2647.5MHz			
QPSK	1	0	23.14	23.05	23.07	-1.00	22.16	33.00
	1	37	23.12	23.06	22.95			
	1	74	23.14	23.13	23.16			
	36	0	22.19	22.28	22.26			
	36	16	22.13	22.14	22.10			
	36	35	22.23	22.26	22.21			
	75	0	22.04	22.11	22.22			
16QAM	1	0	22.32	22.29	22.32	-1.00	21.39	33.00
	1	37	22.24	22.34	22.39			
	1	74	22.35	22.31	22.35			
	36	0	21.30	21.29	21.33			
	36	16	21.21	21.32	21.17			
	36	35	21.29	21.35	21.20			
	75	0	21.26	21.33	21.31			
LTE Band 41 - 20MHz Bandwidth								
Modulation	RB Size	RB Offset	Average Power (dBm)			Ant. Gain (dBi)	Max. EIRP (dBm)	EIRP Limit (dBm)
			40340	40740	41140			
			2565.0MHz	2605.0MHz	2645.0MHz			
QPSK	1	0	23.29	23.34	23.27	-1.00	22.41	33.00
	1	49	23.26	23.41	23.38			
	1	99	23.27	23.33	23.28			
	50	0	22.30	22.24	22.15			
	50	24	22.25	22.21	22.27			
	50	49	22.26	22.34	22.23			
	100	0	22.11	22.23	22.31			
16QAM	1	0	22.34	22.28	22.30	-1.00	21.41	33.00
	1	49	22.37	22.41	22.41			
	1	99	22.39	22.33	22.31			
	50	0	21.23	21.12	21.32			
	50	24	21.38	21.33	21.24			
	50	49	21.35	21.27	21.27			
	100	0	21.24	21.28	21.29			



LTE Band 41-Ant4:

LTE Band 41 - 5MHz Bandwidth								
Modulation	RB Size	RB Offset	Average Power (dBm)			Ant. Gain (dBi)	Max. EIRP (dBm)	EIRP Limit (dBm)
			40265	40740	41215			
			2557.5MHz	2605.0MHz	2652.5MHz			
QPSK	1	0	25.70	25.78	25.80	-1.40	24.61	33.00
	1	12	25.89	25.86	25.95			
	1	24	26.01	25.90	25.86			
	12	0	24.74	24.85	24.88			
	12	6	24.83	24.88	24.95			
	12	11	24.92	24.87	25.05			
	25	0	24.69	24.78	24.83			
16QAM	1	0	24.92	25.07	25.21	-1.40	23.83	33.00
	1	12	24.91	25.09	25.17			
	1	24	25.23	25.03	25.13			
	12	0	23.70	23.87	24.02			
	12	6	23.88	23.79	23.72			
	12	11	23.94	23.81	23.81			
	25	0	23.74	23.82	23.91			
LTE Band 41 - 10MHz Bandwidth								
Modulation	RB Size	RB Offset	Average Power (dBm)			Ant. Gain (dBi)	Max. EIRP (dBm)	EIRP Limit (dBm)
			40290	40740	41190			
			2560.0MHz	2605.0MHz	2650.0MHz			
QPSK	1	0	25.71	25.80	25.84	-1.40	24.65	33.00
	1	24	25.85	25.93	26.05			
	1	49	26.01	25.90	25.86			
	25	0	24.80	24.86	24.83			
	25	12	24.86	24.83	24.71			
	25	24	24.69	24.81	24.66			
	50	0	24.94	24.85	24.77			
16QAM	1	0	24.93	24.94	25.11	-1.40	23.77	33.00
	1	24	25.17	25.07	25.02			
	1	49	25.05	25.02	25.01			
	25	0	23.64	23.84	23.70			
	25	12	23.76	23.79	23.64			
	25	24	24.01	23.91	23.91			
	50	0	23.57	23.72	23.67			



LTE Band 41 - 15MHz Bandwidth								
Modulation	RB Size	RB Offset	Average Power (dBm)			Ant. Gain (dBi)	Max. EIRP (dBm)	EIRP Limit (dBm)
			40315	40740	41165			
			2562.5MHz	2605.0MHz	2647.5MHz			
QPSK	1	0	25.65	25.46	25.38	-1.40	24.31	33.00
	1	37	25.71	25.51	25.37			
	1	74	25.55	25.61	25.64			
	36	0	24.49	24.69	24.72			
	36	16	24.71	24.54	24.49			
	36	35	24.57	24.45	24.60			
	75	0	24.26	24.46	24.35			
16QAM	1	0	24.99	24.85	24.86	-1.40	23.71	33.00
	1	37	24.94	24.94	25.01			
	1	74	25.11	24.99	25.02			
	36	0	23.75	23.62	23.60			
	36	16	23.68	23.51	23.40			
	36	35	23.58	23.61	23.61			
	75	0	23.40	23.49	23.64			
LTE Band 41 - 20MHz Bandwidth								
Modulation	RB Size	RB Offset	Average Power (dBm)			Ant. Gain (dBi)	Max. EIRP (dBm)	EIRP Limit (dBm)
			40340	40740	41140			
			2565.0MHz	2605.0MHz	2645.0MHz			
QPSK	1	0	25.79	25.85	25.91	-1.40	24.51	33.00
	1	49	25.69	25.54	25.60			
	1	99	25.80	25.74	25.91			
	50	0	24.46	24.56	24.42			
	50	24	24.56	24.51	24.63			
	50	49	24.66	24.56	24.53			
	100	0	24.36	24.54	24.66			
16QAM	1	0	24.89	24.74	24.90	-1.40	23.61	33.00
	1	49	25.01	24.81	24.61			
	1	99	24.64	24.82	24.85			
	50	0	23.54	23.56	23.36			
	50	24	23.60	23.66	23.77			
	50	49	23.65	23.73	23.65			
	100	0	23.82	23.67	23.52			



LTE Band 41-Ant8:

LTE Band 41 - 5MHz Bandwidth								
Modulation	RB Size	RB Offset	Average Power (dBm)			Ant. Gain (dBi)	Max. EIRP (dBm)	EIRP Limit (dBm)
			40265	40740	41215			
			2557.5MHz	2605.0MHz	2652.5MHz			
QPSK	1	0	23.08	23.04	22.98	-2.90	20.25	33.00
	1	12	23.09	23.15	23.04			
	1	24	23.12	23.01	22.99			
	12	0	22.05	22.04	22.08			
	12	6	22.19	22.07	22.14			
	12	11	22.10	22.05	21.96			
	25	0	22.11	22.09	22.18			
16QAM	1	0	22.32	22.31	22.27	-2.90	19.55	33.00
	1	12	22.28	22.30	22.33			
	1	24	22.29	22.33	22.45			
	12	0	21.30	21.32	21.35			
	12	6	21.24	21.36	21.25			
	12	11	21.26	21.31	21.29			
	25	0	21.21	21.29	21.27			
LTE Band 41 - 10MHz Bandwidth								
Modulation	RB Size	RB Offset	Average Power (dBm)			Ant. Gain (dBi)	Max. EIRP (dBm)	EIRP Limit (dBm)
			40290	40740	41190			
			2560.0MHz	2605.0MHz	2650.0MHz			
QPSK	1	0	23.05	23.01	22.95	-2.90	20.22	33.00
	1	24	23.06	23.12	23.01			
	1	49	23.09	22.98	22.96			
	25	0	22.02	22.01	22.05			
	25	12	22.16	22.04	22.11			
	25	24	22.07	22.02	21.93			
	50	0	22.08	22.06	22.15			
16QAM	1	0	22.27	22.29	22.24	-2.90	19.52	33.00
	1	24	22.25	22.30	22.30			
	1	49	22.26	22.31	22.42			
	25	0	21.32	21.20	21.27			
	25	12	21.30	21.27	21.25			
	25	24	21.28	21.19	21.35			
	50	0	21.19	21.26	21.24			



LTE Band 41 - 15MHz Bandwidth								
Modulation	RB Size	RB Offset	Average Power (dBm)			Ant. Gain (dBi)	Max. EIRP (dBm)	EIRP Limit (dBm)
			40315	40740	41165			
			2562.5MHz	2605.0MHz	2647.5MHz			
QPSK	1	0	23.05	23.07	23.09	-2.90	20.41	33.00
	1	37	23.19	23.27	23.31			
	1	74	22.93	23.05	22.93			
	36	0	22.09	22.15	22.15			
	36	16	22.14	22.17	22.09			
	36	35	22.07	22.13	22.12			
	75	0	22.15	22.07	22.15			
16QAM	1	0	22.28	22.35	22.29	-2.90	19.45	33.00
	1	37	22.32	22.31	22.31			
	1	74	22.19	22.27	22.29			
	36	0	21.28	21.25	21.31			
	36	16	21.32	21.36	21.29			
	36	35	21.37	21.32	21.30			
	75	0	21.27	21.29	21.27			
LTE Band 41 - 20MHz Bandwidth								
Modulation	RB Size	RB Offset	Average Power (dBm)			Ant. Gain (dBi)	Max. EIRP (dBm)	EIRP Limit (dBm)
			40340	40740	41140			
			2565.0MHz	2605.0MHz	2645.0MHz			
QPSK	1	0	23.01	23.05	23.17	-2.90	20.27	33.00
	1	49	23.13	23.11	23.06			
	1	99	23.10	23.07	23.08			
	50	0	22.19	22.10	22.14			
	50	24	22.02	22.12	22.02			
	50	49	22.25	22.18	22.14			
	100	0	22.17	22.13	22.06			
16QAM	1	0	22.23	22.19	22.20	-2.90	19.39	33.00
	1	49	22.24	22.22	22.29			
	1	99	22.23	22.17	22.24			
	50	0	21.22	21.18	21.19			
	50	24	21.25	21.29	21.25			
	50	49	21.25	21.21	21.26			
	100	0	21.17	21.15	21.18			



LTE Band 7C-Ant2:

LTE Band 7C - 10MHz+20MHz Bandwidth								
Bandwidth	CC1 Frequency (MHz)	CC2 Frequency (MHz)	CC1 RB	CC1 RB	CC2 RB	CC2 RB	Conducted Average (dBm)	
			Size	Offset	Size	Offset	QPSK	16QAM
10MHz / 20MHz	2505.5	2519.9	1	49	1	0	23.76	23.03
			50	0	100	0	21.90	20.93
	2525.6	2540.0	1	49	1	0	23.83	23.04
			50	0	100	0	21.94	20.98
	2545.6	2560.0	1	49	1	0	23.79	23.10
			50	0	100	0	21.87	20.92
Antenna Gain (dBi)							-5.50	-5.50
Max. EIRP (dBm)							16.18	15.45
EIRP Limit (dBm)							33.00	33.00

LTE Band 7C - 15MHz+10MHz Bandwidth								
Bandwidth	CC1 Frequency (MHz)	CC2 Frequency (MHz)	CC1 RB	CC1 RB	CC2 RB	CC2 RB	Conducted Average (dBm)	
			Size	Offset	Size	Offset	QPSK	16QAM
15MHz / 10MHz	2507.5	2519.5	1	74	1	0	23.89	23.35
			75	0	50	0	21.92	20.98
	2530.1	2542.1	1	74	1	0	23.81	23.36
			75	0	50	0	21.95	20.98
	2552.7	2564.7	1	74	1	0	23.88	23.26
			75	0	50	0	21.87	20.91
Antenna Gain (dBi)							-5.50	-5.50
Max. EIRP (dBm)							16.24	15.71
EIRP Limit (dBm)							33.00	33.00



LTE Band 7C - 15MHz+15MHz Bandwidth								
Bandwidth	CC1 Frequency (MHz)	CC2 Frequency (MHz)	CC1 RB	CC1 RB	CC2 RB	CC2 RB	Conducted Average (dBm)	
			Size	Offset	Size	Offset	QPSK	16QAM
15MHz / 15MHz	2507.5	2522.5	1	74	1	0	23.78	23.17
			75	0	75	0	21.81	20.90
	2527.5	2542.5	1	74	1	0	21.82	23.17
			75	0	75	0	21.95	20.97
	2547.5	2562.5	1	74	1	0	23.70	23.04
			75	0	75	0	21.88	20.92
Antenna Gain (dBi)							-5.50	-5.50
Max. EIRP (dBm)							16.13	15.52
EIRP Limit (dBm)							33.00	33.00

LTE Band 7C - 15MHz+20MHz Bandwidth								
Bandwidth	CC1 Frequency (MHz)	CC2 Frequency (MHz)	CC1 RB	CC1 RB	CC2 RB	CC2 RB	Conducted Average (dBm)	
			Size	Offset	Size	Offset	QPSK	16QAM
15MHz / 20MHz	2507.8	2524.9	1	74	1	0	23.90	22.98
			75	0	100	0	21.93	20.80
	2525.3	2542.4	1	74	1	0	23.79	23.03
			75	0	100	0	21.91	20.96
	2542.9	2560.0	1	74	1	0	23.84	23.08
			75	0	100	0	21.94	20.93
Antenna Gain (dBi)							-5.50	-5.50
Max. EIRP (dBm)							16.25	15.43
EIRP Limit (dBm)							33.00	33.00



LTE Band 7C - 20MHz+10MHz Bandwidth								
Bandwidth	CC1 Frequency (MHz)	CC2 Frequency (MHz)	CC1 RB	CC1 RB	CC2 RB	CC2 RB	Conducted Average (dBm)	
			Size	Offset	Size	Offset	QPSK	16QAM
20MHz / 10MHz	2510.0	2524.4	1	99	1	0	23.82	23.03
			100	0	50	0	21.95	21.01
	2530.1	2544.5	1	99	1	0	23.91	23.17
			100	0	50	0	21.95	20.96
	2550.1	2564.5	1	99	1	0	23.85	23.08
			100	0	50	0	21.88	20.91
Antenna Gain (dBi)							-5.50	-5.50
Max. EIRP (dBm)							16.26	15.52
EIRP Limit (dBm)							33.00	33.00

LTE Band 7C - 20MHz+15MHz Bandwidth								
Bandwidth	CC1 Frequency (MHz)	CC2 Frequency (MHz)	CC1 RB	CC1 RB	CC2 RB	CC2 RB	Conducted Average (dBm)	
			Size	Offset	Size	Offset	QPSK	16QAM
20MHz / 15MHz	2510.0	2527.1	1	99	1	0	23.88	23.13
			100	0	75	0	21.96	20.91
	2527.6	2544.7	1	99	1	0	23.85	23.07
			100	0	75	0	21.88	20.94
	2545.1	2562.2	1	99	1	0	23.90	23.04
			100	0	75	0	21.88	20.86
Antenna Gain (dBi)							-5.50	-5.50
Max. EIRP (dBm)							16.25	15.48
EIRP Limit (dBm)							33.00	33.00



LTE Band 7C - 20MHz+20MHz Bandwidth									
Bandwidth	CC1 Frequency (MHz)	CC2 Frequency (MHz)	CC1 RB	CC1 RB	CC2 RB	CC2 RB	Conducted Average (dBm)		
			Size	Offset	Size	Offset	QPSK	16QAM	
20MHz / 20MHz	2510.0	2529.8	1	99	1	0	23.73	23.11	
			1	0	1	99	14.26	13.79	
			100	0	100	0	21.82	20.84	
	2525.1	2544.9	1	99	1	0	23.79	23.14	
			1	0	1	99	14.37	13.91	
			100	0	100	0	21.96	20.99	
	2540.2	2560.0	1	99	1	0	23.64	23.03	
			1	0	1	99	14.48	13.88	
			100	0	100	0	21.91	20.95	
	Antenna Gain (dBi)							-5.50	-5.50
	Max. EIRP (dBm)							16.14	15.49
	EIRP Limit (dBm)							33.00	33.00



LTE Band 7C-Ant6:

LTE Band 7C - 10MHz+20MHz Bandwidth								
Bandwidth	CC1 Frequency (MHz)	CC2 Frequency (MHz)	CC1 RB	CC1 RB	CC2 RB	CC2 RB	Conducted Average (dBm)	
			Size	Offset	Size	Offset	QPSK	16QAM
10MHz / 20MHz	2505.5	2519.9	1	49	1	0	22.68	22.02
			50	0	100	0	20.73	19.84
	2525.6	2540.0	1	49	1	0	22.67	21.98
			50	0	100	0	20.74	19.76
	2545.6	2560.0	1	49	1	0	22.69	22.09
			50	0	100	0	20.84	19.81
Antenna Gain (dBi)							-1.00	-1.00
Max. EIRP (dBm)							19.54	18.94
EIRP Limit (dBm)							33.00	33.00

LTE Band 7C - 15MHz+10MHz Bandwidth								
Bandwidth	CC1 Frequency (MHz)	CC2 Frequency (MHz)	CC1 RB	CC1 RB	CC2 RB	CC2 RB	Conducted Average (dBm)	
			Size	Offset	Size	Offset	QPSK	16QAM
15MHz / 10MHz	2507.5	2519.5	1	74	1	0	22.80	22.04
			75	0	50	0	20.75	19.80
	2530.1	2542.1	1	74	1	0	22.79	22.10
			75	0	50	0	20.84	19.81
	2552.7	2564.7	1	74	1	0	22.74	22.12
			75	0	50	0	20.88	19.82
Antenna Gain (dBi)							-1.00	-1.00
Max. EIRP (dBm)							19.65	18.97
EIRP Limit (dBm)							33.00	33.00



LTE Band 7C - 15MHz+15MHz Bandwidth								
Bandwidth	CC1 Frequency (MHz)	CC2 Frequency (MHz)	CC1 RB	CC1 RB	CC2 RB	CC2 RB	Conducted Average (dBm)	
			Size	Offset	Size	Offset	QPSK	16QAM
15MHz / 15MHz	2507.5	2522.5	1	74	1	0	22.76	22.08
			75	0	75	0	20.79	19.72
	2527.5	2542.5	1	74	1	0	22.83	22.16
			75	0	75	0	20.84	19.83
	2547.5	2562.5	1	74	1	0	22.81	22.12
			75	0	75	0	20.82	19.78
Antenna Gain (dBi)							-1.00	-1.00
Max. EIRP (dBm)							19.68	19.01
EIRP Limit (dBm)							33.00	33.00

LTE Band 7C - 15MHz+20MHz Bandwidth								
Bandwidth	CC1 Frequency (MHz)	CC2 Frequency (MHz)	CC1 RB	CC1 RB	CC2 RB	CC2 RB	Conducted Average (dBm)	
			Size	Offset	Size	Offset	QPSK	16QAM
15MHz / 20MHz	2507.8	2524.9	1	74	1	0	22.76	22.08
			75	0	100	0	20.79	19.72
	2525.3	2542.4	1	74	1	0	22.83	22.16
			75	0	100	0	20.84	19.83
	2542.9	2560.0	1	74	1	0	22.81	22.12
			75	0	100	0	20.82	19.78
Antenna Gain (dBi)							-1.00	-1.00
Max. EIRP (dBm)							19.68	19.01
EIRP Limit (dBm)							33.00	33.00



LTE Band 7C - 20MHz+10MHz Bandwidth								
Bandwidth	CC1 Frequency (MHz)	CC2 Frequency (MHz)	CC1 RB	CC1 RB	CC2 RB	CC2 RB	Conducted Average (dBm)	
			Size	Offset	Size	Offset	QPSK	16QAM
20MHz / 10MHz	2510.0	2524.4	1	99	1	0	22.73	22.03
			100	0	50	0	20.77	19.74
	2530.1	2544.5	1	99	1	0	22.80	22.10
			100	0	50	0	20.85	19.82
	2550.1	2564.5	1	99	1	0	22.70	21.98
			100	0	50	0	20.79	19.72
Antenna Gain (dBi)							-1.00	-1.00
Max. EIRP (dBm)							19.65	18.95
EIRP Limit (dBm)							33.00	33.00

LTE Band 7C - 20MHz+15MHz Bandwidth								
Bandwidth	CC1 Frequency (MHz)	CC2 Frequency (MHz)	CC1 RB	CC1 RB	CC2 RB	CC2 RB	Conducted Average (dBm)	
			Size	Offset	Size	Offset	QPSK	16QAM
20MHz / 15MHz	2510.0	2527.1	1	99	1	0	22.88	23.13
			100	0	75	0	20.96	20.91
	2527.6	2544.7	1	99	1	0	22.85	23.07
			100	0	75	0	20.88	20.94
	2545.1	2562.2	1	99	1	0	22.90	23.04
			100	0	75	0	20.88	20.86
Antenna Gain (dBi)							-1.00	-1.00
Max. EIRP (dBm)							19.75	19.98
EIRP Limit (dBm)							33.00	33.00



LTE Band 7C - 20MHz+20MHz Bandwidth									
Bandwidth	CC1 Frequency (MHz)	CC2 Frequency (MHz)	CC1 RB	CC1 RB	CC2 RB	CC2 RB	Conducted Average (dBm)		
			Size	Offset	Size	Offset	QPSK	16QAM	
20MHz / 20MHz	2510.0	2529.8	1	99	1	0	22.35	21.85	
			1	0	1	99	13.45	13.01	
			100	0	100	0	20.70	19.78	
	2525.1	2544.9	1	99	1	0	22.46	21.84	
			1	0	1	99	13.47	12.89	
			100	0	100	0	20.83	19.84	
	2540.2	2560.0	1	99	1	0	22.36	21.95	
			1	0	1	99	13.52	12.97	
			100	0	100	0	20.74	19.81	
	Antenna Gain (dBi)							-1.00	-1.00
	Max. EIRP (dBm)							19.31	18.80
	EIRP Limit (dBm)							33.00	33.00

**Peak To Average Ratio**

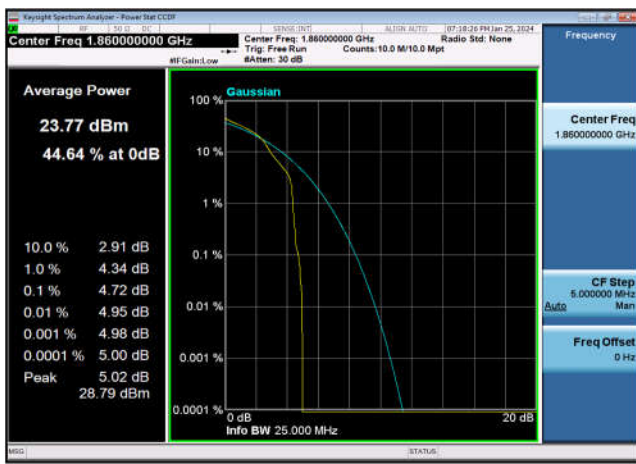
PeakToAveragePowerRatio NormalTC_NormalVol							
Band	Range	BandWidth	RbMode	Modulation	PAPR (dBm)	Limit (dBm)	Result
FDD02	LowRange	20	OneRB_high	Q16	4.72	13.00	Pass
FDD02	LowRange	20	fullRB	Q16	5.80	13.00	Pass
FDD02	MidRange	20	OneRB_high	Q16	4.77	13.00	Pass
FDD02	MidRange	20	fullRB	Q16	5.81	13.00	Pass
FDD02	HighRange	20	OneRB_high	Q16	4.71	13.00	Pass
FDD02	HighRange	20	fullRB	Q16	5.84	13.00	Pass
FDD04	LowRange	20	OneRB_high	Q16	4.76	13.00	Pass
FDD04	LowRange	20	fullRB	Q16	5.84	13.00	Pass
FDD04	MidRange	20	OneRB_high	Q16	4.30	13.00	Pass
FDD04	MidRange	20	fullRB	Q16	5.86	13.00	Pass
FDD04	HighRange	20	OneRB_high	Q16	4.67	13.00	Pass
FDD04	HighRange	20	fullRB	Q16	5.91	13.00	Pass
FDD05	LowRange	10	OneRB_high	Q16	4.54	13.00	Pass
FDD05	LowRange	10	fullRB	Q16	5.90	13.00	Pass
FDD05	MidRange	10	OneRB_high	Q16	4.56	13.00	Pass
FDD05	MidRange	10	fullRB	Q16	5.91	13.00	Pass
FDD05	HighRange	10	OneRB_high	Q16	4.57	13.00	Pass
FDD05	HighRange	10	fullRB	Q16	5.93	13.00	Pass
FDD07	LowRange	20	OneRB_high	Q16	4.62	13.00	Pass
FDD07	LowRange	20	fullRB	Q16	5.89	13.00	Pass
FDD07	MidRange	20	OneRB_high	Q16	4.56	13.00	Pass
FDD07	MidRange	20	fullRB	Q16	5.87	13.00	Pass
FDD07	HighRange	20	OneRB_high	Q16	4.33	13.00	Pass
FDD07	HighRange	20	fullRB	Q16	5.80	13.00	Pass
FDD12	LowRange	10	OneRB_high	Q16	4.40	13.00	Pass
FDD12	LowRange	10	fullRB	Q16	5.75	13.00	Pass
FDD12	MidRange	10	OneRB_high	Q16	4.44	13.00	Pass
FDD12	MidRange	10	fullRB	Q16	5.78	13.00	Pass
FDD12	HighRange	10	OneRB_high	Q16	4.31	13.00	Pass
FDD12	HighRange	10	fullRB	Q16	5.72	13.00	Pass



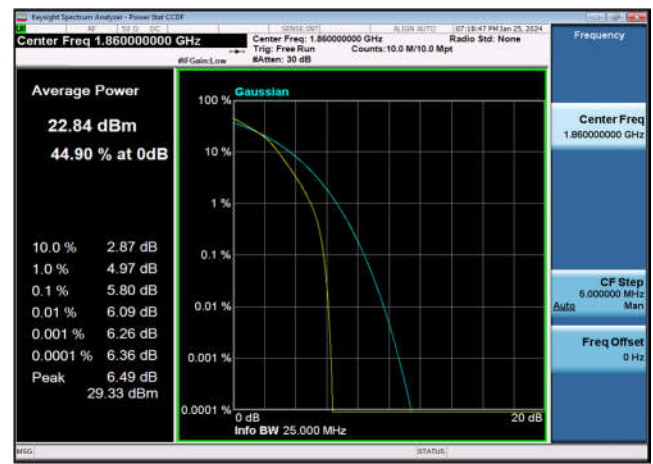
FDD17	LowRange	10	OneRB_high	Q16	4.58	13.00	Pass
FDD17	LowRange	10	fullRB	Q16	5.96	13.00	Pass
FDD17	MidRange	10	OneRB_high	Q16	4.47	13.00	Pass
FDD17	MidRange	10	fullRB	Q16	5.93	13.00	Pass
FDD17	HighRange	10	OneRB_high	Q16	4.37	13.00	Pass
FDD17	HighRange	10	fullRB	Q16	5.90	13.00	Pass
TDD41	LowRange	20	OneRB_high	Q16	5.24	13.00	Pass
TDD41	LowRange	20	fullRB	Q16	5.82	13.00	Pass
TDD41	MidRange	20	OneRB_high	Q16	5.18	13.00	Pass
TDD41	MidRange	20	fullRB	Q16	5.81	13.00	Pass
TDD41	HighRange	20	OneRB_high	Q16	5.28	13.00	Pass
TDD41	HighRange	20	fullRB	Q16	5.80	13.00	Pass
FDD7C	LowRange	20+20	OneRB_high	QPSK	6.25	13.00	Pass
FDD7C	LowRange	20+20	fullRB	Q16	6.67	13.00	Pass
FDD7C	MidRange	20+20	OneRB_high	QPSK	6.84	13.00	Pass
FDD7C	MidRange	20+20	fullRB	Q16	6.52	13.00	Pass
FDD7C	HighRange	20+20	OneRB_high	QPSK	6.30	13.00	Pass
FDD7C	HighRange	20+20	fullRB	Q16	6.69	13.00	Pass



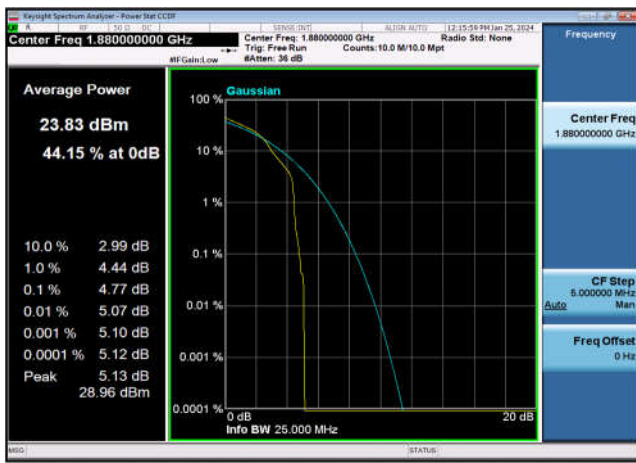
FDD02_LowRange_20MHz_1860_OneRB_high_Q16



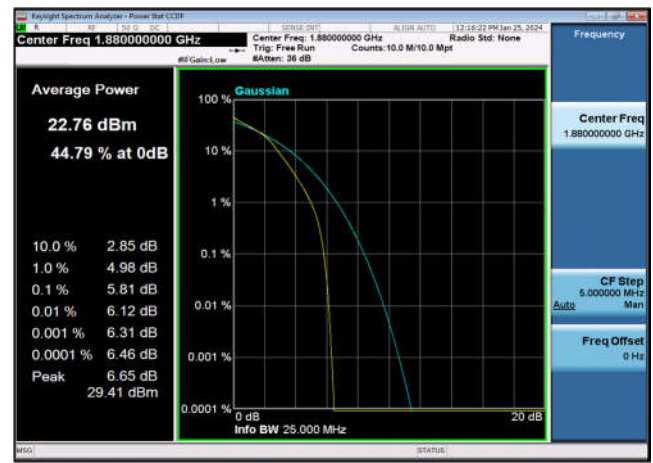
FDD02_LowRange_20MHz_1860_fullIRB_Q16



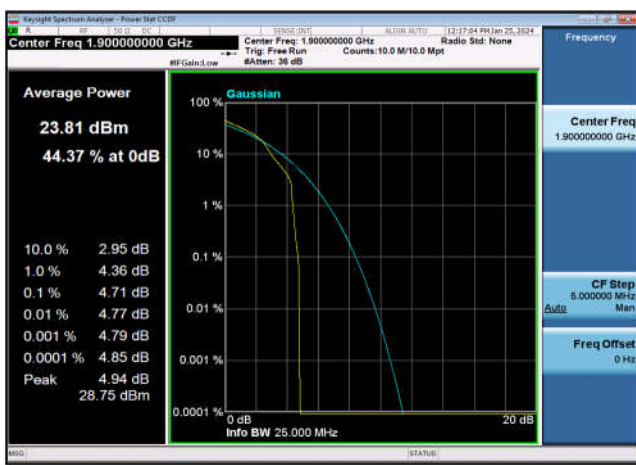
FDD02_MidRange_20MHz_1880_OneRB_high_Q16



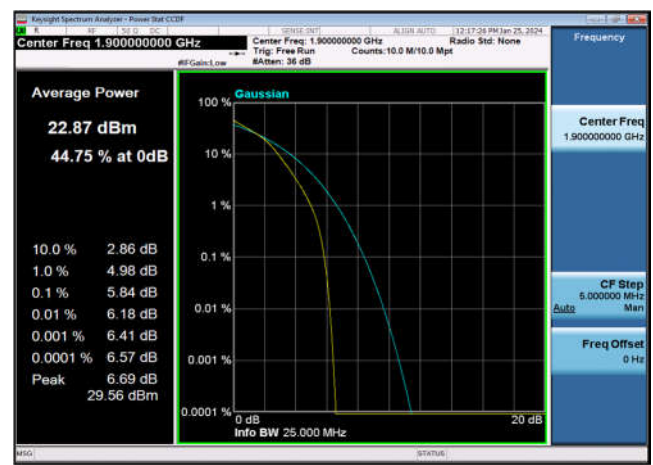
FDD02_MidRange_20MHz_1880_fullIRB_Q16



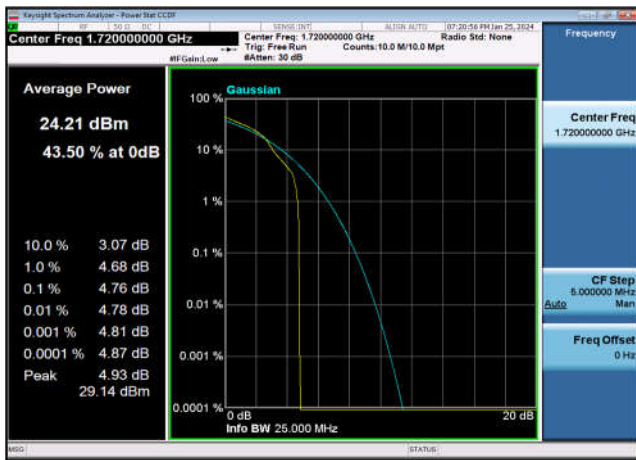
FDD02_HighRange_20MHz_1900_OneRB_high_Q16



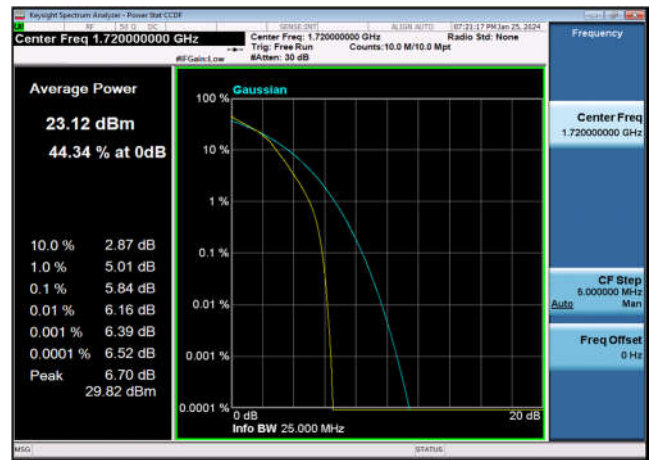
FDD02_HighRange_20MHz_1900_fullIRB_Q16



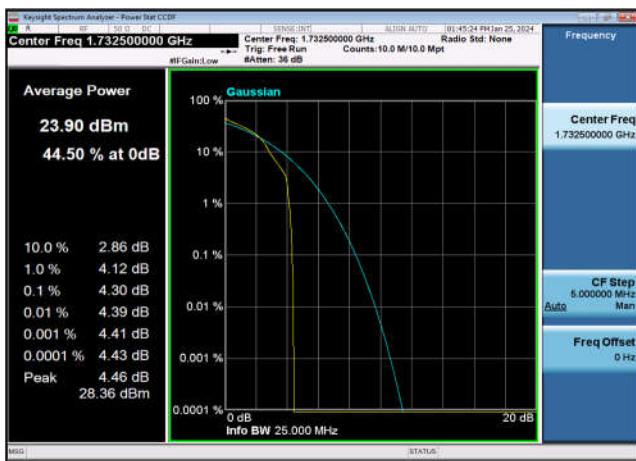
FDD04_LowRange_20MHz_1720_OneRB
_high_Q16



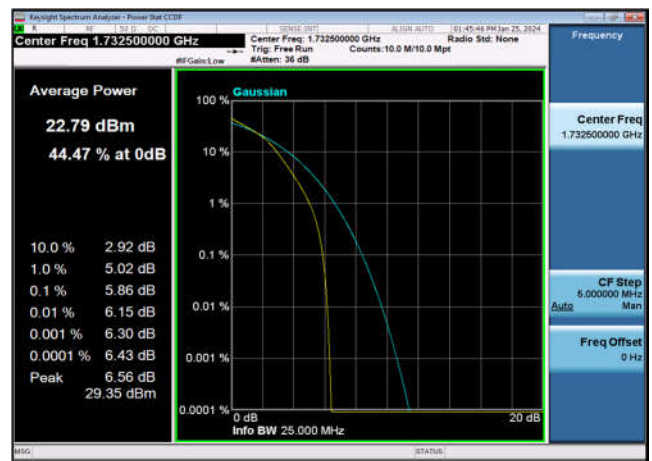
FDD04_LowRange_20MHz_1720_fullRB
_Q16



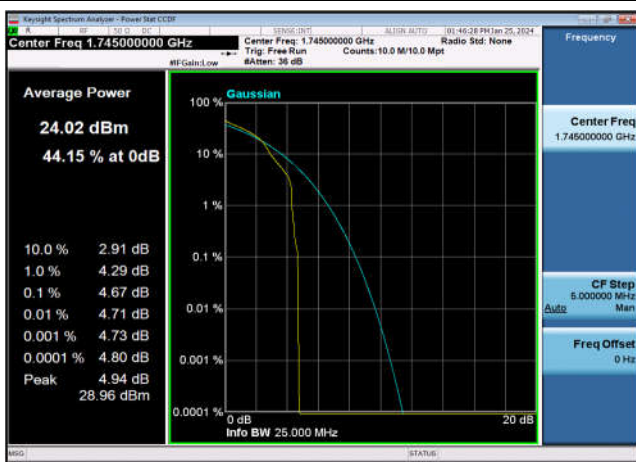
FDD04_MidRange_20MHz_1732.5_OneRB
_high_Q16



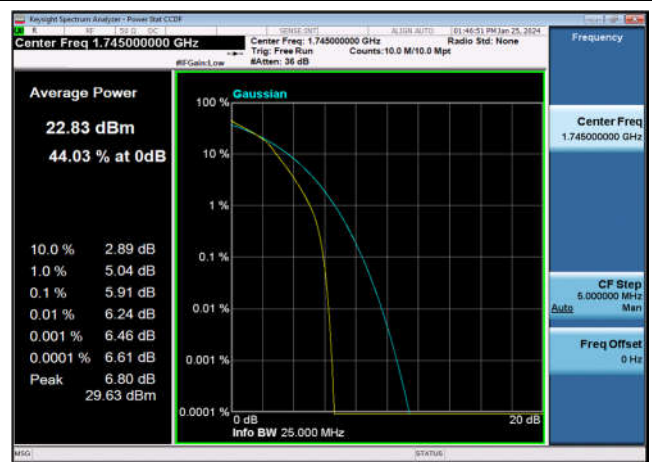
FDD04_MidRange_20MHz_1732.5_fullRB
_Q16



FDD04_HighRange_20MHz_1745_OneRB
_high_Q16

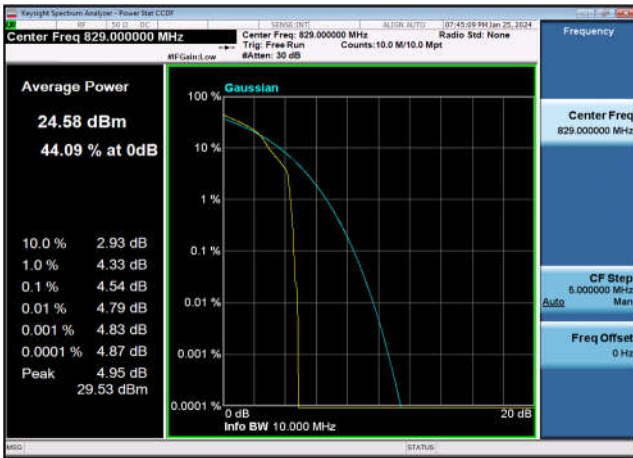


FDD04_HighRange_20MHz_1745_fullRB
_Q16

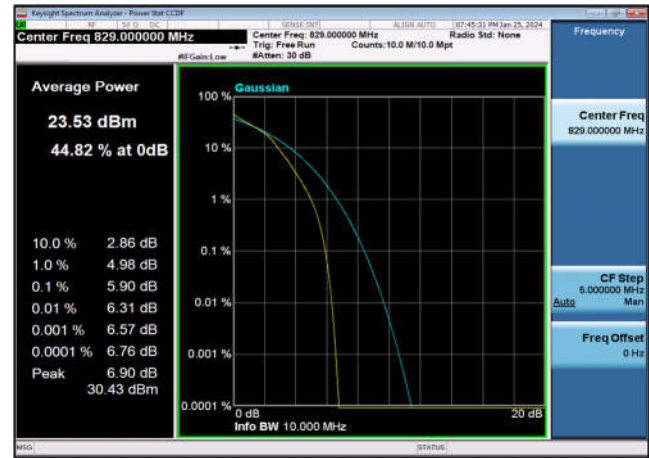




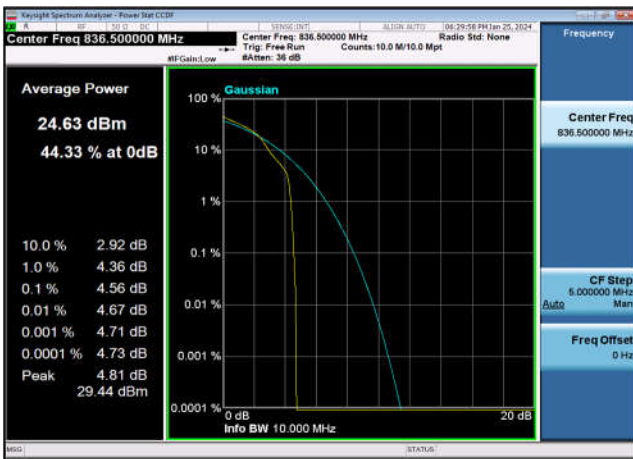
FDD05_LowRange_10MHz_829_OneRB_high_Q16



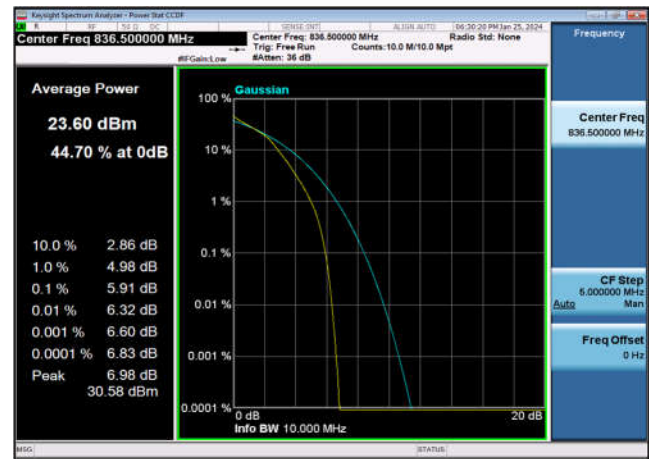
FDD05_LowRange_10MHz_829_fullIRB_Q16



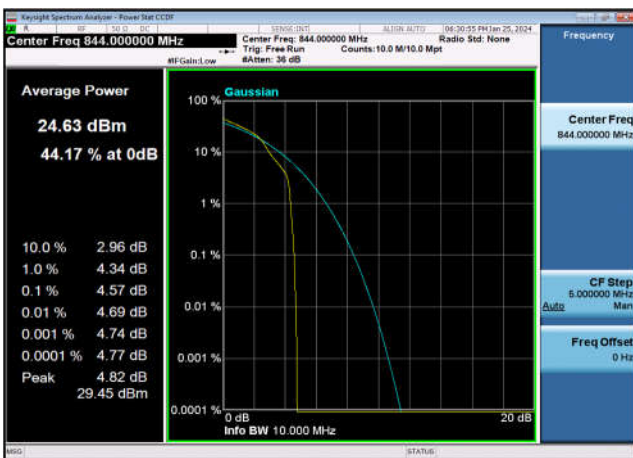
FDD05_MidRange_10MHz_836.5_OneRB_high_Q16



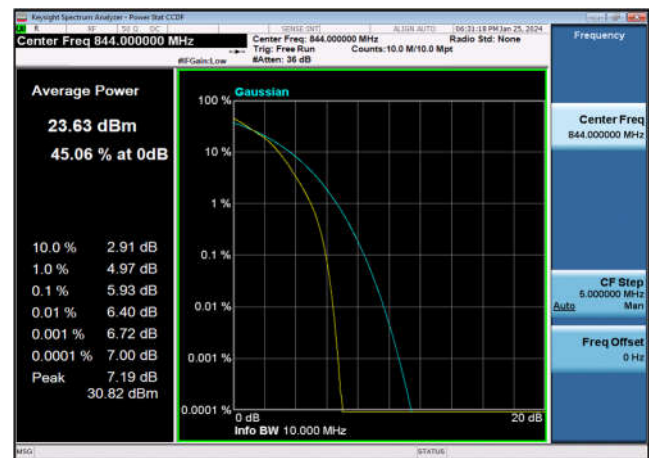
FDD05_MidRange_10MHz_836.5_fullIRB_Q16



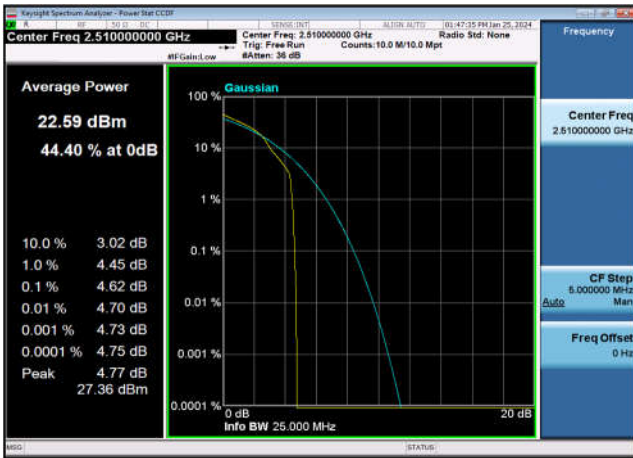
FDD05_HighRange_10MHz_844_OneRB_high_Q16



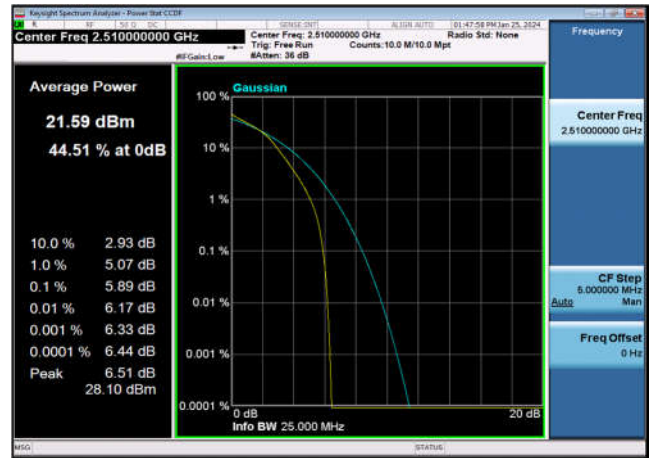
FDD05_HighRange_10MHz_844_fullIRB_Q16



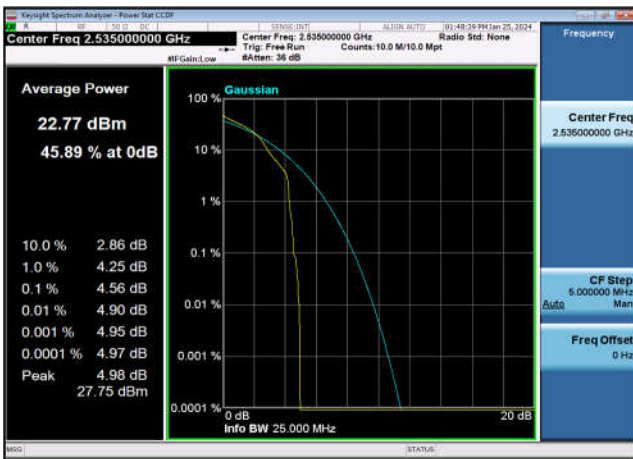
FDD07_LowRange_20MHz_2510_OneRB
_high_Q16



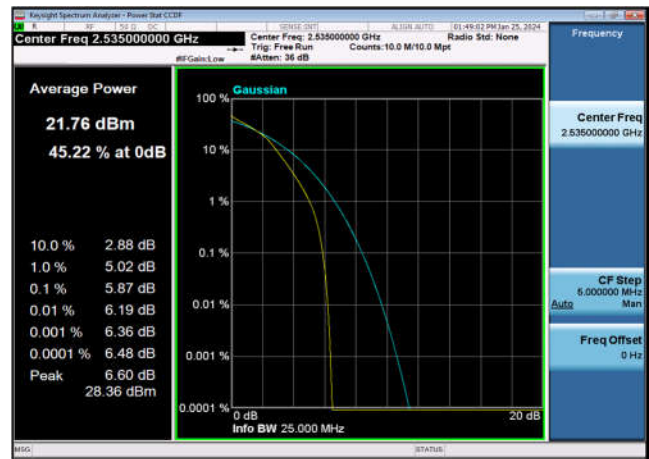
FDD07_LowRange_20MHz_2510_fullIRB
_Q16



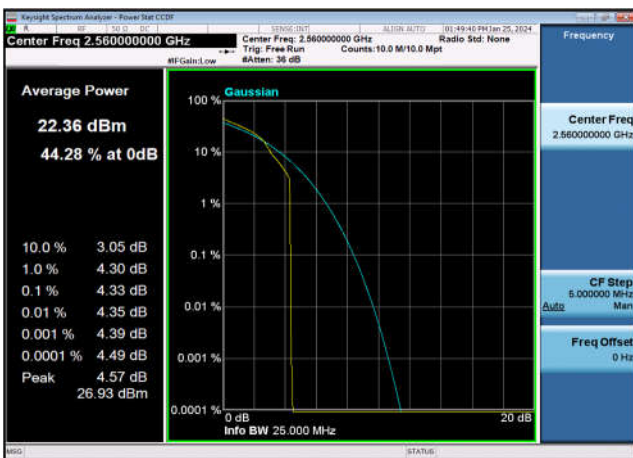
FDD07_MidRange_20MHz_2535_OneRB
_high_Q16



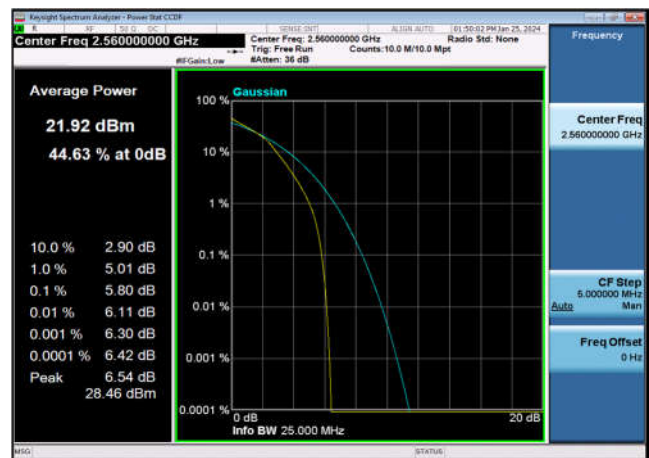
FDD07_MidRange_20MHz_2535_fullIRB
_Q16



FDD07_HighRange_20MHz_2560_OneRB
_high_Q16

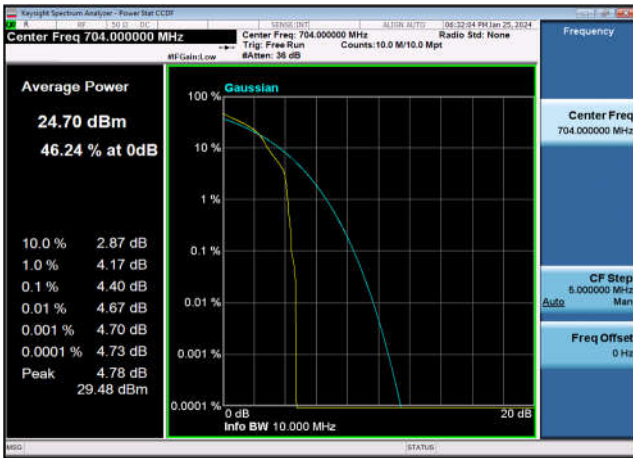


FDD07_HighRange_20MHz_2560_fullIRB
_Q16

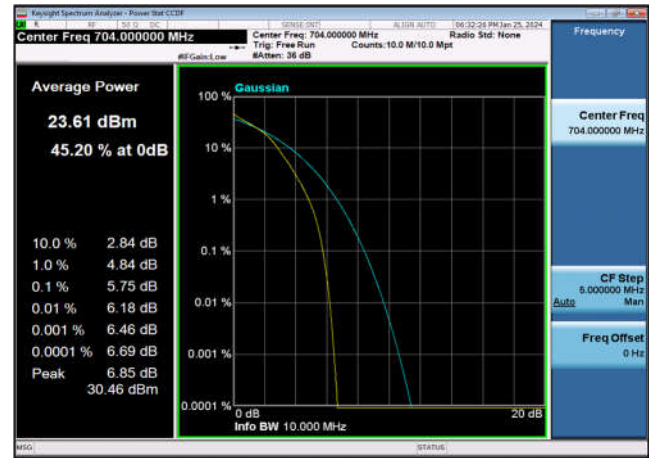




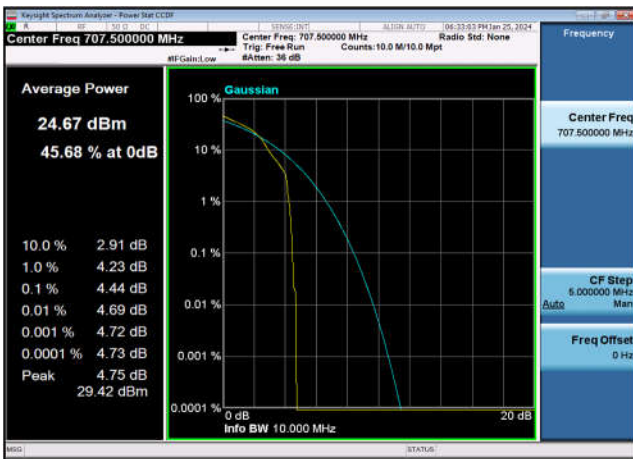
FDD12_LowRange_10MHz_704_OneRB_high_Q16



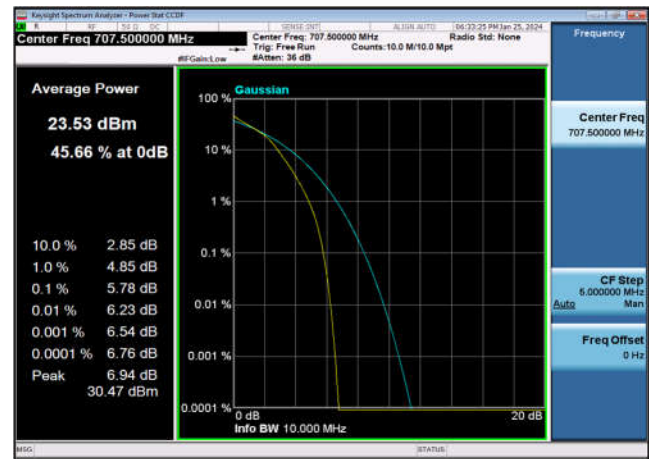
FDD12_LowRange_10MHz_704_fullIRB_Q16



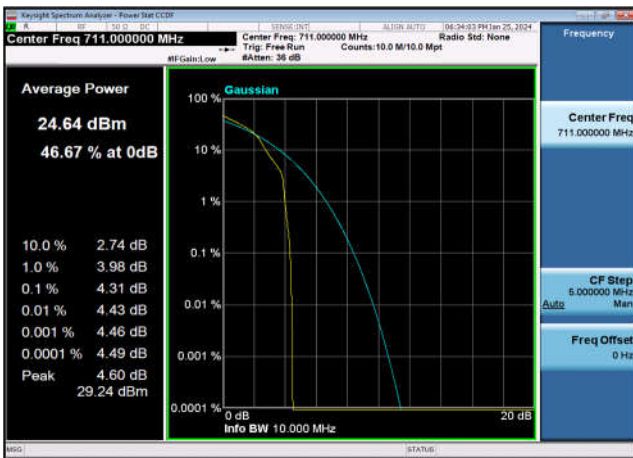
FDD12_MidRange_10MHz_707.5_OneRB_high_Q16



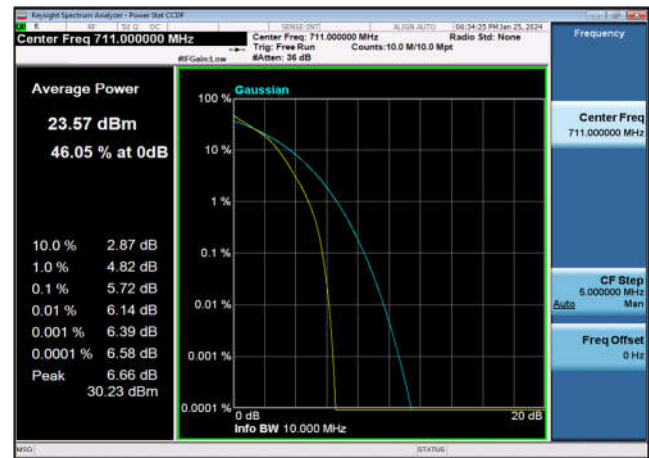
FDD12_MidRange_10MHz_707.5_fullIRB_Q16



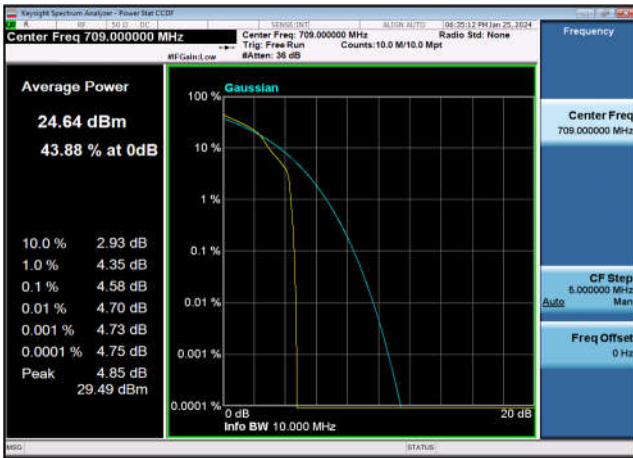
FDD12_HighRange_10MHz_711_OneRB_high_Q16



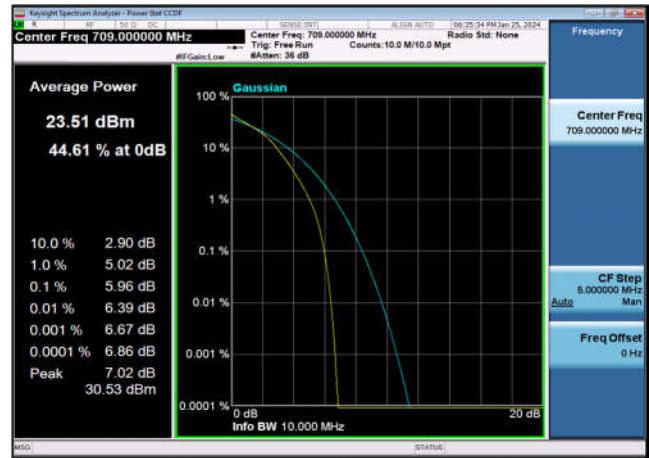
FDD12_HighRange_10MHz_711_fullIRB_Q16



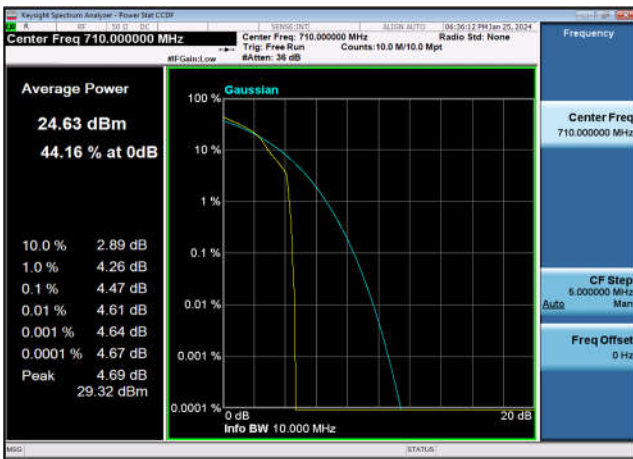
FDD17_LowRange_10MHz_709_OneRB_high_Q16



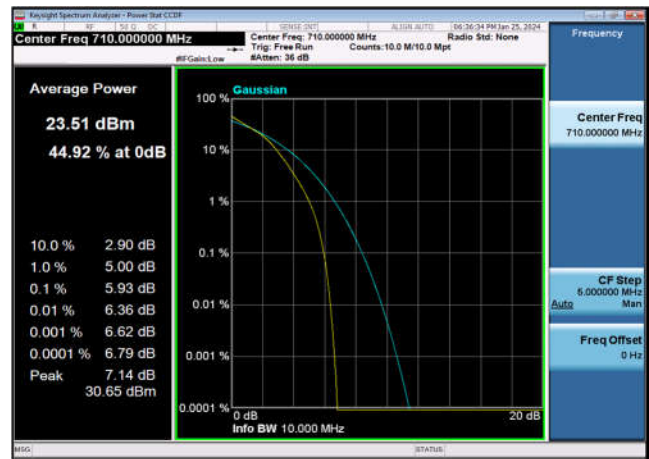
FDD17_LowRange_10MHz_709_fullIRB_Q16



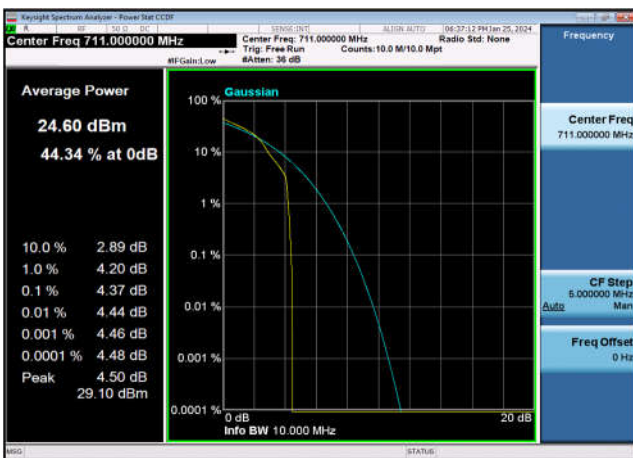
FDD17_MidRange_10MHz_710_OneRB_high_Q16



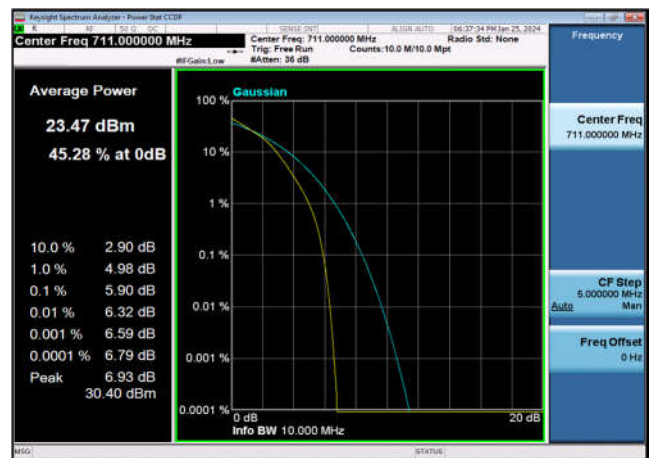
FDD17_MidRange_10MHz_710_fullIRB_Q16



FDD17_HighRange_10MHz_711_OneRB_high_Q16

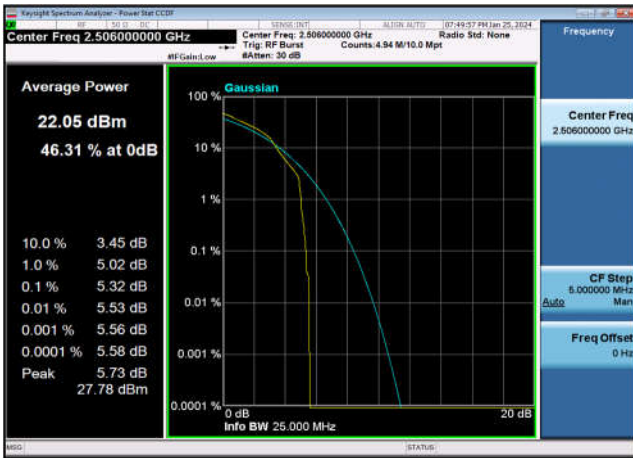


FDD17_HighRange_10MHz_711_fullIRB_Q16

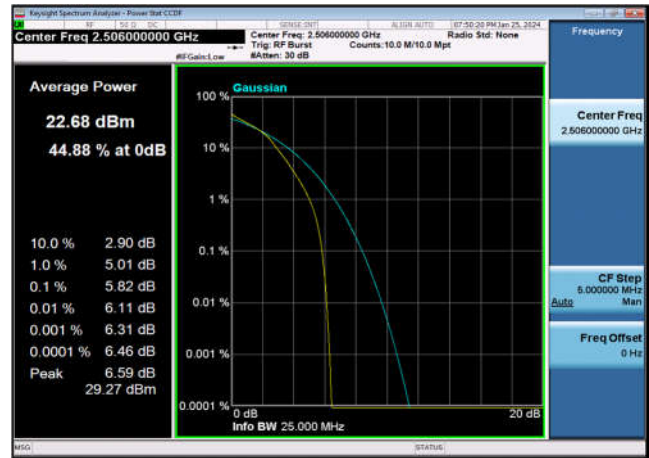




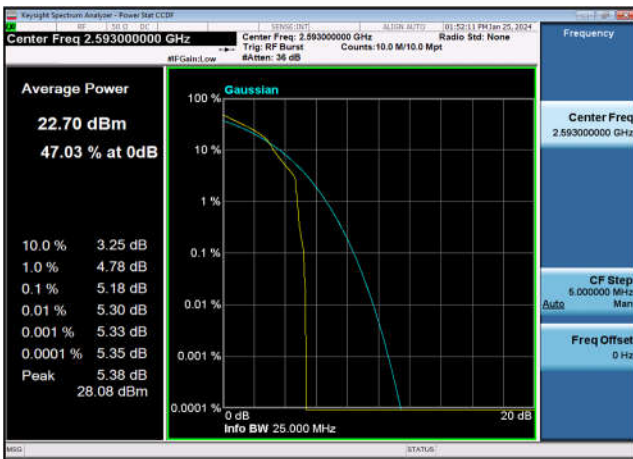
TDD41_LowRange_20MHz_2506_OneRB_high_Q16



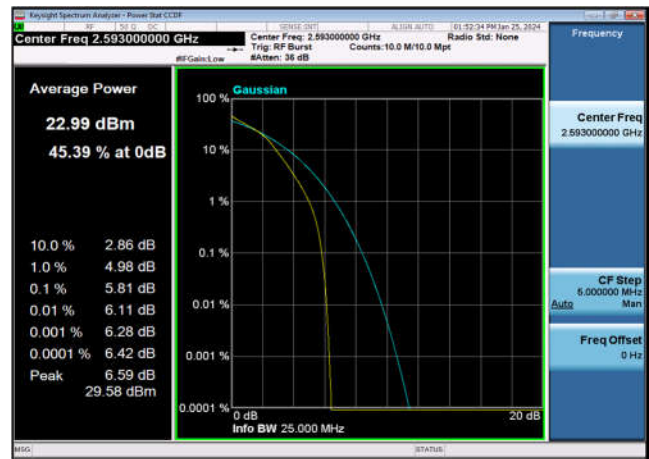
TDD41_LowRange_20MHz_2506_fullIRB_Q16



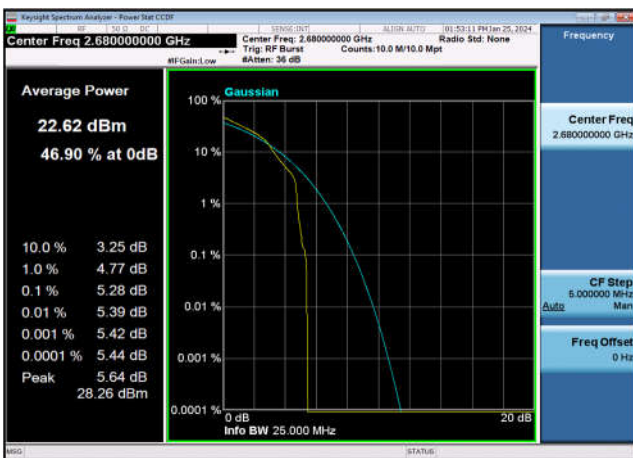
TDD41_MidRange_20MHz_2593_OneRB_high_Q16



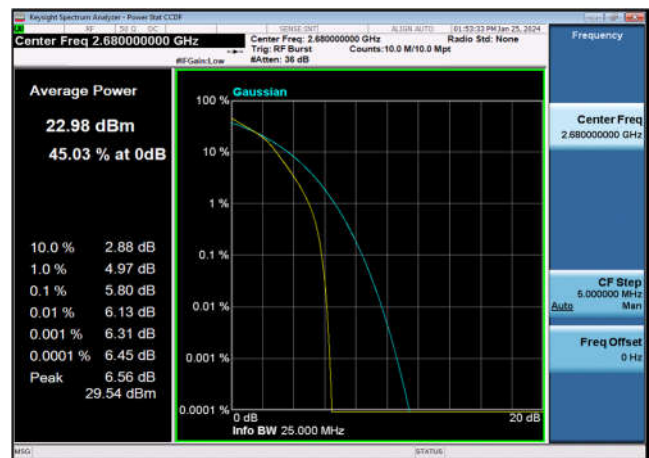
TDD41_MidRange_20MHz_2593_fullIRB_Q16



TDD41_HighRange_20MHz_2680_OneRB_high_Q16



TDD41_HighRange_20MHz_2680_fullIRB_Q16



**99% Occupied Bandwidth and 26dB Emission Bandwidth**

Occupied Bandwidth NormalTC_NormalVol						
Band	Range	BandWidth	Frequency (MHz)	Modulation	99% OBW (MHz)	26dB EBW (MHz)
FDD02	MidRange	1.4	1880	QPSK	1.09	1.285
FDD02	MidRange	1.4	1880	Q16	1.093	1.291
FDD02	MidRange	3	1880	QPSK	2.685	2.923
FDD02	MidRange	3	1880	Q16	2.687	2.917
FDD02	MidRange	5	1880	QPSK	4.504	4.948
FDD02	MidRange	5	1880	Q16	4.518	4.944
FDD02	MidRange	10	1880	QPSK	8.939	9.522
FDD02	MidRange	10	1880	Q16	8.941	9.422
FDD02	MidRange	15	1880	QPSK	13.491	14.29
FDD02	MidRange	15	1880	Q16	13.485	14.33
FDD02	MidRange	20	1880	QPSK	17.914	18.85
FDD02	MidRange	20	1880	Q16	17.907	18.87
FDD04	MidRange	1.4	1732.5	QPSK	1.091	1.284
FDD04	MidRange	1.4	1732.5	Q16	1.09	1.309
FDD04	MidRange	3	1732.5	QPSK	2.689	2.936
FDD04	MidRange	3	1732.5	Q16	2.685	2.907
FDD04	MidRange	5	1732.5	QPSK	4.504	4.899
FDD04	MidRange	5	1732.5	Q16	4.503	4.890
FDD04	MidRange	10	1732.5	QPSK	8.94	9.531
FDD04	MidRange	10	1732.5	Q16	8.937	9.558
FDD04	MidRange	15	1732.5	QPSK	13.495	14.32
FDD04	MidRange	15	1732.5	Q16	13.49	14.28
FDD04	MidRange	20	1732.5	QPSK	17.916	18.83
FDD04	MidRange	20	1732.5	Q16	17.93	18.84
FDD05	MidRange	1.4	836.5	QPSK	1.09	1.321
FDD05	MidRange	1.4	836.5	Q16	1.089	1.312
FDD05	MidRange	3	836.5	QPSK	2.683	2.874
FDD05	MidRange	3	836.5	Q16	2.682	2.926
FDD05	MidRange	5	836.5	QPSK	4.503	4.982
FDD05	MidRange	5	836.5	Q16	4.505	4.923



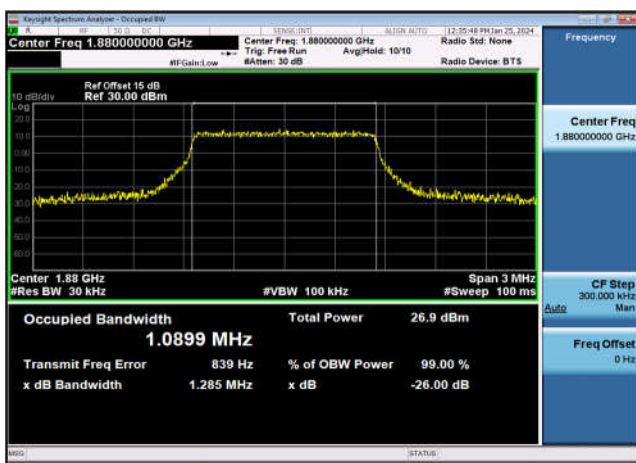
FDD05	MidRange	10	836.5	QPSK	8.93	9.448
FDD05	MidRange	10	836.5	Q16	8.928	9.507
FDD07	MidRange	5	2535	QPSK	4.5	4.963
FDD07	MidRange	5	2535	Q16	4.502	4.939
FDD07	MidRange	10	2535	QPSK	8.942	9.468
FDD07	MidRange	10	2535	Q16	8.946	9.468
FDD07	MidRange	15	2535	QPSK	13.489	14.40
FDD07	MidRange	15	2535	Q16	13.484	14.29
FDD07	MidRange	20	2535	QPSK	17.939	18.89
FDD07	MidRange	20	2535	Q16	17.905	18.92
FDD12	MidRange	1.4	707.5	QPSK	1.091	1.302
FDD12	MidRange	1.4	707.5	Q16	1.093	1.321
FDD12	MidRange	3	707.5	QPSK	2.69	2.936
FDD12	MidRange	3	707.5	Q16	2.687	2.954
FDD12	MidRange	5	707.5	QPSK	4.498	4.941
FDD12	MidRange	5	707.5	Q16	4.503	4.978
FDD12	MidRange	10	707.5	QPSK	8.928	9.535
FDD12	MidRange	10	707.5	Q16	8.938	9.537
FDD17	MidRange	5	710	QPSK	4.503	4.888
FDD17	MidRange	5	710	Q16	4.503	4.925
FDD17	MidRange	10	710	QPSK	8.935	9.513
FDD17	MidRange	10	710	Q16	8.94	9.521
TDD41	MidRange	5	2593	QPSK	4.498	4.834
TDD41	MidRange	5	2593	Q16	4.497	4.905
TDD41	MidRange	10	2593	QPSK	8.931	9.478
TDD41	MidRange	10	2593	Q16	8.937	9.423
TDD41	MidRange	15	2593	QPSK	13.488	14.30
TDD41	MidRange	15	2593	Q16	13.485	14.24
TDD41	MidRange	20	2593	QPSK	17.913	18.86
TDD41	MidRange	20	2593	Q16	17.908	18.85
FDD7C	MidRange	10+20	2535	QPSK	27.498	29.57
FDD7C	MidRange	10+20	2535	Q16	27.423	29.46
FDD7C	MidRange	15+10	2535	QPSK	23.498	25.59
FDD7C	MidRange	15+10	2535	Q16	23.531	25.50
FDD7C	MidRange	15+15	2535	QPSK	28.581	30.80



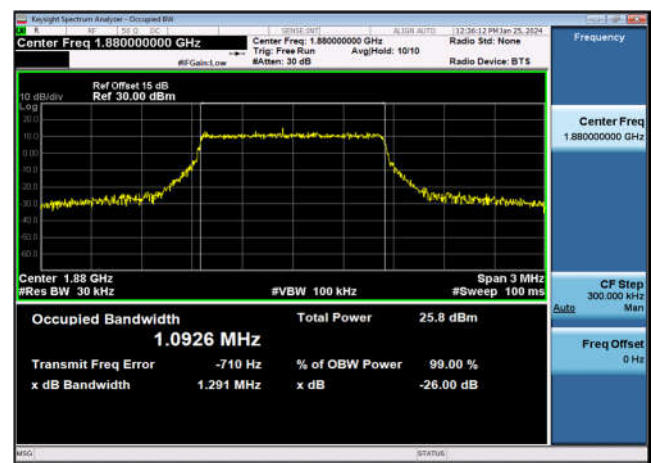
FDD7C	MidRange	15+15	2535	Q16	28.566	30.76
FDD7C	MidRange	15+20	2535	QPSK	32.271	34.45
FDD7C	MidRange	15+20	2535	Q16	32.230	34.51
FDD7C	MidRange	20+10	2535	QPSK	27.893	30.02
FDD7C	MidRange	20+10	2535	Q16	27.887	30.08
FDD7C	MidRange	20+15	2535	QPSK	32.647	35.03
FDD7C	MidRange	20+15	2535	Q16	32.668	34.87
FDD7C	MidRange	20+20	2535	QPSK	36.972	39.43
FDD7C	MidRange	20+20	2535	Q16	36.947	39.30



FDD02_MidRange_1.4_1880_QPSK



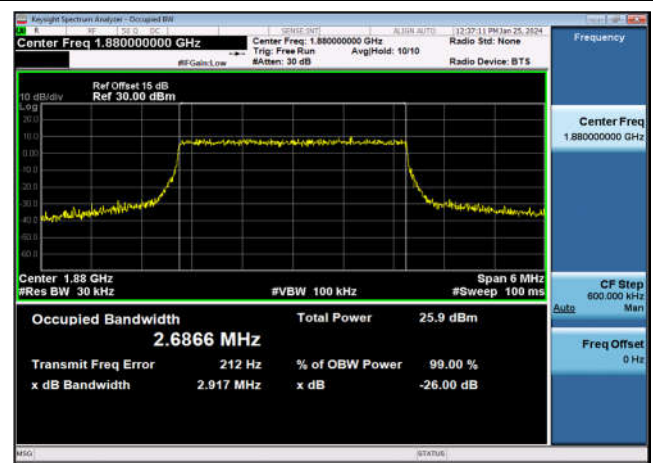
FDD02_MidRange_1.4_1880_Q16



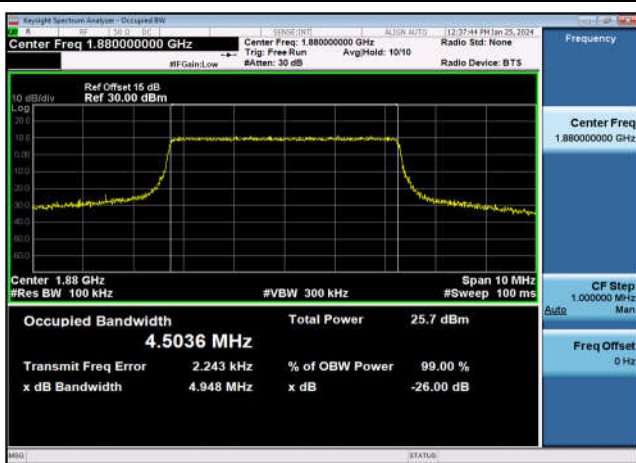
FDD02_MidRange_3_1880_QPSK



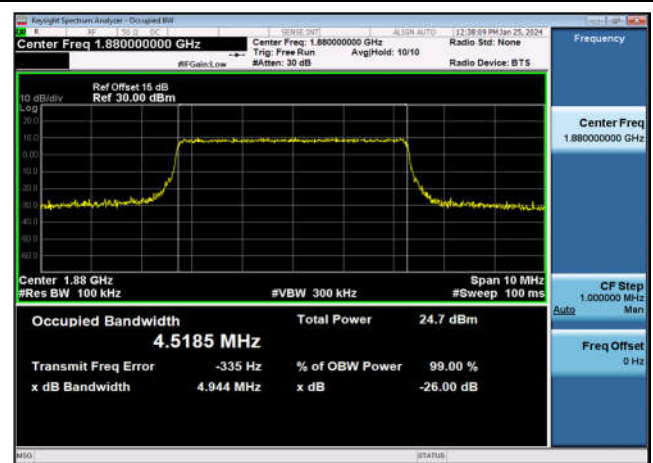
FDD02_MidRange_3_1880_Q16



FDD02_MidRange_5_1880_QPSK

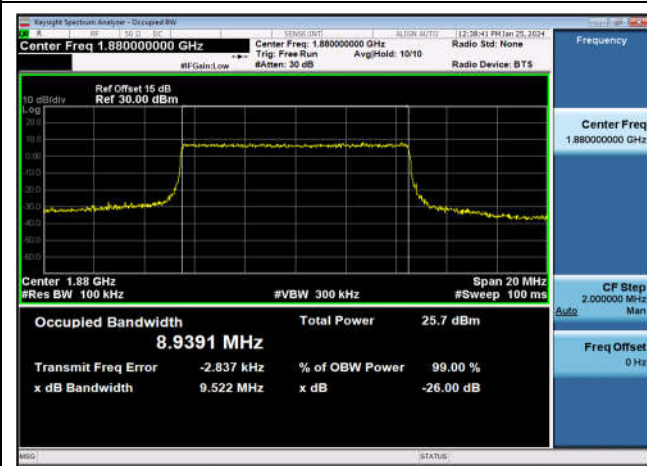


FDD02_MidRange_5_1880_Q16

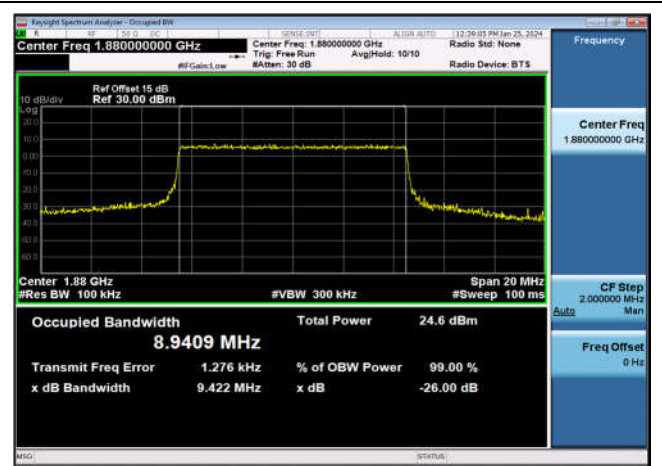




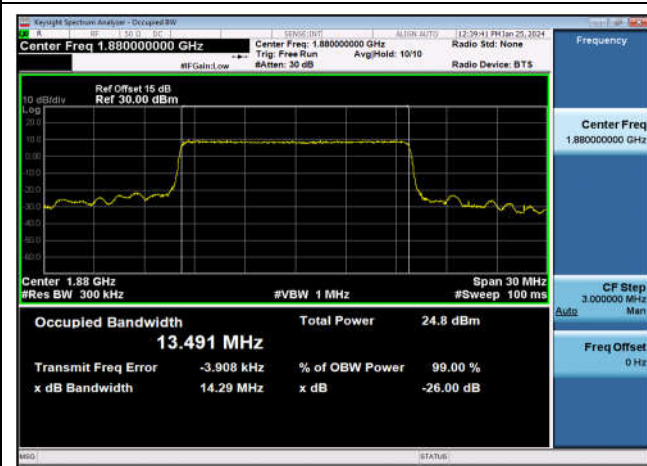
FDD02_MidRange_10_1880_QPSK



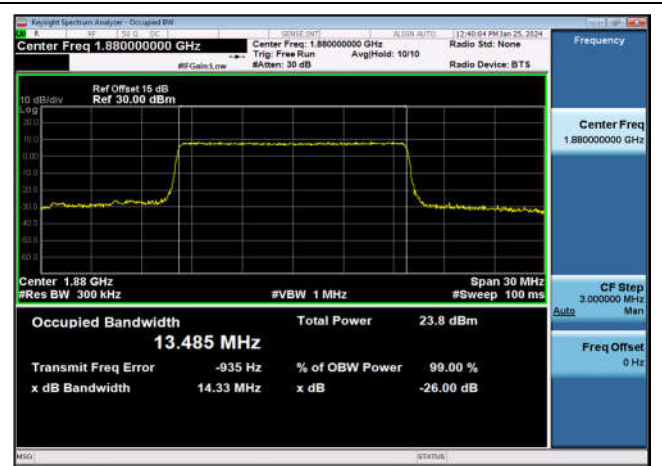
FDD02_MidRange_10_1880_Q16



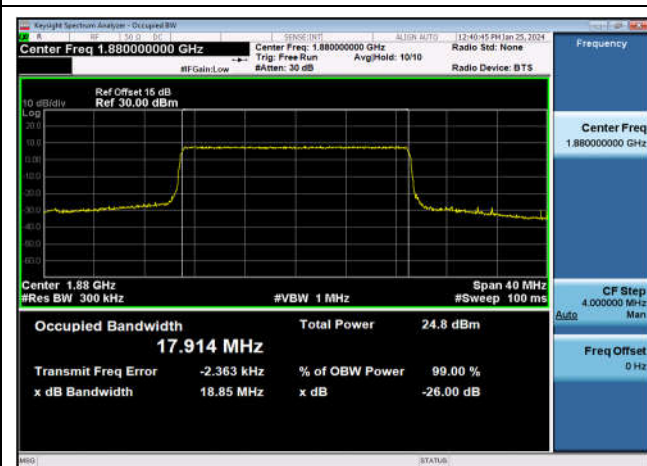
FDD02_MidRange_15_1880_QPSK



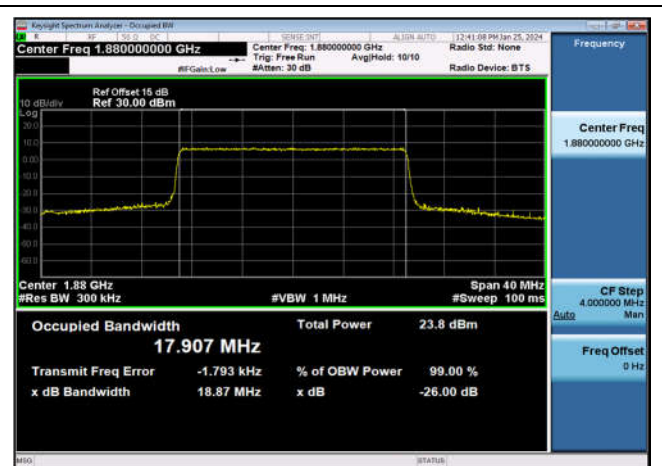
FDD02_MidRange_15_1880_Q16



FDD02_MidRange_20_1880_QPSK

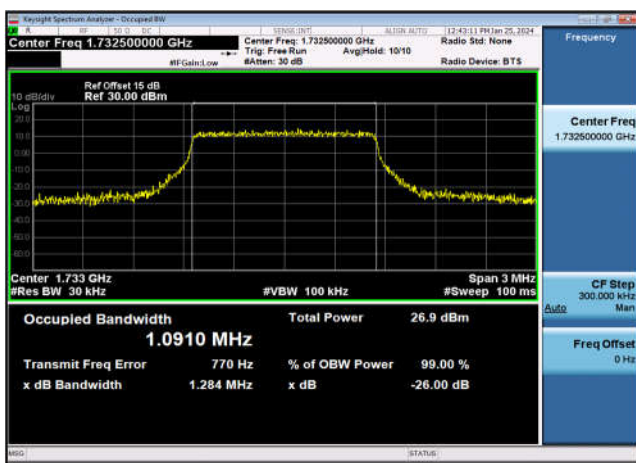


FDD02_MidRange_20_1880_Q16

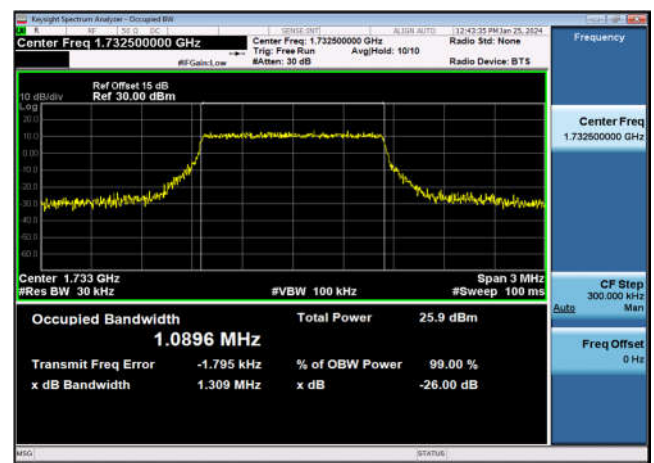




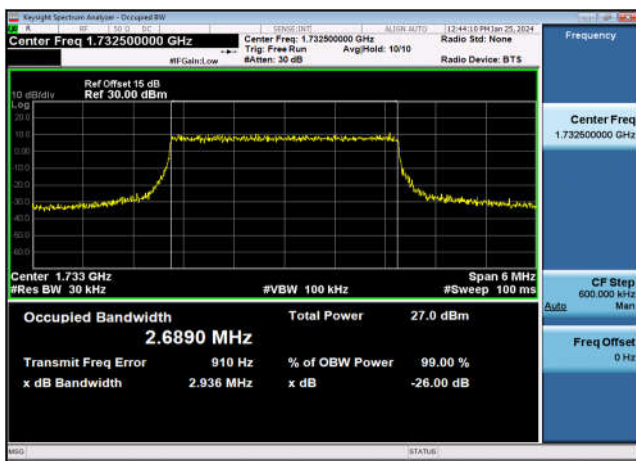
FDD04_MidRange_1.4_1732.5_QPSK



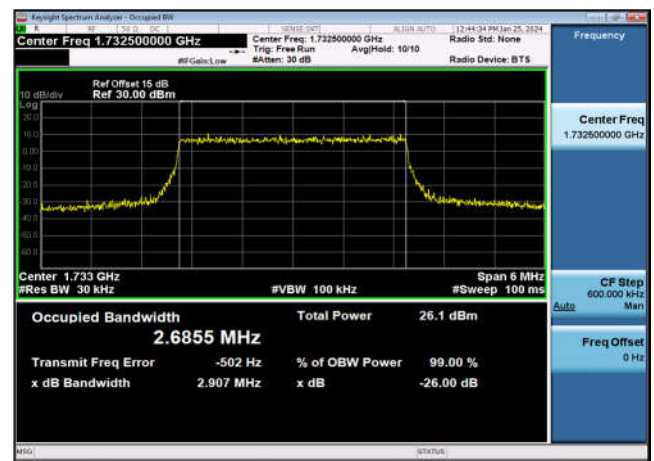
FDD04_MidRange_1.4_1732.5_Q16



FDD04_MidRange_3_1732.5_QPSK



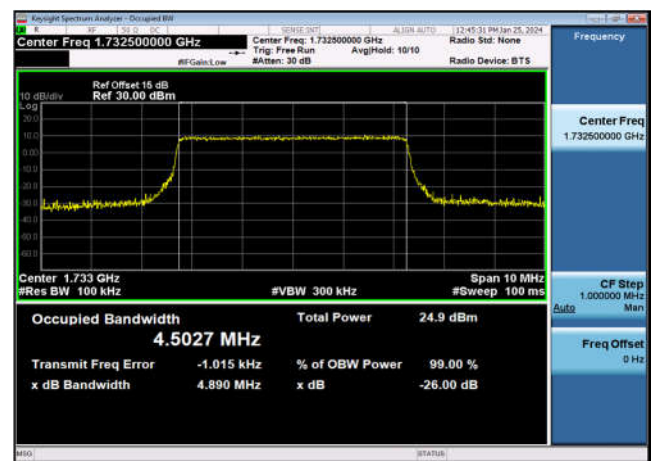
FDD04_MidRange_3_1732.5_Q16



FDD04_MidRange_5_1732.5_QPSK

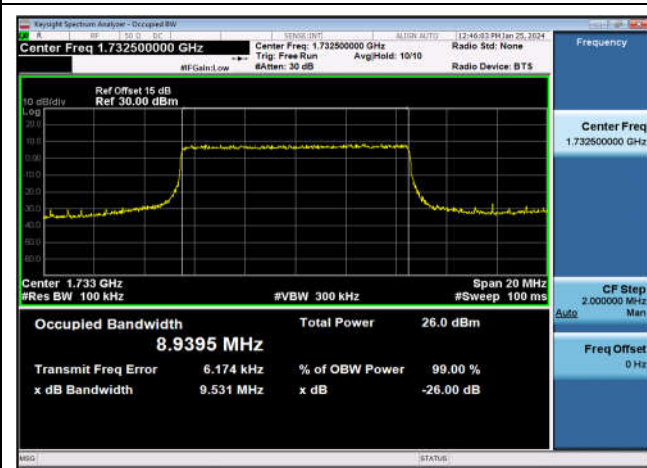


FDD04_MidRange_5_1732.5_Q16

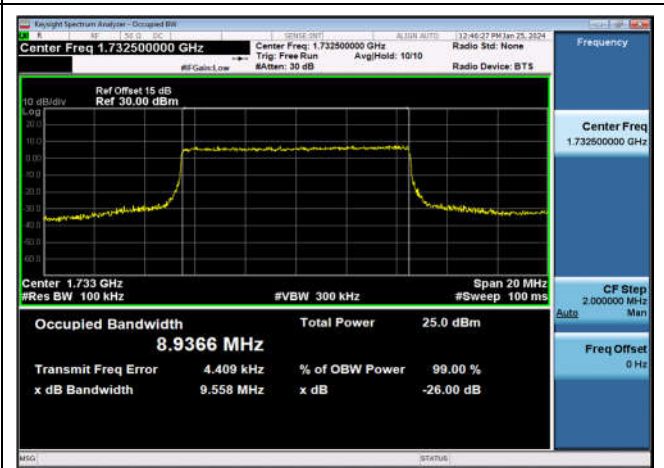




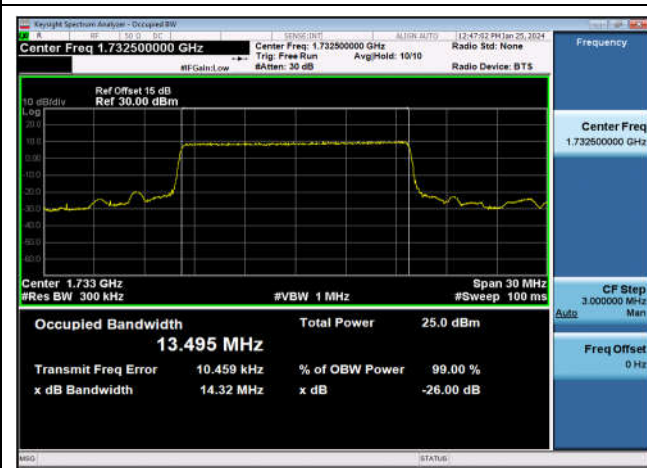
FDD04_MidRange_10_1732.5_QPSK



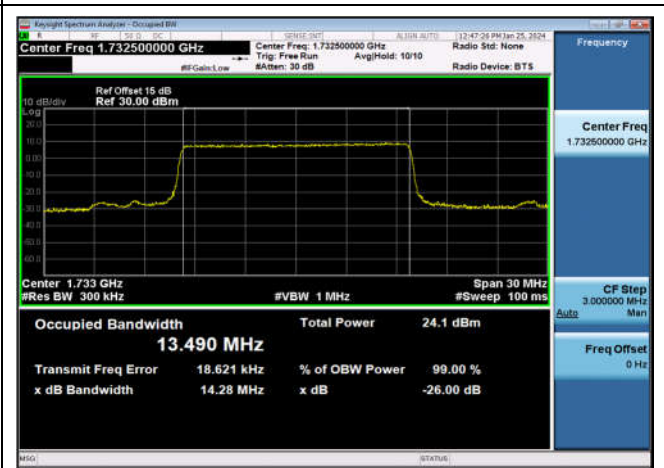
FDD04_MidRange_10_1732.5_Q16



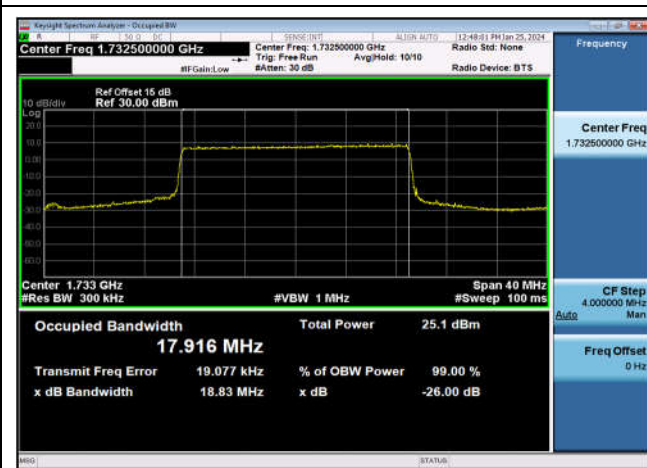
FDD04_MidRange_15_1732.5_QPSK



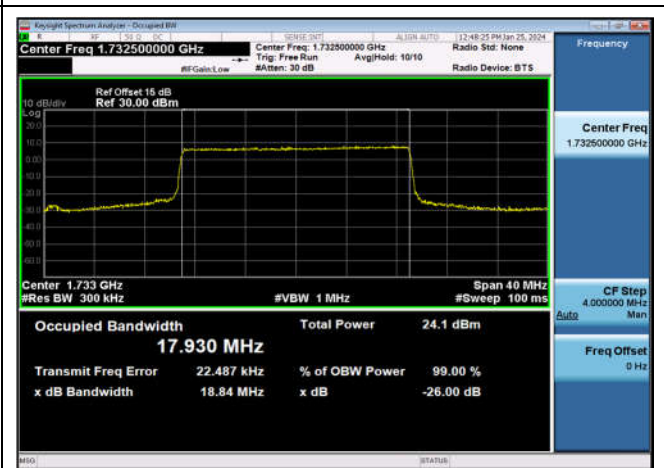
FDD04_MidRange_15_1732.5_Q16



FDD04_MidRange_20_1732.5_QPSK

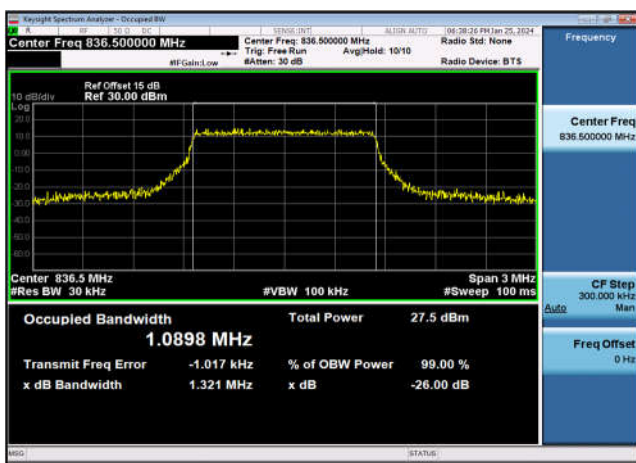


FDD04_MidRange_20_1732.5_Q16

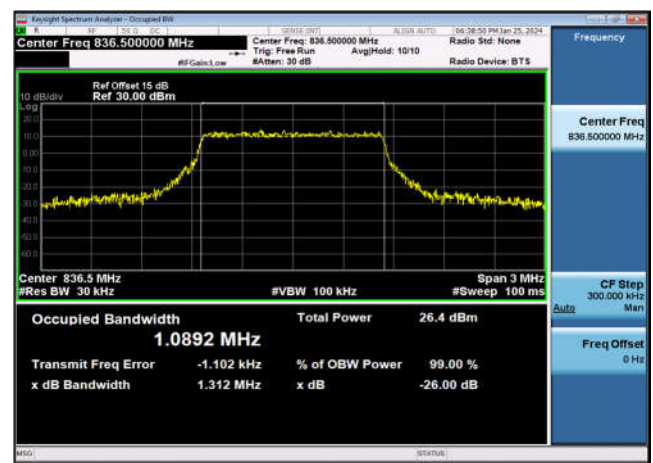




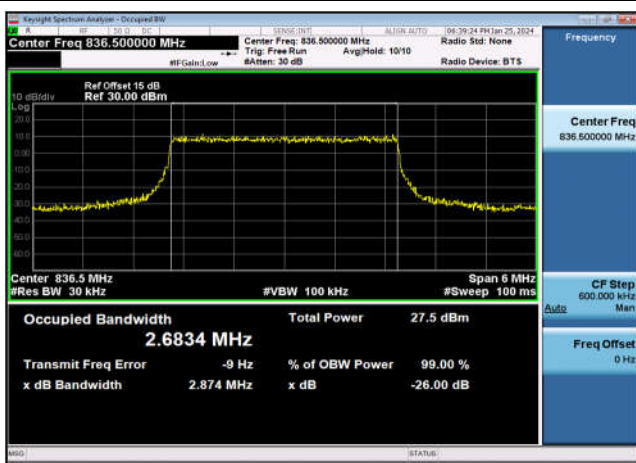
FDD05_MidRange_1.4_836.5_QPSK



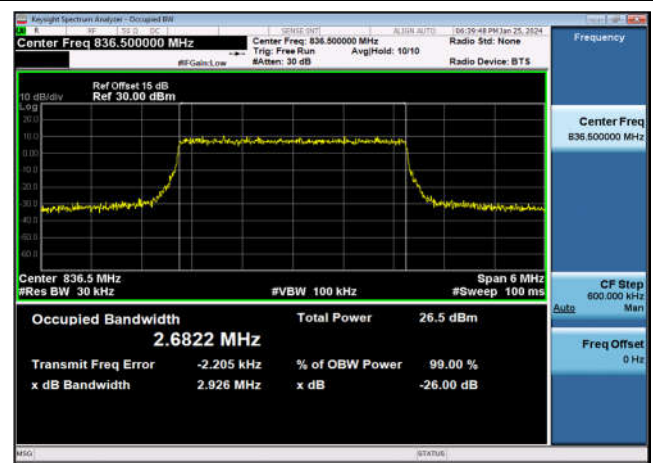
FDD05_MidRange_1.4_836.5_Q16



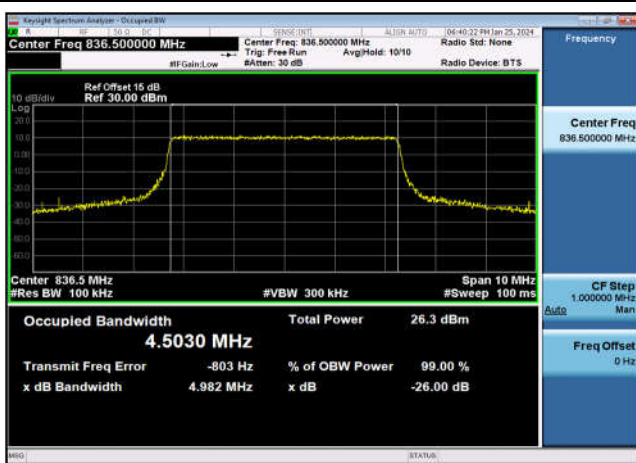
FDD05_MidRange_3_836.5_QPSK



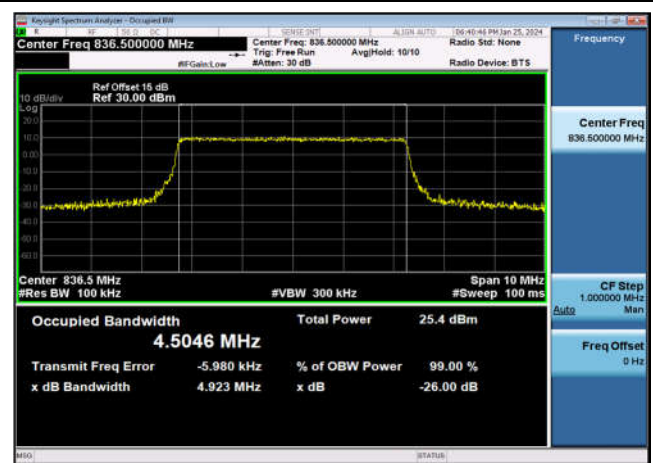
FDD05_MidRange_3_836.5_Q16



FDD05_MidRange_5_836.5_QPSK

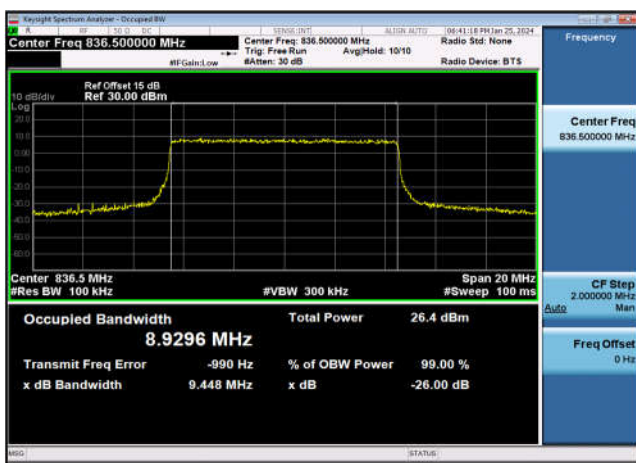


FDD05_MidRange_5_836.5_Q16

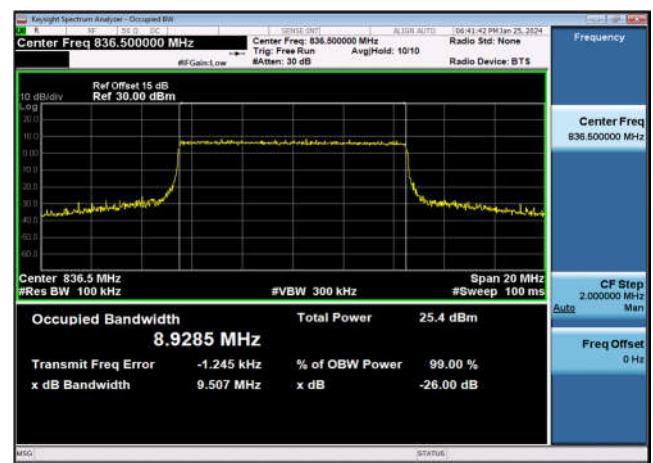




FDD05_MidRange_10_836.5_QPSK



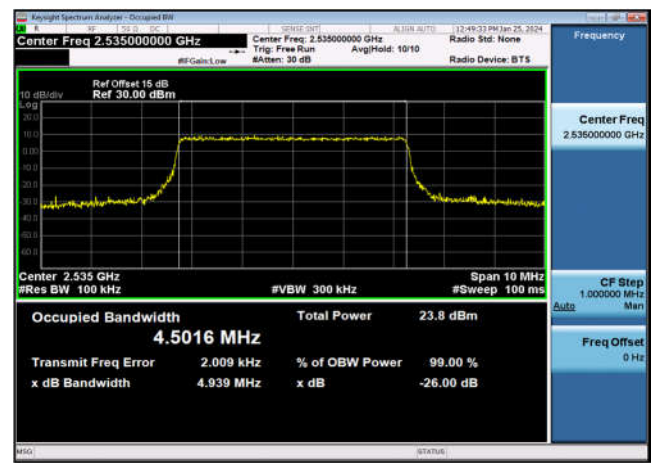
FDD05_MidRange_10_836.5_Q16



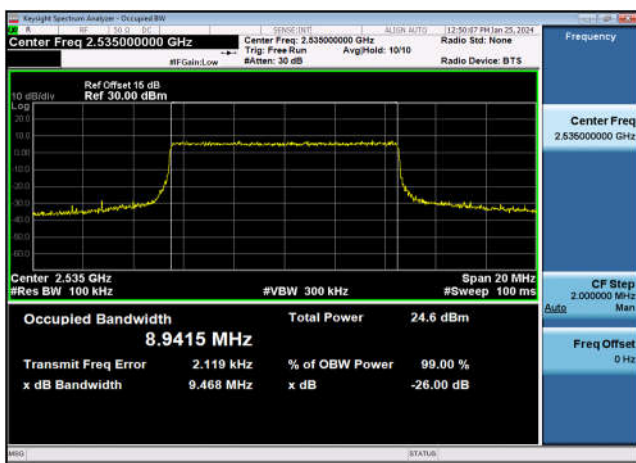
FDD07_MidRange_5_2535_QPSK



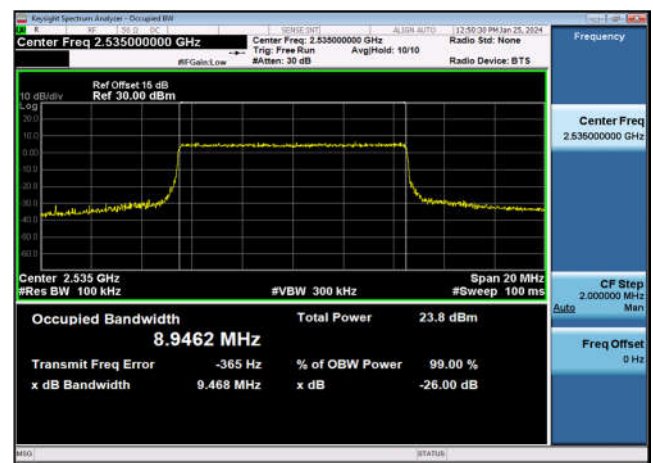
FDD07_MidRange_5_2535_Q16



FDD07_MidRange_10_2535_QPSK

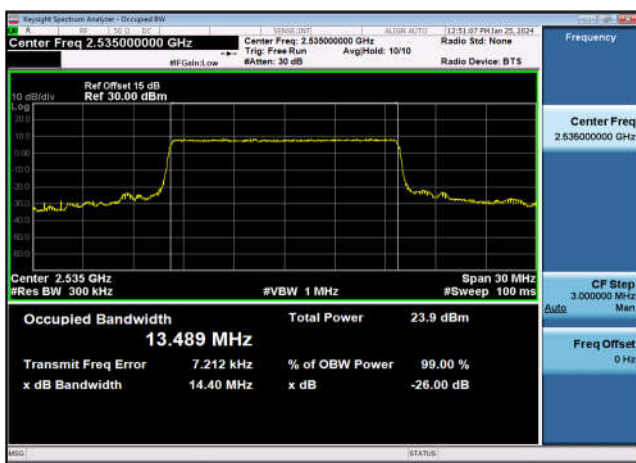


FDD07_MidRange_10_2535_Q16

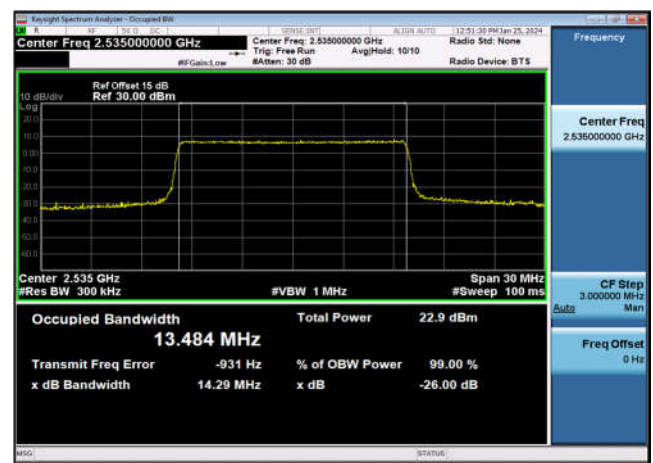




FDD07_MidRange_15_2535_QPSK



FDD07_MidRange_15_2535_Q16



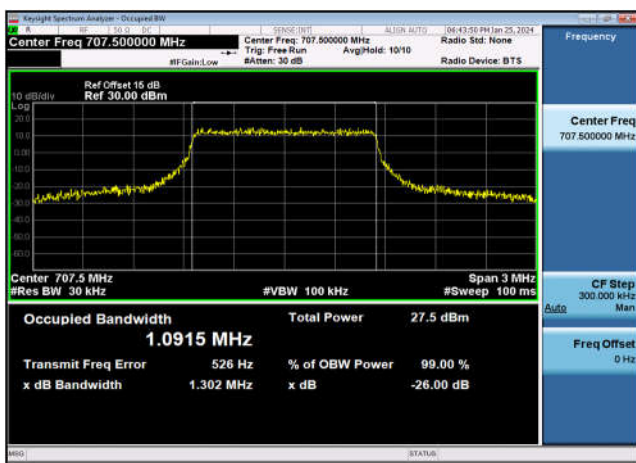
FDD07_MidRange_20_2535_QPSK



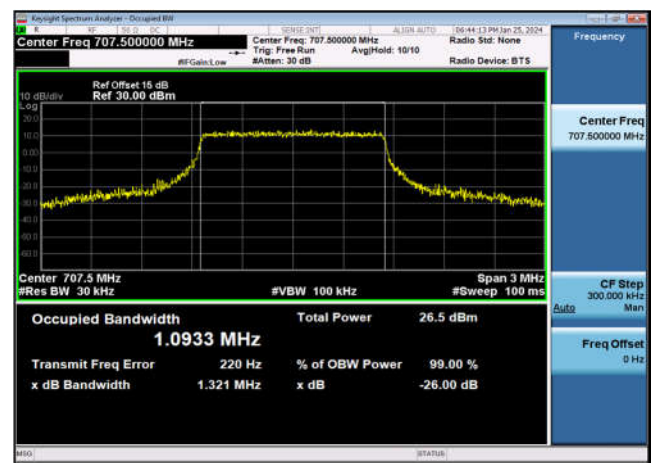
FDD07_MidRange_20_2535_Q16



FDD12_MidRange_1.4_707.5_QPSK

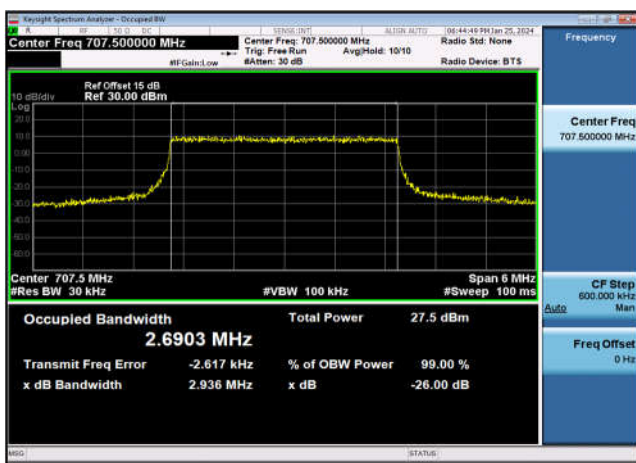


FDD12_MidRange_1.4_707.5_Q16

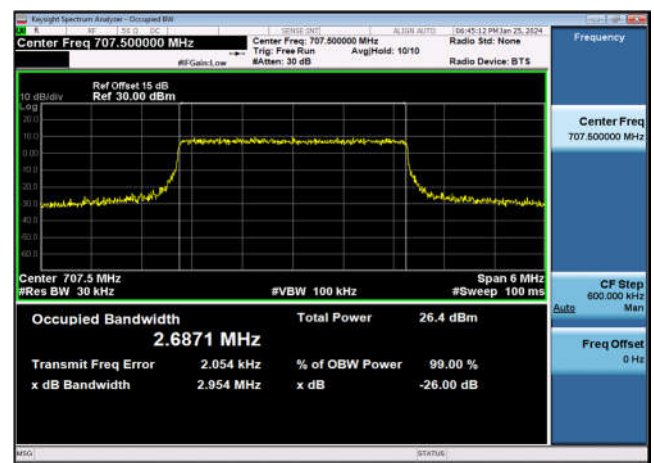




FDD12_MidRange_3_707.5_QPSK



FDD12_MidRange_3_707.5_Q16



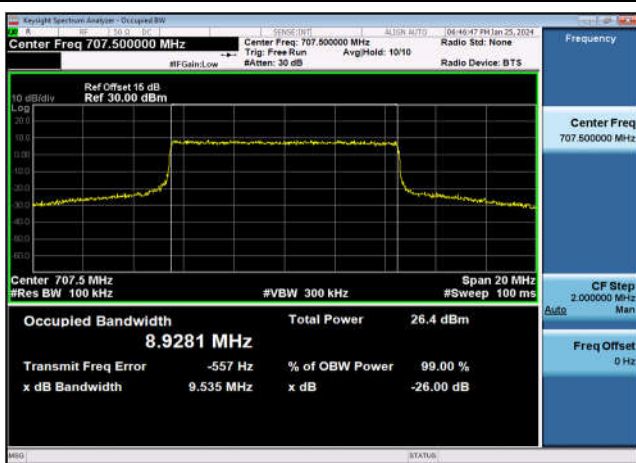
FDD12_MidRange_5_707.5_QPSK



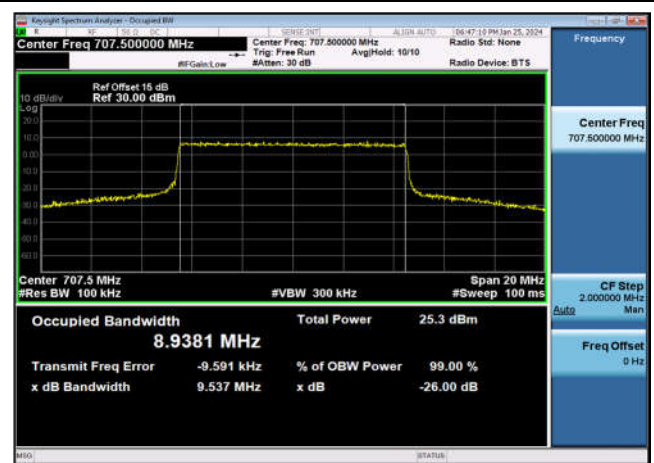
FDD12_MidRange_5_707.5_Q16



FDD12_MidRange_10_707.5_QPSK

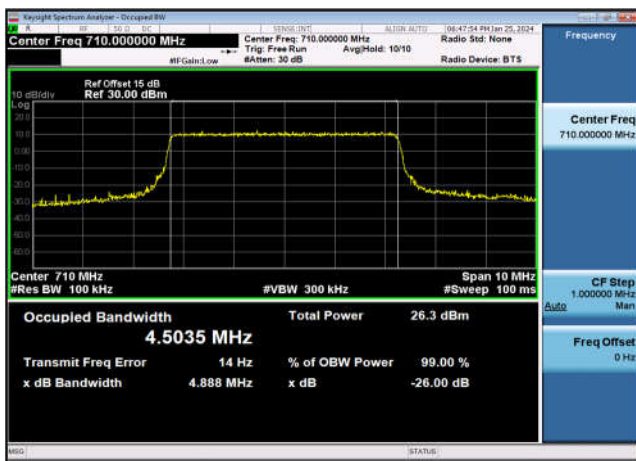


FDD12_MidRange_10_707.5_Q16

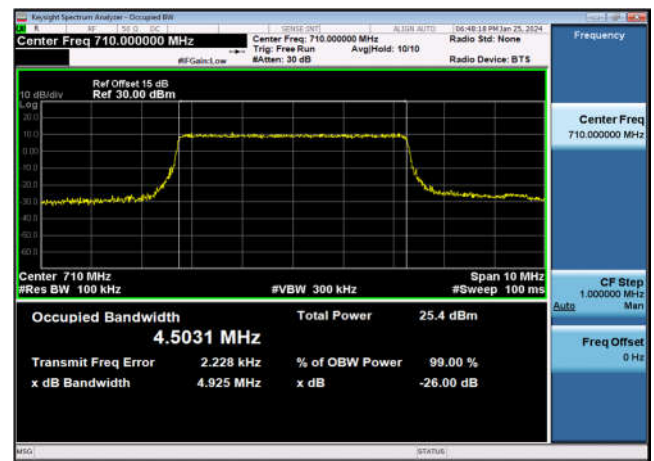




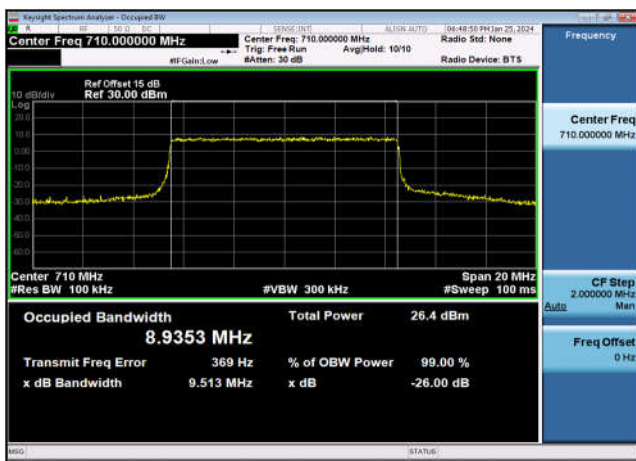
FDD17_MidRange_5_710_QPSK



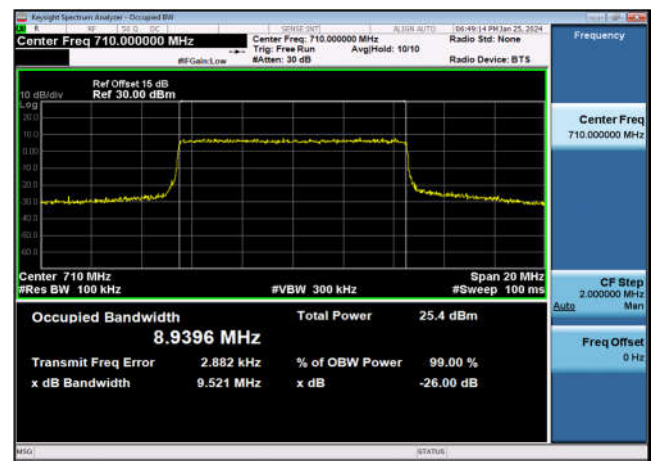
FDD17_MidRange_5_710_Q16



FDD17_MidRange_10_710_QPSK



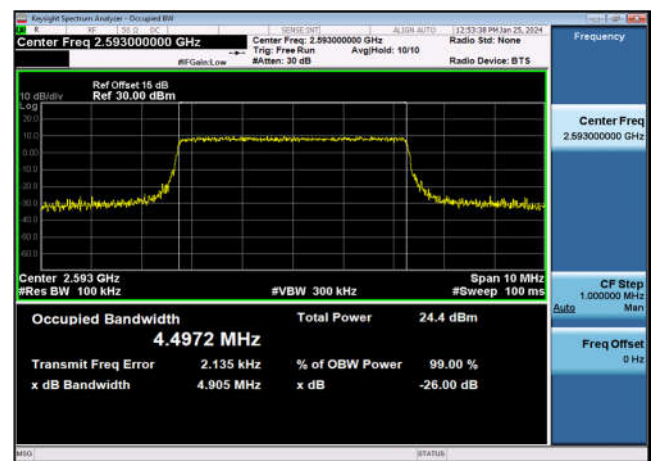
FDD17_MidRange_10_710_Q16



TDD41_MidRange_5_2593_QPSK



TDD41_MidRange_5_2593_Q16

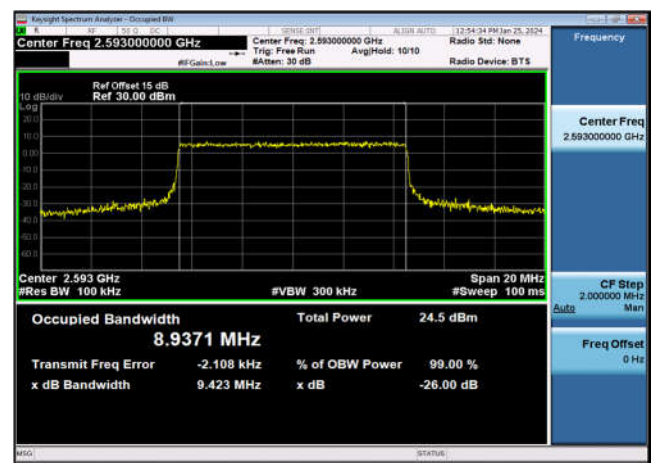




TDD41_MidRange_10_2593_QPSK



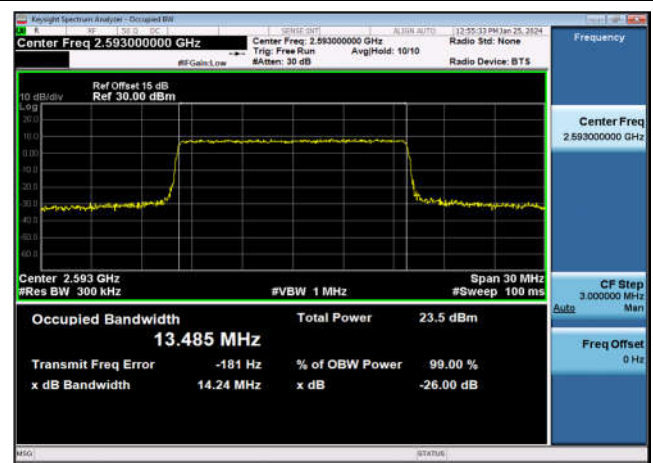
TDD41_MidRange_10_2593_Q16



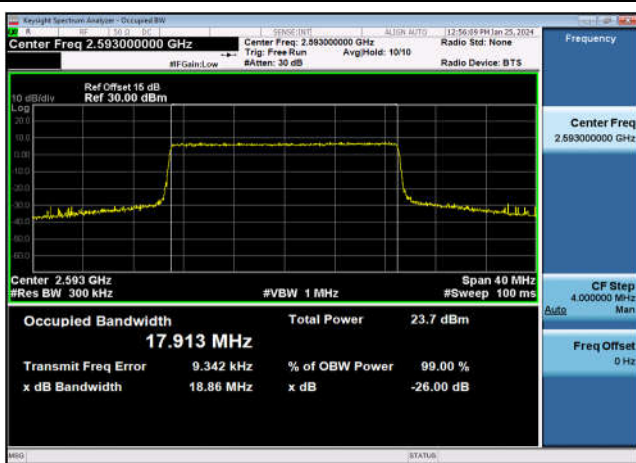
TDD41_MidRange_15_2593_QPSK



TDD41_MidRange_15_2593_Q16



TDD41_MidRange_20_2593_QPSK



TDD41_MidRange_20_2593_Q16

