

<b>Case No. :</b> <u>GTS20221215006-1-4</u>
<b>Ambient Condition:</b> <u>25</u> °C, <u>45</u> %RH, Atmos100.1Kpa,
<b>Test Date:</b> <u>2022.12.28</u> <b>Test Engineer:</b> <u>Jenny zeng</u>

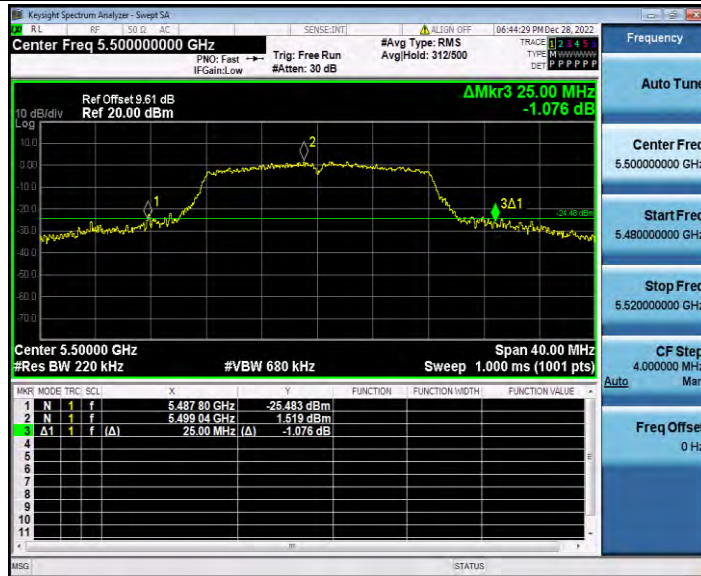
## Appendix F.1: Emission Bandwidth

### Test Result

TestMode	Antenna	Frequency[MHz]	26db EBW [MHz]	FL[MHz]	FH[MHz]	Limit[MHz]	Verdict
11A	Ant1	5500	25.000	5487.800	5512.800	---	---
		5600	21.720	5589.680	5611.400	---	---
		5700	23.480	5688.360	5711.840	---	---
11N20SISO	Ant1	5500	24.080	5487.880	5511.960	---	---
		5600	24.280	5589.560	5613.840	---	---
		5700	23.360	5690.000	5713.360	---	---
11N40SISO	Ant1	5510	43.440	5489.760	5533.200	---	---
		5590	40.640	5569.760	5610.400	---	---
		5670	40.480	5649.920	5690.400	---	---
11AC20SISO	Ant1	5500	23.120	5487.160	5510.280	---	---
		5600	20.440	5590.000	5610.440	---	---
		5700	24.120	5689.640	5713.760	---	---
11AC40SISO	Ant1	5510	40.240	5490.080	5530.320	---	---
		5590	43.920	5566.560	5610.480	---	---
		5670	49.600	5647.840	5697.440	---	---
11AC80SISO	Ant1	5530	94.720	5475.440	5570.160	---	---
		5610	102.240	5556.560	5658.800	---	---

# Test Graphs

11A\_Ant1\_5500



11A\_Ant1\_5600



11A\_Ant1\_5700



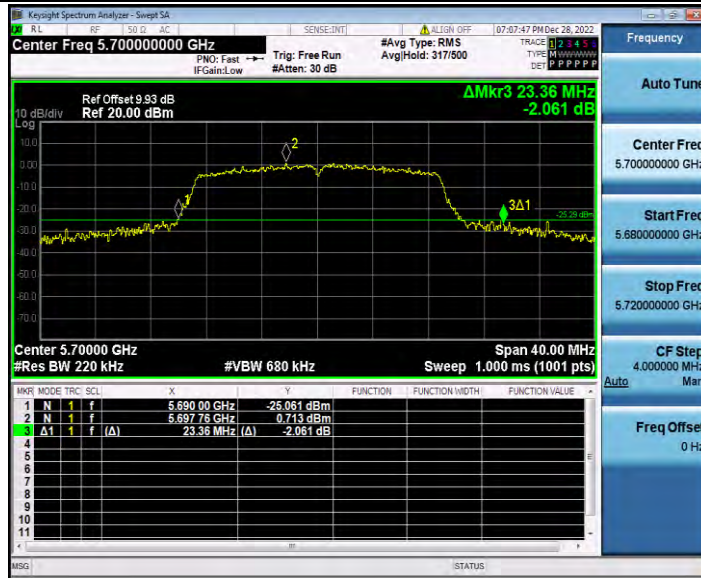
11N20SISO\_Ant1\_5500



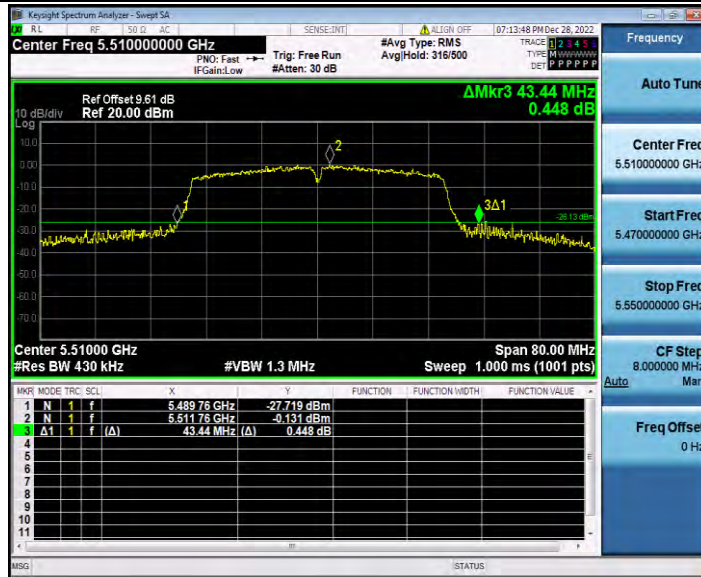
11N20SISO\_Ant1\_5600



11N20SISO\_Ant1\_5700



11N40SISO\_Ant1\_5510



11N40SISO\_Ant1\_5590



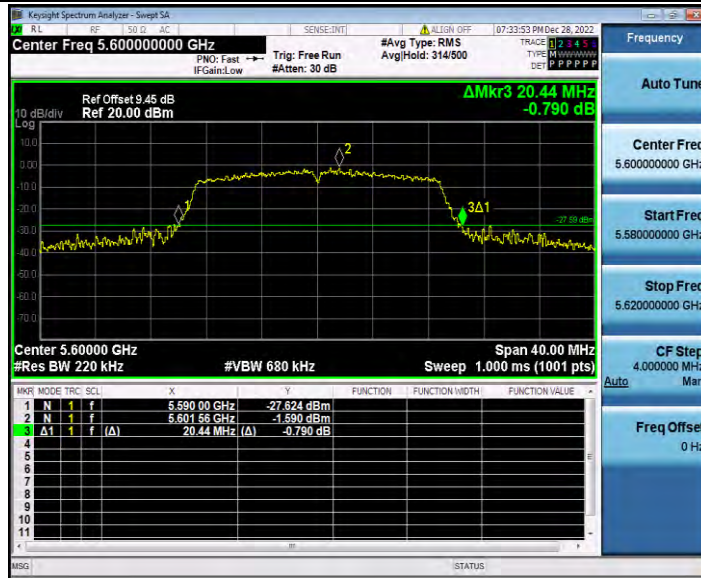
11N40SISO\_Ant1\_5670



11AC20SISO\_Ant1\_5500



11AC20SISO\_Ant1\_5600



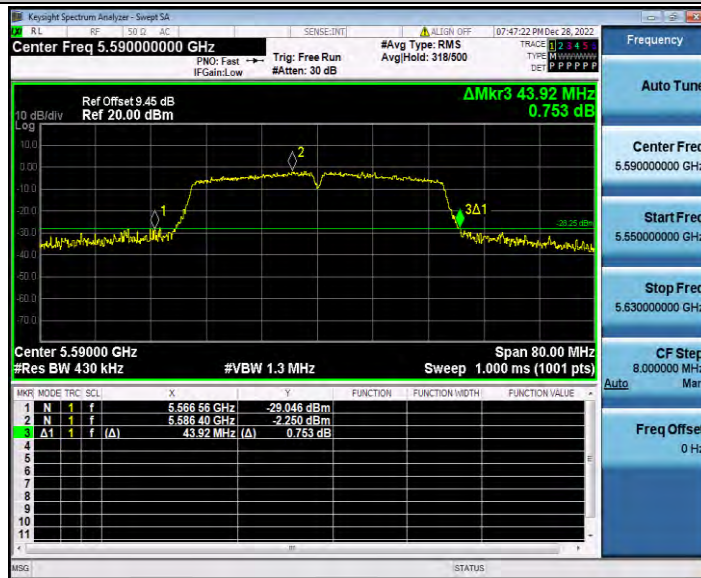
11AC20SISO\_Ant1\_5700



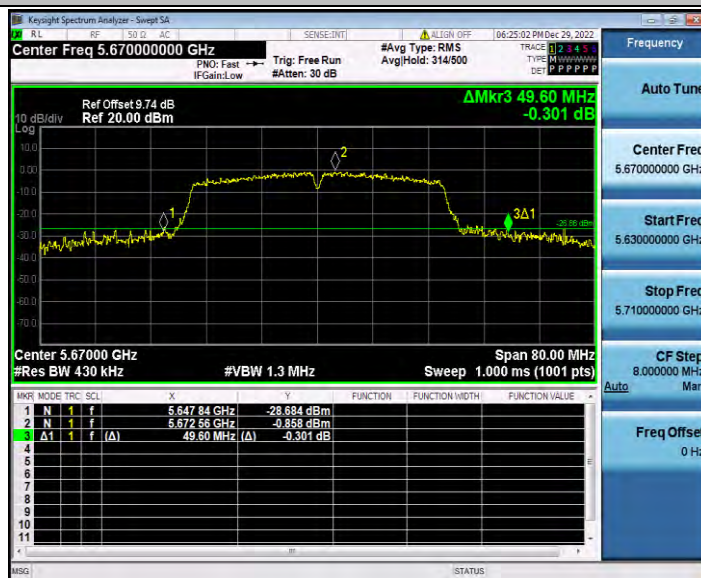
11AC40SISO\_Ant1\_5510



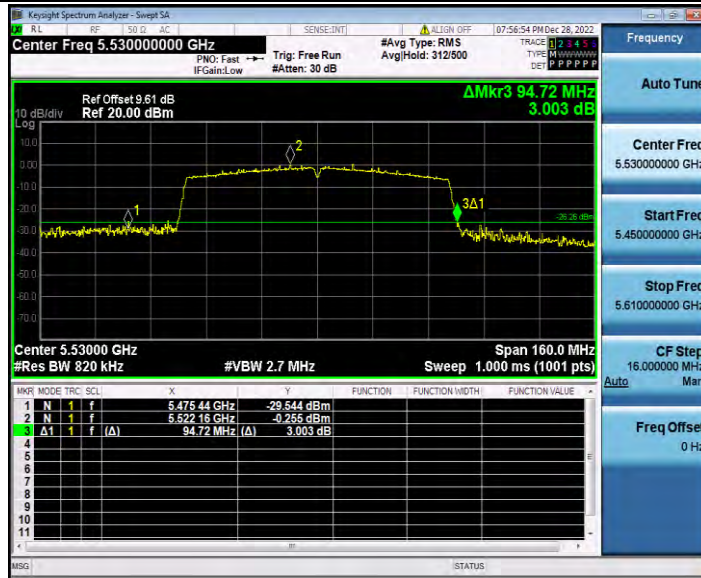
11AC40SISO\_Ant1\_5590



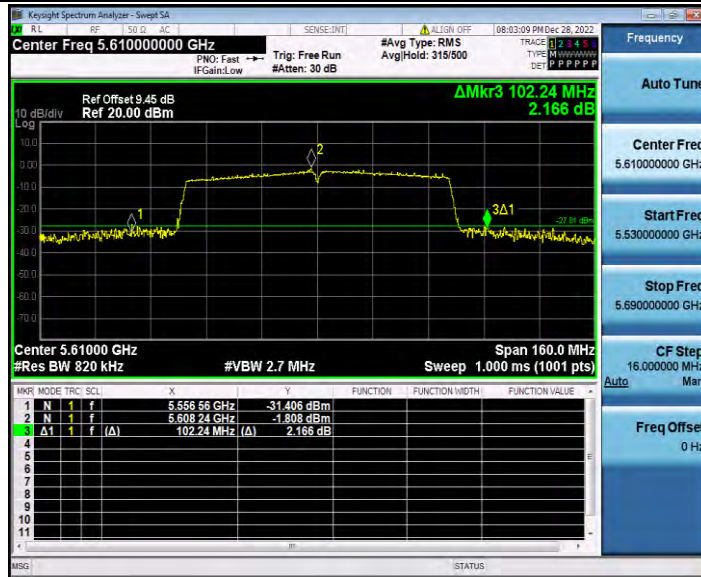
11AC40SISO\_Ant1\_5670



11AC80SISO\_Ant1\_5530



11AC80SISO\_Ant1\_5610





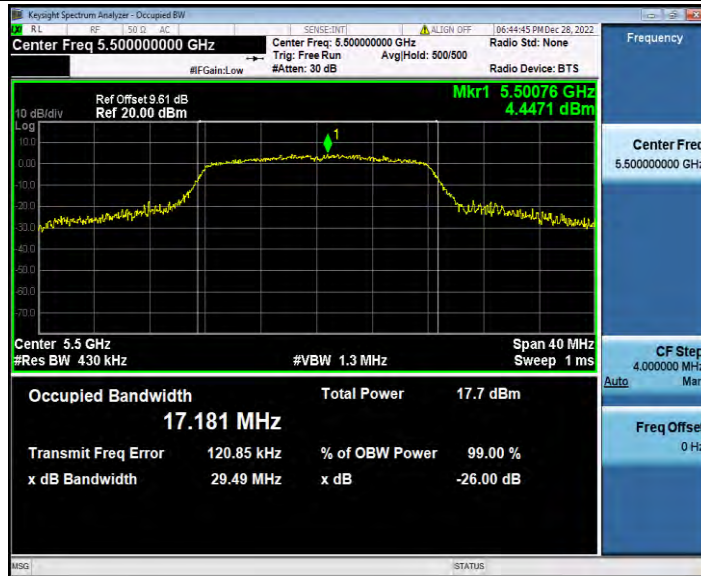
## Appendix F.2: Occupied channel bandwidth

### Test Result

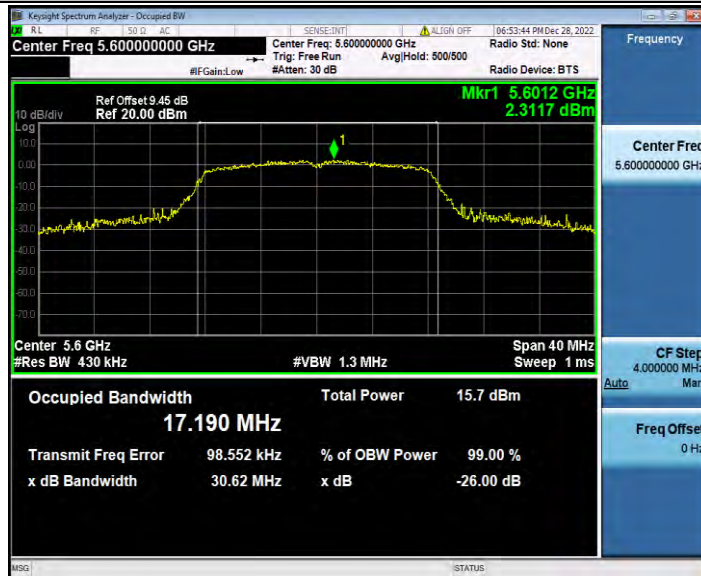
TestMode	Antenna	Frequency[MHz]	OCB [MHz]	FL[MHz]	FH[MHz]	Limit[MHz]	Verdict
11A	Ant1	5500	17.181	5491.530	5508.711	---	---
		5600	17.190	5591.504	5608.694	---	---
		5700	17.168	5691.530	5708.698	---	---
11N20SISO	Ant1	5500	18.080	5491.044	5509.124	---	---
		5600	18.096	5591.045	5609.141	---	---
		5700	18.086	5691.042	5709.128	---	---
11N40SISO	Ant1	5510	36.342	5491.953	5528.295	---	---
		5590	36.423	5571.848	5608.271	---	---
		5670	36.350	5651.898	5688.248	---	---
11AC20SISO	Ant1	5500	17.978	5491.104	5509.082	---	---
		5600	17.944	5591.117	5609.061	---	---
		5700	18.006	5691.152	5709.158	---	---
11AC40SISO	Ant1	5510	36.413	5491.916	5528.329	---	---
		5590	36.599	5571.739	5608.338	---	---
		5670	36.480	5651.945	5688.425	---	---
11AC80SISO	Ant1	5530	75.232	5492.329	5567.561	---	---
		5610	75.777	5572.324	5648.101	---	---

# Test Graphs

11A\_Ant1\_5500



11A\_Ant1\_5600



11A\_Ant1\_5700



11N20SISO\_Ant1\_5500



11N20SISO\_Ant1\_5600



11N20SISO\_Ant1\_5700



11N40SISO\_Ant1\_5510



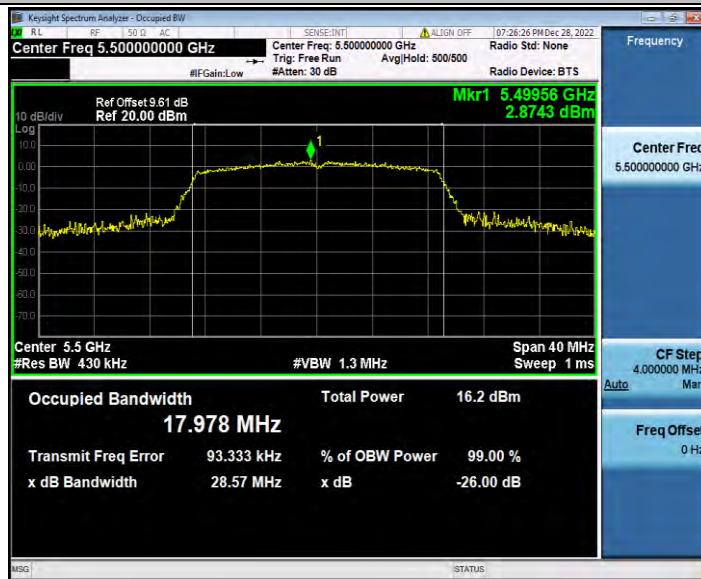
11N40SISO\_Ant1\_5590



11N40SISO\_Ant1\_5670



11A20SISO\_Ant1\_5500



11AC20SISO\_Ant1\_5600



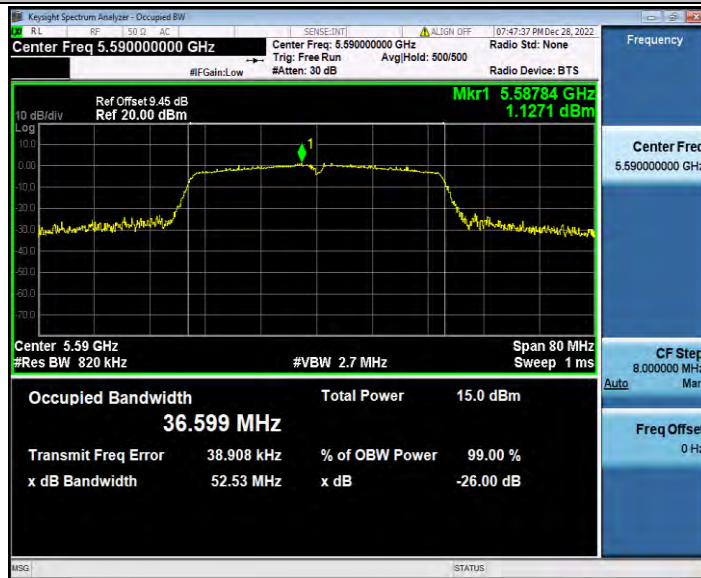
11AC20SISO\_Ant1\_5700



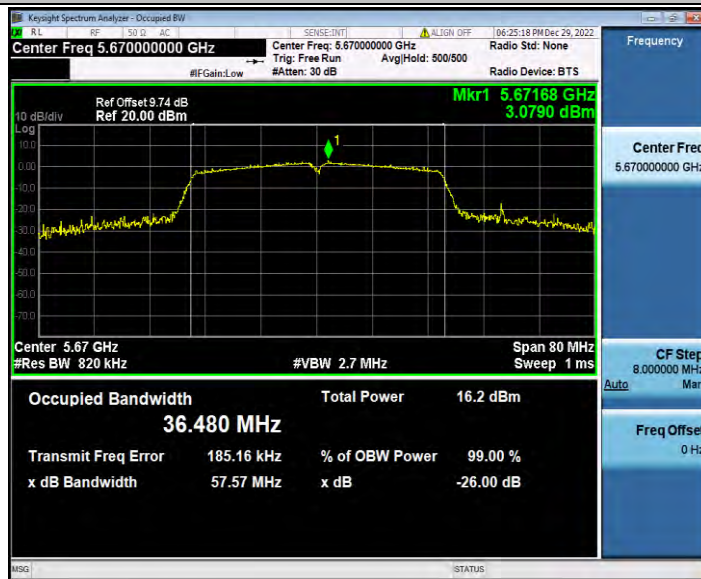
11AC40SISO\_Ant1\_5510



11AC40SISO\_Ant1\_5590



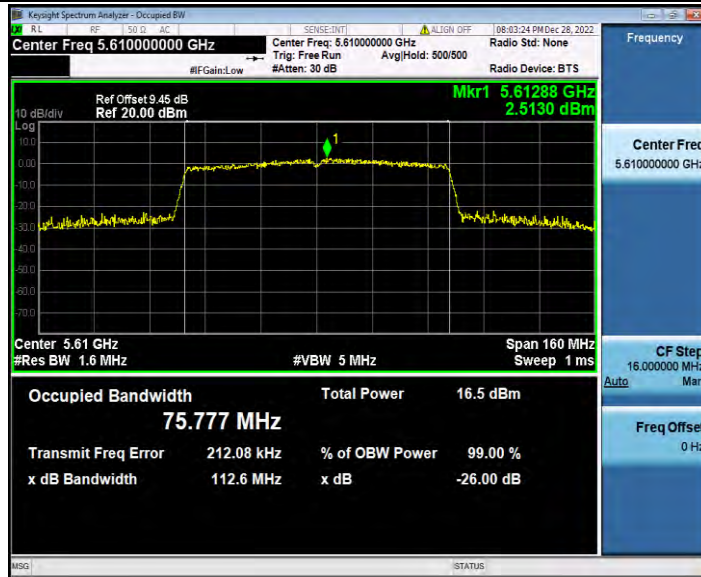
11AC40SISO\_Ant1\_5670



11AC80SISO\_Ant1\_5530



11AC80SISO\_Ant1\_5610





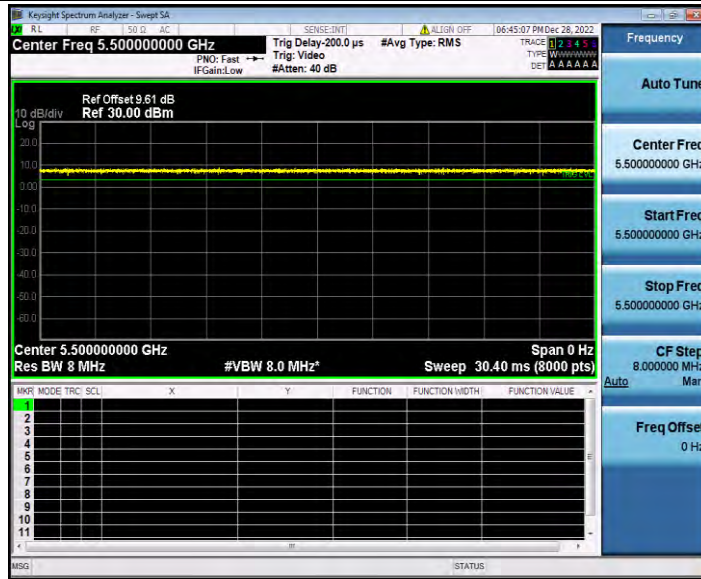
## Appendix F.3: Duty Cycle

### Test Result

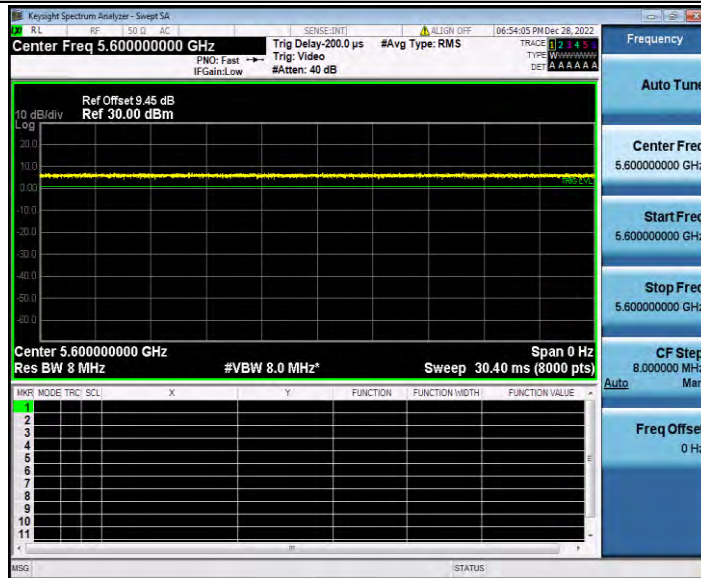
TestMode	Antenna	Frequency[MHz]	Transmission Duration [ms]	Transmission Period [ms]	Duty Cycle [%]
11A	Ant1	5500	30.00	30.00	100.00
		5600	30.00	30.00	100.00
		5700	30.00	30.00	100.00
11N20SISO	Ant1	5500	30.00	30.00	100.00
		5600	30.00	30.00	100.00
		5700	30.00	30.00	100.00
11N40SISO	Ant1	5510	30.00	30.00	100.00
		5590	30.00	30.00	100.00
		5670	30.00	30.00	100.00
11AC20SISO	Ant1	5500	30.00	30.00	100.00
		5600	30.00	30.00	100.00
		5700	1.31	1.36	96.32
11AC40SISO	Ant1	5510	30.00	30.00	100.00
		5590	30.00	30.00	100.00
		5670	0.65	0.69	94.20
11AC80SISO	Ant1	5530	30.00	30.00	100.00
		5610	30.00	30.00	100.00

# Test Graphs

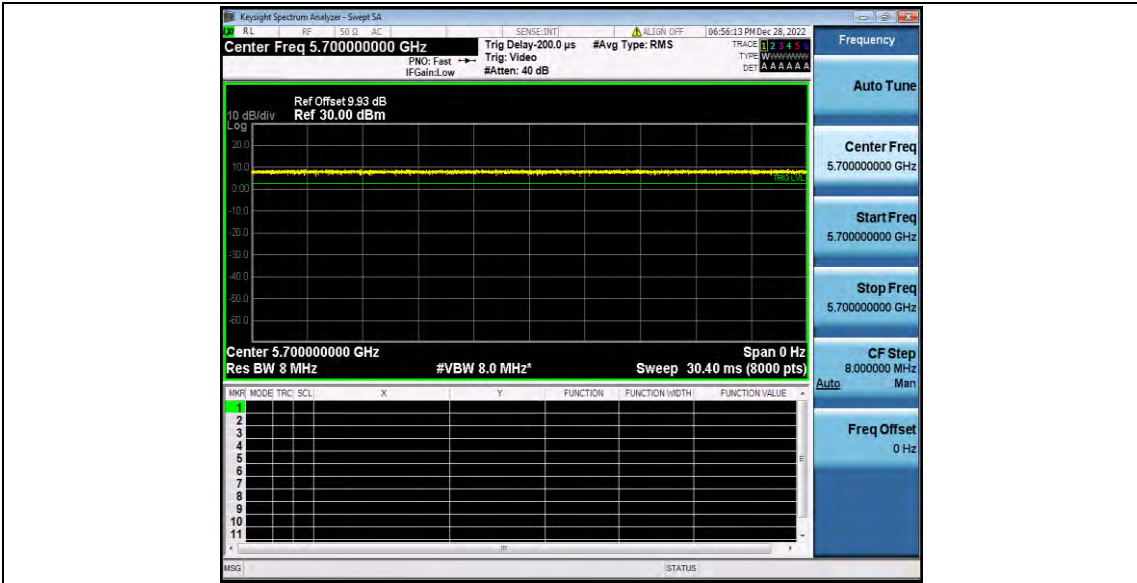
11A\_Ant1\_5500



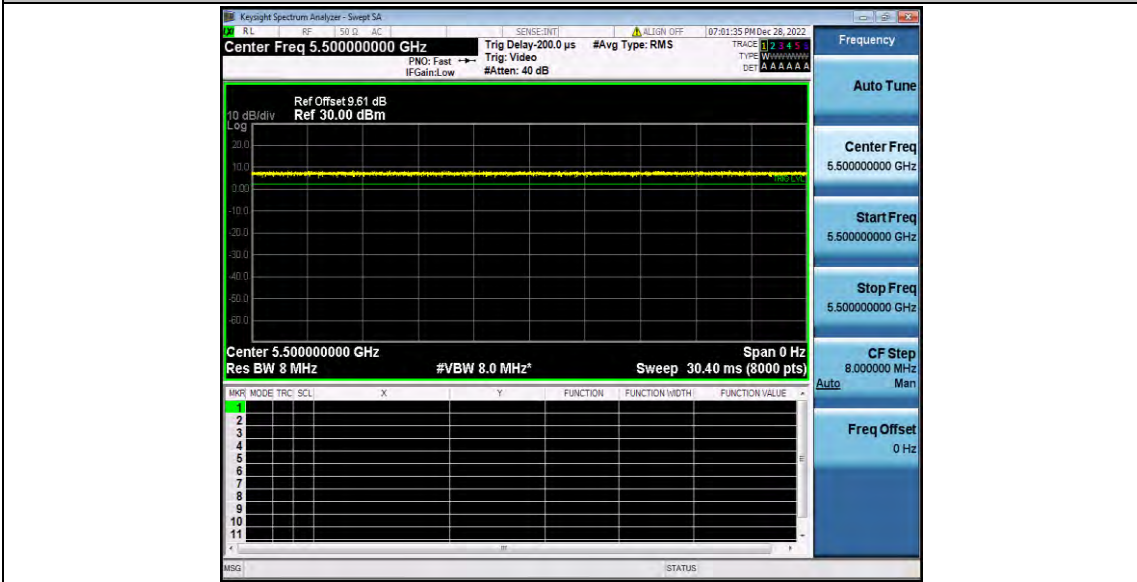
11A\_Ant1\_5600



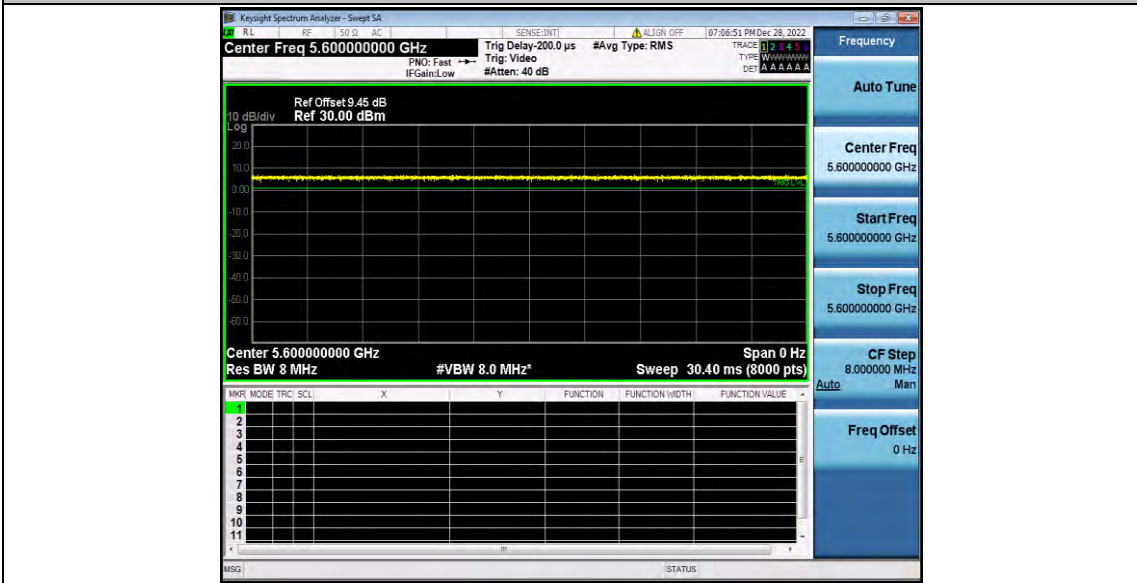
11A\_Ant1\_5700



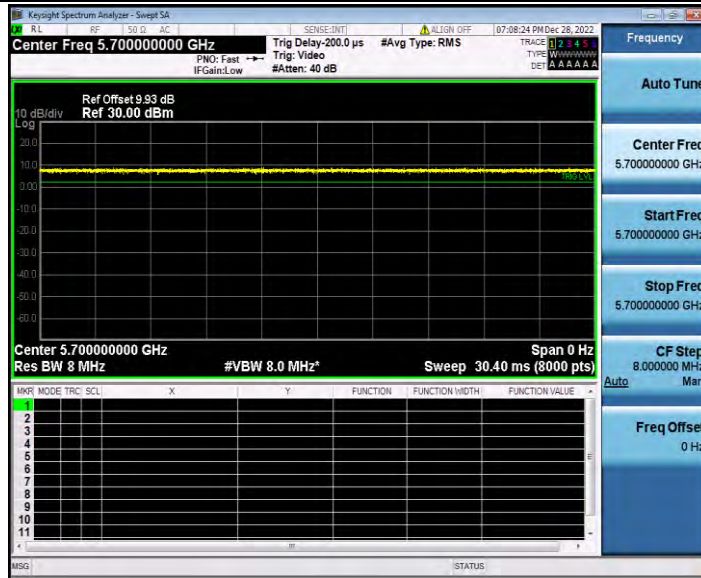
11N20SISO\_Ant1\_5500



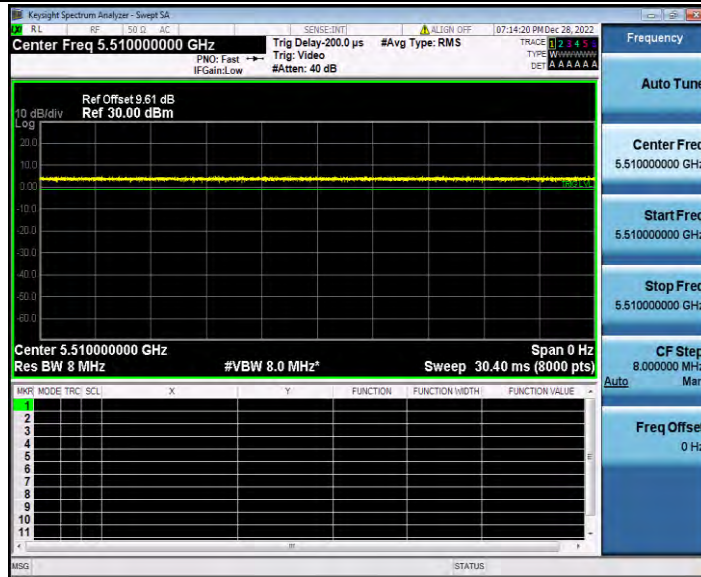
11N20SISO\_Ant1\_5600



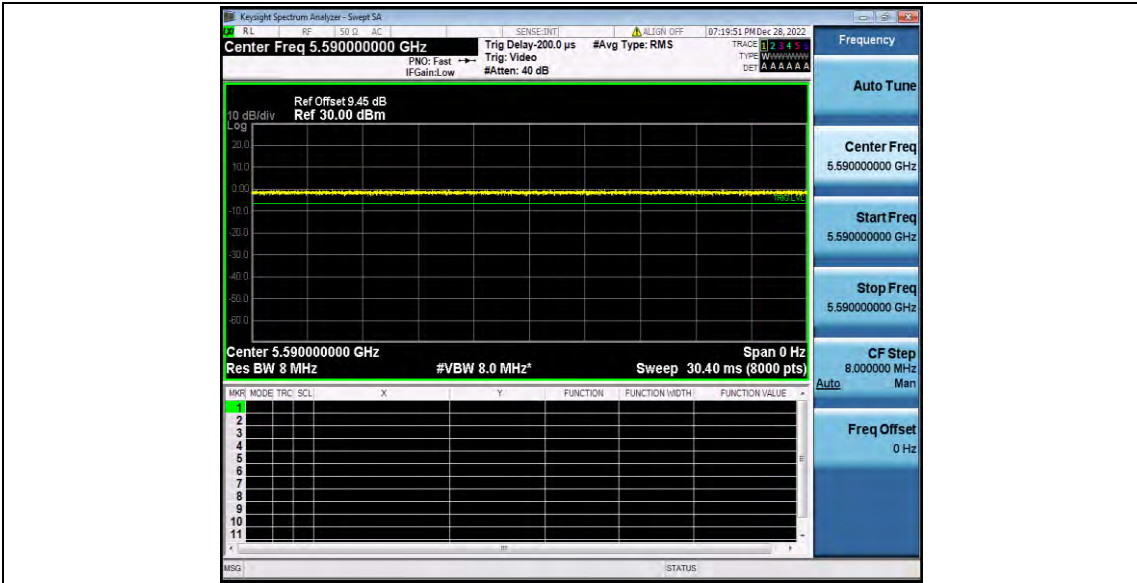
11N20SISO\_Ant1\_5700



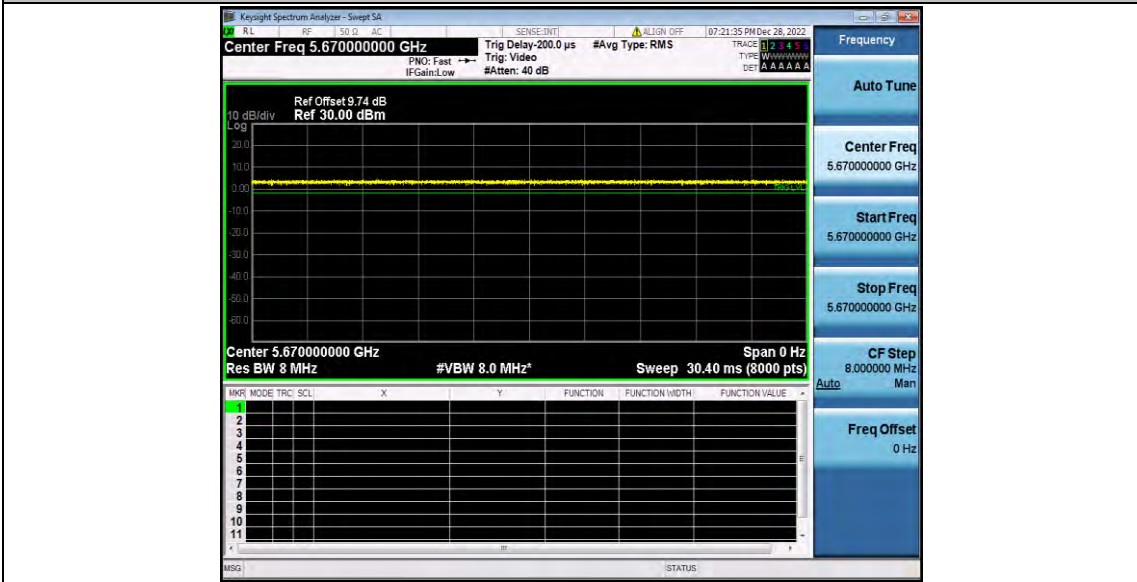
11N40SISO\_Ant1\_5510



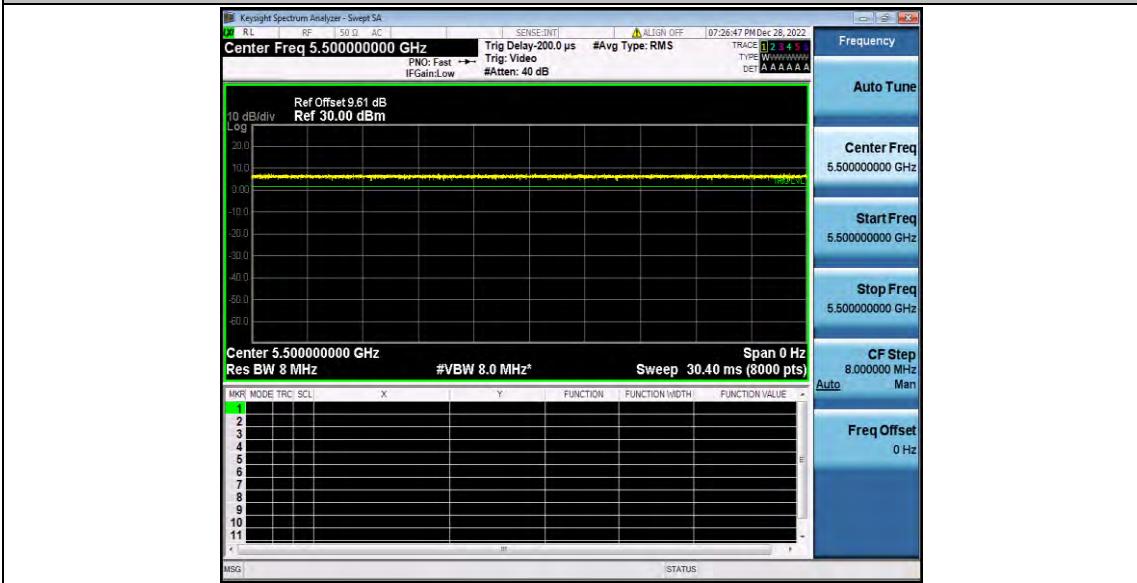
11N40SISO\_Ant1\_5590



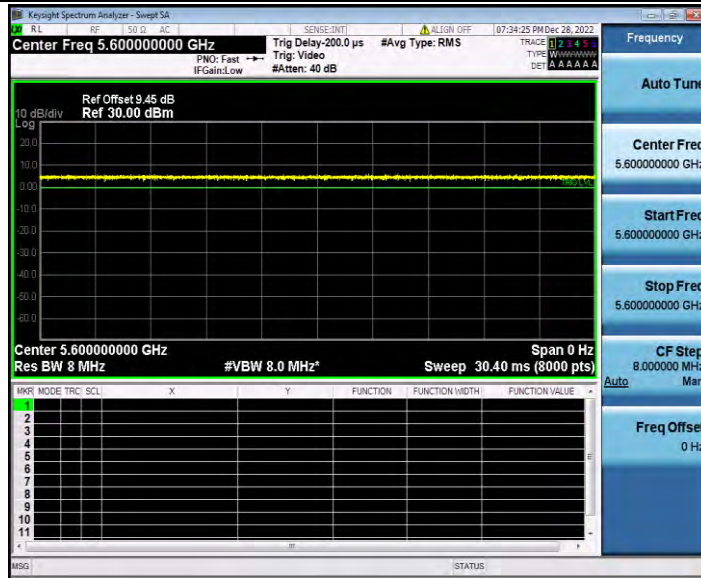
11N40SISO\_Ant1\_5670



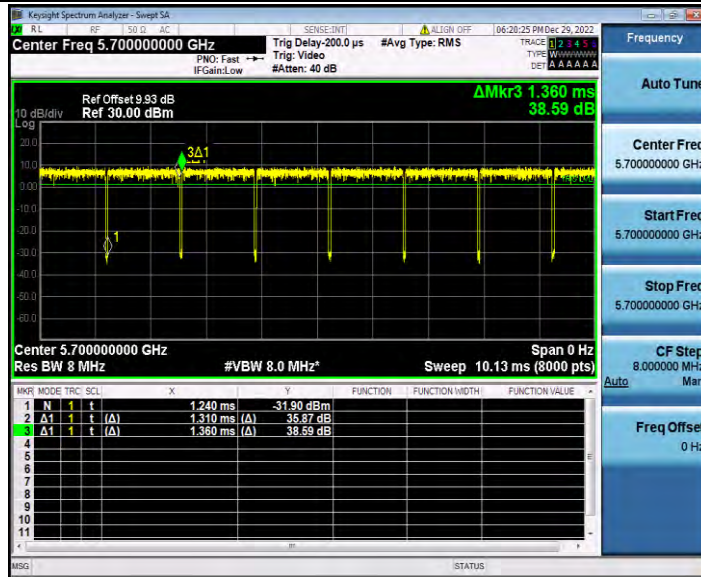
11AC20SISO\_Ant1\_5500



11AC20SISO\_Ant1\_5600



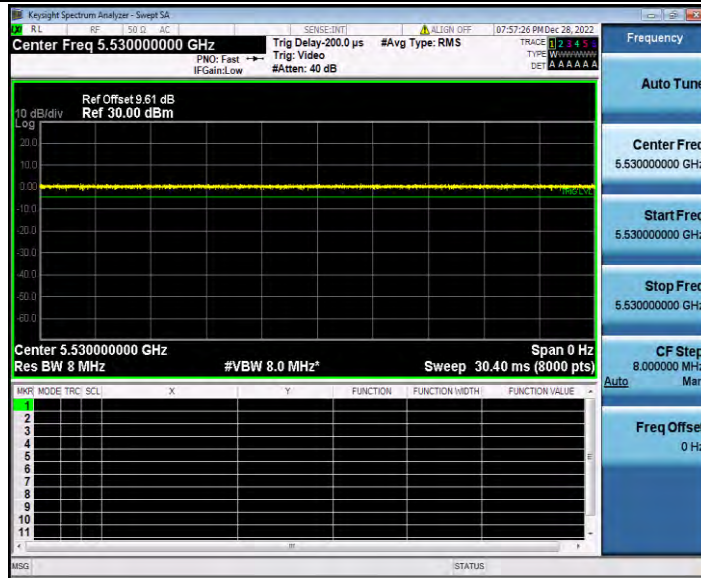
11AC20SISO\_Ant1\_5700



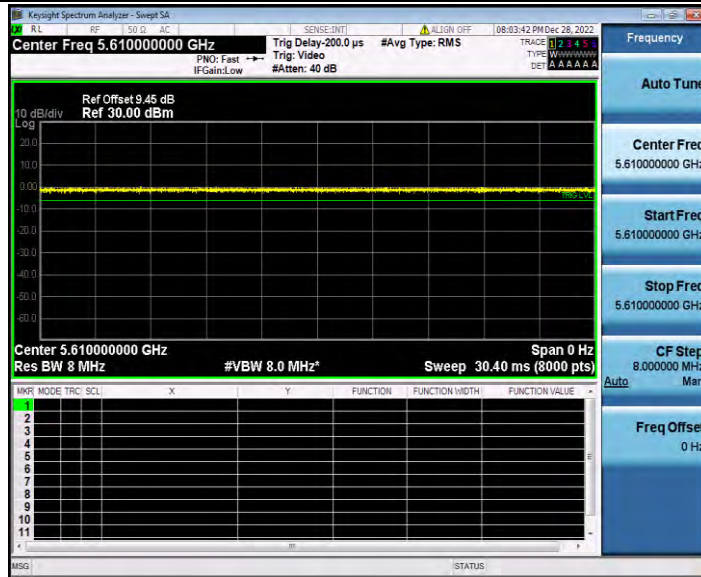
11AC40SISO\_Ant1\_5510



11AC80SISO\_Ant1\_5530



11AC80SISO\_Ant1\_5610





## Appendix F.4: Maximum conducted output power

### Test Result Channel Power

Test Mode	Antenna	Frequency[M Hz]	Channel Power [dBm]	Duty Cycle [%]	DC Factor [dBm]	Result [dBm]	Limit [dBm]	Verdict
11A	Ant1	5500	6.69	100.00	0.00	6.69	≤23.98	PASS
		5600	6.80	100.00	0.00	6.80	≤23.98	PASS
		5700	6.45	100.00	0.00	6.45	≤23.98	PASS
11N20SISO	Ant1	5500	6.16	100.00	0.00	6.16	≤23.98	PASS
		5600	6.79	100.00	0.00	6.79	≤23.98	PASS
		5700	6.36	100.00	0.00	6.36	≤23.98	PASS
11N40SISO	Ant1	5510	6.32	100.00	0.00	6.32	≤23.98	PASS
		5590	6.31	100.00	0.00	6.31	≤23.98	PASS
		5670	6.78	100.00	0.00	6.78	≤23.98	PASS
11AC20SISO	Ant1	5500	6.28	100.00	0.00	6.28	≤23.98	PASS
		5600	6.60	100.00	0.00	6.60	≤23.98	PASS
		5700	6.12	96.32	0.16	6.28	≤23.98	PASS
11AC40SISO	Ant1	5510	6.24	100.00	0.00	6.24	≤23.98	PASS
		5590	6.50	100.00	0.00	6.50	≤23.98	PASS
		5670	6.53	94.20	0.26	6.79	≤23.98	PASS
11AC80SISO	Ant1	5530	6.75	100.00	0.00	6.75	≤23.98	PASS
		5610	6.46	100.00	0.00	6.46	≤23.98	PASS

Note: The Duty Cycle Factor is compensated in the graph.

## Appendix F.5: Maximum power spectral density

### Test Result

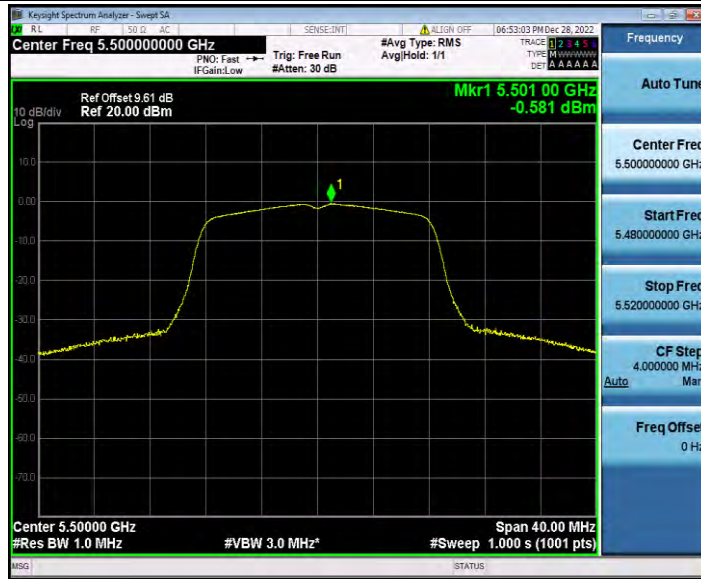
TestMode	Antenna	Frequency[MHz]	Result [dBm/MHz]	Limit[dBm/MHz]	Verdict
11A	Ant1	5500	-0.58	≤11.00	PASS
		5600	-2.19	≤11.00	PASS
		5700	-0.26	≤11.00	PASS
11N20SISO	Ant1	5500	-1.01	≤11.00	PASS
		5600	-2.38	≤11.00	PASS
		5700	-0.53	≤11.00	PASS
11N40SISO	Ant1	5510	-4.19	≤11.00	PASS
		5590	-9.51	≤11.00	PASS
		5670	-4.91	≤11.00	PASS
11AC20SISO	Ant1	5500	-1.92	≤11.00	PASS
		5600	-3.51	≤11.00	PASS
		5700	-1.31	≤11.00	PASS
11AC40SISO	Ant1	5510	-4.29	≤11.00	PASS
		5590	-6.31	≤11.00	PASS
		5670	-4.65	≤11.00	PASS
11AC80SISO	Ant1	5530	-7.82	≤11.00	PASS
		5610	-9.24	≤11.00	PASS

Note: 1.The Result and Limit Unit is dBm/500 kHz in the band 5.725–5.85 GHz.

2.The Duty Cycle Factor and RBW Factor is compensated in the graph.

# Test Graphs

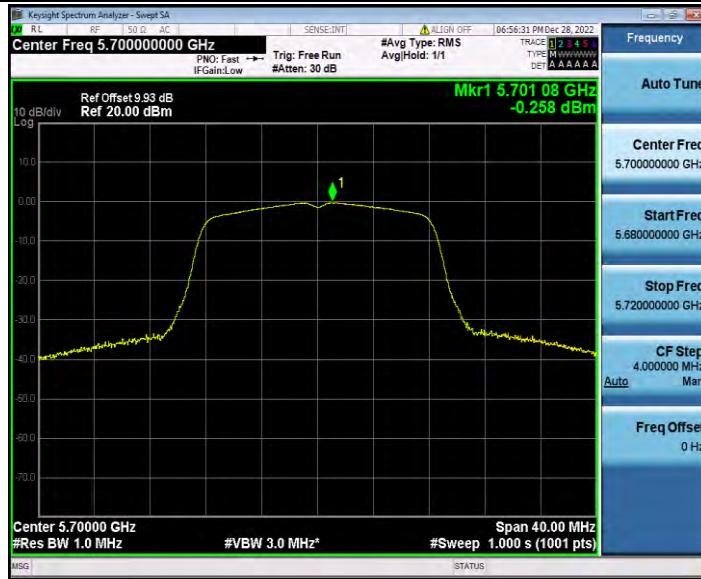
11A\_Ant1\_5500



11A\_Ant1\_5600



11A\_Ant1\_5700



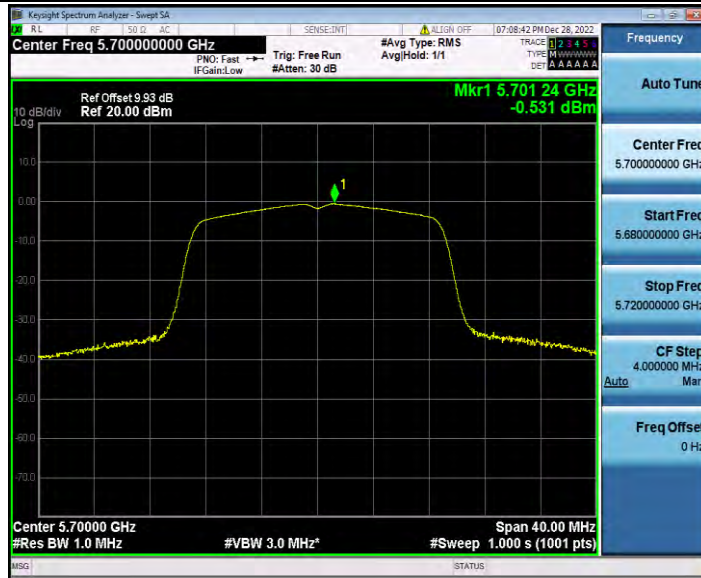
11N20SISO\_Ant1\_5500



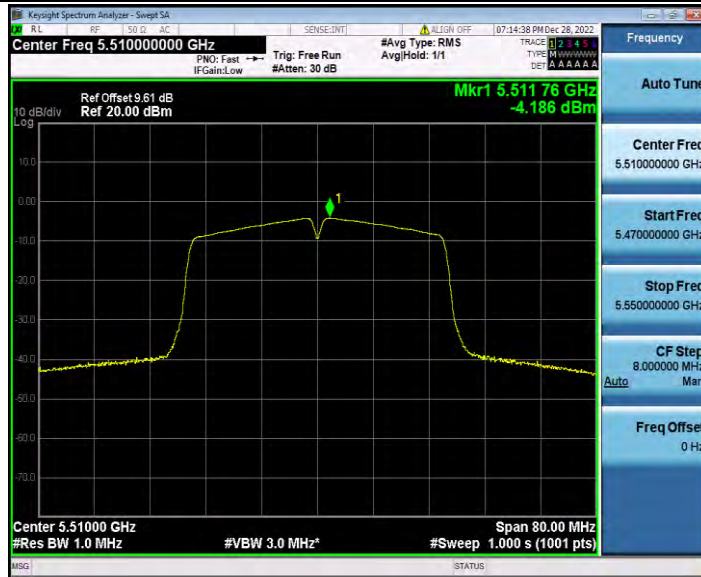
11N20SISO\_Ant1\_5600



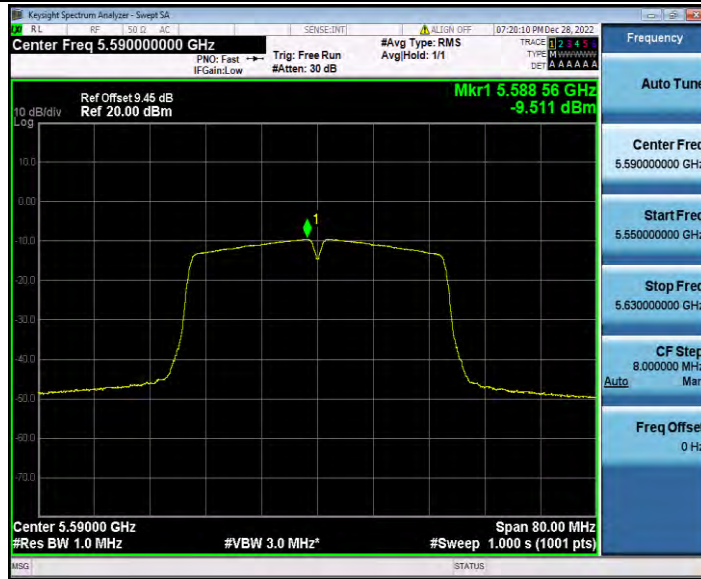
11N20SISO\_Ant1\_5700



11N40SISO\_Ant1\_5510



11N40SISO\_Ant1\_5590



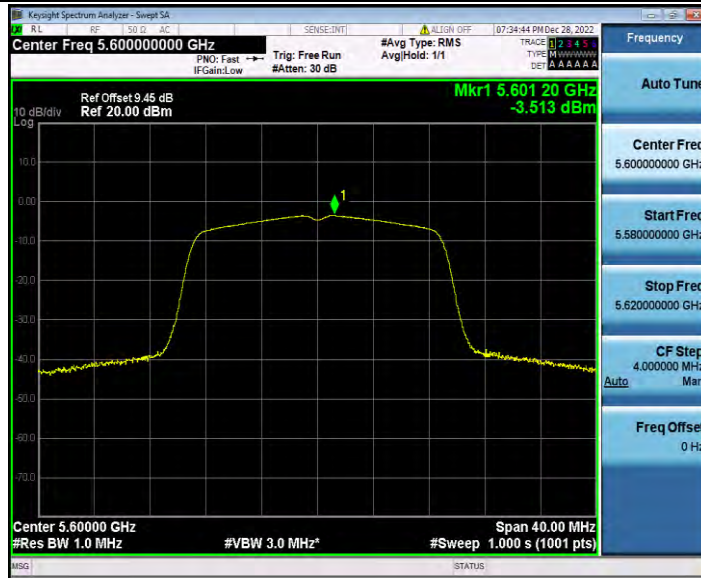
11N40SISO\_Ant1\_5670



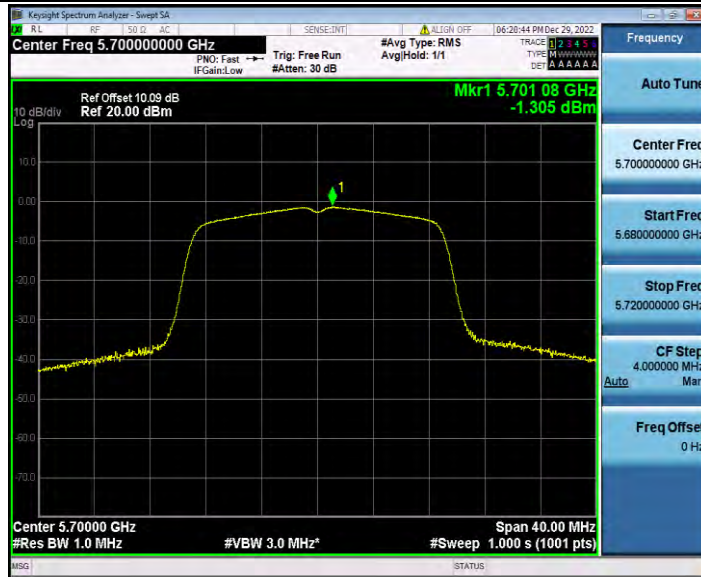
11AC20SISO\_Ant1\_5500



11AC20SISO\_Ant1\_5600



11AC20SISO\_Ant1\_5700



11AC40SISO\_Ant1\_5510



11AC40SISO\_Ant1\_5590

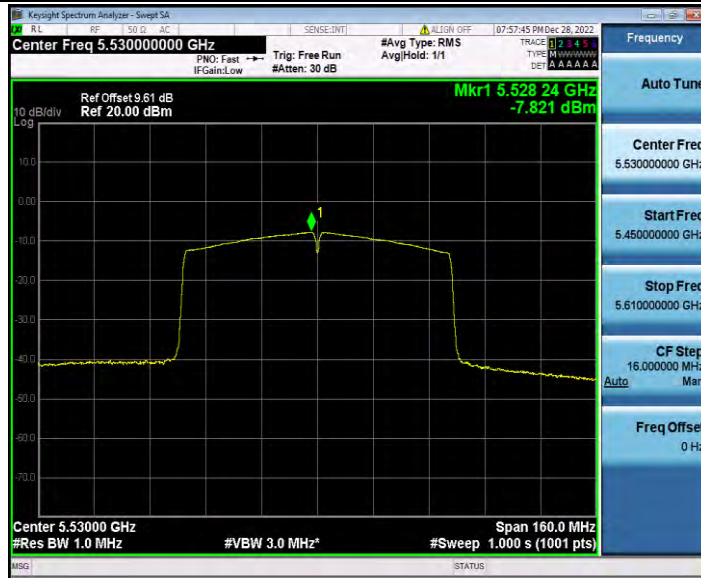


11AC40SISO\_Ant1\_5670

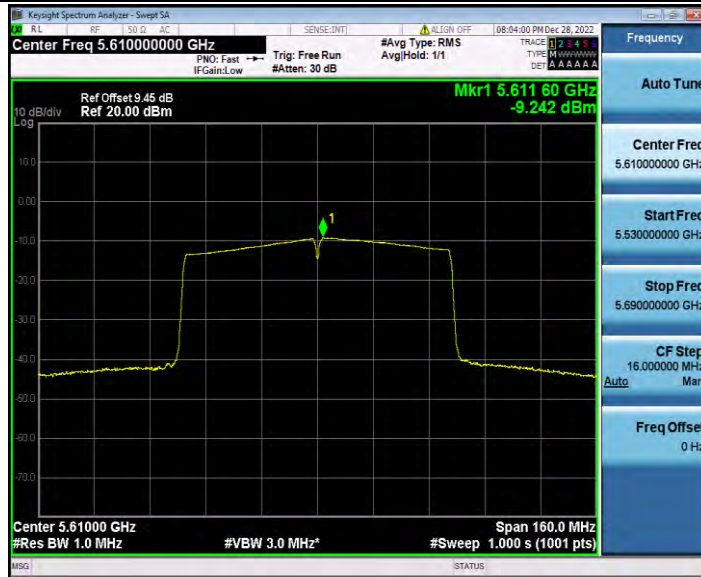




11AC80SISO\_Ant1\_5530



11AC80SISO\_Ant1\_5610



## Appendix F.6: Band edge measurements

### Test Result B3

TestMode	Antenna	ChName	Frequency[MHz]	Result[dBm]	Limit[dBm]	Verdict
11A	Ant1	Low	5500	-31.35	≤-27	PASS
		High	5700	-27.72	≤-27	PASS
11N20SISO	Ant1	Low	5500	-30.93	≤-27	PASS
		High	5700	-28.59	≤-27	PASS
11N40SISO	Ant1	Low	5510	-30.86	≤-27	PASS
		High	5670	-36.83	≤-27	PASS
11AC20SISO	Ant1	Low	5500	-34.11	≤-27	PASS
		High	5700	-32.51	≤-27	PASS
11AC40SISO	Ant1	Low	5510	-31.84	≤-27	PASS
		High	5670	-34.99	≤-27	PASS
11AC80SISO	Ant1	Low	5530	-28.44	≤-27	PASS
		High	5610	-34.33	≤-27	PASS

# Test Graphs B3

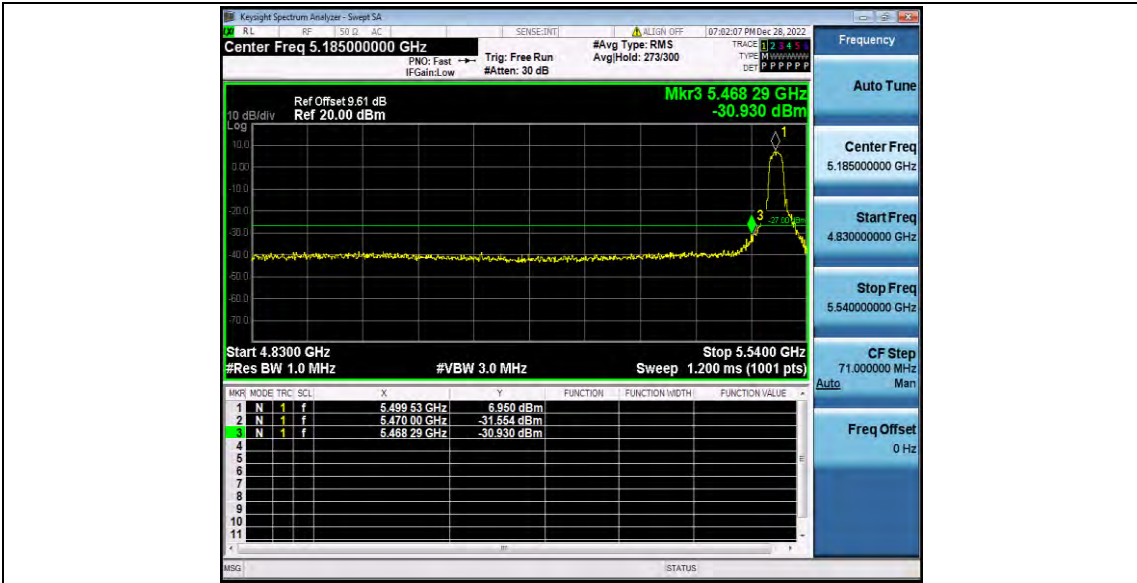
11A\_Ant1\_Low\_5500



11A\_Ant1\_High\_5700



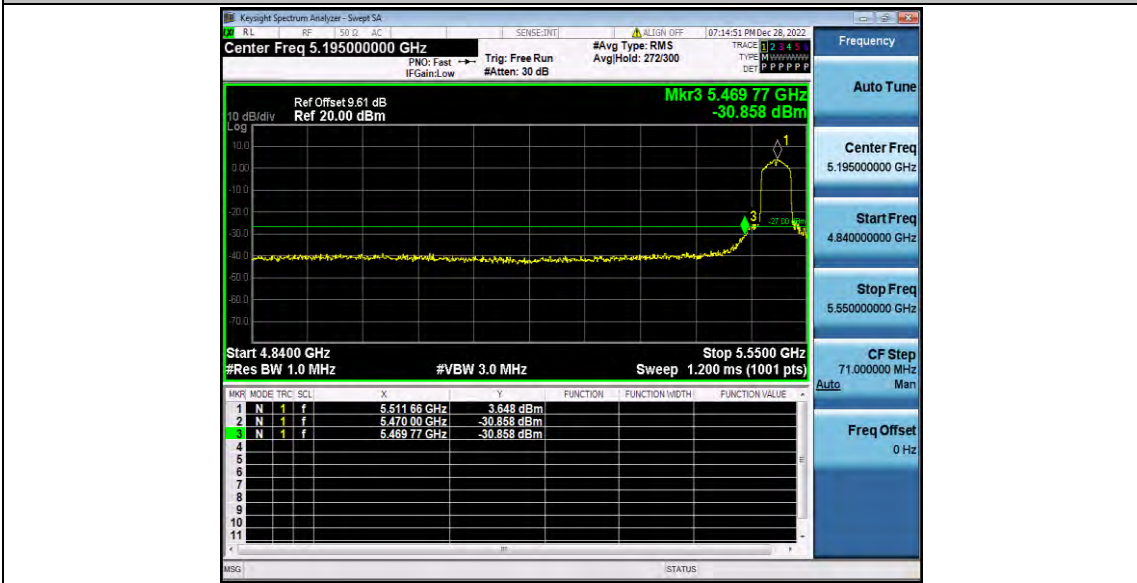
11N20SISO\_Ant1\_Low\_5500



11N20SISO\_Ant1\_High\_5700



11N40SISO\_Ant1\_Low\_5510



11N40SISO\_Ant1\_High\_5670



11AC20SISO\_Ant1\_Low\_5500



11AC20SISO\_Ant1\_High\_5700



11AC40SISO\_Ant1\_Low\_5510



11AC40SISO\_Ant1\_High\_5670



11AC80SISO\_Ant1\_Low\_5530



11AC80SISO\_Ant1\_High\_5610



## Appendix F.7: Conducted Spurious Emission

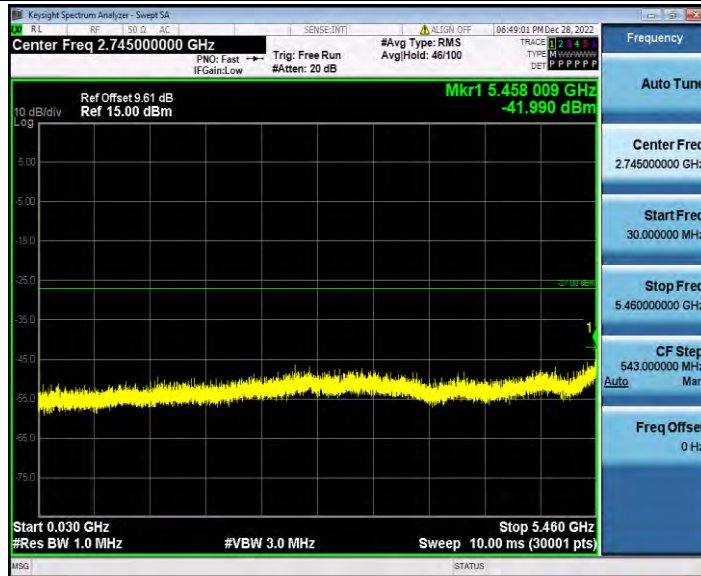
### Test Result

TestMode	Antenna	Frequency[MHz]	FreqRange [MHz]	Max. Fre [MHz]	Max. Level [dBm]	Limit [dBm]	Verdict
11A	Ant1	5500	30~5460	5458.01	-41.99	≤-27	PASS
			5735~40000	25692.2	-38.06	≤-27	PASS
		5600	30~5460	4968.04	-46.84	≤-27	PASS
			5735~40000	26810.03	-37.91	≤-27	PASS
		5700	30~5460	4948.49	-46.67	≤-27	PASS
			5735~40000	5737.84	-35.06	≤-27	PASS
11N20SISO	Ant1	5500	30~5460	5446.24	-39.94	≤-27	PASS
			5735~40000	26893.68	-38	≤-27	PASS
		5600	30~5460	5453.3	-46.43	≤-27	PASS
			5735~40000	24987.62	-38.14	≤-27	PASS
		5700	30~5460	4977.27	-46.1	≤-27	PASS
			5735~40000	24826.72	-38.08	≤-27	PASS
11N40SISO	Ant1	5510	30~5460	5459.64	-35.65	≤-27	PASS
			5735~40000	24156.87	-38.27	≤-27	PASS
		5590	30~5460	5418.91	-46.09	≤-27	PASS
			5735~40000	26488.93	-38.18	≤-27	PASS
		5670	30~5460	2404.9	-46.67	≤-27	PASS
			5735~40000	24755.12	-37	≤-27	PASS
11AC20SISO	Ant1	5500	30~5460	5459.46	-41.14	≤-27	PASS
			5735~40000	24271.7	-37.73	≤-27	PASS
		5600	30~5460	5404.07	-46.41	≤-27	PASS
			5735~40000	24824.59	-38.19	≤-27	PASS
		5700	30~5460	5391.94	-46.42	≤-27	PASS
			5735~40000	24295.09	-37.25	≤-27	PASS
11AC40SISO	Ant1	5510	30~5460	5459.28	-37.89	≤-27	PASS
			5735~40000	24896.18	-38.05	≤-27	PASS
		5590	30~5460	5422.53	-46.73	≤-27	PASS
			5735~40000	24906.82	-37.88	≤-27	PASS
		5670	30~5460	5445.7	-46.24	≤-27	PASS
			5735~40000	24998.25	-37.52	≤-27	PASS
11AC80SISO	Ant1	5530	30~5460	5459.64	-29.66	≤-27	PASS
			5735~40000	25025.19	-37.88	≤-27	PASS
		5610	30~5460	2411.96	-44.68	≤-27	PASS
			5735~40000	24187.35	-38.79	≤-27	PASS

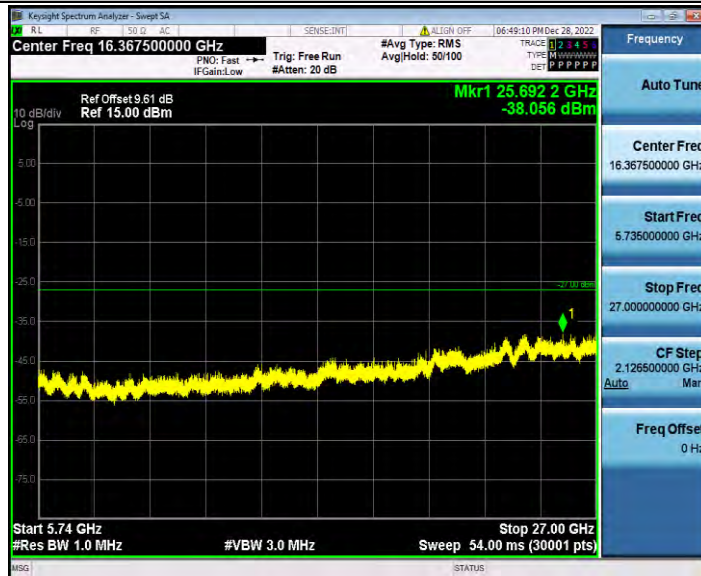


# Test Graphs

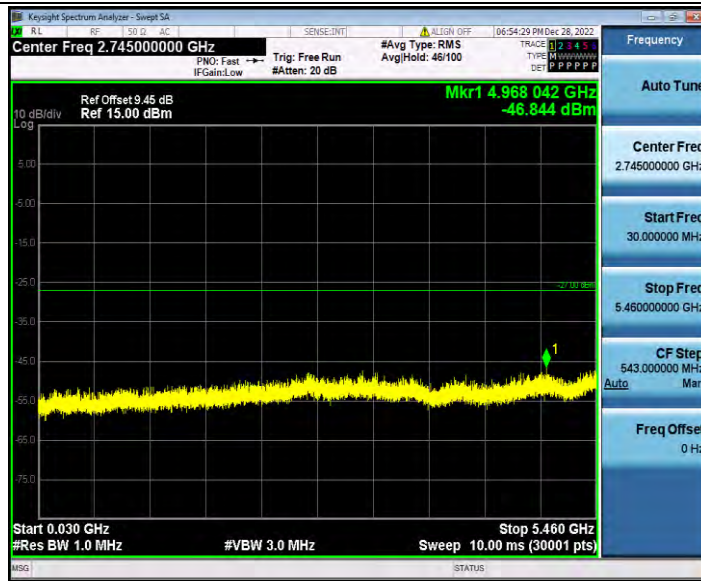
11A\_Ant1\_5500\_30~5460



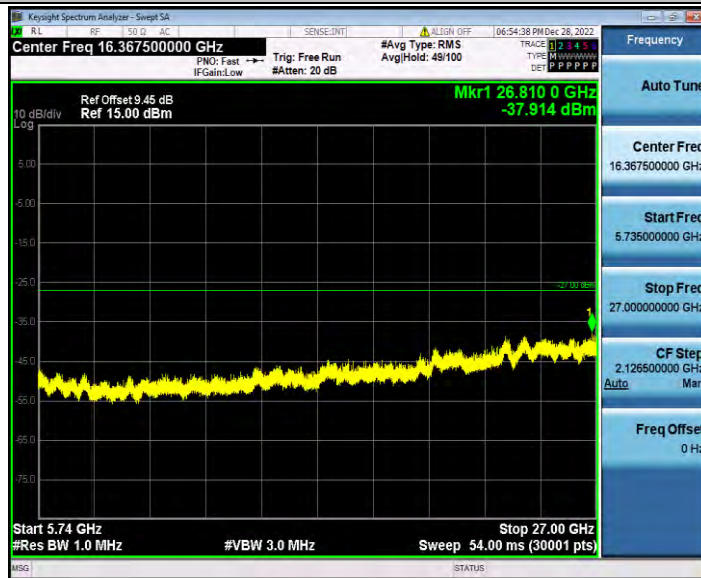
11A\_Ant1\_5500\_5735~40000



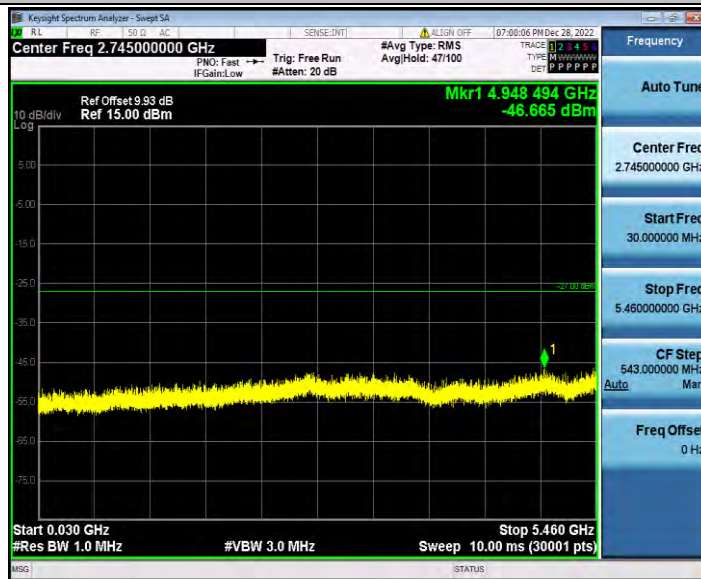
11A\_Ant1\_5600\_30~5460



11A\_Ant1\_5600\_5735~40000



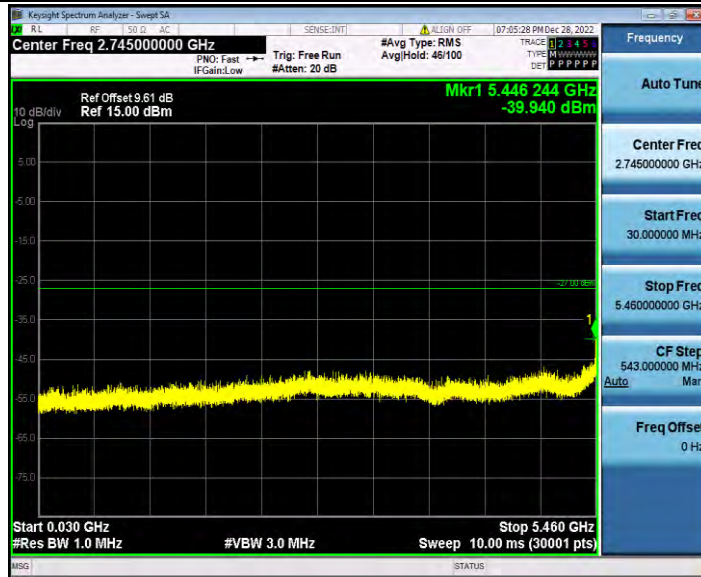
11A\_Ant1\_5700\_30~5460



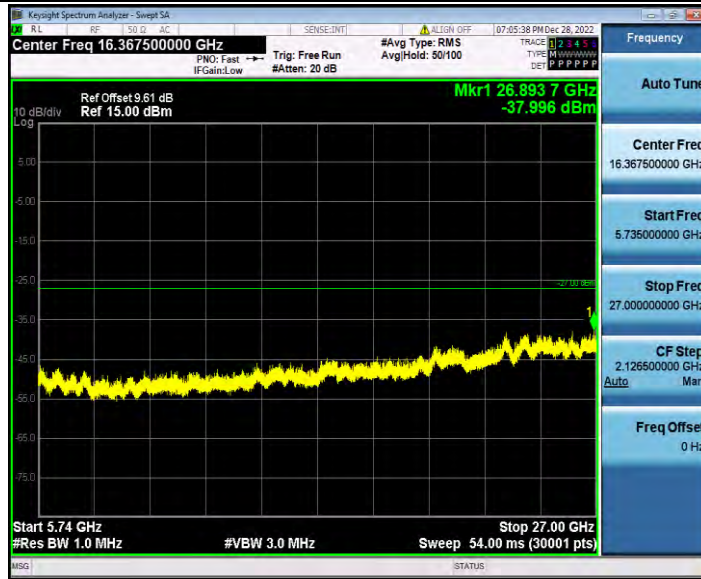
11A\_Ant1\_5700\_5735~40000



11N20SISO\_Ant1\_5500\_30~5460



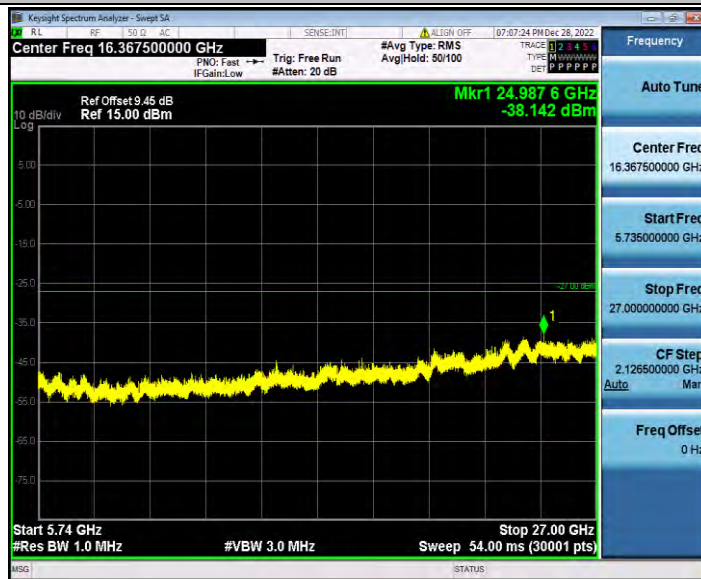
11N20SISO\_Ant1\_5500\_5735~40000



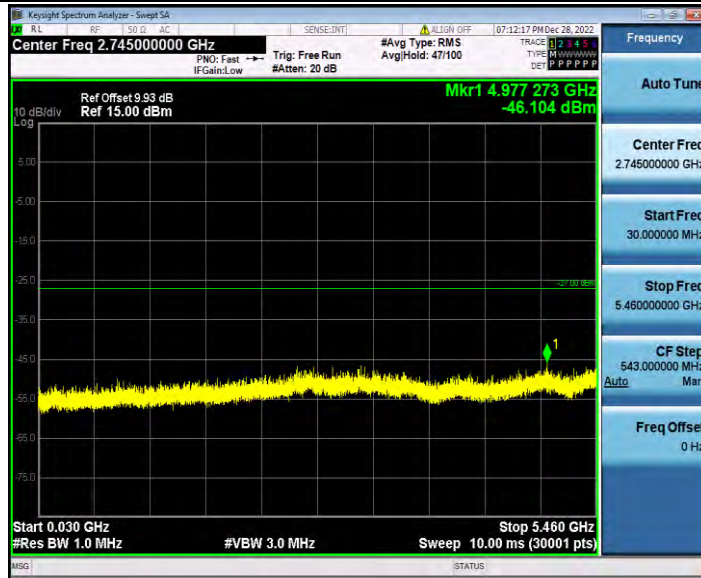
11N20SISO\_Ant1\_5600\_30~5460



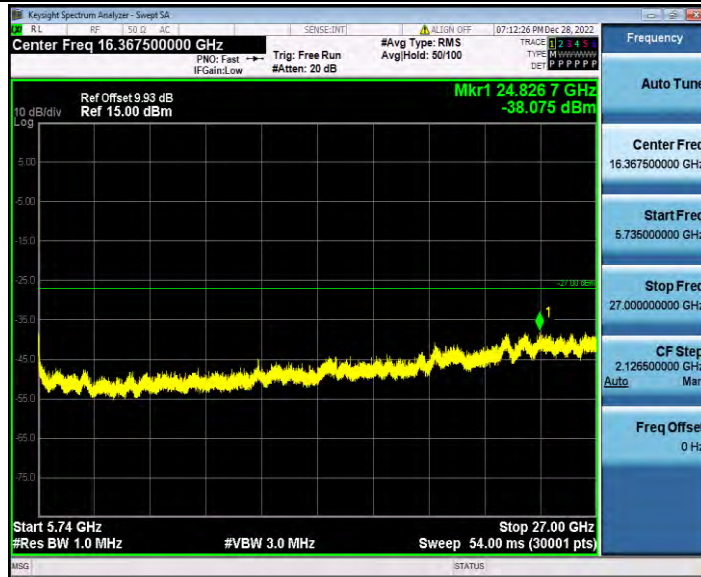
11N20SISO\_Ant1\_5600\_5735~40000



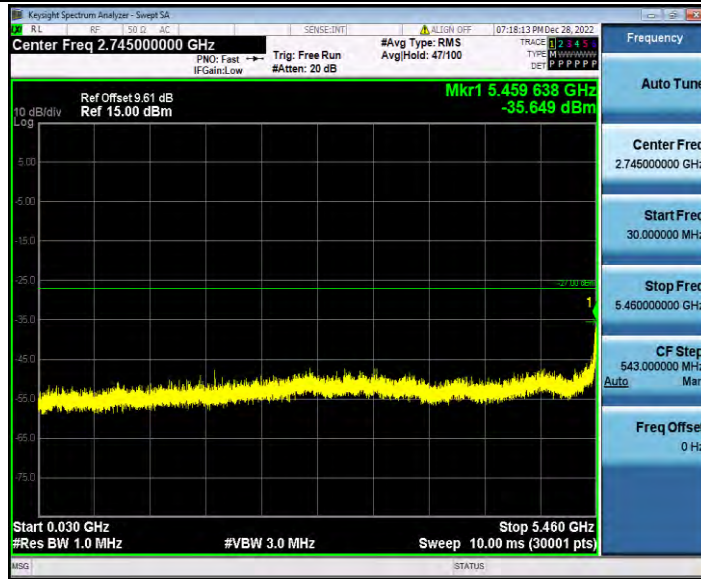
11N20SISO\_Ant1\_5700\_30~5460



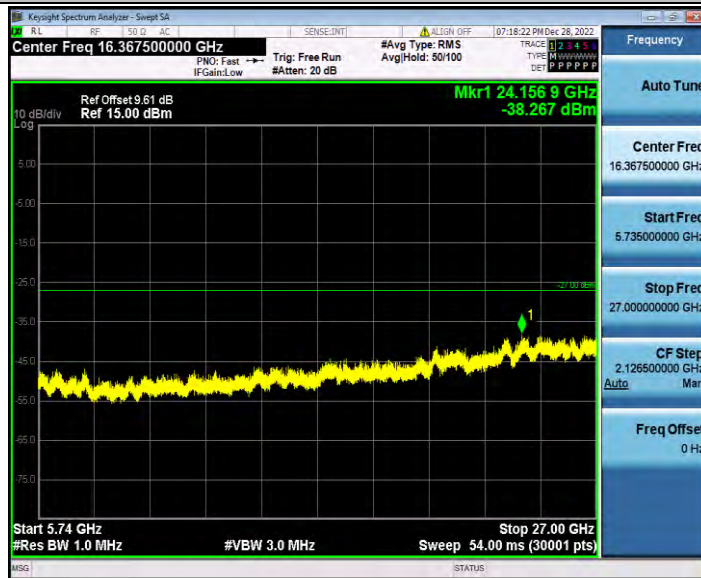
11N20SISO\_Ant1\_5700\_5735~40000



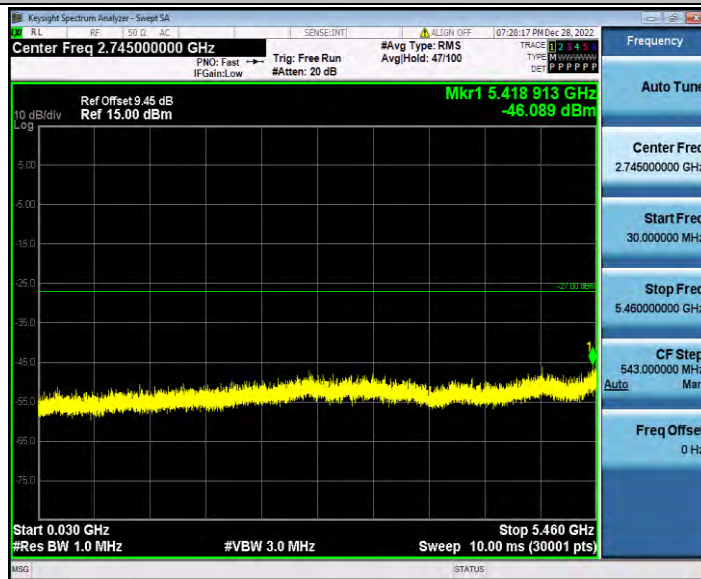
11N40SISO\_Ant1\_5510\_30~5460



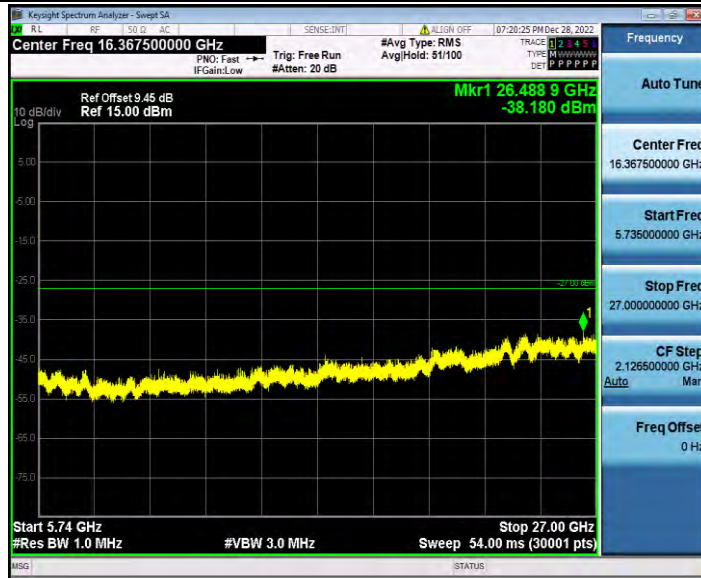
11N40SISO\_Ant1\_5510\_5735~40000



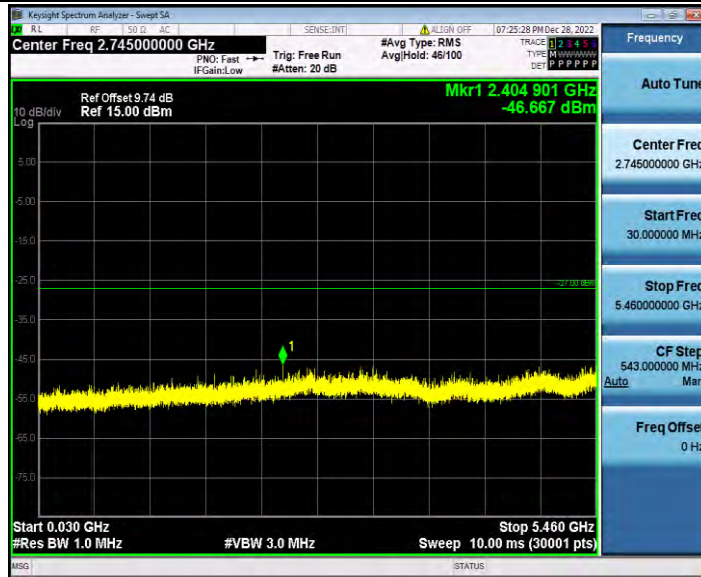
11N40SISO\_Ant1\_5590\_30~5460



11N40SISO\_Ant1\_5590\_5735~40000



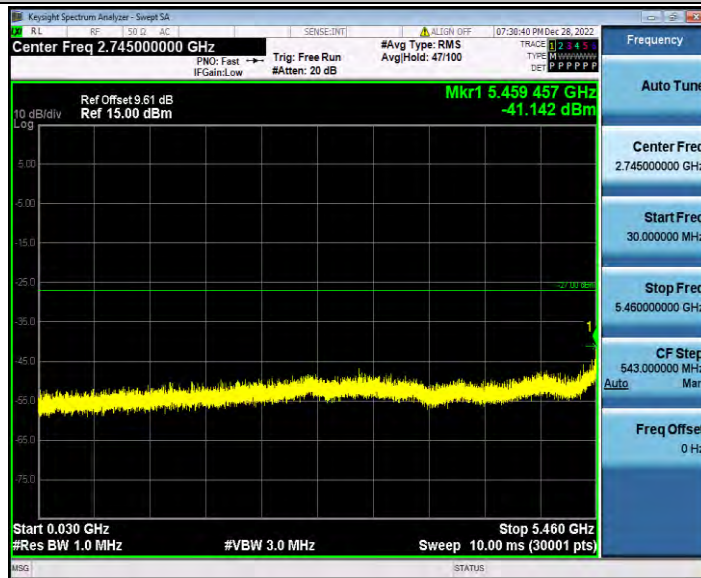
11N40SISO\_Ant1\_5670\_30~5460



11N40SISO\_Ant1\_5670\_5735~40000



11AC20SISO\_Ant1\_5500\_30~5460

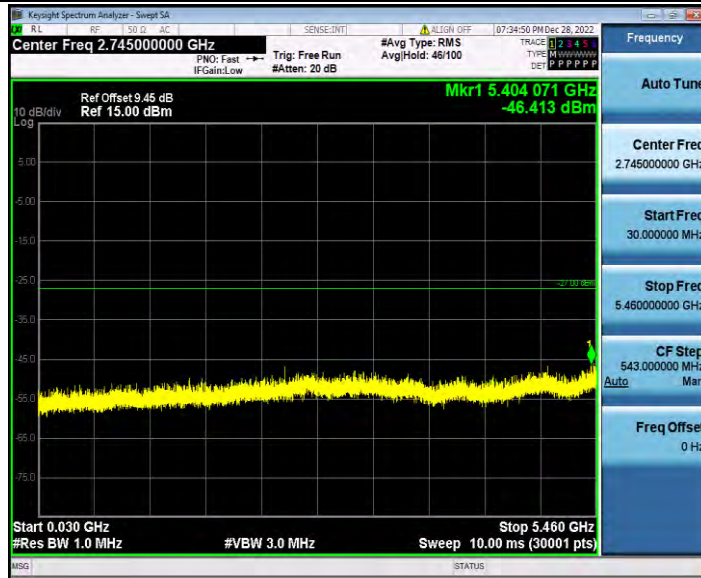


11AC20SISO\_Ant1\_5500\_5735~40000

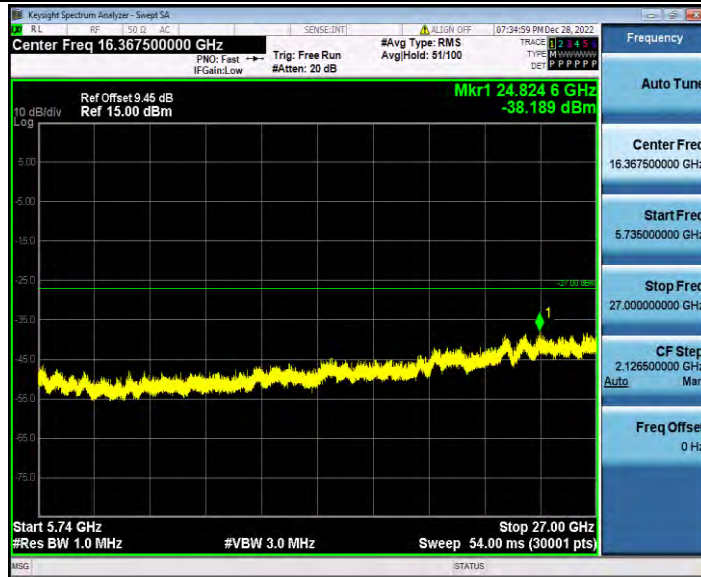




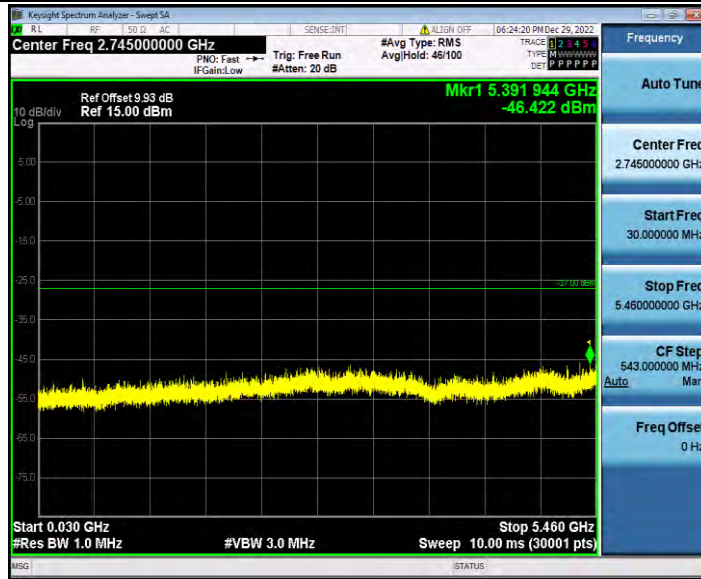
11AC20SISO\_Ant1\_5600\_30~5460



11AC20SISO\_Ant1\_5600\_5735~40000



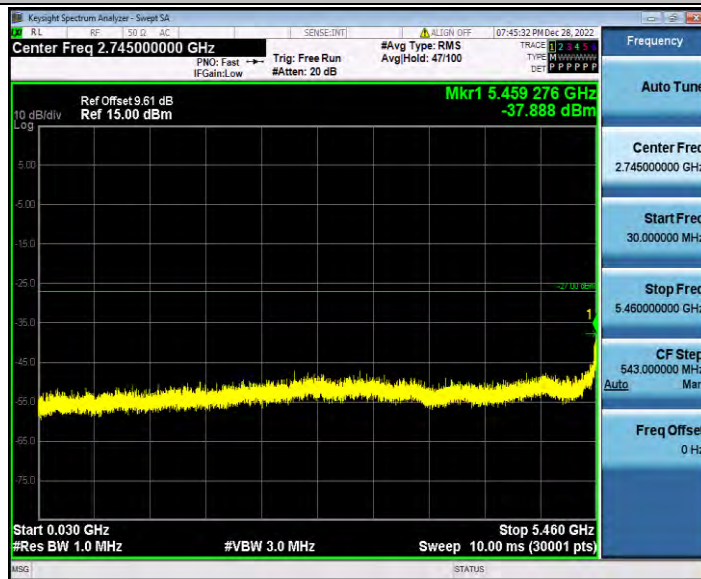
11AC20SISO\_Ant1\_5700\_30~5460



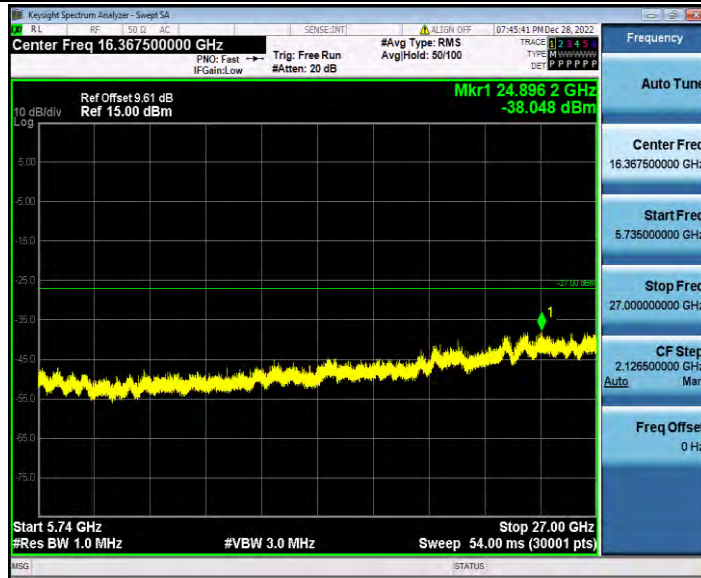
11AC20SISO\_Ant1\_5700\_5735~4000



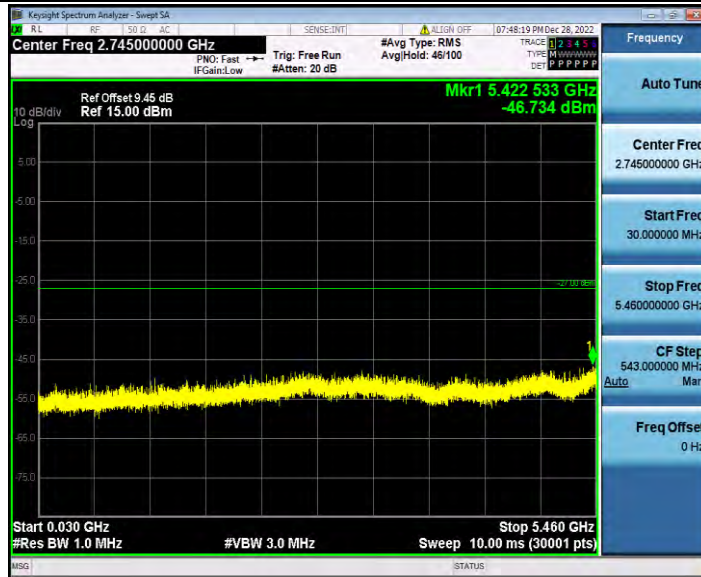
11AC40SISO\_Ant1\_5510\_30~5460



11AC40SISO\_Ant1\_5510\_5735~40000



11AC40SISO\_Ant1\_5590\_30~5460



11AC40SISO\_Ant1\_5590\_5735~40000



11AC40SISO\_Ant1\_5670\_30~5460



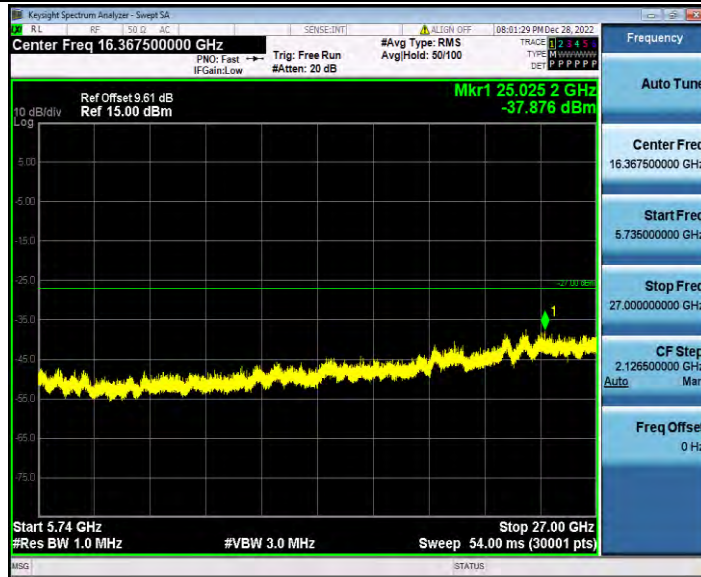
11AC40SISO\_Ant1\_5670\_5735~40000



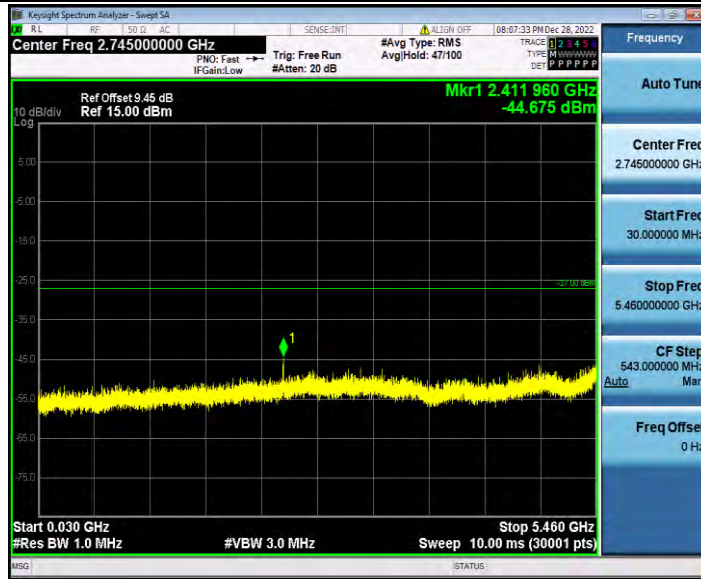
11AC80SISO\_Ant1\_5530\_30~5460



11AC80SISO\_Ant1\_5530\_5735~40000



11AC80SISO\_Ant1\_5610\_30~5460



11AC80SISO\_Ant1\_5610\_5735~4000

