

V5-2 Product Specification



Model: V5-2

Version: V1.0

Date: 2022-4-22

目录

1、 V5-2 Product introduction	3
2、 V5-2 Product specification	4
3、 Functional description	4
4、 Electrical parameters.....	5
5、 Operating parameter maximum rating.....	6
6、 Charging protection function	6
7、 Wireless phone charging test	7-11
8、 Airpods charging test	12

1、 V5-2 Product introduction

V5-2 3-in-1 Wireless charger integrates mobile phone wireless charging, Apple Watch wireless charging and TWS wireless headset charging functions in one. Flexible optical fiber (patent) is used to form a circle of ambient light at the base. When charging, it can be used as a small night light, and the light can be switched by touch. The product adopts Type-C interface, supports PD, QC2.0/3.0, AFC and other communication protocols, and has a perfect work protection system. It can pass the export certification and Qi certification, and can carry out 15W, 10W and 7.5W wireless quick charging for phones that meet the Qi standard. It can also charge the 5W wireless charging equipment in line with THE WPC V1.2 VERSION Qi protocol, supporting Ti, IDT, PANASONIC and other Qi standard receivers.

The wireless charging function of the watch can charge Apple iWatch 2~7 series, with low charging heat, stable performance and fast charging speed. The wireless charging function of earphone can charge THE TWS wireless charging earphone in accordance with Qi standard with stable performance.

2、 V5-2 Product specification

- ◆ Single size: 166*91*107mm
- ◆ Packing size: 175*108*119mm
- ◆ box size: 52*33*36cm
- ◆ Net weight: 167g Gross weight: 275g
- ◆ Packing quantity: 48PCS
- ◆ Packing weight: 14.5kg
- ◆ Color: white/black
- ◆ Input interface: type-c
- ◆ Quick charge agreement: PD、 QC2.0、 QC3.0、 AFC
- ◆ Power input: 9V/2A or above
- ◆ Mobile phone power output: 15W, 10W, 7.5W, 5W
- ◆ Protection: over voltage, over current, over temperature, foreign body, short circuit
- ◆ Wireless headset output: 2.5W Max
- ◆ Apple Watch power input: 5V1A
- ◆ Inductive charging distance: 1 ~ 8mm
- ◆ Operating frequency: 115Khz ~ 205Khz.

3、 Functional description

- ◆ 1.Electricity prompt: Green light normally on
- ◆ 2.Standby prompt: Green light normally on
- ◆ 3.Charging prompt: Blue light breath
- ◆ 4.Full of prompt: Green light normally on
- ◆ 5.FOD prompt: Blue light and green light flashing together
- ◆ 6.Airpods prompt: Nothing

4、Electrical parameters

	Test condition	Min	Rated	Max	Unit
Standby power consumption	VCC=9V(Light up)	0.4	-	1.6	W
Working voltage	Fixture 10 w	8.5	9	9.5	V
Working voltage	Fixture 15 w	8.5	9	9.5	V
Working current (fixture)	9V/W=5W	5.8	6.3	6.8	W
	5WConversion efficiency	73%			
	9V/W=7.5W	8.9	9.4	9.9	W
	7.5WConversion efficiency	76%			
	9V/W=10W	12	12.5	13	W
	10WConversion efficiency	77%			
	9V/W=15W	18.5	19	19.5	W
	15WConversion efficiency	77%			
Airpods output power	VCC=9V (Airpods 3)	-	2	4	W
Protect temperature		-	70	-	℃

5、Operating parameter maximum rating

Parameter	Symbol	Rated	Unit
Operating ambient temperature	Ta	-20 to +40	°C
Storage temperature	Tstg	-30 to +70	°C
Storage humidity	Tstr	< 95%	RH
Working voltage	Vcc	3.4 to 13.4V	V
Supply current	Imax	3	A

6、Charging protection function

FOD

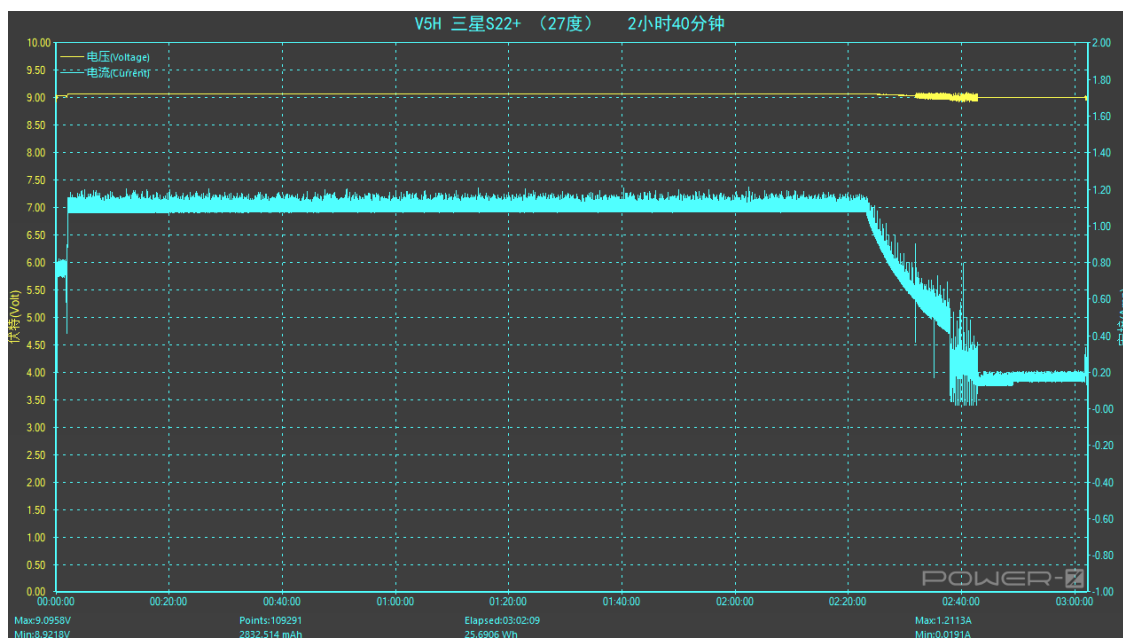
FOD: Electricity after work, go into standby mode and does not work, static FOD work function, the metal object is placed in the coil is around 2 mm above, covered half of the coil, and metal content reaches a certain degree of above, the static FOD triggered, into an error state, the indicator light flash immediately prompt error

7、Wireless phone charging test

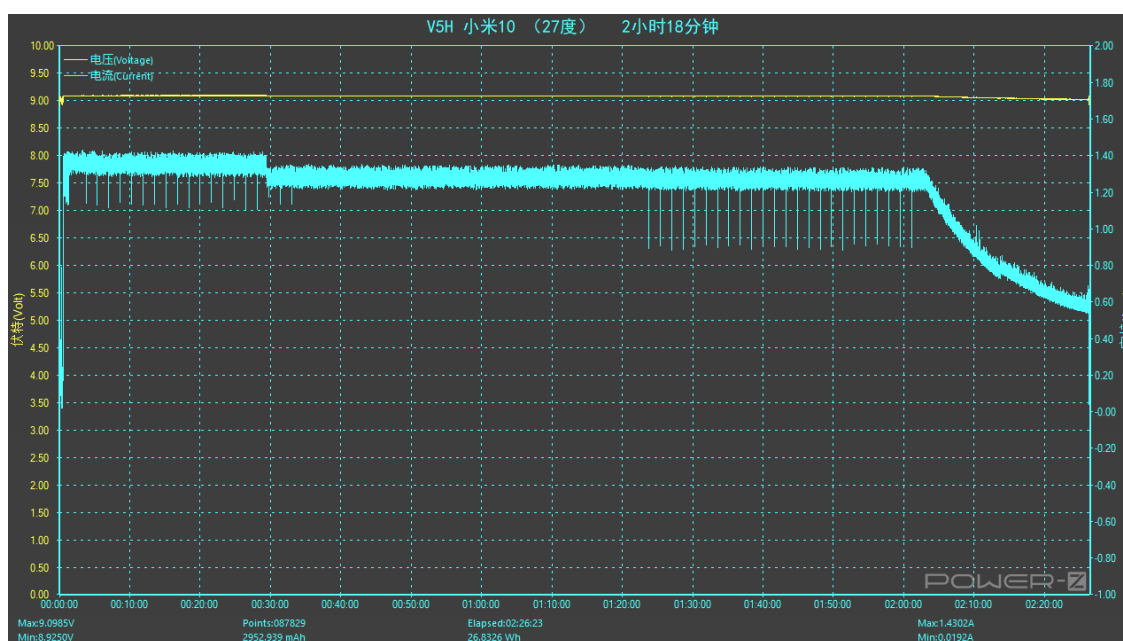
Mobile phone models	Environment temperature	Charging time (0-100%)
Samsung S22+	27	2H40min
XIAOMI 10	27	2H18min
HUAWEI Mate30Pro	27	2H16min
Iphone12mini	27	3H20min
Iphone12max	27	4H20min
Iphone13max	27	3H46min
Iphone12	27	3H21min
Iphone13mini	27	3H54min

Note: The charging time of wireless charging mobile phone is easily affected by the environment. When the surface temperature of the mobile phone is high, the mobile phone will automatically send the power limit receiving instruction to limit the transmitter plate to send excessive power. It is hereby stated that the above test data is for reference only, and the charging time shall be subject to the actual test.

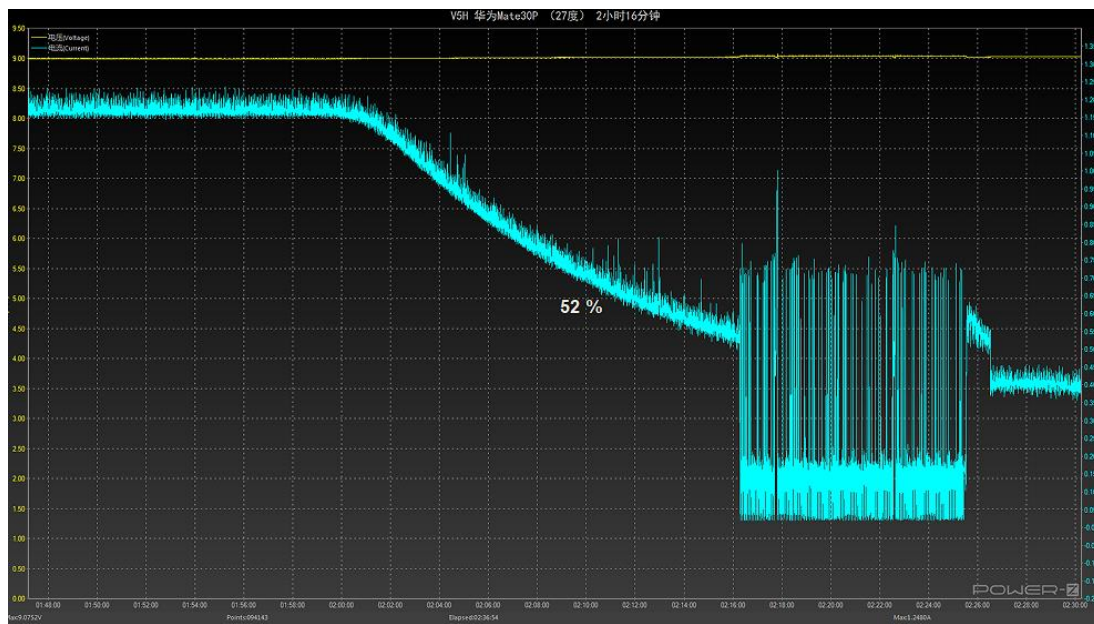
- Samsung S22+ charging curve, full time: 2H40min, ring temperature 27°C



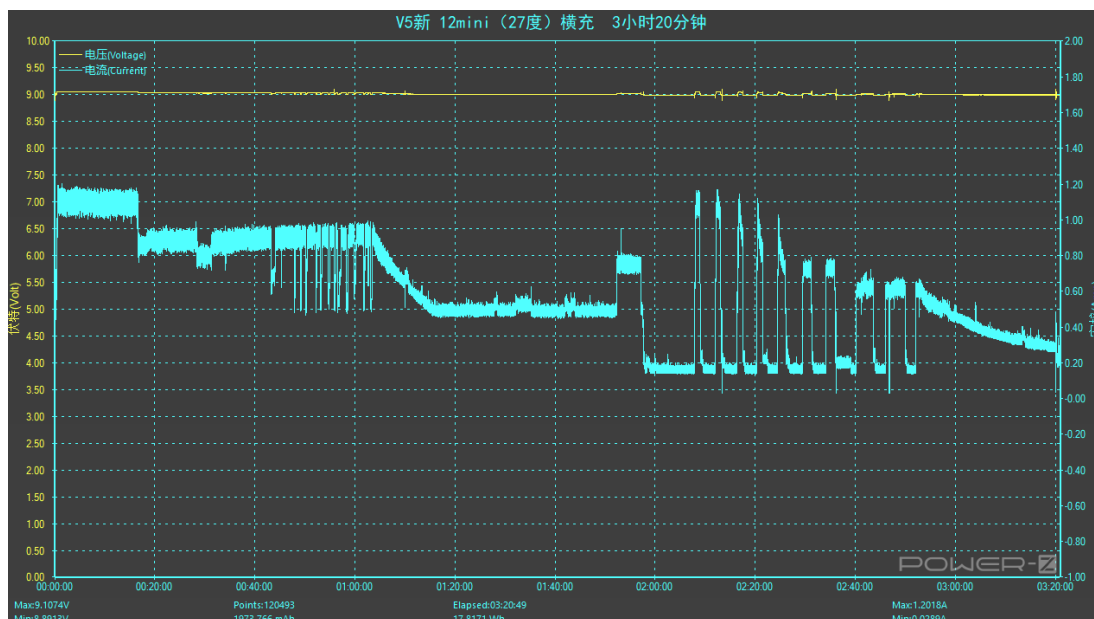
- XIAOMI 10 charging curve, full time: 2H18min, ring temperature 27°C



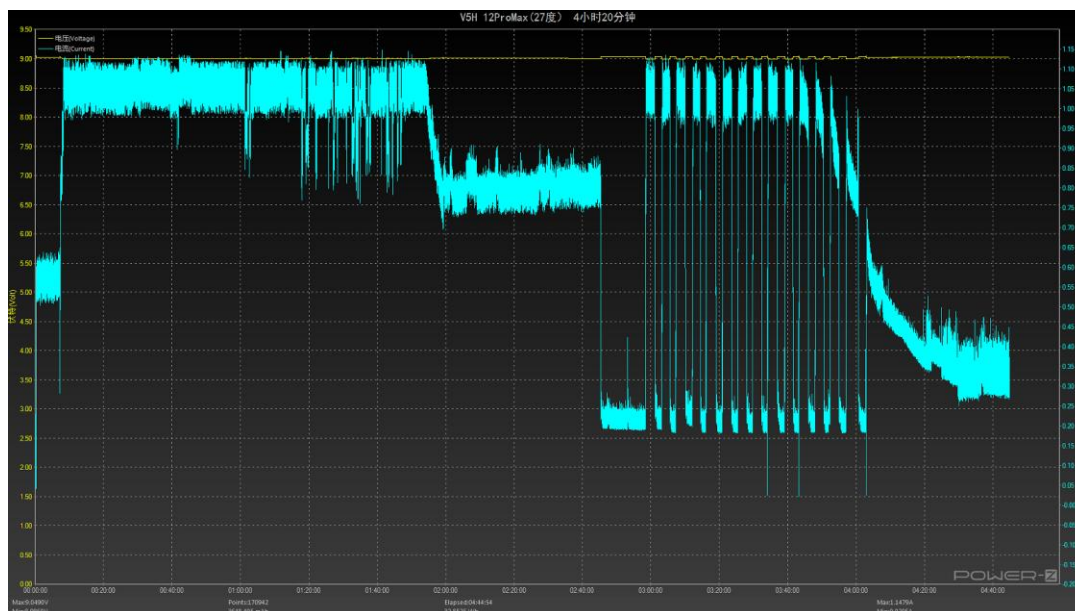
- HUAWEI MATE30PRO charging curve, full time: 2H16min, ring temperature 27°C



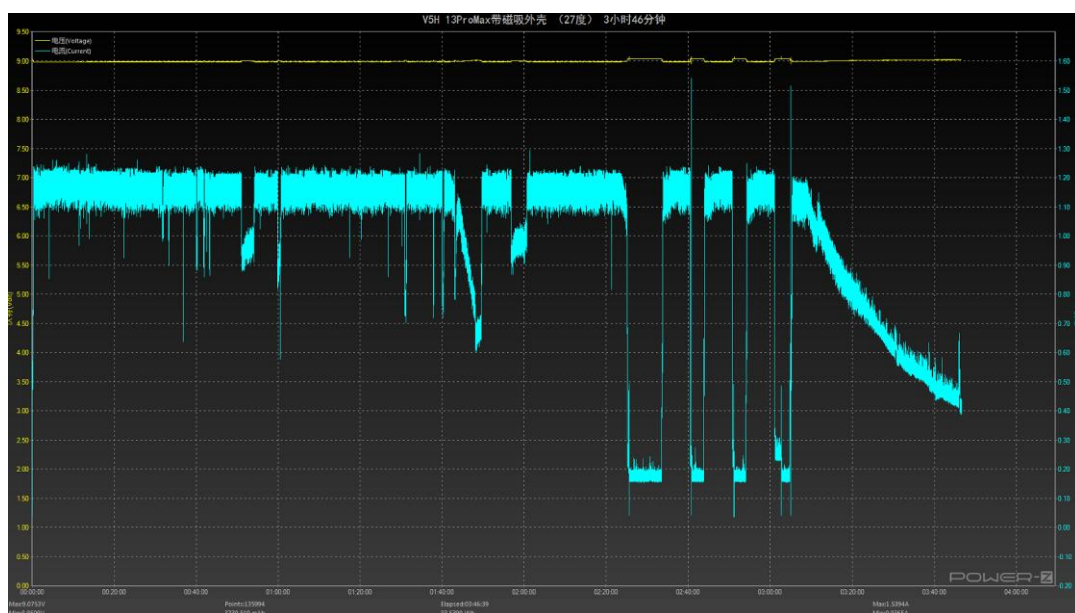
- Iphone12mini charging time: 3H20min, ring temperature 27 °c



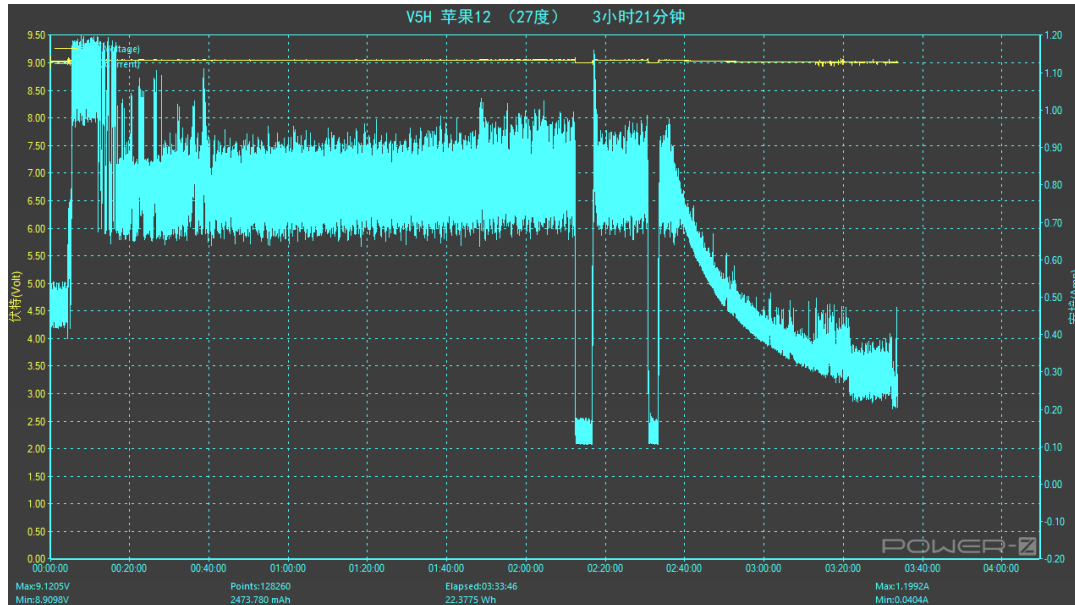
- Iphone12promax charging curve, charging time: 4H20min, ring temperature 27°C



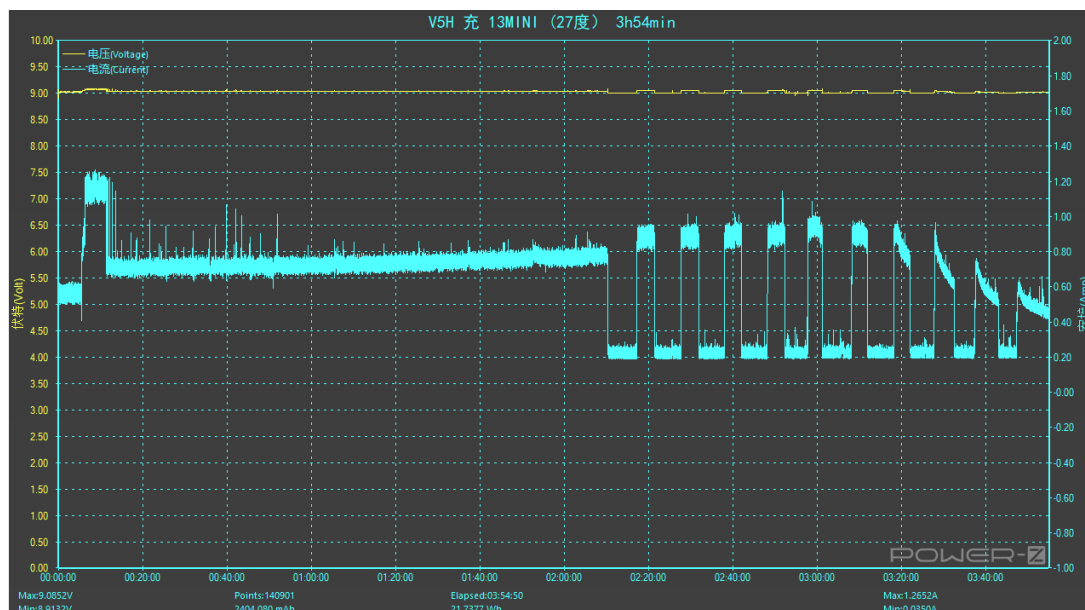
- Iphone13promax charging curve, charging time: 3H46min, ring temperature 27°C



- Iphone12 charging curve, charging time: 3H21min, ring temperature 27°C

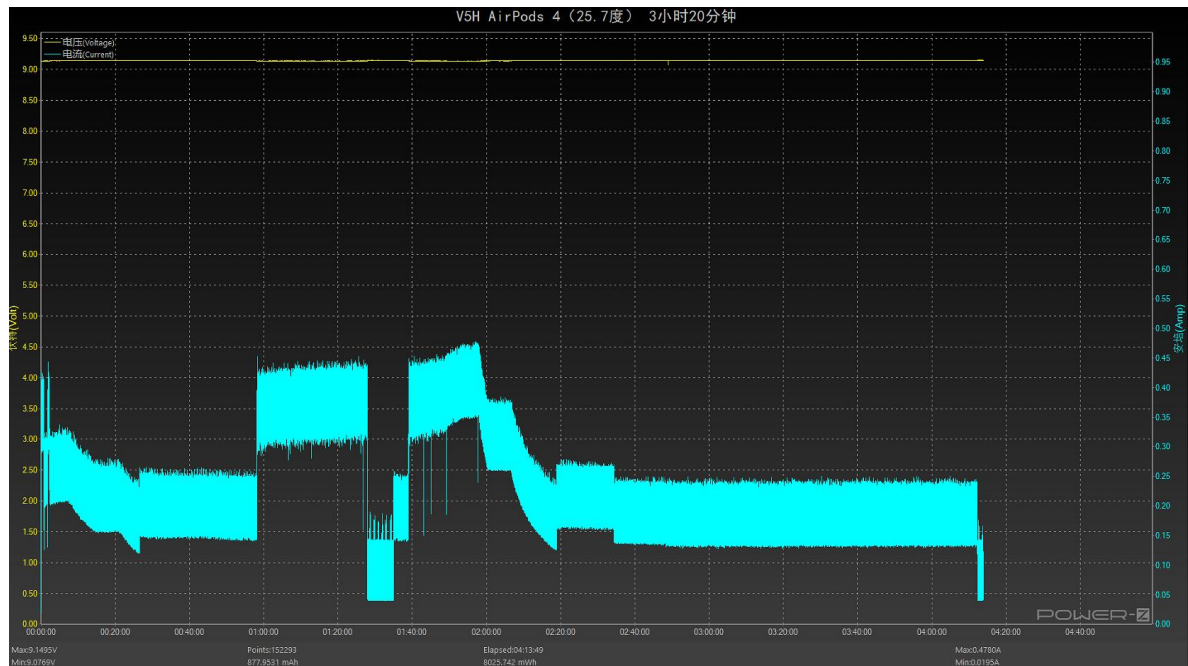


- Iphone13mini charging curve, charging time: 3H54min, ring temperature 27°C



8、Airpods charging test

Ambient temperature 25.7°C, model: Airpod4, full time: 3H20min



This device complies with part 15 of the FCC Rules. Operation is subject to the following two conditions: (1) This device may not cause harmful interference, and (2) this device must accept any interference received, including interference that may cause undesired operation.

Any Changes or modifications not expressly approved by the party responsible for compliance could void the user's authority to operate the equipment.

Note: This equipment has been tested and found to comply with the limits for a Class B digital device, pursuant to part 15 of the FCC Rules. These limits are designed to provide reasonable protection against harmful interference in a residential installation. This equipment generates uses and can radiate radio frequency energy and, if not installed and used in accordance with the instructions, may cause harmful interference to radio communications. However, there is no guarantee that interference will not occur in a particular installation. If this equipment does cause harmful interference to radio or television reception, which can be determined by turning the equipment off and on, the user is encouraged to try to correct the interference by one or more of the following measures:

- Reorient or relocate the receiving antenna.
- Increase the separation between the equipment and receiver.
- Connect the equipment into an outlet on a circuit different from that to which the receiver is connected.
- Consult the dealer or an experienced radio/TV technician for help.

This equipment complies with FCC radiation exposure limits set forth for an uncontrolled environment. This equipment should be installed and operated with minimum distance 20cm between the radiator & your body.