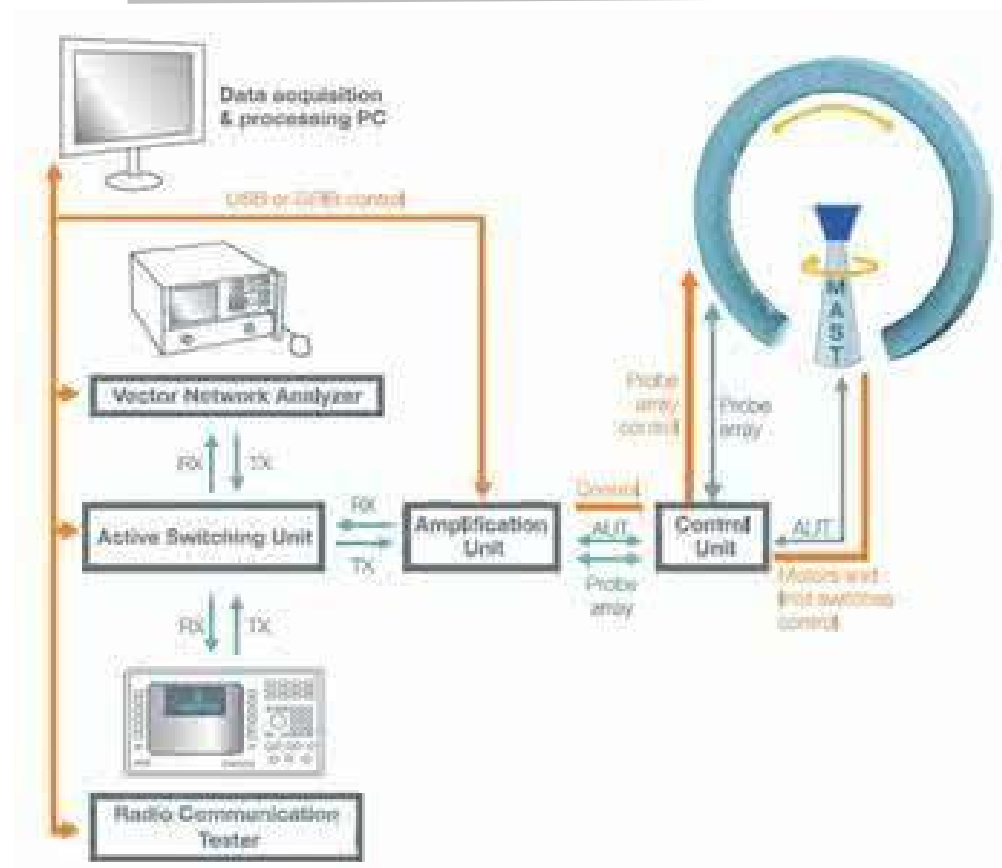


# 天线测试数据

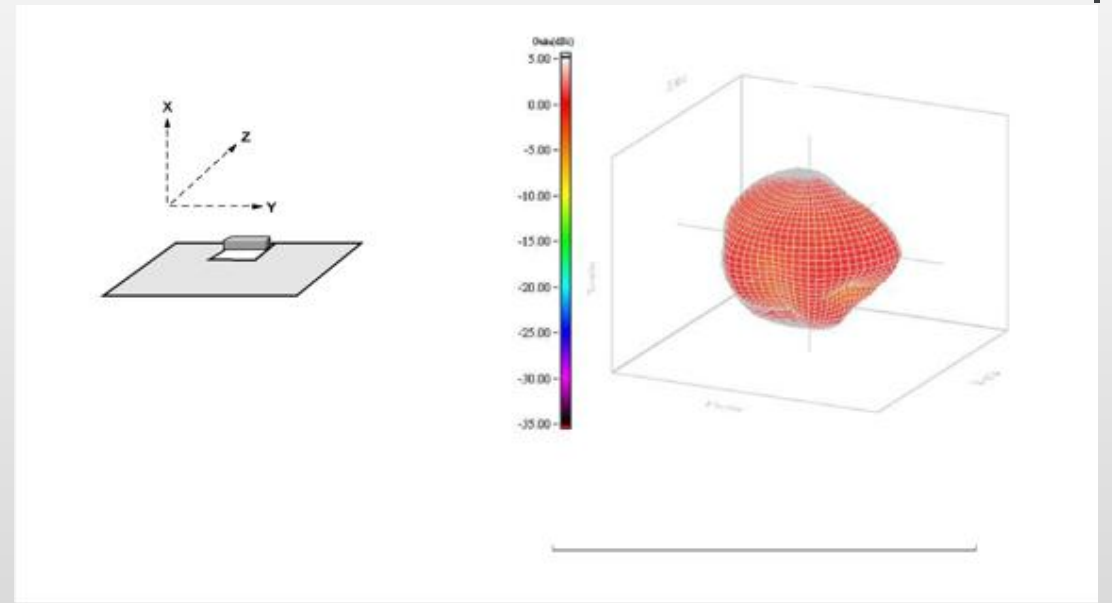
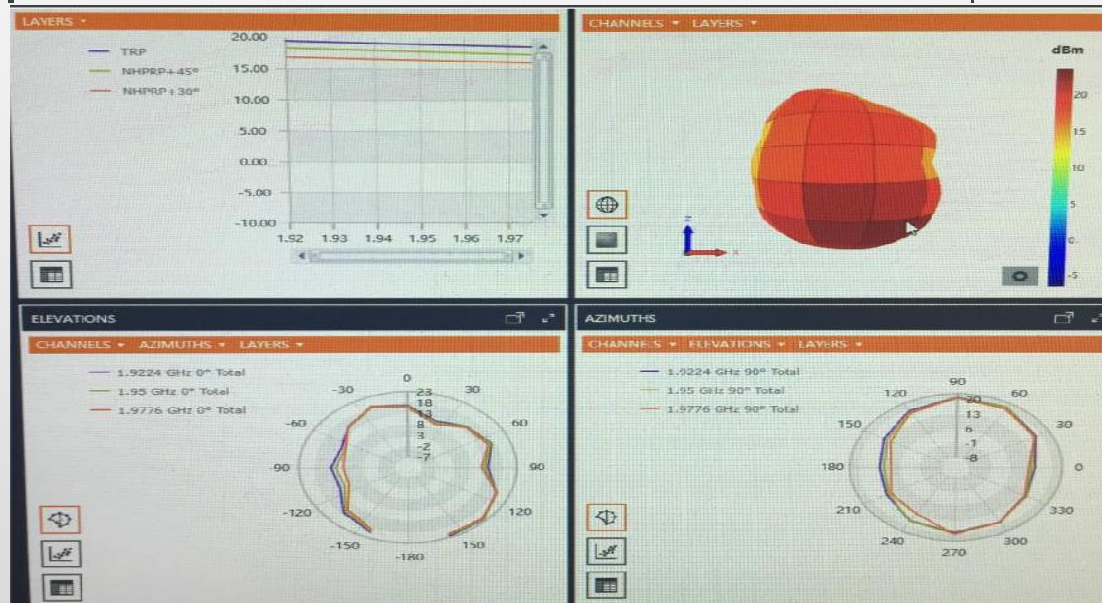
1. Test System/测试系统
2. Test Item/测试项目
3. Test sample and environment/测试样品及环境
4. VSWR/LOSS/Efficiency/Gain/电压驻波/损失/效率/增益/3D图
5. Product structure diagram/产品结构图

# Test System / 测试系统




# Test Item / 测试项目

Test Item	Test Equipment
S11、 S12 、 VSWR 、 LOSS.....	Network Analyzer E5071C、 ZVB8
Efficiency、 Gain 3D Radiation Pattern	OTA Chamber、 ZVB8
TRP、 TIS	OTA Chamber、 CMW500、 ZVB8



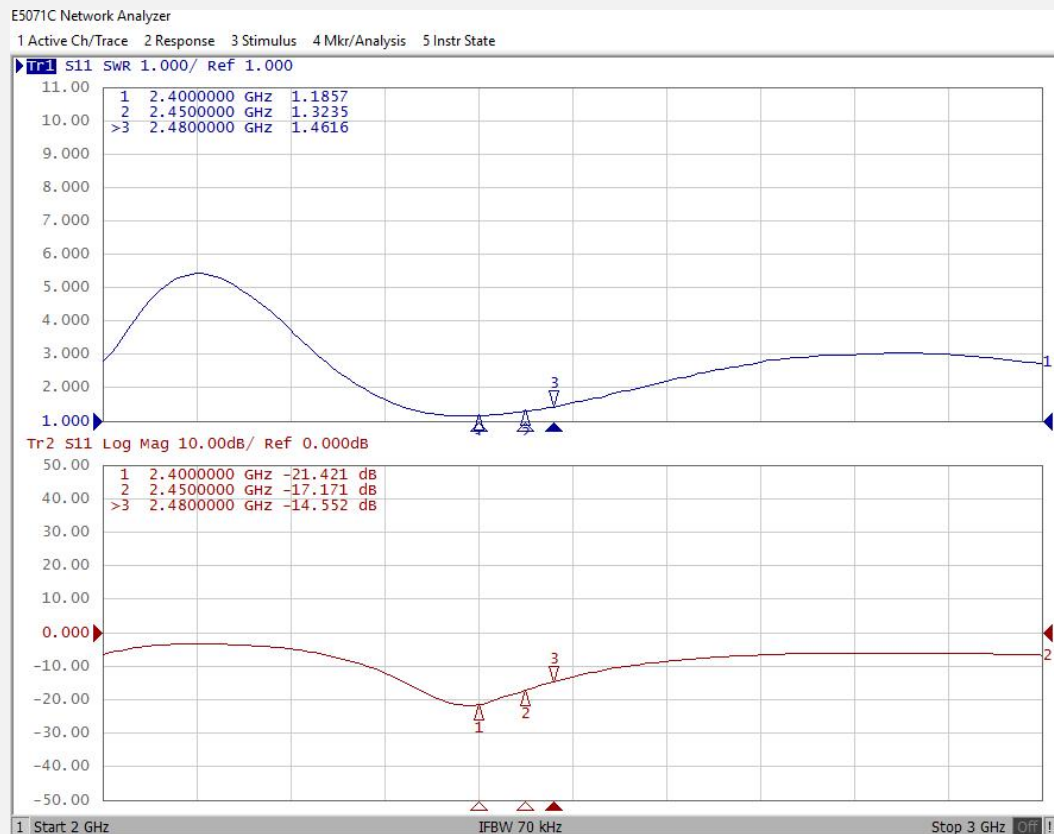
# Test sample and environment / 测试样品及环境



# Specification / 规范

## VSWR/LOSS/电压驻波/损失

### R天线



### L天线





# Specification/规范

## Efficiency /效率 Gain/增益

### R天线

Frequency/Mh	Efficiency / %	Frequency/MHz	MaxGain/dBi
2400	22.73	2400	-2.58
2410	24.88	2410	-3.03
2420	24.77	2420	-2.3
2430	25.49	2430	-2.79
2440	29.55	2440	-1.92
2450	30.84	2450	-1.81
2460	30.04	2460	-1.47
2470	33.33	2470	-0.72
2480	32.41	2480	-1.04
2490	35.59	2490	0
2500	33.28	2500	-0.81

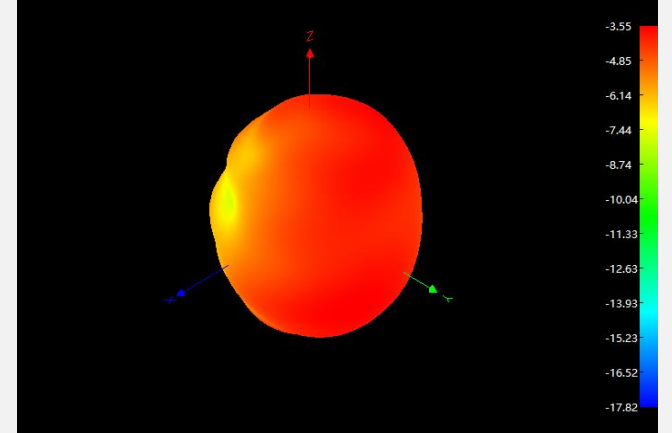
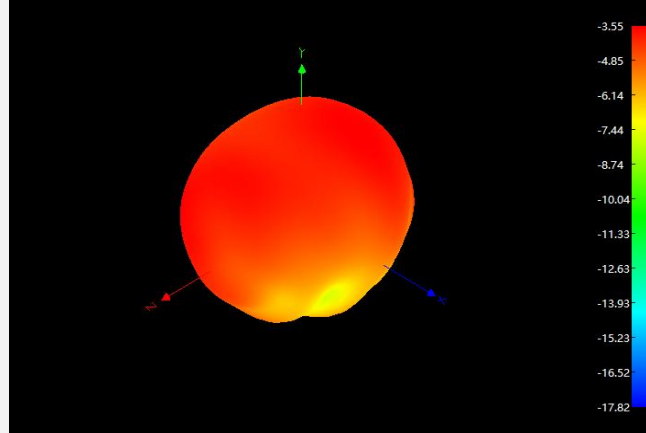
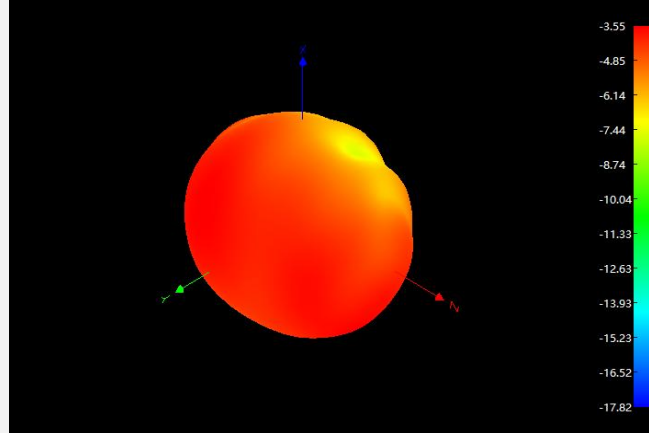
### L天线

Frequency/Mh	Efficiency / %	Frequency/MHz	MaxGain/dBi
2400	11.99	2400	-4.67
2410	11.59	2410	-5.23
2420	12.85	2420	-4.95
2430	13.15	2430	-5.25
2440	14.16	2440	-5.19
2450	15.14	2450	-5.01
2460	15.63	2460	-5.06
2470	17.58	2470	-4.28
2480	17.46	2480	-4.5
2490	19.91	2490	-3.29
2500	19.41	2500	-3.97

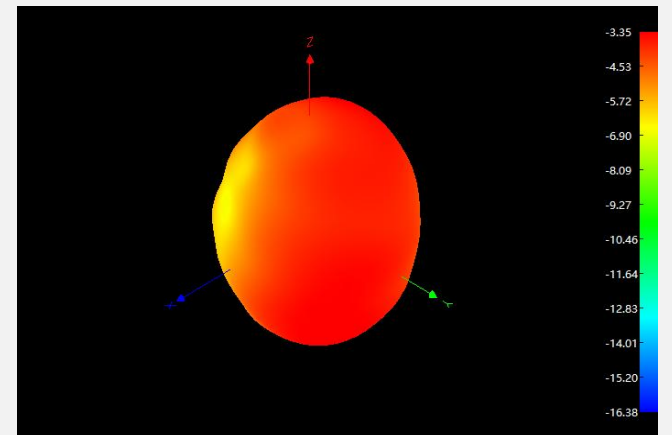
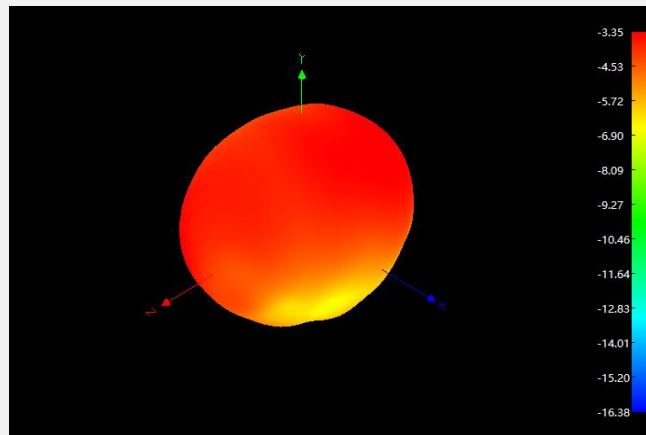
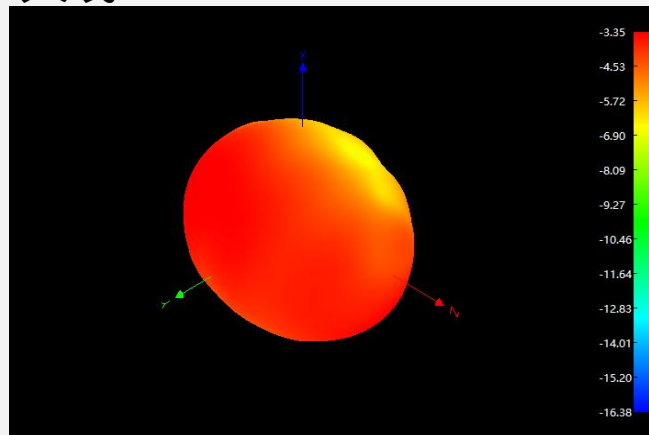
# Specification/规范

## 3D图

### R天线2.4G



### L天线2.4G



# Specification / 规范

## Product structure diagram / 产品结构图

