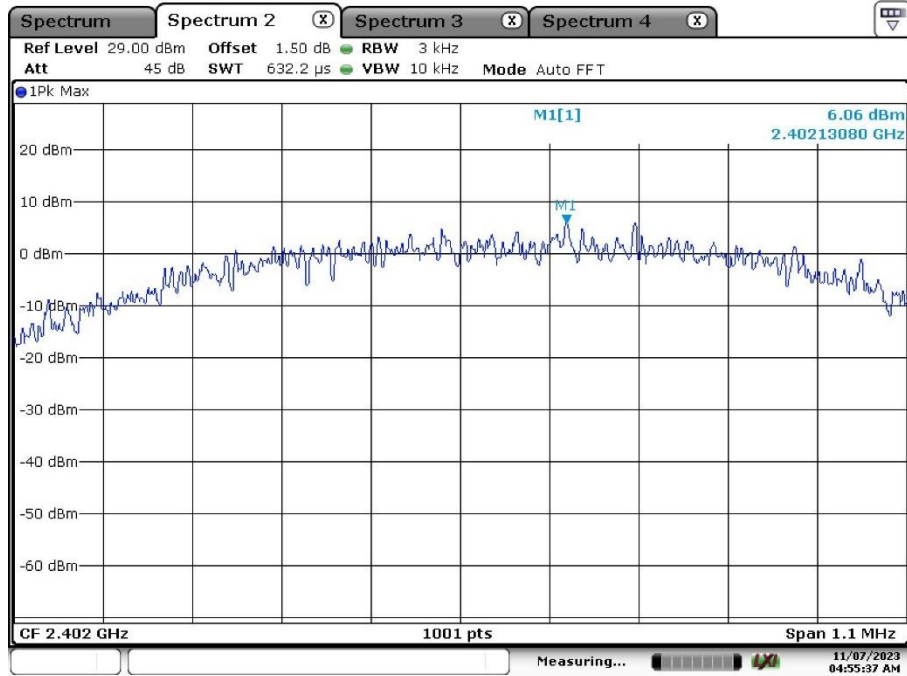


Appendix A: Test Results of Bluetooth Low Energy

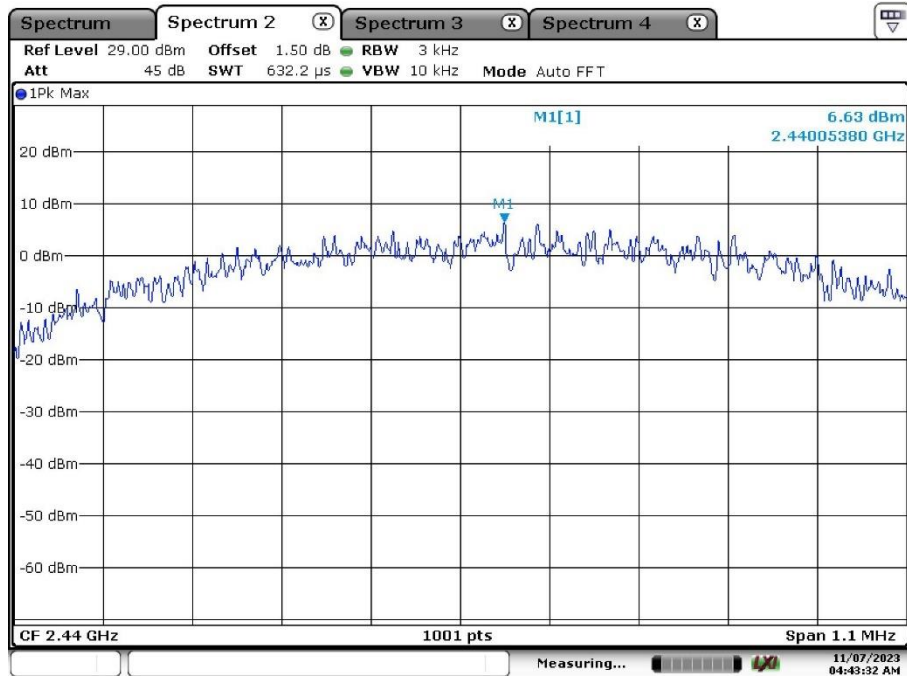
APPENDIX A: TEST RESULTS OF BLUETOOTH LOW ENERGY	1
APPENDIX A.1: TEST RESULTS OF CONDUCTED POWER SPECTRAL DENSITY	2
<i>Bluetooth LE Mode, 1Mbps.....</i>	<i>2</i>
<i>Bluetooth LE Mode, 2Mbps.....</i>	<i>3</i>
APPENDIX A.2: TEST RESULTS OF 6DB BANDWIDTH	5
<i>Bluetooth LE Mode, 1Mbps.....</i>	<i>5</i>
<i>Bluetooth LE Mode, 2Mbps.....</i>	<i>8</i>
APPENDIX A.3: TEST RESULTS OF 99% BANDWIDTH.....	11
<i>Bluetooth LE Mode, 1Mbps.....</i>	<i>11</i>
<i>Bluetooth LE Mode, 2Mbps.....</i>	<i>14</i>
APPENDIX A.4: TEST RESULTS OF CONDUCTED SPURIOUS EMISSIONS MEASURED IN 100 KHZ BANDWIDTH	17
<i>Bluetooth LE Mode, 1Mbps.....</i>	<i>17</i>
<i>Band Edge.....</i>	<i>17</i>
<i>Conducted Spurious Emission</i>	<i>18</i>
<i>Bluetooth LE Mode, 2Mbps.....</i>	<i>21</i>
<i>Band Edge.....</i>	<i>21</i>
<i>Conducted Spurious Emission</i>	<i>22</i>
APPENDIX A.5: TEST RESULTS OF RADIATED SPURIOUS EMISSIONS	25
<i>30 MHz - 1GHz</i>	<i>25</i>
<i>1GHz - 18GHz.....</i>	<i>27</i>
APPENDIX A.6: TEST RESULTS OF RADIATED EMISSIONS IN RESTRICTED BANDS.....	39
APPENDIX A.7: TEST RESULTS OF CONDUCTED EMISSION ON AC MAINS.....	47

Appendix A.1: Test Results of Conducted Power Spectral Density

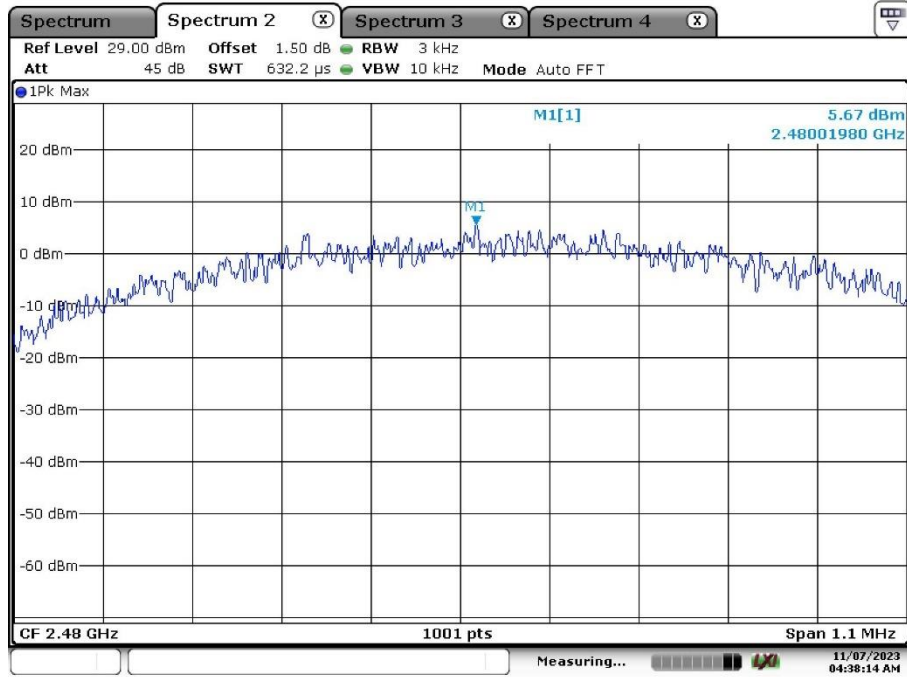
Bluetooth LE Mode, 1Mbps



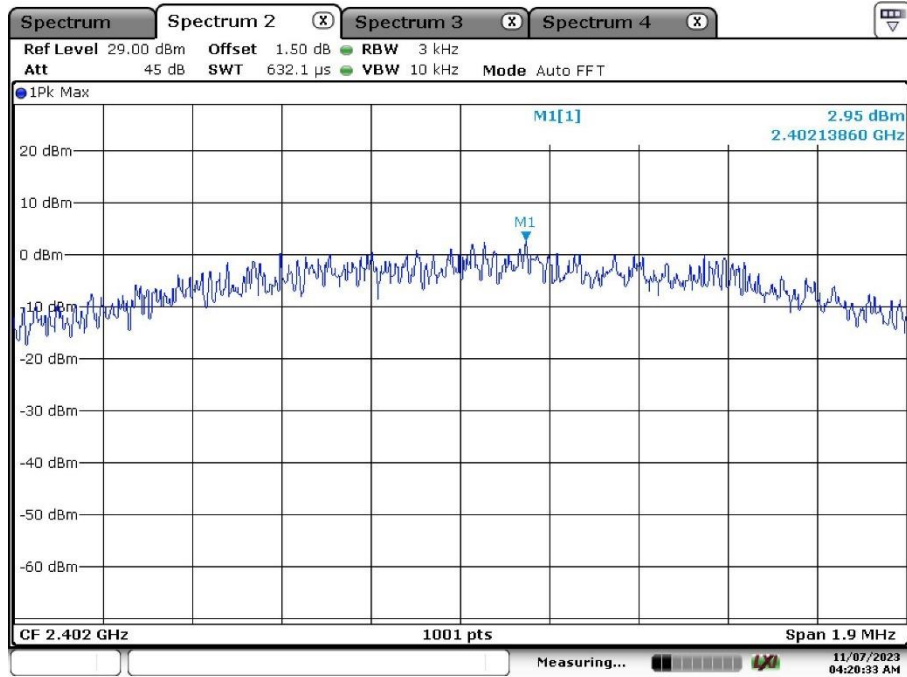
Date: 7.NOV.2023 04:55:37

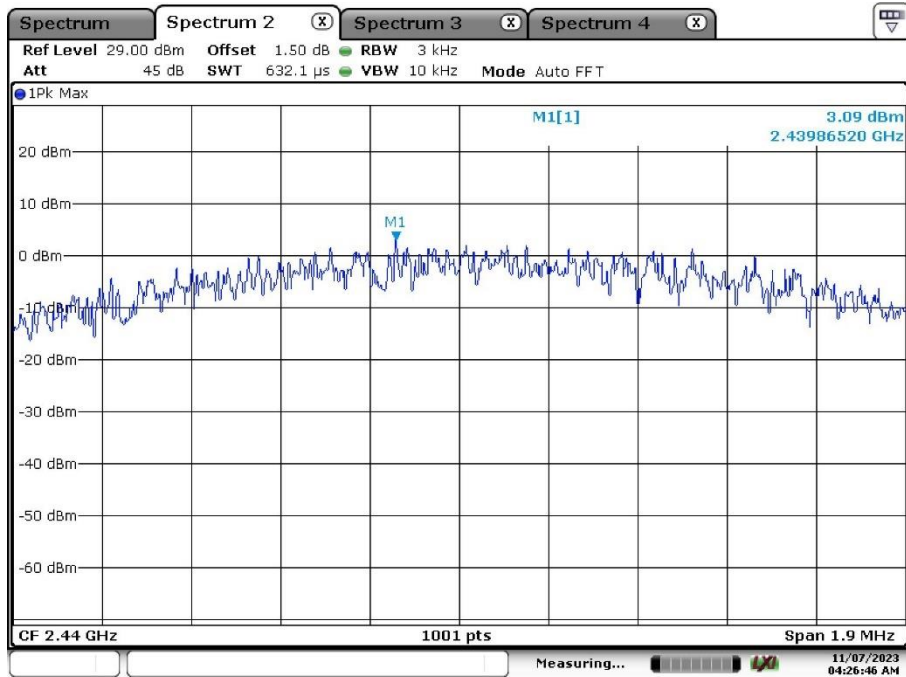


Date: 7.NOV.2023 04:43:32

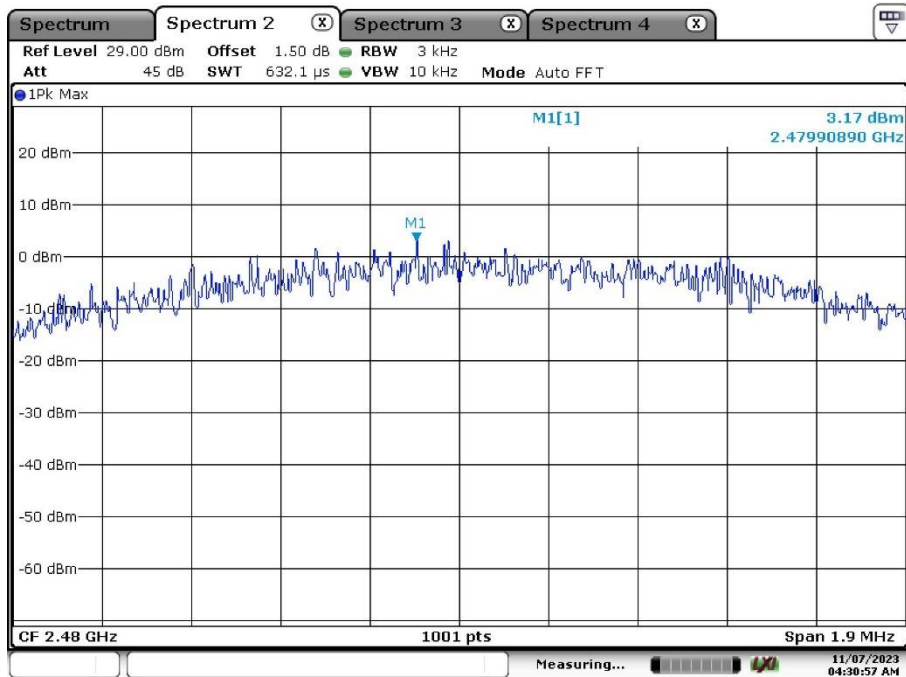


Bluetooth LE Mode, 2Mbps





Date: 7.NOV.2023 04:26:46



Date: 7.NOV.2023 04:30:57

Appendix A.2: Test Results of 6dB Bandwidth

Bluetooth LE Mode, 1Mbps

Minimum Emission Bandwidth 6 dB (2402 MHz; 20.000 dBm; 1 MHz)

Test according to FCC title 47 part 15 §15.247(a), KDB 558074 D01 DTS Meas Guidance v04 and ANSI C63.10-2013

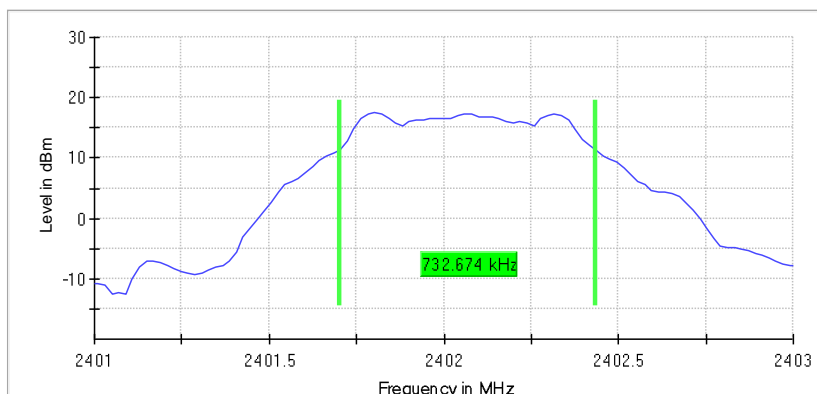
6 dB Bandwidth

DUT Frequency (MHz)	Bandwidth (MHz)	Limit Min (MHz)	Limit Max (MHz)	Band Edge Left (MHz)	Band Edge Right (MHz)
2402.000000	0.732674	0.500000	---	2401.702970	2402.435644

(continuation of the "6 dB Bandwidth" table from column 6 ...)

DUT Frequency (MHz)	Max Level (dBm)	Result
2402.000000	17.6	PASS

6 dB Bandwidth



Measurement

Setting	Instrument Value	Target Value
Start Frequency	2.40100 GHz	2.40100 GHz
Stop Frequency	2.40300 GHz	2.40300 GHz
Span	2.000 MHz	2.000 MHz
RBW	100.000 kHz	~ 100.000 kHz
VBW	300.000 kHz	~ 300.000 kHz
SweepPoints	101	~ 40
Sweeptime	18.938 µs	AUTO
Reference Level	10.000 dBm	10.000 dBm
Attenuation	30.000 dB	AUTO
Detector	MaxPeak	MaxPeak
SweepCount	100	100
Filter	3 dB	3 dB
Trace Mode	Max Hold	Max Hold
Sweeptype	FFT	AUTO
Preamp	off	off
Stablemode	Trace	Trace
Stablevalue	0.50 dB	0.50 dB
Run	10 / max. 150	max. 150
Stable	5 / 5	5
Max Stable Difference	0.21 dB	0.50 dB

Minimum Emission Bandwidth 6 dB (2440 MHz; 20.000 dBm; 1 MHz)

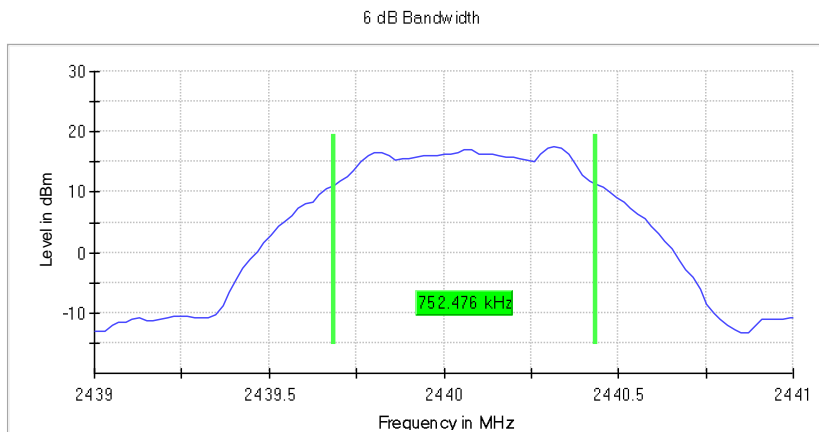
Test according to FCC title 47 part 15 §15.247(a), KDB 558074 D01 DTS Meas Guidance v04 and ANSI C63.10-2013

6 dB Bandwidth

DUT Frequency (MHz)	Bandwidth (MHz)	Limit Min (MHz)	Limit Max (MHz)	Band Edge Left (MHz)	Band Edge Right (MHz)
2440.000000	0.752476	0.500000	---	2439.683168	2440.435644

(continuation of the "6 dB Bandwidth" table from column 6 ...)

DUT Frequency (MHz)	Max Level (dBm)	Result
2440.000000	17.5	PASS



Measurement

Setting	Instrument Value	Target Value
Start Frequency	2.43900 GHz	2.43900 GHz
Stop Frequency	2.44100 GHz	2.44100 GHz
Span	2.000 MHz	2.000 MHz
RBW	100.000 kHz	~ 100.000 kHz
VBW	300.000 kHz	~ 300.000 kHz
SweepPoints	101	~ 40
Sweeptime	18.938 µs	AUTO
Reference Level	10.000 dBm	10.000 dBm
Attenuation	30.000 dB	AUTO
Detector	MaxPeak	MaxPeak
SweepCount	100	100
Filter	3 dB	3 dB
Trace Mode	Max Hold	Max Hold
Sweeptype	FFT	AUTO
Preamp	off	off
Stablemode	Trace	Trace
Stablevalue	0.50 dB	0.50 dB
Run	8 / max. 150	max. 150
Stable	5 / 5	5
Max Stable Difference	0.42 dB	0.50 dB

Minimum Emission Bandwidth 6 dB (2480 MHz; 20.000 dBm; 1 MHz)

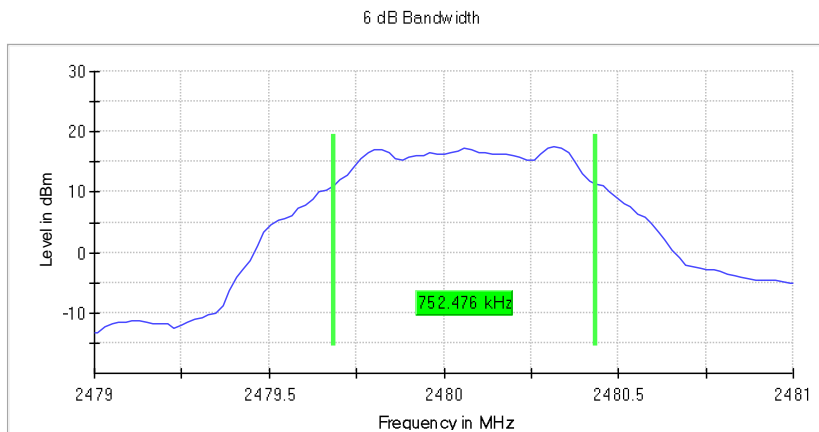
Test according to FCC title 47 part 15 §15.247(a), KDB 558074 D01 DTS Meas Guidance v04 and ANSI C63.10-2013

6 dB Bandwidth

DUT Frequency (MHz)	Bandwidth (MHz)	Limit Min (MHz)	Limit Max (MHz)	Band Edge Left (MHz)	Band Edge Right (MHz)
2480.000000	0.752476	0.500000	---	2479.683168	2480.435644

(continuation of the "6 dB Bandwidth" table from column 6 ...)

DUT Frequency (MHz)	Max Level (dBm)	Result
2480.000000	17.5	PASS



Measurement

Setting	Instrument Value	Target Value
Start Frequency	2.47900 GHz	2.47900 GHz
Stop Frequency	2.48100 GHz	2.48100 GHz
Span	2.000 MHz	2.000 MHz
RBW	100.000 kHz	~ 100.000 kHz
VBW	300.000 kHz	~ 300.000 kHz
SweepPoints	101	~ 40
Sweeptime	18.938 µs	AUTO
Reference Level	10.000 dBm	10.000 dBm
Attenuation	30.000 dB	AUTO
Detector	MaxPeak	MaxPeak
SweepCount	100	100
Filter	3 dB	3 dB
Trace Mode	Max Hold	Max Hold
Sweeptype	FFT	AUTO
Preamp	off	off
Stablemode	Trace	Trace
Stablevalue	0.50 dB	0.50 dB
Run	13 / max. 150	max. 150
Stable	5 / 5	5
Max Stable Difference	0.01 dB	0.50 dB

Bluetooth LE Mode, 2Mbps

Minimum Emission Bandwidth 6 dB (2402 MHz; 20.000 dBm; 2 MHz)

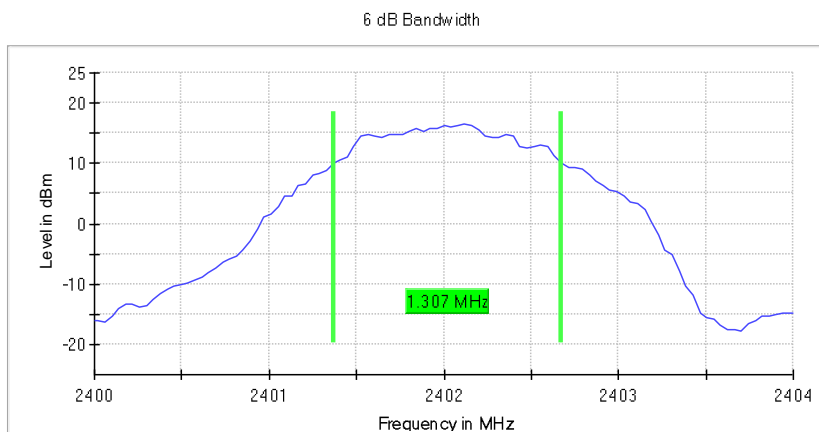
Test according to FCC title 47 part 15 §15.247(a), KDB 558074 D01 DTS Meas Guidance v04 and ANSI C63.10-2013

6 dB Bandwidth

DUT Frequency (MHz)	Bandwidth (MHz)	Limit Min (MHz)	Limit Max (MHz)	Band Edge Left (MHz)	Band Edge Right (MHz)
2402.000000	1.306930	0.500000	---	2401.366337	2402.673267

(continuation of the "6 dB Bandwidth" table from column 6 ...)

DUT Frequency (MHz)	Max Level (dBm)	Result
2402.000000	16.6	PASS



Measurement

Setting	Instrument Value	Target Value
Start Frequency	2.40000 GHz	2.40000 GHz
Stop Frequency	2.40400 GHz	2.40400 GHz
Span	4.000 MHz	4.000 MHz
RBW	100.000 kHz	~ 100.000 kHz
VBW	300.000 kHz	~ 300.000 kHz
SweepPoints	101	~ 80
Sweeptime	18.938 µs	AUTO
Reference Level	10.000 dBm	10.000 dBm
Attenuation	30.000 dB	AUTO
Detector	MaxPeak	MaxPeak
SweepCount	100	100
Filter	3 dB	3 dB
Trace Mode	Max Hold	Max Hold
Sweeptype	FFT	AUTO
Preamp	off	off
Stablemode	Trace	Trace
Stablevalue	0.50 dB	0.50 dB
Run	10 / max. 150	max. 150
Stable	5 / 5	5
Max Stable Difference	0.03 dB	0.50 dB

Minimum Emission Bandwidth 6 dB (2440 MHz; 20.000 dBm; 2 MHz)

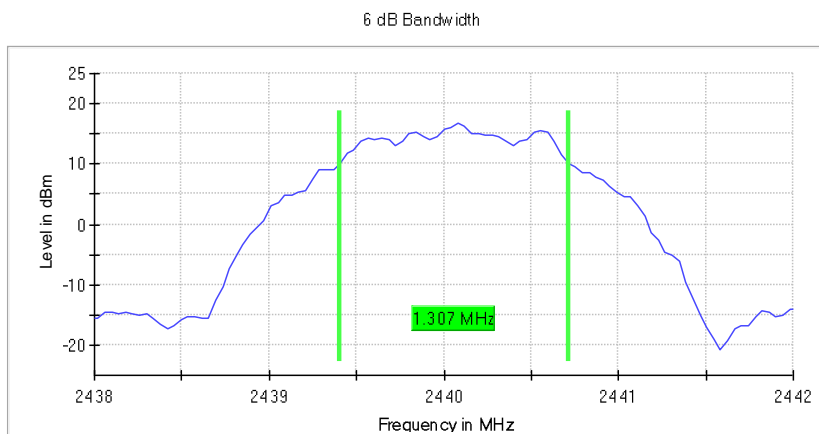
Test according to FCC title 47 part 15 §15.247(a), KDB 558074 D01 DTS Meas Guidance v04 and ANSI C63.10-2013

6 dB Bandwidth

DUT Frequency (MHz)	Bandwidth (MHz)	Limit Min (MHz)	Limit Max (MHz)	Band Edge Left (MHz)	Band Edge Right (MHz)
2440.000000	1.306930	0.500000	---	2439.405941	2440.712871

(continuation of the "6 dB Bandwidth" table from column 6 ...)

DUT Frequency (MHz)	Max Level (dBm)	Result
2440.000000	16.9	PASS



Measurement

Setting	Instrument Value	Target Value
Start Frequency	2.43800 GHz	2.43800 GHz
Stop Frequency	2.44200 GHz	2.44200 GHz
Span	4.000 MHz	4.000 MHz
RBW	100.000 kHz	~ 100.000 kHz
VBW	300.000 kHz	~ 300.000 kHz
SweepPoints	101	~ 80
Sweeptime	18.938 µs	AUTO
Reference Level	10.000 dBm	10.000 dBm
Attenuation	30.000 dB	AUTO
Detector	MaxPeak	MaxPeak
SweepCount	100	100
Filter	3 dB	3 dB
Trace Mode	Max Hold	Max Hold
Sweeptype	FFT	AUTO
Preamp	off	off
Stablemode	Trace	Trace
Stablevalue	0.50 dB	0.50 dB
Run	12 / max. 150	max. 150
Stable	5 / 5	5
Max Stable Difference	0.14 dB	0.50 dB

Minimum Emission Bandwidth 6 dB (2480 MHz; 20.000 dBm; 2 MHz)

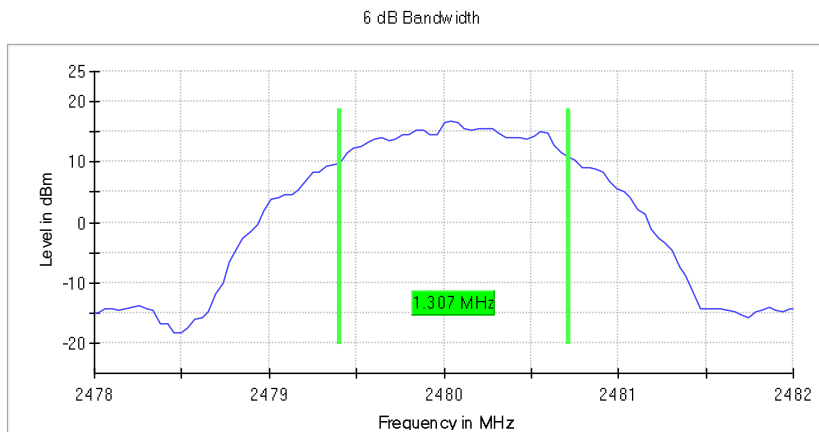
Test according to FCC title 47 part 15 §15.247(a), KDB 558074 D01 DTS Meas Guidance v04 and ANSI C63.10-2013

6 dB Bandwidth

DUT Frequency (MHz)	Bandwidth (MHz)	Limit Min (MHz)	Limit Max (MHz)	Band Edge Left (MHz)	Band Edge Right (MHz)
2480.000000	1.306930	0.500000	---	2479.405941	2480.712871

(continuation of the "6 dB Bandwidth" table from column 6 ...)

DUT Frequency (MHz)	Max Level (dBm)	Result
2480.000000	16.9	PASS



Measurement

Setting	Instrument Value	Target Value
Start Frequency	2.47800 GHz	2.47800 GHz
Stop Frequency	2.48200 GHz	2.48200 GHz
Span	4.000 MHz	4.000 MHz
RBW	100.000 kHz	~ 100.000 kHz
VBW	300.000 kHz	~ 300.000 kHz
SweepPoints	101	~ 80
Sweeptime	18.938 µs	AUTO
Reference Level	10.000 dBm	10.000 dBm
Attenuation	30.000 dB	AUTO
Detector	MaxPeak	MaxPeak
SweepCount	100	100
Filter	3 dB	3 dB
Trace Mode	Max Hold	Max Hold
Sweeptype	FFT	AUTO
Preamp	off	off
Stablemode	Trace	Trace
Stablevalue	0.50 dB	0.50 dB
Run	12 / max. 150	max. 150
Stable	5 / 5	5
Max Stable Difference	0.05 dB	0.50 dB

Appendix A.3: Test Results of 99% Bandwidth

Bluetooth LE Mode, 1Mbps

Occupied Channel Bandwidth 99% (2402 MHz; 20.000 dBm; 1 MHz)

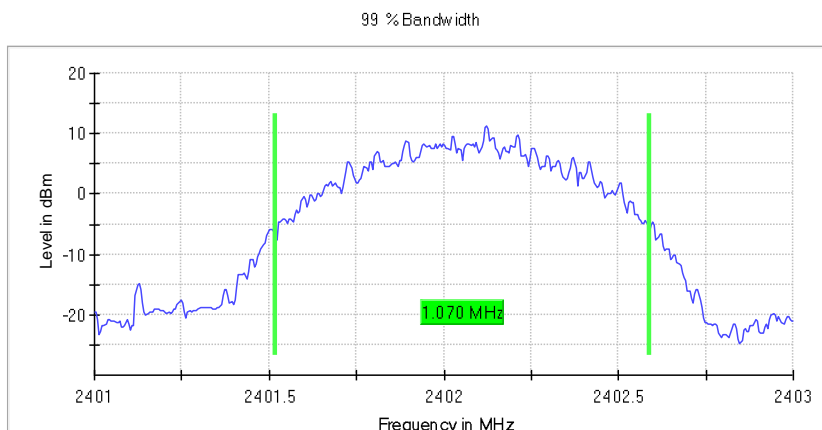
Test according to FCC title 47 part 15 §15.247(a), KDB 558074 D01 DTS Meas Guidance v04 and ANSI C63.10-2013

99 % Bandwidth

DUT Frequency (MHz)	Bandwidth (MHz)	Limit Min (MHz)	Limit Max (MHz)	Band Edge Left (MHz)	Band Edge Right (MHz)
2402.000000	1.070000	---	---	2401.517500	2402.587500

(continuation of the "99 % Bandwidth" table from column 6 ...)

DUT Frequency (MHz)	Result
2402.000000	PASS



Measurement

Setting	Instrument Value	Target Value
Start Frequency	2.40100 GHz	2.40100 GHz
Stop Frequency	2.40300 GHz	2.40300 GHz
Span	2.000 MHz	2.000 MHz
RBW	10.000 kHz	>= 10.000 kHz
VBW	30.000 kHz	>= 30.000 kHz
SweepPoints	400	~ 400
Sweeptime	189.648 µs	AUTO
Reference Level	10.000 dBm	10.000 dBm
Attenuation	30.000 dB	AUTO
Detector	MaxPeak	MaxPeak
SweepCount	100	100
Filter	3 dB	3 dB
Trace Mode	Max Hold	Max Hold
Sweeptype	FFT	AUTO
Preamp	off	off
Stablemode	Trace	Trace
Stablevalue	0.30 dB	0.30 dB
Run	8 / max. 150	max. 150
Stable	3 / 3	3
Max Stable Difference	0.11 dB	0.30 dB

Occupied Channel Bandwidth 99% (2440 MHz; 20.000 dBm; 1 MHz)

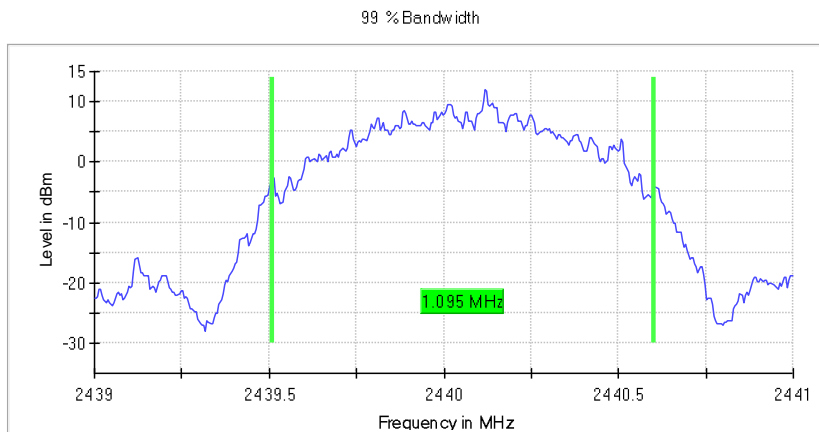
Test according to FCC title 47 part 15 §15.247(a), KDB 558074 D01 DTS Meas Guidance v04 and ANSI C63.10-2013

99 % Bandwidth

DUT Frequency (MHz)	Bandwidth (MHz)	Limit Min (MHz)	Limit Max (MHz)	Band Edge Left (MHz)	Band Edge Right (MHz)
2440.000000	1.095000	---	---	2439.507500	2440.602500

(continuation of the "99 % Bandwidth" table from column 6 ...)

DUT Frequency (MHz)	Result
2440.000000	PASS



Measurement

Setting	Instrument Value	Target Value
Start Frequency	2.43900 GHz	2.43900 GHz
Stop Frequency	2.44100 GHz	2.44100 GHz
Span	2.000 MHz	2.000 MHz
RBW	10.000 kHz	>= 10.000 kHz
VBW	30.000 kHz	>= 30.000 kHz
SweepPoints	400	~ 400
Sweeptime	189.648 µs	AUTO
Reference Level	10.000 dBm	10.000 dBm
Attenuation	30.000 dB	AUTO
Detector	MaxPeak	MaxPeak
SweepCount	100	100
Filter	3 dB	3 dB
Trace Mode	Max Hold	Max Hold
Sweeptype	FFT	AUTO
Preamp	off	off
Stablemode	Trace	Trace
Stablevalue	0.30 dB	0.30 dB
Run	9 / max. 150	max. 150
Stable	3 / 3	3
Max Stable Difference	0.19 dB	0.30 dB

Occupied Channel Bandwidth 99% (2480 MHz; 20.000 dBm; 1 MHz)

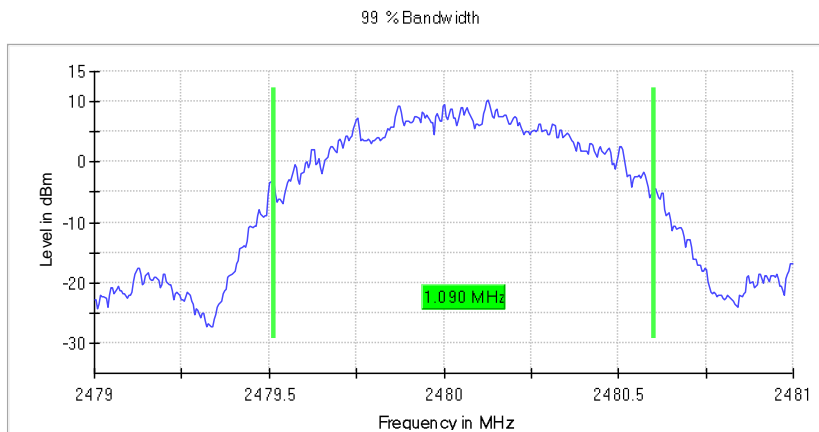
Test according to FCC title 47 part 15 §15.247(a), KDB 558074 D01 DTS Meas Guidance v04 and ANSI C63.10-2013

99 % Bandwidth

DUT Frequency (MHz)	Bandwidth (MHz)	Limit Min (MHz)	Limit Max (MHz)	Band Edge Left (MHz)	Band Edge Right (MHz)
2480.000000	1.090000	---	---	2479.512500	2480.602500

(continuation of the "99 % Bandwidth" table from column 6 ...)

DUT Frequency (MHz)	Result
2480.000000	PASS



Measurement

Setting	Instrument Value	Target Value
Start Frequency	2.47900 GHz	2.47900 GHz
Stop Frequency	2.48100 GHz	2.48100 GHz
Span	2.000 MHz	2.000 MHz
RBW	10.000 kHz	>= 10.000 kHz
VBW	30.000 kHz	>= 30.000 kHz
SweepPoints	400	~ 400
Sweeptime	189.648 µs	AUTO
Reference Level	10.000 dBm	10.000 dBm
Attenuation	30.000 dB	AUTO
Detector	MaxPeak	MaxPeak
SweepCount	100	100
Filter	3 dB	3 dB
Trace Mode	Max Hold	Max Hold
Sweeptype	FFT	AUTO
Preamp	off	off
Stablemode	Trace	Trace
Stablevalue	0.30 dB	0.30 dB
Run	11 / max. 150	max. 150
Stable	3 / 3	3
Max Stable Difference	0.24 dB	0.30 dB

Bluetooth LE Mode, 2Mbps

Occupied Channel Bandwidth 99% (2402 MHz; 20.000 dBm; 2 MHz)

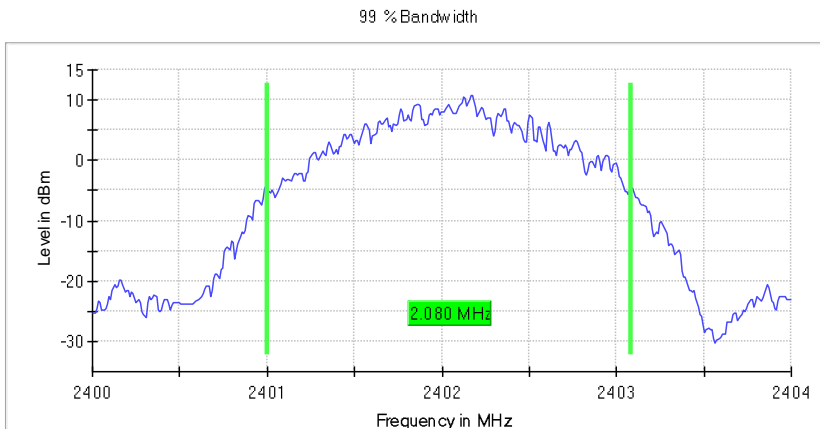
Test according to FCC title 47 part 15 §15.247(a), KDB 558074 D01 DTS Meas Guidance v04 and ANSI C63.10-2013

99 % Bandwidth

DUT Frequency (MHz)	Bandwidth (MHz)	Limit Min (MHz)	Limit Max (MHz)	Band Edge Left (MHz)	Band Edge Right (MHz)
2402.000000	2.080000	---	---	2401.005000	2403.085000

(continuation of the "99 % Bandwidth" table from column 6 ...)

DUT Frequency (MHz)	Result
2402.000000	PASS



Measurement

Setting	Instrument Value	Target Value
Start Frequency	2.40000 GHz	2.40000 GHz
Stop Frequency	2.40400 GHz	2.40400 GHz
Span	4.000 MHz	4.000 MHz
RBW	20.000 kHz	>= 20.000 kHz
VBW	100.000 kHz	>= 60.000 kHz
SweepPoints	400	~ 400
Sweeptime	94.824 µs	AUTO
Reference Level	10.000 dBm	10.000 dBm
Attenuation	30.000 dB	AUTO
Detector	MaxPeak	MaxPeak
SweepCount	100	100
Filter	3 dB	3 dB
Trace Mode	Max Hold	Max Hold
Sweeptype	FFT	AUTO
Preamp	off	off
Stablemode	Trace	Trace
Stablevalue	0.30 dB	0.30 dB
Run	12 / max. 150	max. 150
Stable	3 / 3	3
Max Stable Difference	0.16 dB	0.30 dB

Occupied Channel Bandwidth 99% (2440 MHz; 20.000 dBm; 2 MHz)

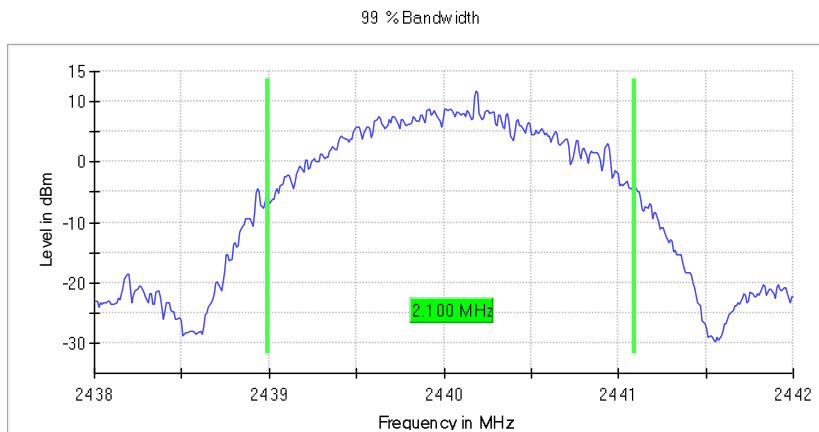
Test according to FCC title 47 part 15 §15.247(a), KDB 558074 D01 DTS Meas Guidance v04 and ANSI C63.10-2013

99 % Bandwidth

DUT Frequency (MHz)	Bandwidth (MHz)	Limit Min (MHz)	Limit Max (MHz)	Band Edge Left (MHz)	Band Edge Right (MHz)
2440.000000	2.100000	---	---	2438.995000	2441.095000

(continuation of the "99 % Bandwidth" table from column 6 ...)

DUT Frequency (MHz)	Result
2440.000000	PASS



Measurement

Setting	Instrument Value	Target Value
Start Frequency	2.43800 GHz	2.43800 GHz
Stop Frequency	2.44200 GHz	2.44200 GHz
Span	4.000 MHz	4.000 MHz
RBW	20.000 kHz	>= 20.000 kHz
VBW	100.000 kHz	>= 60.000 kHz
SweepPoints	400	~ 400
Sweeptime	94.824 µs	AUTO
Reference Level	10.000 dBm	10.000 dBm
Attenuation	30.000 dB	AUTO
Detector	MaxPeak	MaxPeak
SweepCount	100	100
Filter	3 dB	3 dB
Trace Mode	Max Hold	Max Hold
Sweeptype	FFT	AUTO
Preamp	off	off
Stablemode	Trace	Trace
Stablevalue	0.30 dB	0.30 dB
Run	12 / max. 150	max. 150
Stable	3 / 3	3
Max Stable Difference	0.11 dB	0.30 dB

Occupied Channel Bandwidth 99% (2480 MHz; 20.000 dBm; 2 MHz)

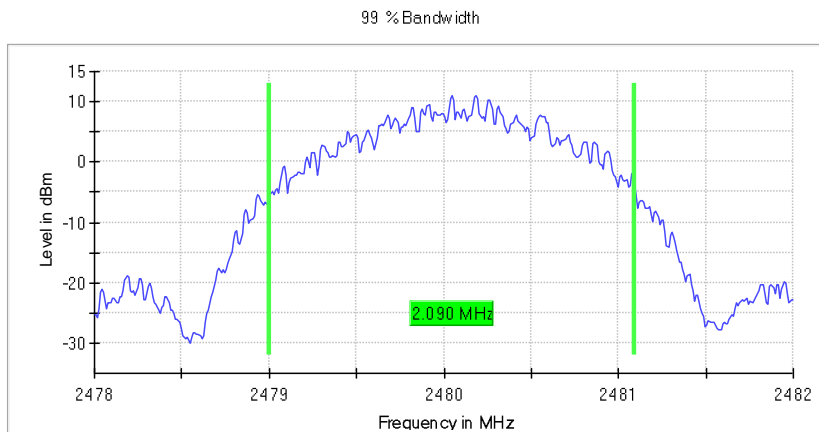
Test according to FCC title 47 part 15 §15.247(a), KDB 558074 D01 DTS Meas Guidance v04 and ANSI C63.10-2013

99 % Bandwidth

DUT Frequency (MHz)	Bandwidth (MHz)	Limit Min (MHz)	Limit Max (MHz)	Band Edge Left (MHz)	Band Edge Right (MHz)
2480.000000	2.090000	---	---	2479.005000	2481.095000

(continuation of the "99 % Bandwidth" table from column 6 ...)

DUT Frequency (MHz)	Result
2480.000000	PASS



Measurement

Setting	Instrument Value	Target Value
Start Frequency	2.47800 GHz	2.47800 GHz
Stop Frequency	2.48200 GHz	2.48200 GHz
Span	4.000 MHz	4.000 MHz
RBW	20.000 kHz	>= 20.000 kHz
VBW	100.000 kHz	>= 60.000 kHz
SweepPoints	400	~ 400
Sweeptime	94.824 µs	AUTO
Reference Level	10.000 dBm	10.000 dBm
Attenuation	30.000 dB	AUTO
Detector	MaxPeak	MaxPeak
SweepCount	100	100
Filter	3 dB	3 dB
Trace Mode	Max Hold	Max Hold
Sweeptype	FFT	AUTO
Preamp	off	off
Stablemode	Trace	Trace
Stablevalue	0.30 dB	0.30 dB
Run	9 / max. 150	max. 150
Stable	3 / 3	3
Max Stable Difference	0.23 dB	0.30 dB

Appendix A.4: Test Results of Conducted Spurious Emissions Measured in 100 kHz Bandwidth

Bluetooth LE Mode, 1Mbps

Band Edge

Low Channel



Date: 7.NOV.2023 04:56:18

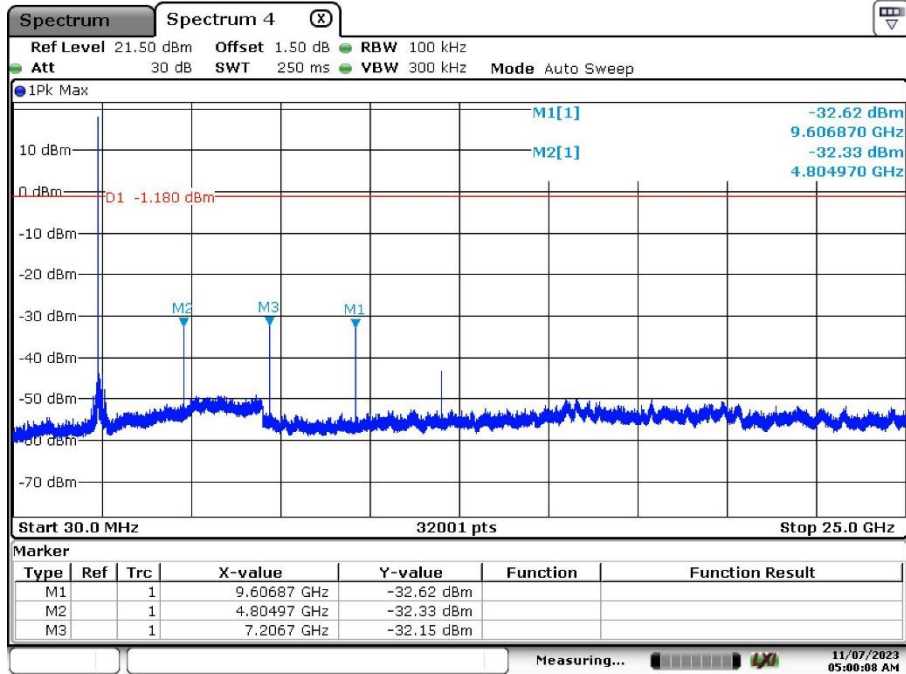
High Channel



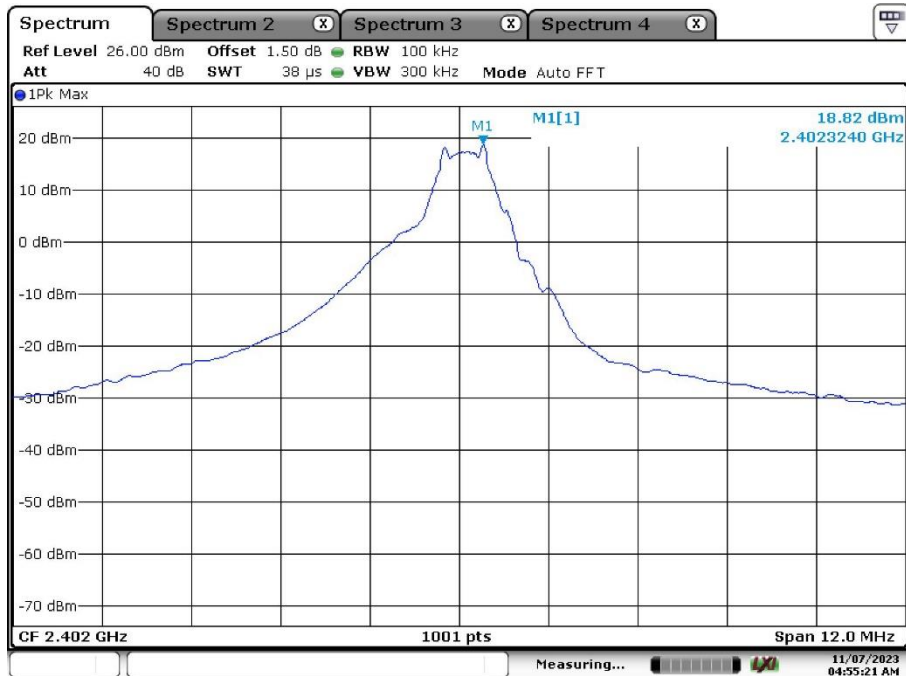
Date: 7.NOV.2023 04:39:18

Conducted Spurious Emission

Low Channel:

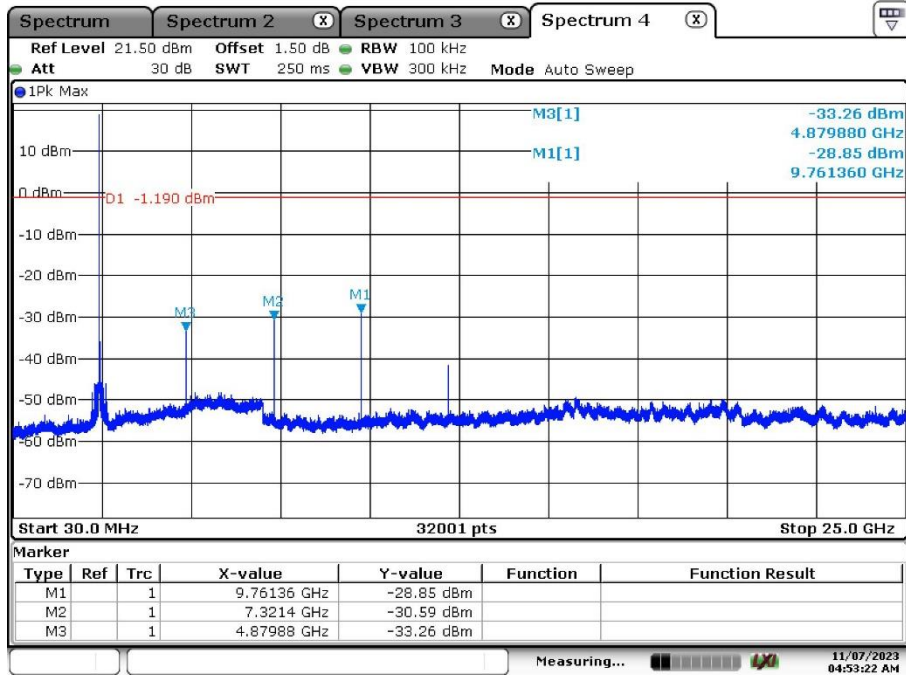


Date: 7.NOV.2023 05:00:07

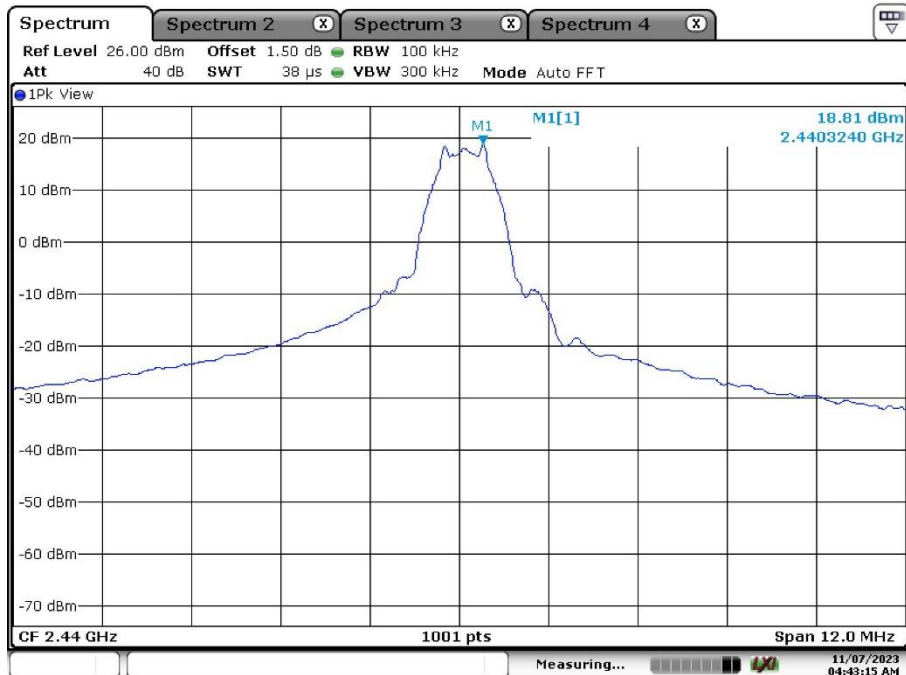


Date: 7.NOV.2023 04:55:21

Middle Channel:

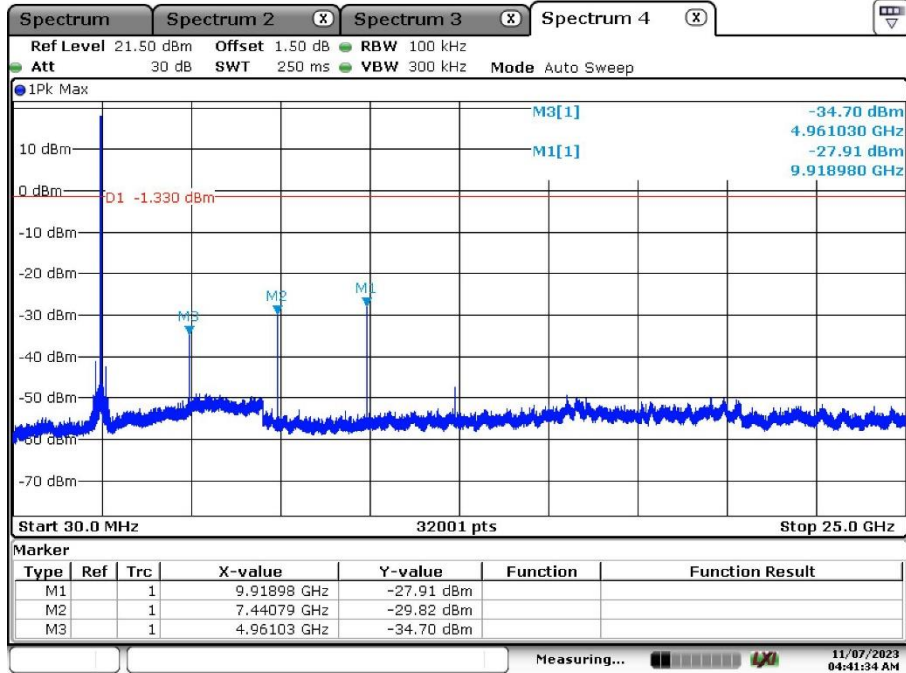


Date: 7.NOV.2023 04:53:22

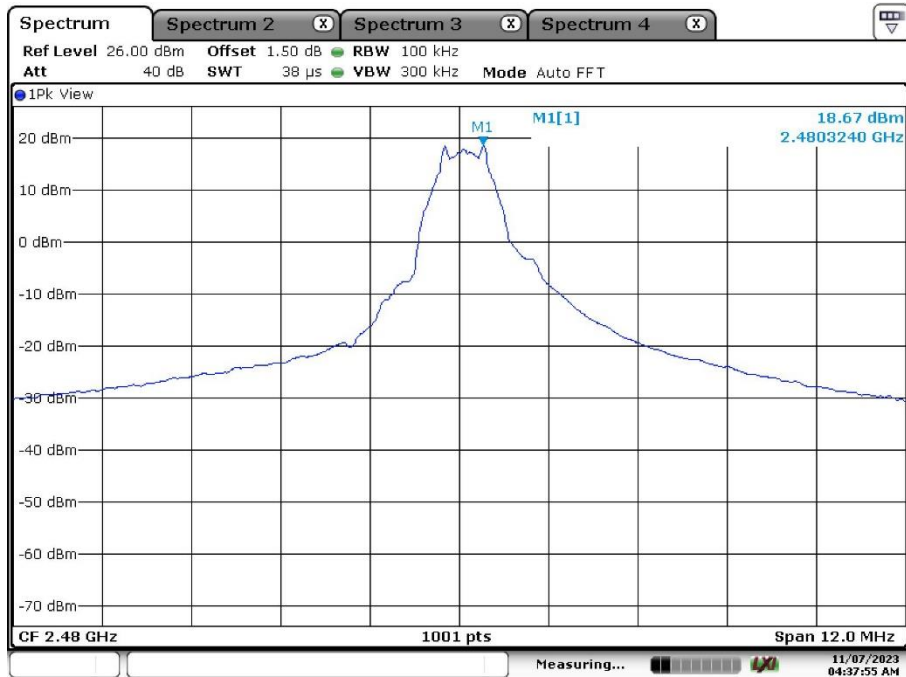


Date: 7.NOV.2023 04:43:16

High Channel:



Date: 7.NOV.2023 04:41:34

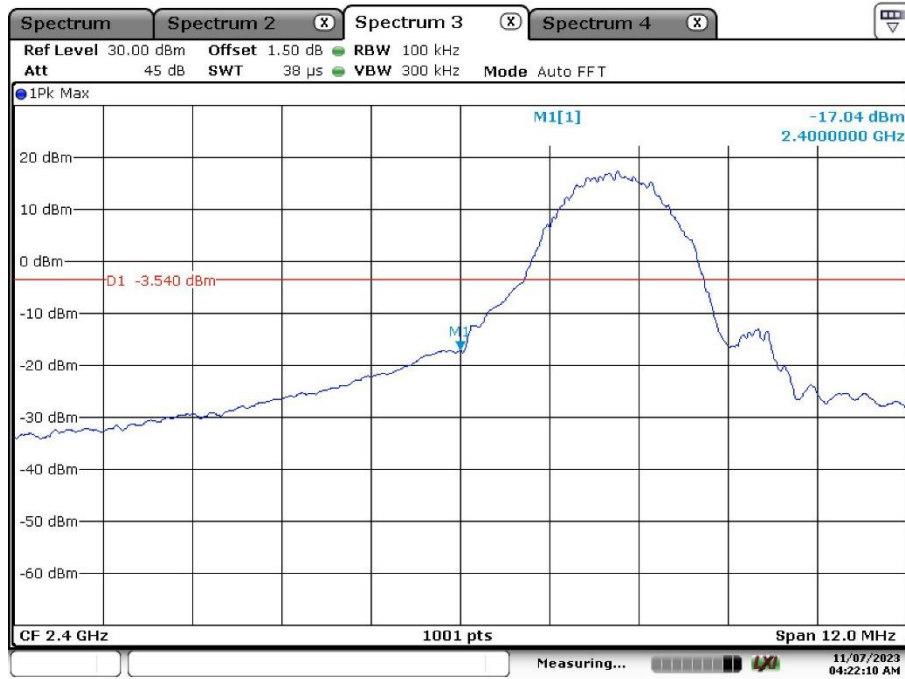


Date: 7.NOV.2023 04:37:55

Bluetooth LE Mode, 2Mbps

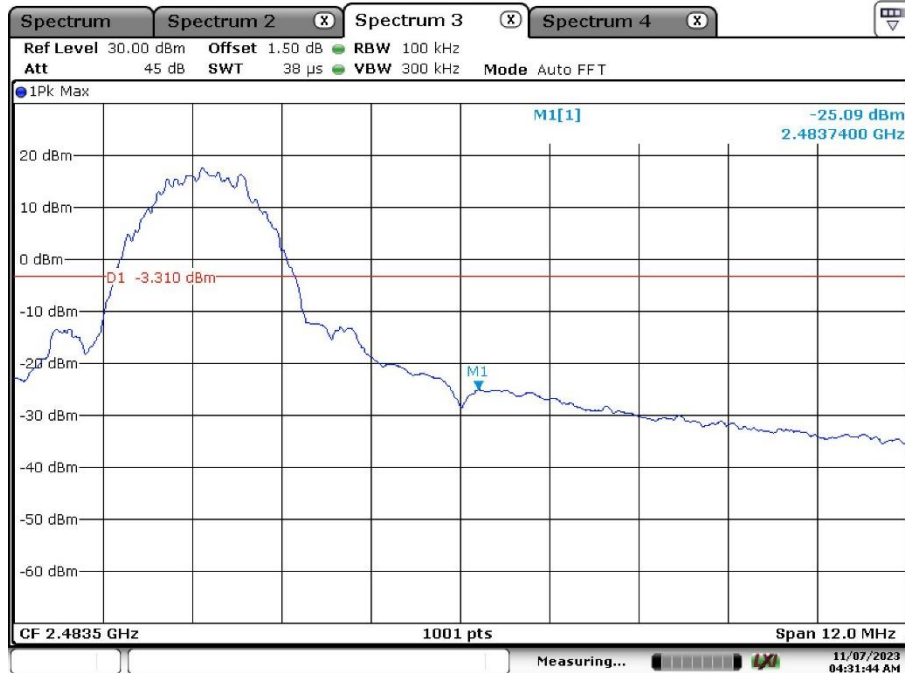
Band Edge

Low Channel



Date: 7.NOV.2023 04:22:10

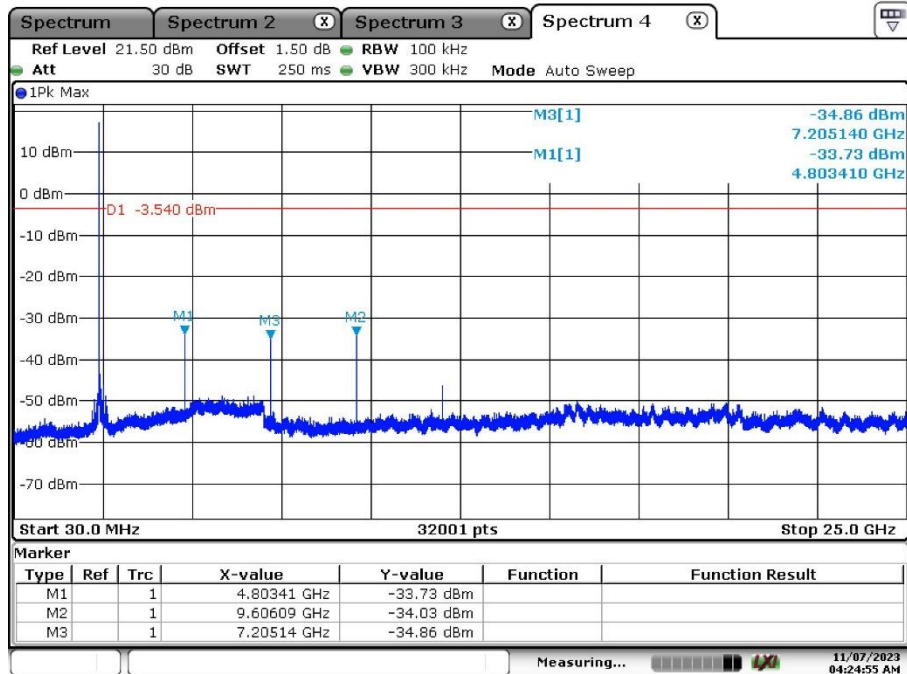
High Channel



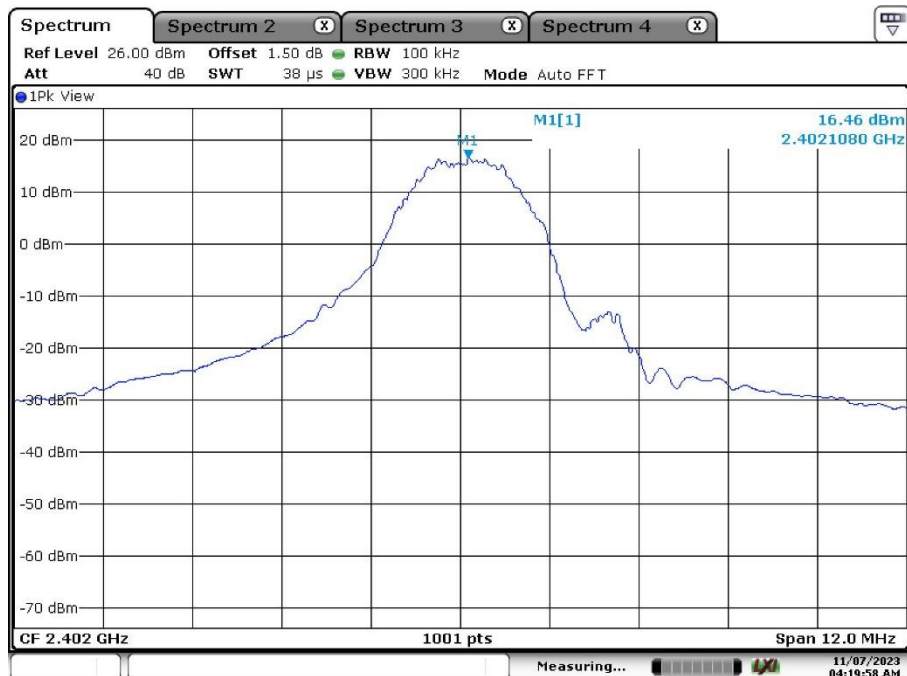
Date: 7.NOV.2023 04:31:44

Conducted Spurious Emission

Low Channel:

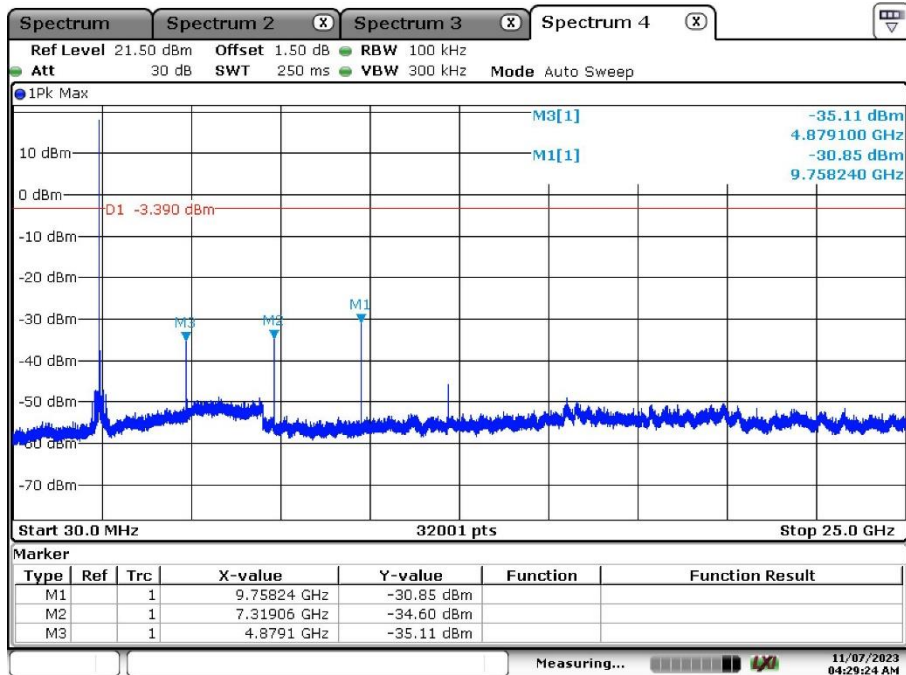


Date: 7.NOV.2023 04:24:55

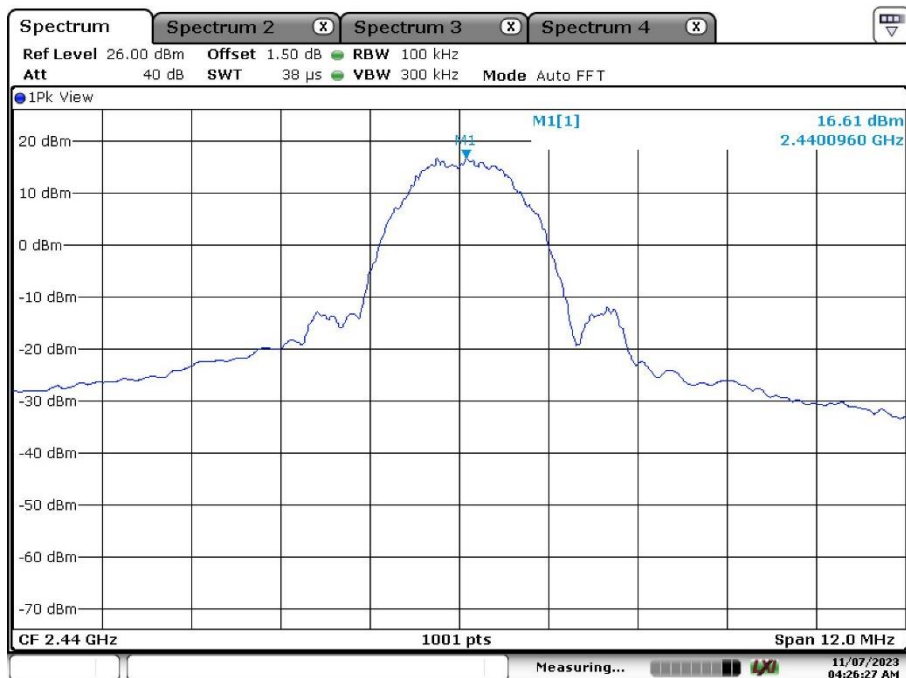


Date: 7.NOV.2023 04:19:58

Middle Channel:

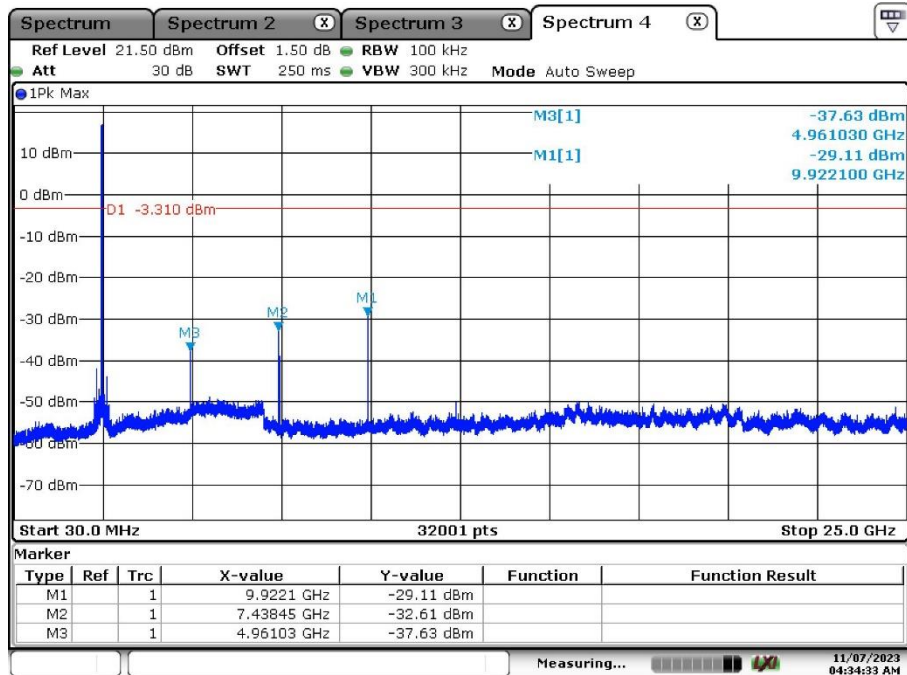


Date: 7.NOV.2023 04:29:24

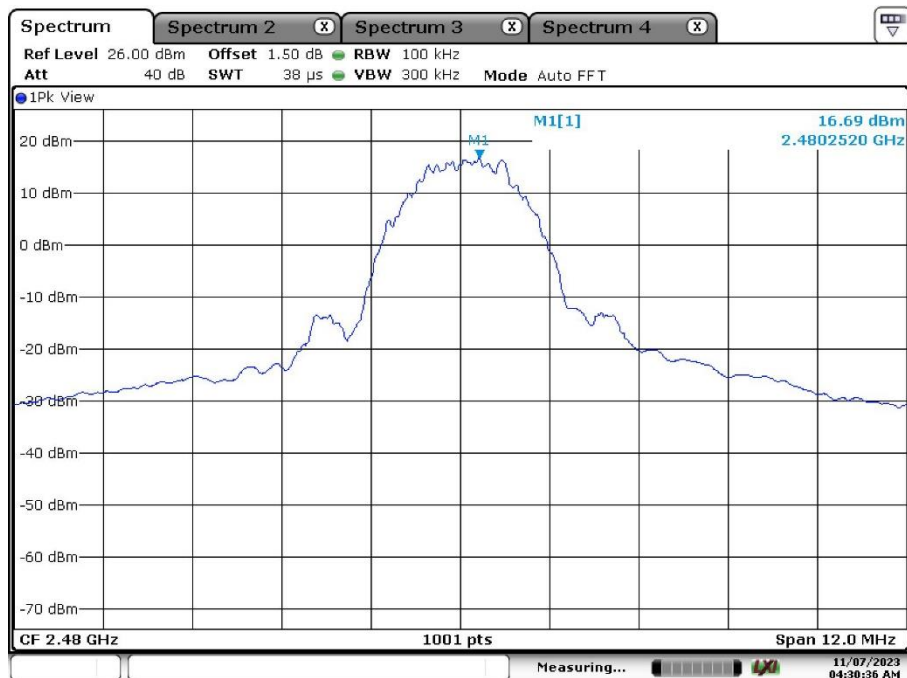


Date: 7.NOV.2023 04:26:28

High Channel:



Date: 7.NOV.2023 04:34:33



Date: 7.NOV.2023 04:30:36

Appendix A.5: Test Results of Radiated Spurious Emissions

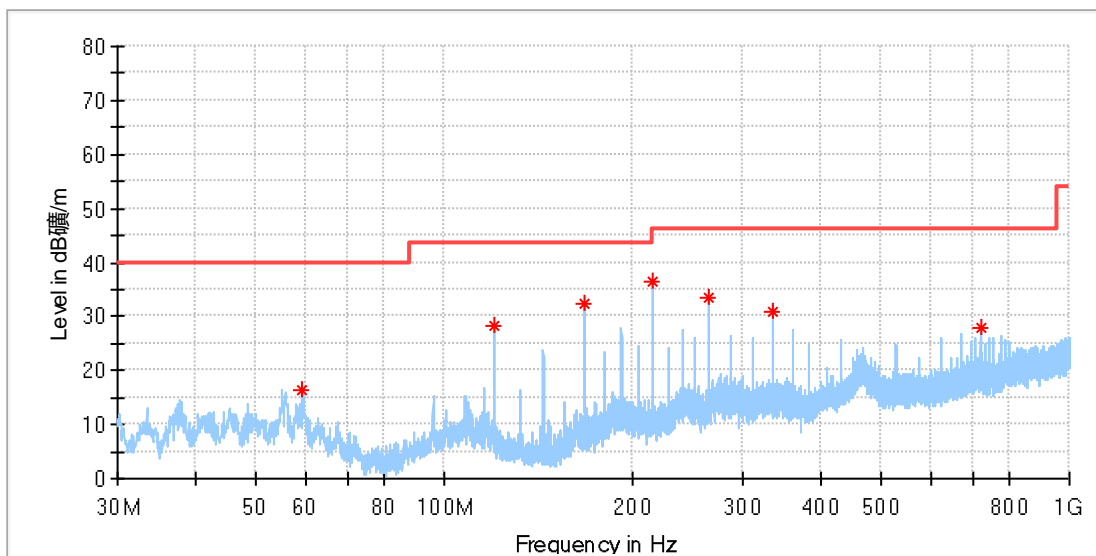
Note:

- 1) This testing was carried out on different modulations, but only the worst case was presented in this report.
- 2) Testing was carried out within frequency range 9kHz to the tenth harmonics. The measurement results below 30MHz and 18GHz - 26.5GHz were greater than 20dB below the limit, so only the radiated spurious emissions from 30MHz to 18GHz were reported.

30 MHz - 1GHz

EUT Information

EUT Name:	Here4 ADSB
Model:	HX4-06319
Test Mode:	BLE 1M_Mid channel
Order No/Sample No:	168447703/A003654901-001
Test Voltage:	DC 5.3V
Remark:	Temp 24 Humi:50%
Test Standard:	FCC 15.247
Tested By:	Kei Zhang
Reviewed By:	Terry Yin



Critical_Freqs

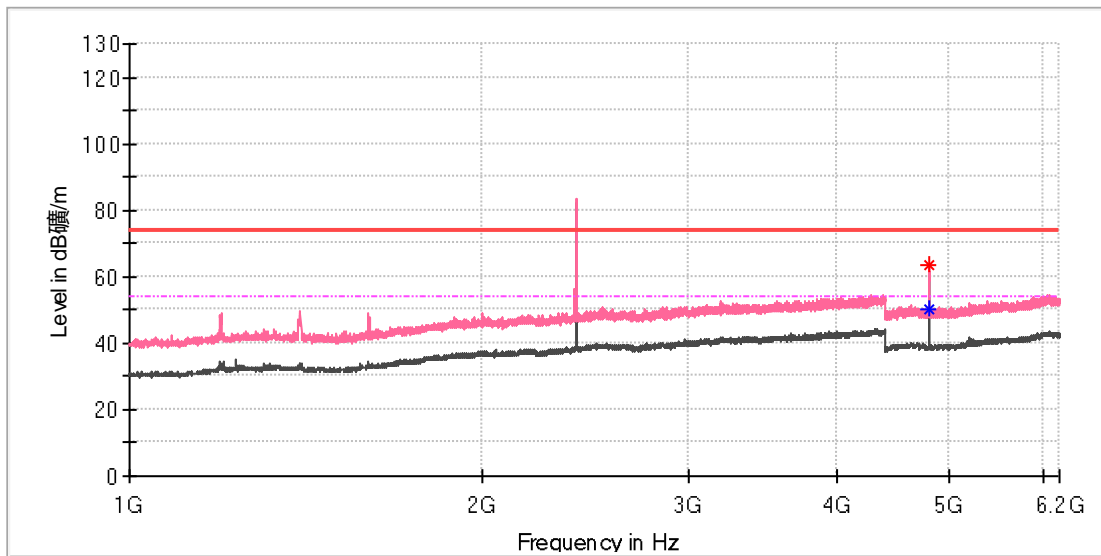
Frequency (MHz)	MaxPeak (dBµV/m)	Limit (dBµV/m)	Margin (dB)	Height (cm)	Pol	Azimuth (deg)	Corr. (dB/m)
59.361154	16.49	40.00	23.51	100.0	H	35.0	-19.2
120.023462	28.36	43.50	15.14	100.0	H	98.0	-21.1
168.001154	32.50	43.50	11.00	100.0	H	355.0	-21.7
216.016154	36.39	46.00	9.61	100.0	H	98.0	-19.0
264.031154	33.57	46.00	12.43	100.0	H	91.0	-17.4
335.997692	31.02	46.00	14.98	100.0	H	75.0	-15.5
720.043077	28.00	46.00	18.00	100.0	H	59.0	-8.1

Final_Result

Frequency (MHz)	QuasiPeak (dBµV/m)	Limit (dBµV/m)	Margin (dB)	Height (cm)	Pol	Azimuth (deg)	Corr. (dB/m)
---	---	---	---	---		---	---

EUT Information

EUT Name: Here4 ADSB
 Model: HX4-06319
 Test Mode: BLE 1M_Low channel
 Order No/Sample No: 168447703/A003654901-001
 Test Voltage: DC 5.3V
 Remark: Temp 24 Humi:50%
 Test Standard: FCC 15.247
 Tested By: Kei Zhang
 Reviewed By: Terry Yin



Critical_Freqs

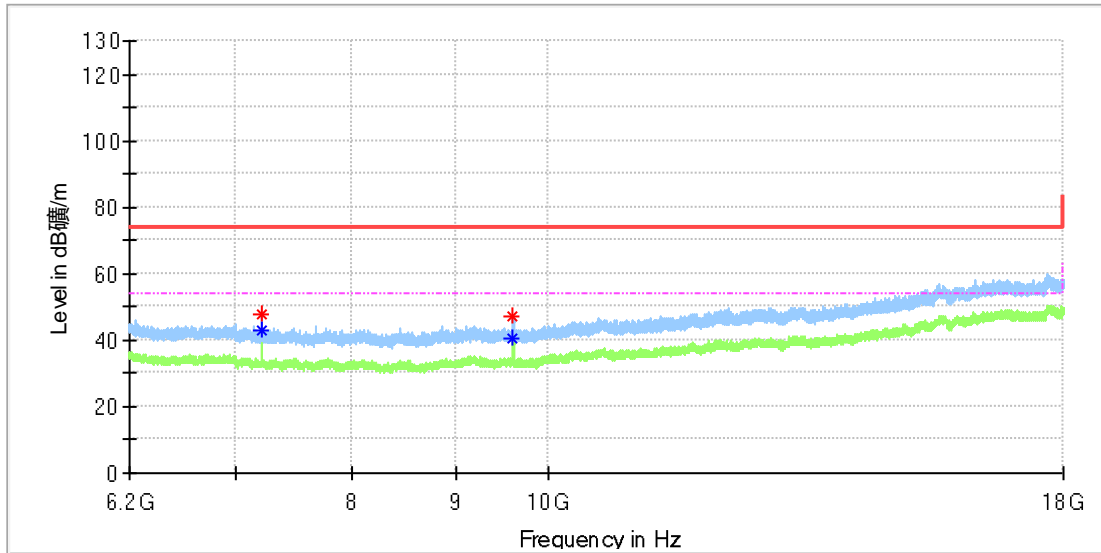
Frequency (MHz)	MaxPeak (dBµV/m)	Average (dBµV/m)	Limit (dBµV/m)	Margin (dB)	Height (cm)	Pol	Azimuth (deg)	Corr. (dB/m)
4802.500000	---	49.99	54.00	4.01	150.0	V	244.0	11.8
4803.500000	63.59	---	74.00	10.41	150.0	V	151.0	11.8

Final_Result

Frequency (MHz)	MaxPeak (dBµV/m)	Limit (dBµV/m)	Margin (dB)	Height (cm)	Pol	Azimuth (deg)	Corr. (dB/m)
---	---	---	---	---		---	---

EUT Information

EUT Name: Here4 ADSB
 Model: HX4-06319
 Test Mode: BLE 1M_Low channel
 Order No/Sample No: 168447703/A003654901-001
 Test Voltage: DC 5.3V
 Remark: Temp 24 Humi:50%
 Test Standard: FCC 15.247
 Tested By: Kei Zhang
 Reviewed By: Terry Yin



Critical Freqs

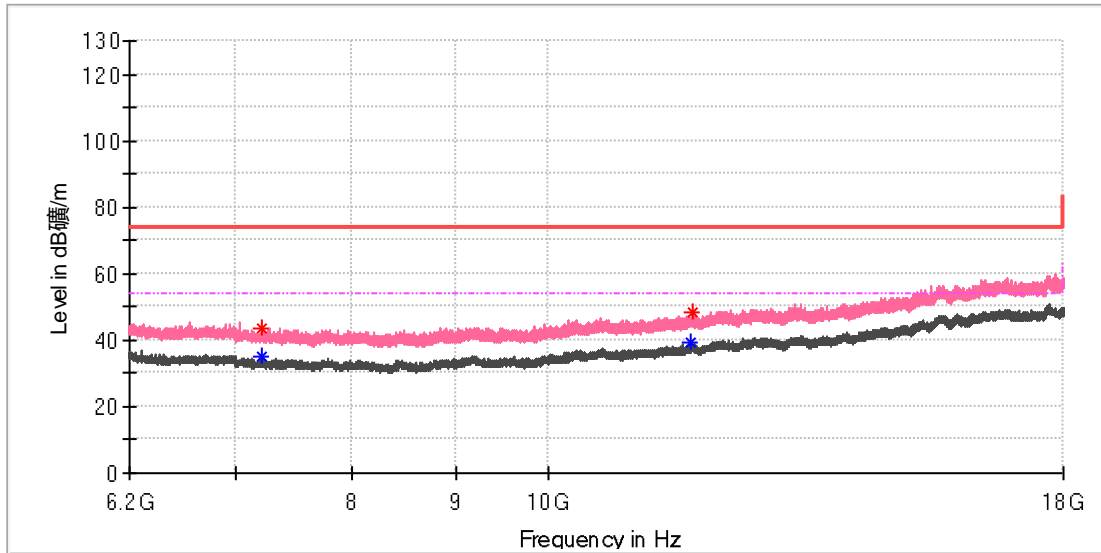
Frequency (MHz)	MaxPeak (dBµV/m)	Average (dBµV/m)	Limit (dBµV/m)	Margin (dB)	Height (cm)	Pol	Azimuth (deg)	Corr. (dB/m)
7205.458333	47.55	---	74.00	26.45	150.0	H	209.0	8.8
7205.458333	---	42.76	54.00	11.24	150.0	H	209.0	8.8
9606.758333	47.31	---	74.00	26.69	150.0	H	243.0	10.4
9606.758333	---	40.44	54.00	13.56	150.0	H	243.0	10.4

Final Result

Frequency (MHz)	MaxPeak (dBµV/m)	Limit (dBµV/m)	Margin (dB)	Height (cm)	Pol	Azimuth (deg)	Corr. (dB/m)
---	---	---	---	---		---	---

EUT Information

EUT Name: Here4 ADSB
 Model: HX4-06319
 Test Mode: BLE 1M_Low channel
 Order No/Sample No: 168447703/A003654901-001
 Test Voltage: DC 5.3V
 Remark: Temp 24 Humi:50%
 Test Standard: FCC 15.247
 Tested By: Kei Zhang
 Reviewed By: Terry Yin



Critical_Freqs

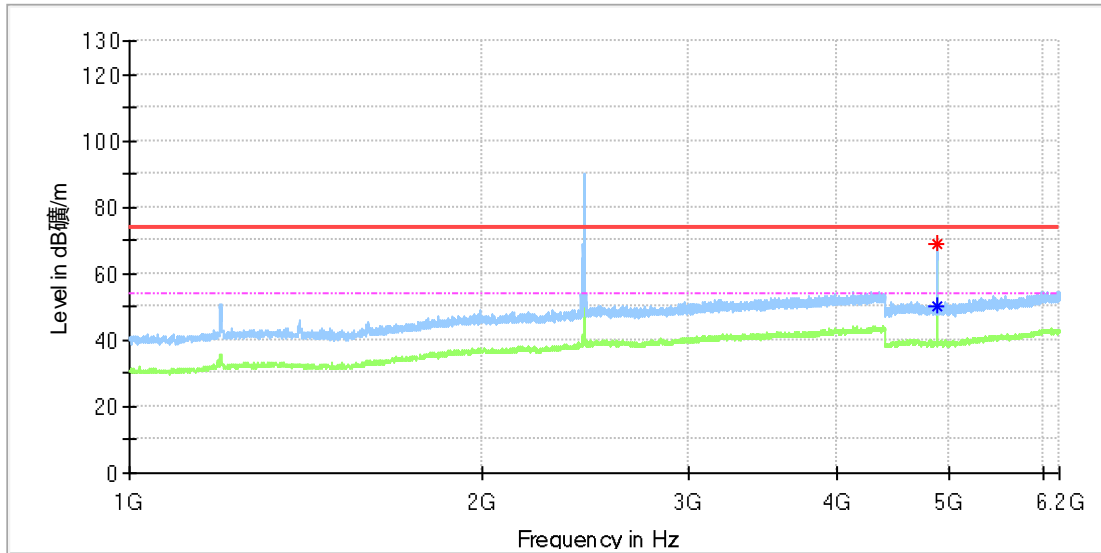
Frequency (MHz)	MaxPeak (dBµV/m)	Average (dBµV/m)	Limit (dBµV/m)	Margin (dB)	Height (cm)	Pol	Azimuth (deg)	Corr. (dB/m)
7205.458333	---	34.99	54.00	19.01	150.0	V	123.0	8.8
7205.950000	43.29	---	74.00	30.71	150.0	V	0.0	8.8
11765.666667	---	39.20	54.00	14.80	150.0	V	231.0	13.4
11792.216667	48.33	---	74.00	25.67	150.0	V	5.0	13.4

Final_Result

Frequency (MHz)	MaxPeak (dBµV/m)	Limit (dBµV/m)	Margin (dB)	Height (cm)	Pol	Azimuth (deg)	Corr. (dB/m)
---	---	---	---	---		---	---

EUT Information

EUT Name: Here4 ADSB
 Model: HX4-06319
 Test Mode: BLE 1M_Mid channel
 Order No/Sample No: 168447703/A003654901-001
 Test Voltage: DC 5.3V
 Remark: Temp 24 Humi:50%
 Test Standard: FCC 15.247
 Tested By: Kei Zhang
 Reviewed By: Terry Yin



Critical_Freqs

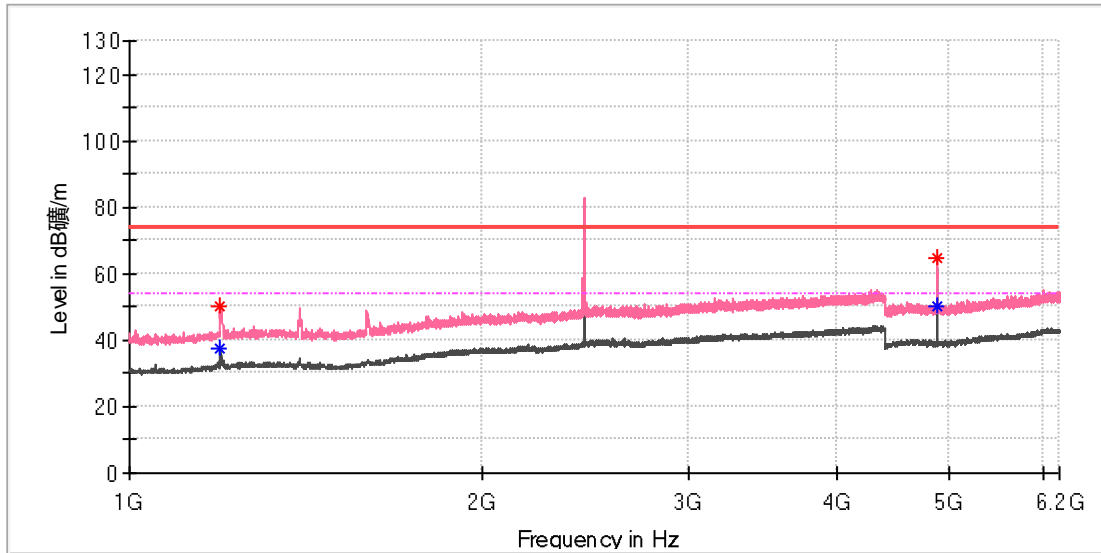
Frequency (MHz)	MaxPeak (dBµV/m)	Average (dBµV/m)	Limit (dBµV/m)	Margin (dB)	Height (cm)	Pol	Azimuth (deg)	Corr. (dB/m)
4880.500000	68.97	---	74.00	5.03	150.0	H	34.0	11.8
4881.500000	---	50.45	54.00	3.55	150.0	H	348.0	11.8

Final_Result

Frequency (MHz)	MaxPeak (dBµV/m)	Limit (dBµV/m)	Margin (dB)	Height (cm)	Pol	Azimuth (deg)	Corr. (dB/m)
---	---	---	---	---		---	---

EUT Information

EUT Name: Here4 ADSB
 Model: HX4-06319
 Test Mode: BLE 1M_Mid channel
 Order No/Sample No: 168447703/A003654901-001
 Test Voltage: DC 5.3V
 Remark: Temp 24 Humi:50%
 Test Standard: FCC 15.247
 Tested By: Kei Zhang
 Reviewed By: Terry Yin



Critical_Freqs

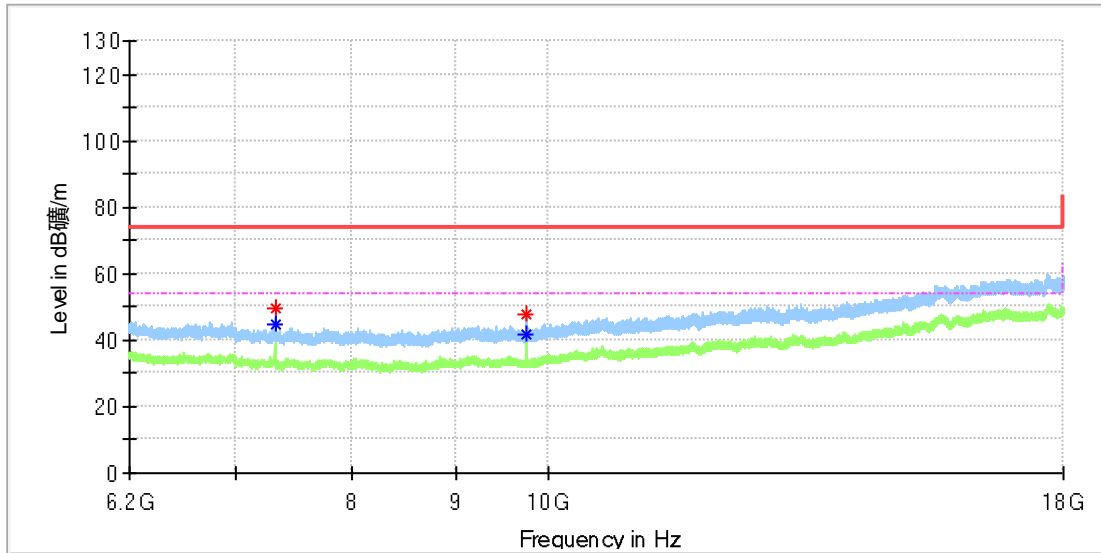
Frequency (MHz)	MaxPeak (dBµV/m)	Average (dBµV/m)	Limit (dBµV/m)	Margin (dB)	Height (cm)	Pol	Azimuth (deg)	Corr. (dB/m)
1195.500000	50.33	---	74.00	23.67	150.0	V	146.0	1.1
1195.500000	---	37.20	54.00	16.80	150.0	V	146.0	1.1
4878.500000	---	49.95	54.00	4.05	150.0	V	80.0	11.8
4879.500000	64.64	---	74.00	9.36	150.0	V	74.0	11.8

Final_Result

Frequency (MHz)	MaxPeak (dBµV/m)	Limit (dBµV/m)	Margin (dB)	Height (cm)	Pol	Azimuth (deg)	Corr. (dB/m)
---	---	---	---	---		---	---

EUT Information

EUT Name: Here4 ADSB
 Model: HX4-06319
 Test Mode: BLE 1M_Mid channel
 Order No/Sample No: 168447703/A003654901-001
 Test Voltage: DC 5.3V
 Remark: Temp 24 Humi:50%
 Test Standard: FCC 15.247
 Tested By: Kei Zhang
 Reviewed By: Terry Yin



Critical_Freqs

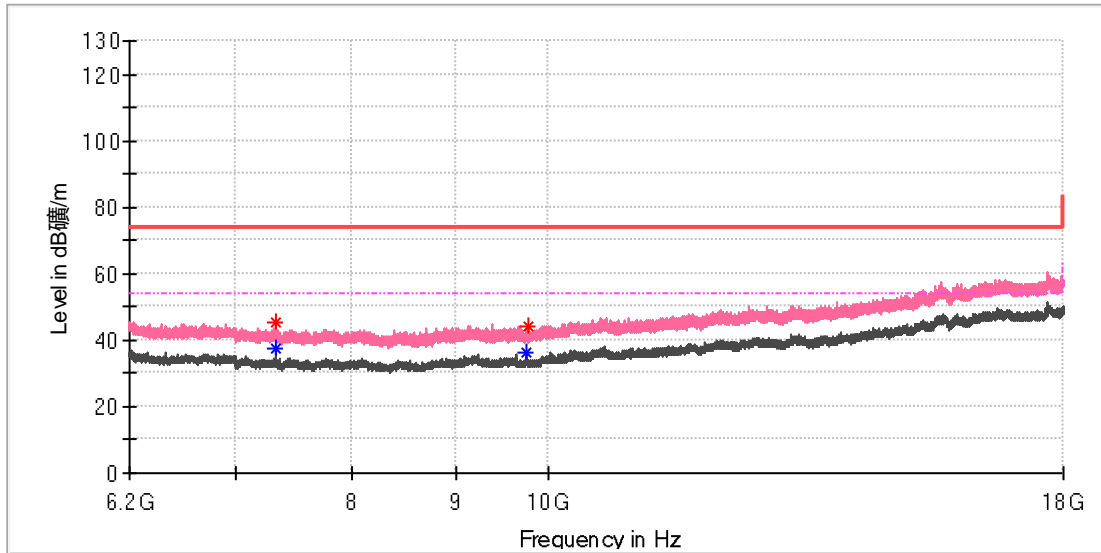
Frequency (MHz)	MaxPeak (dBµV/m)	Average (dBµV/m)	Limit (dBµV/m)	Margin (dB)	Height (cm)	Pol	Azimuth (deg)	Corr. (dB/m)
7319.033333	---	44.64	54.00	9.36	150.0	H	184.0	8.2
7320.508333	49.43	---	74.00	24.57	150.0	H	243.0	8.2
9759.175000	47.66	---	74.00	26.34	150.0	H	278.0	10.4
9759.175000	---	41.97	54.00	12.03	150.0	H	278.0	10.4

Final_Result

Frequency (MHz)	MaxPeak (dBµV/m)	Limit (dBµV/m)	Margin (dB)	Height (cm)	Pol	Azimuth (deg)	Corr. (dB/m)
---	---	---	---	---		---	---

EUT Information

EUT Name: Here4 ADSB
 Model: HX4-06319
 Test Mode: BLE 1M_Mid channel
 Order No/Sample No: 168447703/A003654901-001
 Test Voltage: DC 5.3V
 Remark: Temp 24 Humi:50%
 Test Standard: FCC 15.247
 Tested By: Kei Zhang
 Reviewed By: Terry Yin



Critical_Freqs

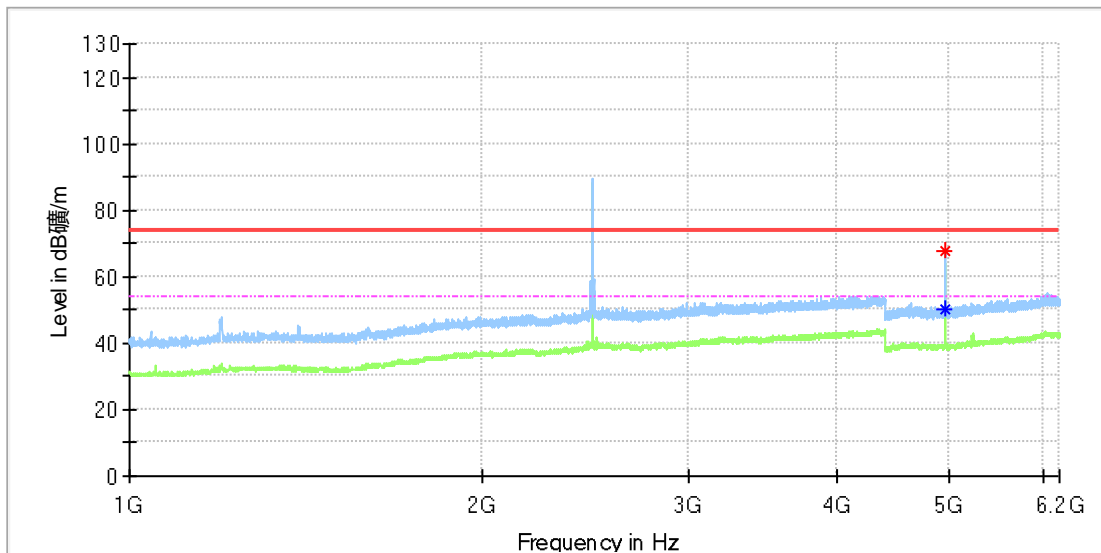
Frequency (MHz)	MaxPeak (dBµV/m)	Average (dBµV/m)	Limit (dBµV/m)	Margin (dB)	Height (cm)	Pol	Azimuth (deg)	Corr. (dB/m)
7319.525000	45.07	---	74.00	28.93	150.0	V	0.0	8.2
7320.508333	---	37.74	54.00	16.26	150.0	V	0.0	8.2
9759.175000	---	36.23	54.00	17.77	150.0	V	17.0	10.4
9776.383333	43.96	---	74.00	30.04	150.0	V	126.0	10.4

Final_Result

Frequency (MHz)	MaxPeak (dBµV/m)	Limit (dBµV/m)	Margin (dB)	Height (cm)	Pol	Azimuth (deg)	Corr. (dB/m)
---	---	---	---	---		---	---

EUT Information

EUT Name: Here4 ADSB
 Model: HX4-06319
 Test Mode: BLE 1M_High channel
 Order No/Sample No: 168447703/A003654901-001
 Test Voltage: DC 5.3V
 Remark: Temp 24 Humi:50%
 Test Standard: FCC 15.247
 Tested By: Kei Zhang
 Reviewed By: Terry Yin



Critical_Freqs

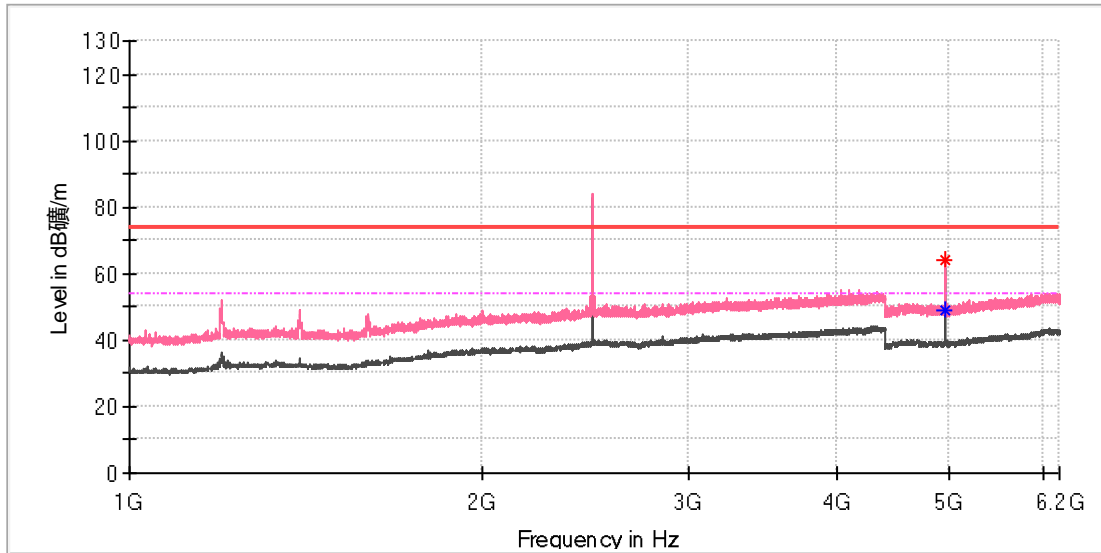
Frequency (MHz)	MaxPeak (dBµV/m)	Average (dBµV/m)	Limit (dBµV/m)	Margin (dB)	Height (cm)	Pol	Azimuth (deg)	Corr. (dB/m)
4959.500000	67.47	---	74.00	6.53	150.0	H	347.0	11.8
4961.500000	---	50.13	54.00	3.87	150.0	H	90.0	11.8

Final_Result

Frequency (MHz)	MaxPeak (dBµV/m)	Limit (dBµV/m)	Margin (dB)	Height (cm)	Pol	Azimuth (deg)	Corr. (dB/m)
---	---	---	---	---		---	---

EUT Information

EUT Name: Here4 ADSB
 Model: HX4-06319
 Test Mode: BLE 1M_High channel
 Order No/Sample No: 168447703/A003654901-001
 Test Voltage: DC 5.3V
 Remark: Temp 24 Humi:50%
 Test Standard: FCC 15.247
 Tested By: Kei Zhang
 Reviewed By: Terry Yin



Critical_Freqs

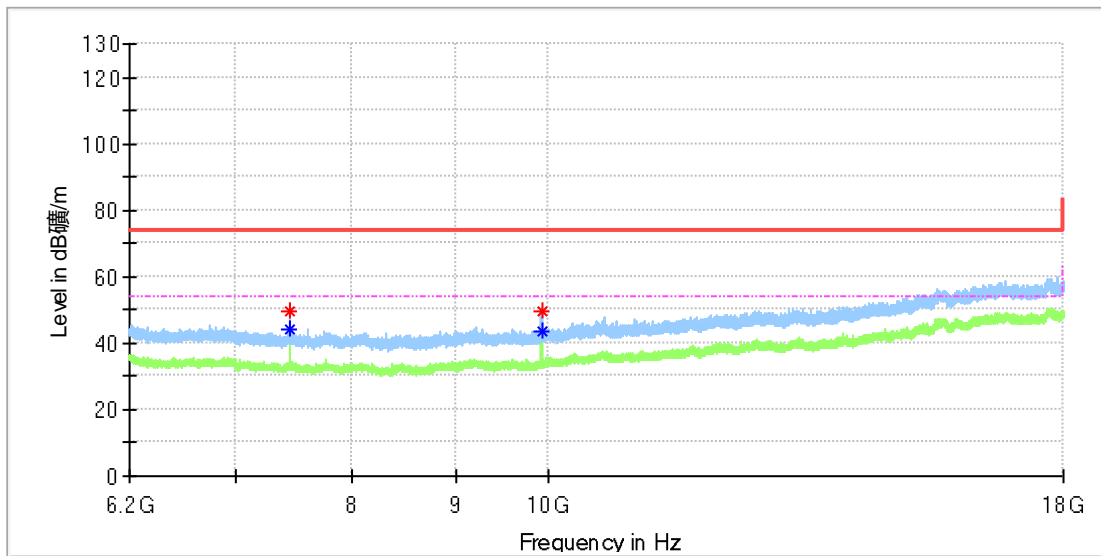
Frequency (MHz)	MaxPeak (dBµV/m)	Average (dBµV/m)	Limit (dBµV/m)	Margin (dB)	Height (cm)	Pol	Azimuth (deg)	Corr. (dB/m)
4958.500000	---	49.17	54.00	4.83	150.0	V	10.0	11.8
4959.500000	64.04	---	74.00	9.96	150.0	V	10.0	11.8

Final_Result

Frequency (MHz)	MaxPeak (dBµV/m)	Limit (dBµV/m)	Margin (dB)	Height (cm)	Pol	Azimuth (deg)	Corr. (dB/m)
---	---	---	---	---		---	---

EUT Information

EUT Name: Here4 ADSB
 Model: HX4-06319
 Test Mode: BLE 1M_High channel
 Order No/Sample No: 168447703/A003654901-001
 Test Voltage: DC 5.3V
 Remark: Temp 24 Humi:50%
 Test Standard: FCC 15.247
 Tested By: Kei Zhang
 Reviewed By: Terry Yin



Critical Freqs

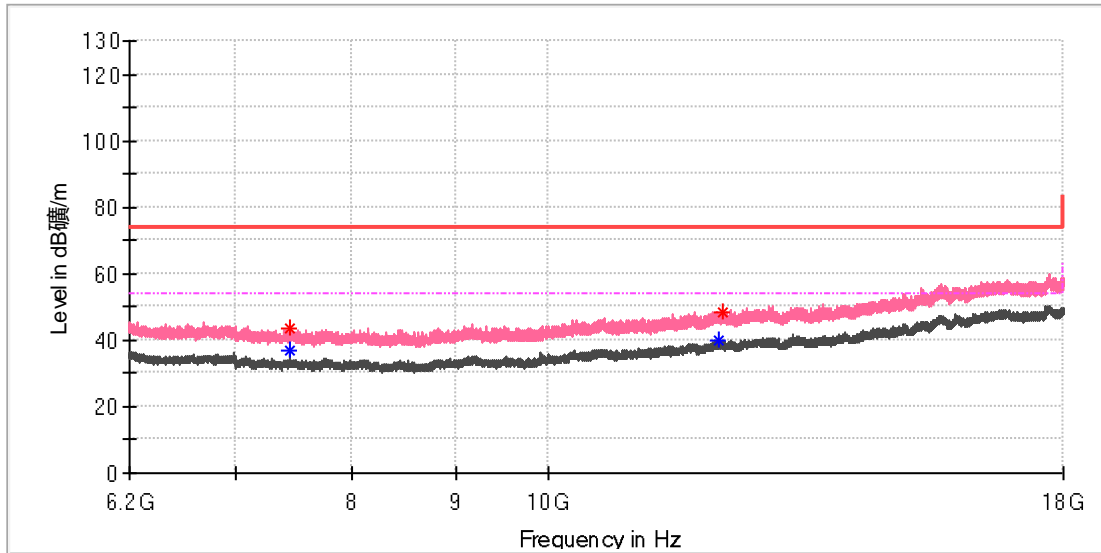
Frequency (MHz)	MaxPeak (dBµV/m)	Average (dBµV/m)	Limit (dBµV/m)	Margin (dB)	Height (cm)	Pol	Azimuth (deg)	Corr. (dB/m)
7440.966667	---	44.40	54.00	9.60	150.0	H	251.0	8.4
7440.966667	49.83	---	74.00	24.17	150.0	H	251.0	8.4
9920.933333	49.38	---	74.00	24.62	150.0	H	131.0	10.8
9921.425000	---	43.61	54.00	10.39	150.0	H	167.0	10.8

Final Result

Frequency (MHz)	MaxPeak (dBµV/m)	Limit (dBµV/m)	Margin (dB)	Height (cm)	Pol	Azimuth (deg)	Corr. (dB/m)
---	---	---	---	---		---	---

EUT Information

EUT Name: Here4 ADSB
 Model: HX4-06319
 Test Mode: BLE 1M_High channel
 Order No/Sample No: 168447703/A003654901-001
 Test Voltage: DC 5.3V
 Remark: Temp 24 Humi:50%
 Test Standard: FCC 15.247
 Tested By: Kei Zhang
 Reviewed By: Terry Yin



Critical_Freqs

Frequency (MHz)	MaxPeak (dBµV/m)	Average (dBµV/m)	Limit (dBµV/m)	Margin (dB)	Height (cm)	Pol	Azimuth (deg)	Corr. (dB/m)
7440.475000	---	36.62	54.00	17.38	150.0	V	180.0	8.4
7440.966667	43.52	---	74.00	30.48	150.0	V	312.0	8.4
12148.183333	---	40.19	54.00	13.81	150.0	V	253.0	14.4
12213.083333	48.35	---	74.00	25.66	150.0	V	0.0	14.7

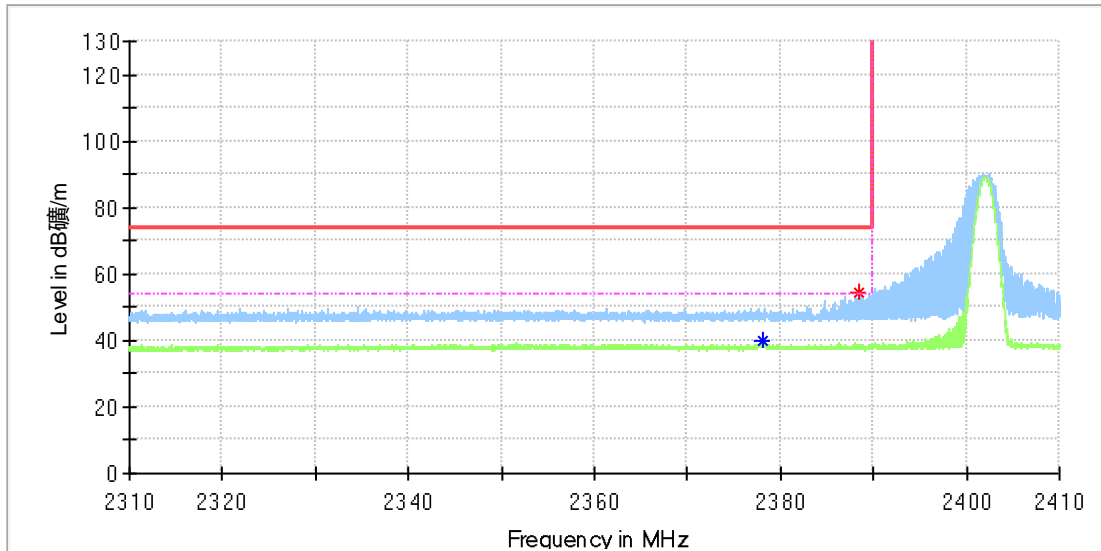
Final_Result

Frequency (MHz)	MaxPeak (dBµV/m)	Limit (dBµV/m)	Margin (dB)	Height (cm)	Pol	Azimuth (deg)	Corr. (dB/m)
---	---	---	---	---		---	---

Appendix A.6: Test Results of Radiated Emissions in Restricted Bands

EUT Information

EUT Name: Here4 ADSB
 Model: HX4-06319
 Test Mode: BLE 1M_Low channel
 Order No/Sample No: 168447703/A003654901-001
 Test Voltage: DC 5.3V
 Remark: Temp 24 Humi:50%
 Test Standard: FCC 15.247
 Tested By: Kei Zhang
 Reviewed By: Terry Yin



Critical Freqs

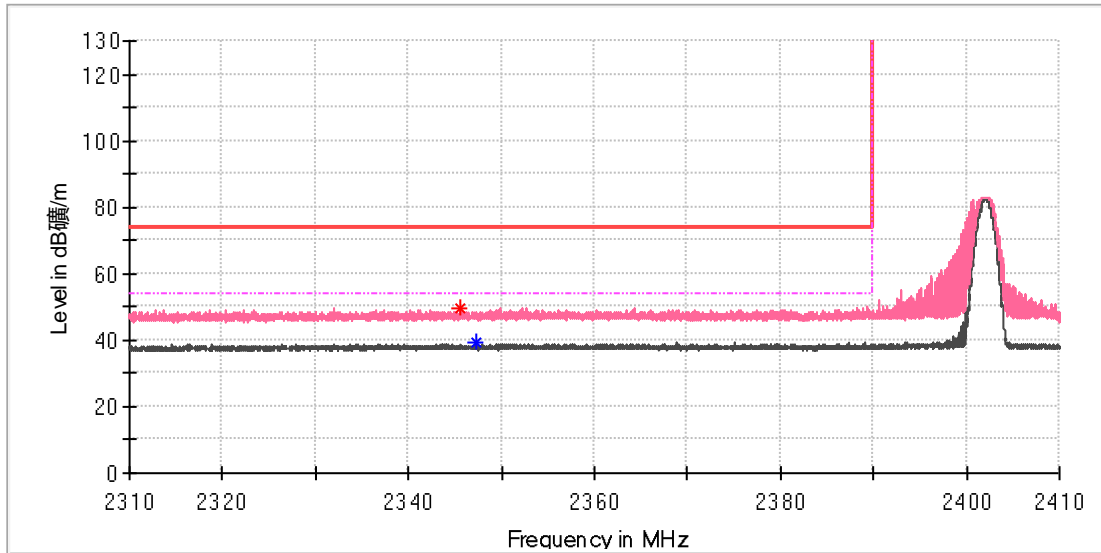
Frequency (MHz)	MaxPeak (dBµV/m)	Average (dBµV/m)	Limit (dBµV/m)	Margin (dB)	Height (cm)	Pol	Azimuth (deg)	Corr. (dB/m)
2378.000000	---	39.72	54.00	14.28	150.0	H	229.0	6.9
2388.455882	54.52	---	74.00	19.48	150.0	H	179.0	7.0

Final Result

Frequency (MHz)	MaxPeak (dBµV/m)	Limit (dBµV/m)	Margin (dB)	Height (cm)	Pol	Azimuth (deg)	Corr. (dB/m)
---	---	---	---	---		---	---

EUT Information

EUT Name: Here4 ADSB
 Model: HX4-06319
 Test Mode: BLE 1M_Low channel
 Order No/Sample No: 168447703/A003654901-001
 Test Voltage: DC 5.3V
 Remark: Temp 24 Humi:50%
 Test Standard: FCC 15.247
 Tested By: Kei Zhang
 Reviewed By: Terry Yin



Critical_Freqs

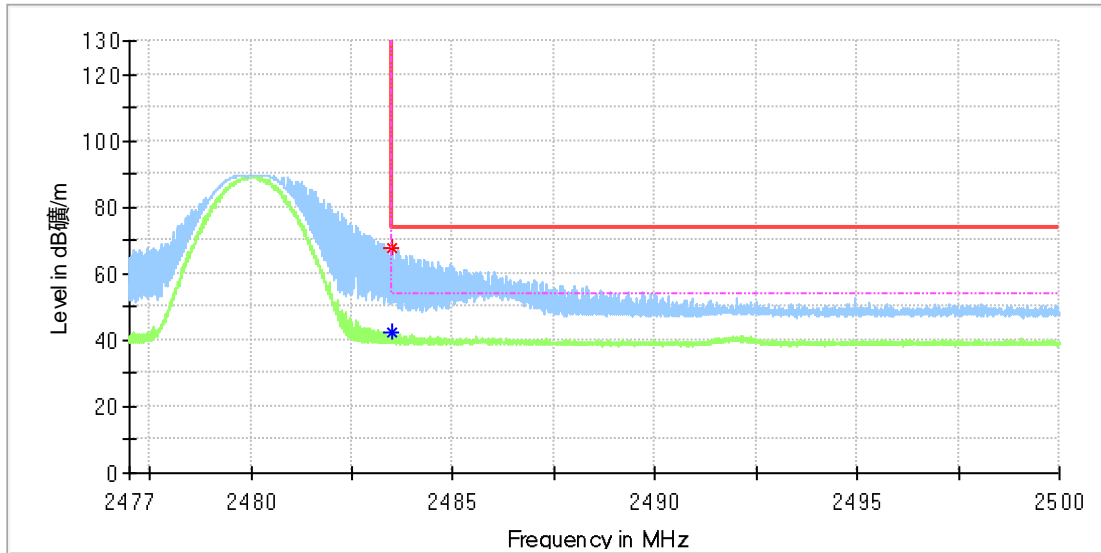
Frequency (MHz)	MaxPeak (dBµV/m)	Average (dBµV/m)	Limit (dBµV/m)	Margin (dB)	Height (cm)	Pol	Azimuth (deg)	Corr. (dB/m)
2345.544118	49.54	---	74.00	24.46	150.0	V	198.0	6.9
2347.191177	---	39.51	54.00	14.49	150.0	V	191.0	6.9

Final_Result

Frequency (MHz)	MaxPeak (dBµV/m)	Limit (dBµV/m)	Margin (dB)	Height (cm)	Pol	Azimuth (deg)	Corr. (dB/m)
---	---	---	---	---		---	---

EUT Information

EUT Name: Here4 ADSB
 Model: HX4-06319
 Test Mode: BLE 1M_High channel
 Order No/Sample No: 168447703/A003654901-001
 Test Voltage: DC 5.3V
 Remark: Temp 24 Humi:50%
 Test Standard: FCC 15.247
 Tested By: Kei Zhang
 Reviewed By: Terry Yin



Critical_Freqs

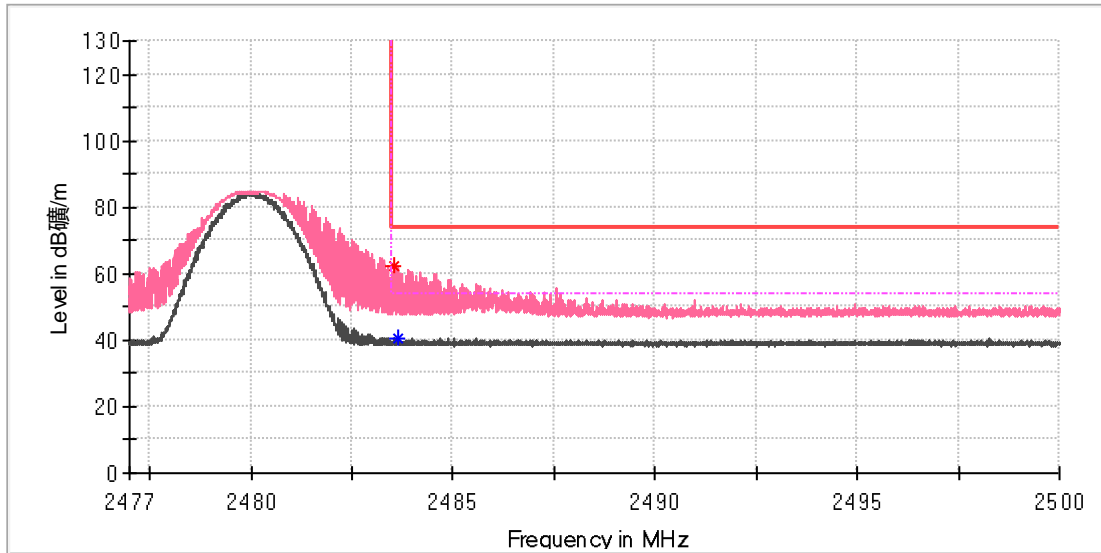
Frequency (MHz)	MaxPeak (dBµV/m)	Average (dBµV/m)	Limit (dBµV/m)	Margin (dB)	Height (cm)	Pol	Azimuth (deg)	Corr. (dB/m)
2483.517647	67.45	---	74.00	6.55	150.0	H	333.0	7.4
2483.517647	---	42.18	54.00	11.82	150.0	H	333.0	7.4

Final_Result

Frequency (MHz)	MaxPeak (dBµV/m)	Limit (dBµV/m)	Margin (dB)	Height (cm)	Pol	Azimuth (deg)	Corr. (dB/m)
---	---	---	---	---		---	---

EUT Information

EUT Name: Here4 ADSB
 Model: HX4-06319
 Test Mode: BLE 1M_High channel
 Order No/Sample No: 168447703/A003654901-001
 Test Voltage: DC 5.3V
 Remark: Temp 24 Humi:50%
 Test Standard: FCC 15.247
 Tested By: Kei Zhang
 Reviewed By: Terry Yin



Critical_Freqs

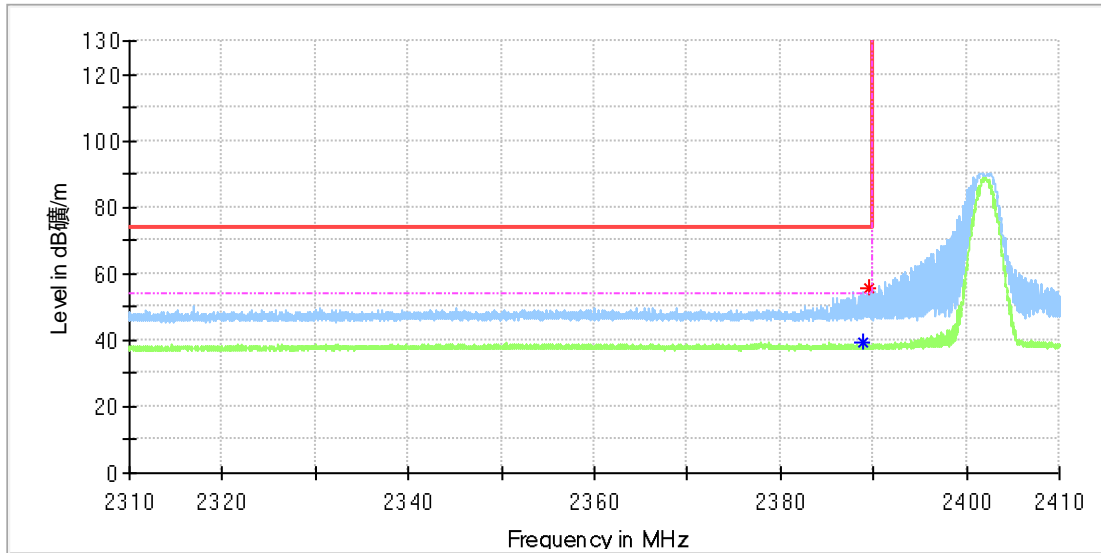
Frequency (MHz)	MaxPeak (dBµV/m)	Average (dBµV/m)	Limit (dBµV/m)	Margin (dB)	Height (cm)	Pol	Azimuth (deg)	Corr. (dB/m)
2483.561765	62.51	---	74.00	11.49	150.0	V	353.0	7.4
2483.654412	---	40.78	54.00	13.22	150.0	V	120.0	7.4

Final_Result

Frequency (MHz)	MaxPeak (dBµV/m)	Limit (dBµV/m)	Margin (dB)	Height (cm)	Pol	Azimuth (deg)	Corr. (dB/m)
---	---	---	---	---		---	---

EUT Information

EUT Name: Here4 ADSB
 Model: HX4-06319
 Test Mode: BLE 2M_Low channel
 Order No/Sample No: 168447703/A003654901-001
 Test Voltage: DC 5.3V
 Remark: Temp 24 Humi:50%
 Test Standard: FCC 15.247
 Tested By: Kei Zhang
 Reviewed By: Terry Yin



Critical_Freqs

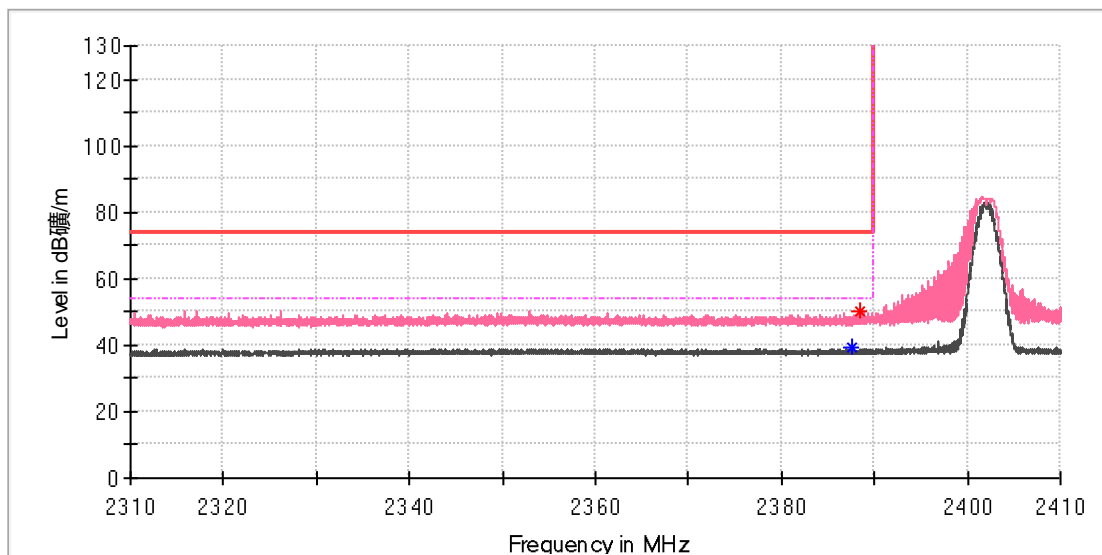
Frequency (MHz)	MaxPeak (dBµV/m)	Average (dBµV/m)	Limit (dBµV/m)	Margin (dB)	Height (cm)	Pol	Azimuth (deg)	Corr. (dB/m)
2388.955882	---	39.21	54.00	14.79	150.0	H	335.0	7.0
2389.500000	55.83	---	74.00	18.17	150.0	H	180.0	7.0

Final_Result

Frequency (MHz)	MaxPeak (dBµV/m)	Limit (dBµV/m)	Margin (dB)	Height (cm)	Pol	Azimuth (deg)	Corr. (dB/m)
---	---	---	---	---		---	---

EUT Information

EUT Name: Here4 ADSB
 Model: HX4-06319
 Test Mode: BLE 2M_Low channel
 Order No/Sample No: 168447703/A003654901-001
 Test Voltage: DC 5.3V
 Remark: Temp 24 Humi:50%
 Test Standard: FCC 15.247
 Tested By: Kei Zhang
 Reviewed By: Terry Yin



Critical_Freqs

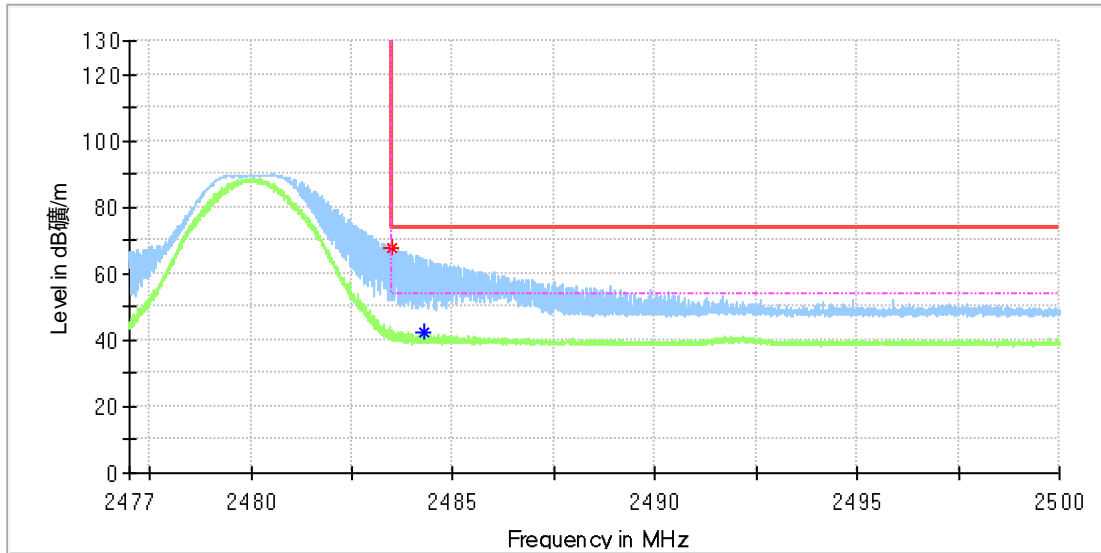
Frequency (MHz)	MaxPeak (dBµV/m)	Average (dBµV/m)	Limit (dBµV/m)	Margin (dB)	Height (cm)	Pol	Azimuth (deg)	Corr. (dB/m)
2387.500000	---	39.05	54.00	14.95	150.0	V	340.0	7.0
2388.485294	50.23	---	74.00	23.77	150.0	V	308.0	7.0

Final_Result

Frequency (MHz)	MaxPeak (dBµV/m)	Limit (dBµV/m)	Margin (dB)	Height (cm)	Pol	Azimuth (deg)	Corr. (dB/m)
---	---	---	---	---		---	---

EUT Information

EUT Name: Here4 ADSB
 Model: HX4-06319
 Test Mode: BLE 2M_High channel
 Order No/Sample No: 168447703/A003654901-001
 Test Voltage: DC 5.3V
 Remark: Temp 24 Humi:50%
 Test Standard: FCC 15.247
 Tested By: Kei Zhang
 Reviewed By: Terry Yin



Critical_Freqs

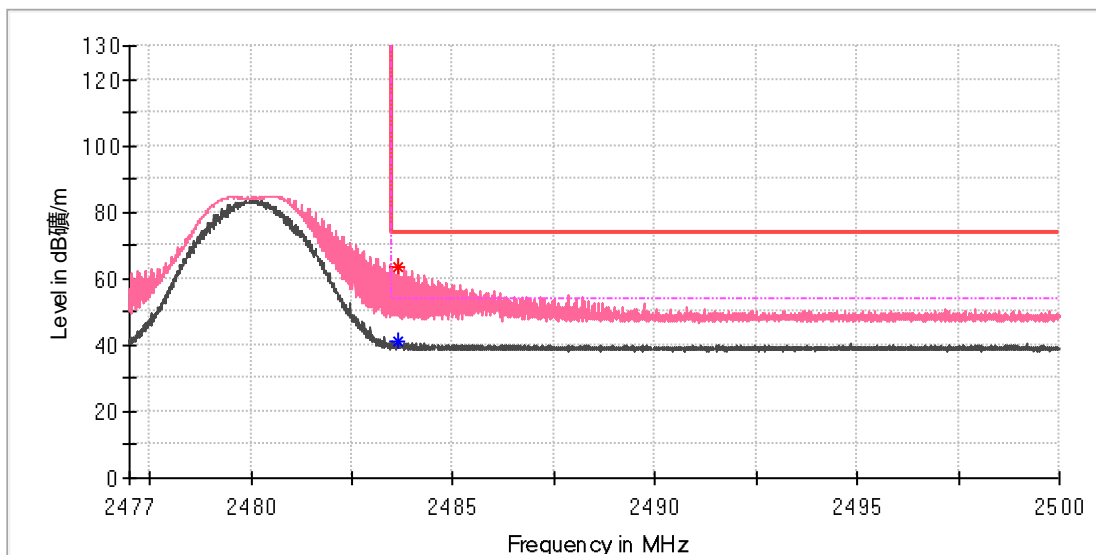
Frequency (MHz)	MaxPeak (dBµV/m)	Average (dBµV/m)	Limit (dBµV/m)	Margin (dB)	Height (cm)	Pol	Azimuth (deg)	Corr. (dB/m)
2483.504412	67.63	---	74.00	6.37	150.0	H	164.0	7.4
2484.302941	---	42.27	54.00	11.73	150.0	H	327.0	7.4

Final_Result

Frequency (MHz)	MaxPeak (dBµV/m)	Limit (dBµV/m)	Margin (dB)	Height (cm)	Pol	Azimuth (deg)	Corr. (dB/m)
---	---	---	---	---		---	---

EUT Information

EUT Name: Here4 ADSB
 Model: HX4-06319
 Test Mode: BLE 2M_High channel
 Order No/Sample No: 168447703/A003654901-001
 Test Voltage: DC 5.3V
 Remark: Temp 24 Humi:50%
 Test Standard: FCC 15.247
 Tested By: Kei Zhang
 Reviewed By: Terry Yin



Critical_Freqs

Frequency (MHz)	MaxPeak (dBµV/m)	Average (dBµV/m)	Limit (dBµV/m)	Margin (dB)	Height (cm)	Pol	Azimuth (deg)	Corr. (dB/m)
2483.627941	63.25	---	74.00	10.75	150.0	V	106.0	7.4
2483.650000	---	40.97	54.00	13.03	150.0	V	348.0	7.4

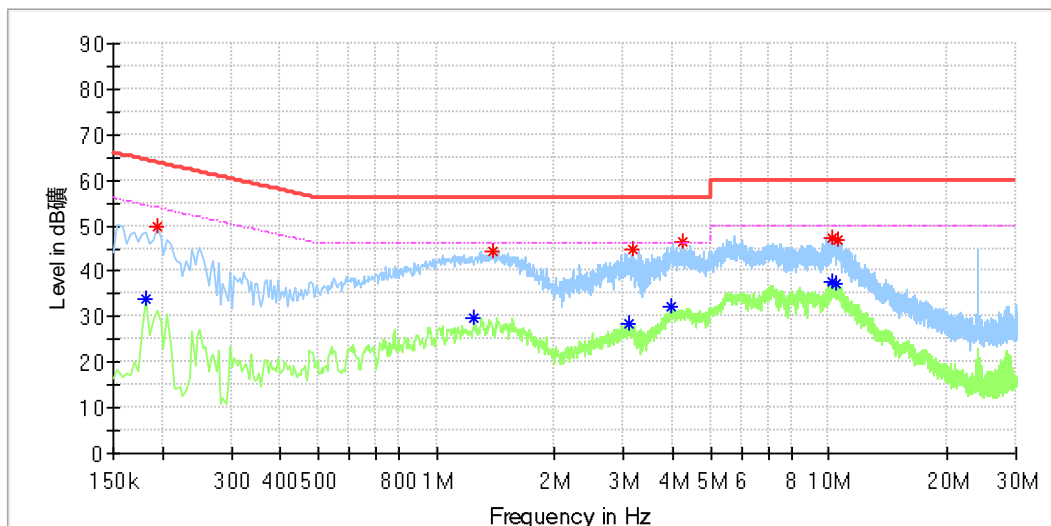
Final_Result

Frequency (MHz)	MaxPeak (dBµV/m)	Limit (dBµV/m)	Margin (dB)	Height (cm)	Pol	Azimuth (deg)	Corr. (dB/m)
---	---	---	---	---		---	---

Appendix A.7: Test Results of Conducted Emission on AC Mains

EUT Information

EUT Name: Here4 ADSB
 Order Number: 168447703 90
 Model: HX4-06319
 Test Mode: Bluetooth
 Test Voltage: AC 120V/60Hz
 Test Standard: FCC Part 15B
 Test By./Review By: Steve Lan
 Tem./Hum./Pressure: 24.3°C/51.2%/101kPa
 Remark: SR2

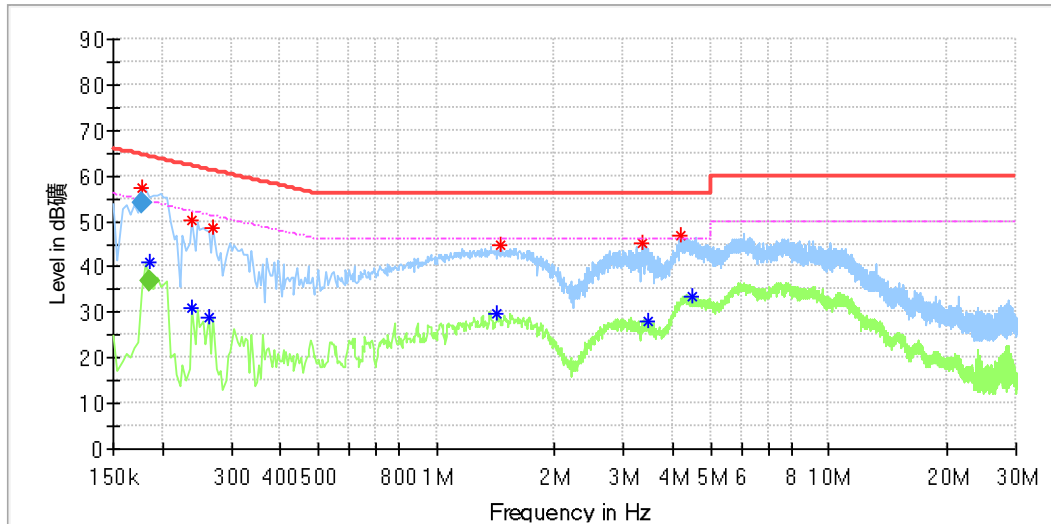


Critical Freqs

Frequency (MHz)	MaxPeak (dBµV)	Average (dBµV)	Limit (dBµV)	Margin (dB)	Line	Corr. (dB)
0.182000	---	34.11	54.39	20.29	L1	9.9
0.194000	49.84	---	63.86	14.03	L1	9.9
1.250000	---	29.78	46.00	16.22	L1	10.1
1.398000	44.36	---	56.00	11.64	L1	10.1
3.102000	---	28.48	46.00	17.52	L1	10.2
3.174000	44.75	---	56.00	11.25	L1	10.2
3.974000	---	32.12	46.00	13.88	L1	10.2
4.214000	46.43	---	56.00	9.57	L1	10.2
10.170000	---	37.56	50.00	12.44	L1	10.3
10.190000	47.50	---	60.00	12.50	L1	10.3
10.418000	---	37.17	50.00	12.83	L1	10.3
10.554000	47.09	---	60.00	12.91	L1	10.3

EUT Information

EUT Name: Here4 ADSB
 Order Number: 168447703 90
 Model: HX4-06319
 Test Mode: Bluetooth
 Test Voltage: AC 120V/60Hz
 Test Standard: FCC Part 15B
 Test By:/Review By: Steve Lan
 Tem./Hum./Pressure: 24.3°C/51.2%/101kPa
 Remark: SR2



Critical_Freqs

Frequency (MHz)	MaxPeak (dBµV)	Average (dBµV)	Limit (dBµV)	Margin (dB)	Line	Corr. (dB)
0.177500	57.48	---	64.58	7.09	N	9.8
0.185500	---	41.06	54.39	13.33	N	9.8
0.238000	---	31.06	52.17	21.10	N	9.8
0.238000	50.10	---	62.17	12.07	N	9.8
0.262000	---	28.98	51.37	22.39	N	9.8
0.270000	48.56	---	61.12	12.56	N	9.8
1.430000	---	29.63	46.00	16.37	N	9.8
1.454000	44.64	---	56.00	11.36	N	9.8
3.362000	45.02	---	56.00	10.98	N	9.9
3.450000	---	28.14	46.00	17.86	N	9.9
4.186000	46.89	---	56.00	9.11	N	9.9
4.462000	---	33.44	46.00	12.56	N	9.9

Final_Result

Frequency (MHz)	QuasiPeak (dBµV)	Average (dBµV)	Limit (dBµV)	Margin (dB)	Meas. Time (ms)	Bandwidth (kHz)	Line	Corr. (dB)
0.177500	53.91	---	64.60	10.69	1000.0	9.000	N	9.8
0.185500	---	37.04	54.24	17.20	1000.0	9.000	N	9.8