



Exhibit: Test Setup Photos
FCC ID: 2A652-JA-SB-77-01

TR-7169011235TSTPHO-001



Client	Sensors & Software	
Product	Vernon C BAND 8T8R 40W Radio (JA-RU-SB-02-7700-0001)	
Standard(s)	FCC Part 27C	

Figure 1 – Radiated Emissions Setup – Photo 1




Client	Sensors & Software	
Product	Vernon C BAND 8T8R 40W Radio (JA-RU-SB-02-7700-0001)	
Standard(s)	FCC Part 27C	

Figure 2 – Radiated Emissions Setup – Photo 2





Client	Sensors & Software	
Product	Vernon C BAND 8T8R 40W Radio (JA-RU-SB-02-7700-0001)	
Standard(s)	FCC Part 27C	

Figure 3 – Power Line Conducted Emissions




Client	Sensors & Software	
Product	Vernon C BAND 8T8R 40W Radio (JA-RU-SB-02-7700-0001)	
Standard(s)	FCC Part 27C	

Figure 4 – Antenna port conducted emissions

