


Product Number: K212-10045-A

Product Name: FPC Antenna(FPC天线)

Version: A1

SPECIFICATION FOR APPROVAL

CUSTOMER (客户名称)	Hunan Ouzhitong Technology Co. , Ltd. (湖南欧智通科技有限公司)	
CS P/N(客户机种)		
PART NAME(品名)	FPC Antenna 40*8MM 2.4~2.5GHz L=260MM IPEX ROHS	
FREQUENCY(频率)	2.4-2.5GHz	
RTANT NO. (物料编号)	K212-10045-A	
DATE(日期)	2021.07.23	
Sample signature (出样签章)		
APPROVED BY 核准	CHECKED BY 确认	DRAWN BY 制作
DRAGON		JOHN
Remark (备注):		
The client acknowledges the signature (客户承认签章)		
APPROVED BY 核准	CHECKED BY 确认	TESTED BY 检测

Hunan Ouzhitong Technology Co. , Ltd.

8 Litong Road, Liuyang Economic and Technological Development Zone, Liuyang City, Changsha City, Hunan Province

<https://cn.fn-link.com>

tommychai@fn-link.com; rover@fn-link.com; marketing@fn-link.com

1. Contents 项目表

No.	content 内容	Pages 页数
0	The cover of the confession(承认书封面)	1
1	List of items(项目表)	2
2	Change your resume(变更履历)	2
3	Physical drawing of product(产品实物图)	3
4	Specification sheet(规格表)	3
5	Electrical test report(电性测试报告)	4-8
6	Performance and reliability testing (特性和可靠性测试)	9-10
7	Sample inspection report(样品检验报告)	11
8	Material proof(材质证明)	12-14
9	2D illustration/packaging(2D图/包装)	Appendices (附件)

2. Revision history 变更履历

Revision 版本	Date 日期	Change the content 变更内容
A0	21. 06. 24	New Edition(新版)
A1	21. 07. 23	Change Line length(变更线长度)

3. 产品实物图片Product picture

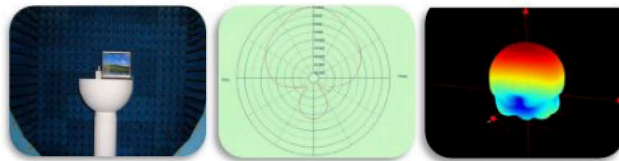



4. 规格表Specification

A. Electrical Properties	
Frequency Rang 频段范围	2.4~2.5GHz
Impedance 特性阻抗	50Ω Nominal
VSWR 电压驻波比	2.0Max.
Gain(peak) 增益 (峰值)	2.9dBi
Out of roundness 不圆度	3.0 dBi (Max.)
Radiation 辐射方式	Omni-Directional/全向
Polarization 极化方式	Linear Vertical/垂直
B. Physical Properties	
Connector Type 连接方式	IPEX
Cable 线材	Φ1.13mm Gray
Antenna Radiator 天线振子体	FPC
C. Environmental	
Storage Temp 存储环境范围	-10℃~+60℃
Operating Temp 工作环境	-40℃~+65℃
Storage humidity 存储湿度	95%
Working humidity 工作湿度	5%~95%

5. 电性测试报告Electrical Test Report

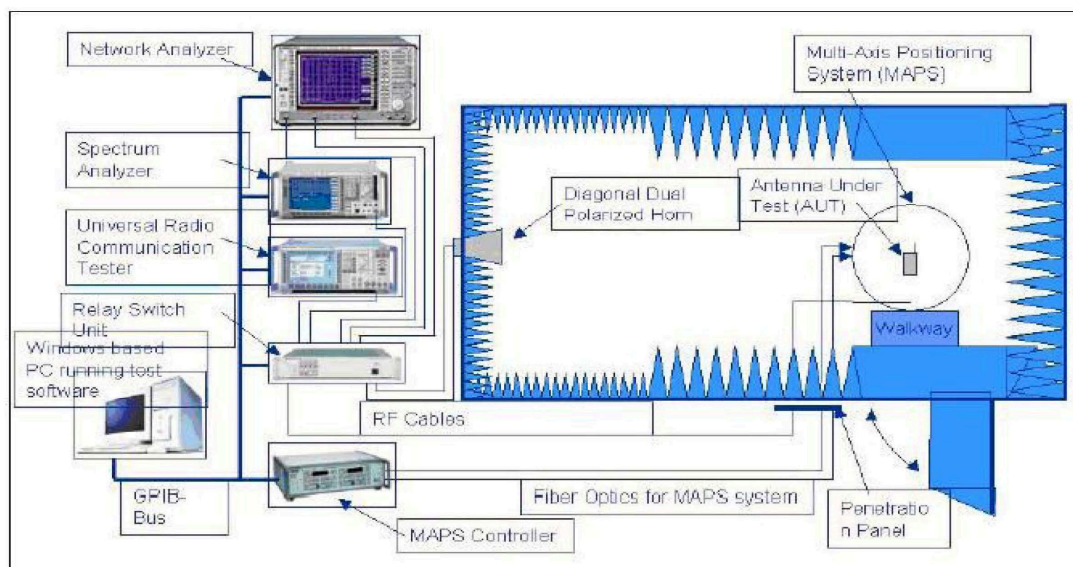
5.1 Test equipment



Owned 6 microwave dark room, equipped 2 sets world leading France Satimo SG24 OTA certification test systems (one in SHENZHEN, another one in Shanghai), ETS OTA Standard test system, Blue test reverberation test system which is High repeatability, high accuracy and high resolution. It can quickly provide accurate test reports, fully meet the CITA standards.

Testing range:

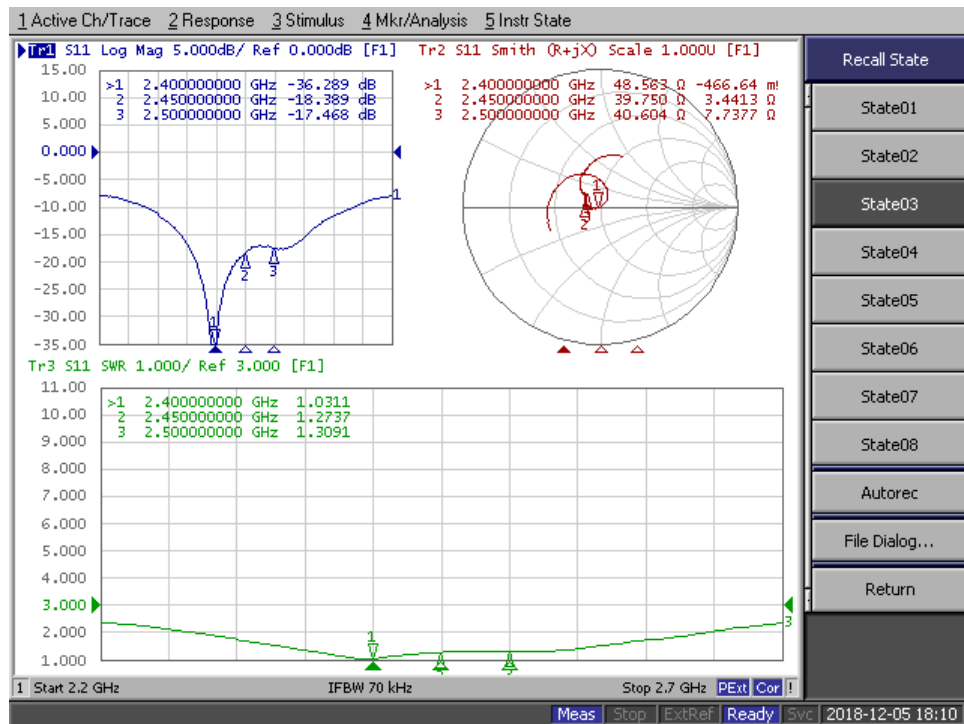
Support active, passive testing of GSM/CDMA/WCDMA/TD-SCDMA/LTE/WIFI/WLAN/WiMax/BT/GPS/MIMO/UWB within 0.4-6G.



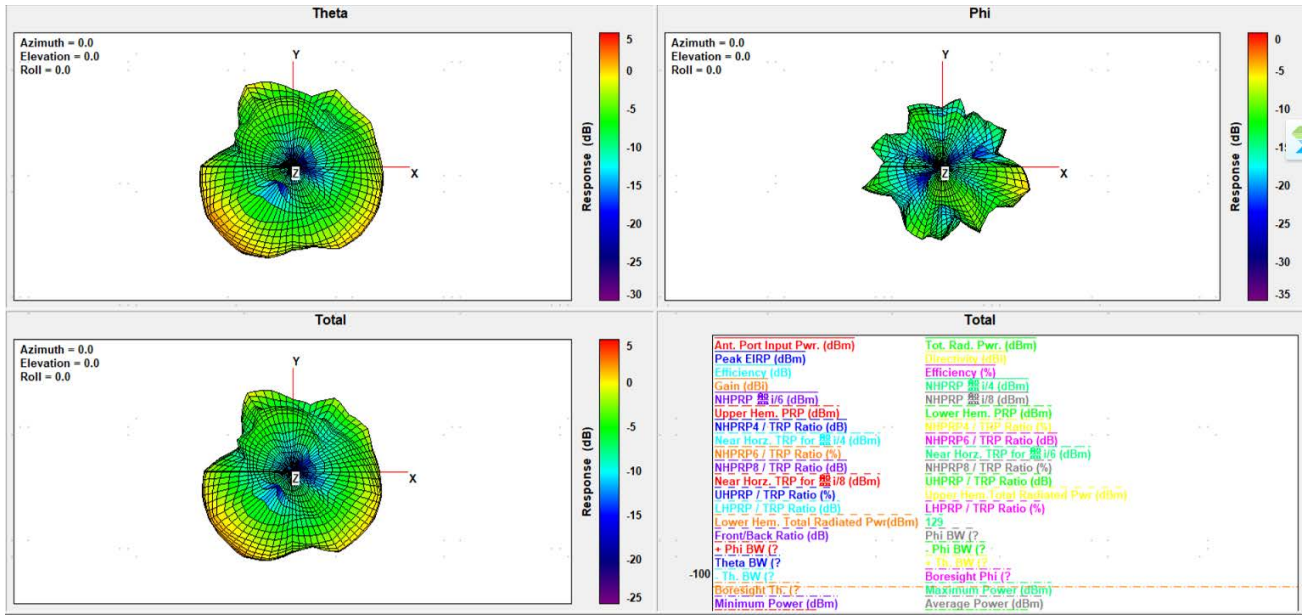
5.2 Antenna pasting position (天线粘贴位置)



5.3 Network Analyzer(网络分析仪测试报告)



5.4 暗室2D、3DRaditation Pattern



5.5 暗室无源测试数据

Total Point Values	Ant. Port Input Pwr. (dBm)	Tot. Rad. Pwr. (dBm)	Peak EIRP (dBm)	Directivity (dBi)	Efficiency (dB)	Efficiency (%)	Gain (dBi)
Frequency (MHz)							
2412	0	-2.83133	2.87967	5.71099	-2.83133	52.1036	2.87967
2422	0	-2.82856	2.90354	5.7321	-2.82856	52.1367	2.90354
2432	0	-2.75405	2.90299	5.65703	-2.75405	53.039	2.90299
2442	0	-2.96978	2.6185	5.58827	-2.96978	50.4687	2.6185
2452	0	-3.20499	2.4266	5.63158	-3.20499	47.8081	2.4266
2462	0	-3.27491	2.46479	5.73969	-3.27491	47.0445	2.46479
2472	0	-3.3182	2.52728	5.84548	-3.3182	46.5779	2.52728

6. 特性和可靠性测试 Characteristics and Reliability Test

Test Items 测试项目	Test Condition and Procedure 测试方法	Requirements 要求	Result 结果
V. S. W. R. 电压驻波比	Set DUT on Network Analyzer; make individual calibration to test 设置网络分析仪参数进行测试	Directive DUT specification 符合待测物规范	PASS
Insertion Loss 插入损失	Set DUT on Network Analyzer; make individual calibration to test 设置网络分析仪参数进行测试	Directive DUT specification 符合待测物规范	N/A
Antenna Gain 天线增益	Set DUT on Antenna Chamber; make individual calibration to test 设置天线暗室参数进行测试	Directive DUT specification 符合待测物规范	PASS
Voltage Breakdown 耐电压	Test voltage should be applied between insulated portions, or between ground as specified. 在绝缘部分测试电压, 或指定接地面之间	Max Voltage ≥ 500 V or directive material specification 最大电压 ≥ 500 V 或符合材料规范	N/A
Insulation Resistance 绝缘阻抗	Set Voltage: 500 ± 50 V; between the insulated portions, or between ground as specified. 设置电压 500 ± 50 V, 在绝缘部份测试或指定接地面之间	Resistance ≥ 500 M ohm or directive material specification 阻抗 ≥ 500 M ohm 或符合材料规范	N/A
Contact Resistance 接触阻抗	Air Temp: 26° C; measured with test equipment 室温 26° C, 指定量测设备	Directive material specification 符合材料规范	N/A
Vibration 震动	GB / T2423. 48-2008 Amplitude: 0.03 inch (1.5mm); Freq: 20 to 80 to 20 Hz 3 directions; 2 hours for each direction 振幅1.5mm; 频率20~80~20Hz; 3个方向各2H	1. No Visual Damage 2. Frequency Tol. $\leq 5\%$ 无明显外观不良; 频率偏移 $\leq 5\%$	PASS
Random Drop 跌落	GB / T2423. 8-1995 Single: Height: 1.0 Meter; 3 directions; 1 time for each direction 单支天线, 高1m; 3个方向各1次	1. No parts separated, fracture 2. Frequency Tol. $\leq 5\%$ 产品无脱落、断裂; 频率偏移 $\leq 5\%$	PASS
	Packing: Height: 0.76 Meter; 1 corner, 3 edges, 6 surface 包装: 高0.76m, 一角、三棱、六面各一次		PASS

	Antenna+Machine:Height: 0.76 Meter; 1 corner, 3 edges, 6 surface. 整机: 高0.76m, 一角、三棱、六面各一次		N/A
Solderability 可焊性	GB / T2423. 28-2005 Temp: 260±5° C;Duration: 5 seconds 温度260±5° C;持续5秒	Tin evenly on full 上锡均匀饱满	N/A
Pull Test 拉力	Holding with individual specification; force applied to axis of terminal .单独定义产品端子拉力	1. Directive DUT specification 2. Frequency Tol. ≤5% 符合待测物规范;频率偏移 ≤5%	PASS
Torque Test 扭力	Holding with individual specification; applied clockwise and counterclockwise to the axis of terminal单独定义产品端子之顺时针及逆时针扭力	1. Directive DUT specification 2. Frequency Tol. ≤ 5% 符合待测物规范;频率偏移 ≤5%	N/A
Dimension 尺寸	Inspection of dimension, color, material, package, surface process. 检查尺寸, 颜色, 材料, 包装, 表面处理	Directive DUT specification 符合待测物规范	PASS
Waterproof 防水	With Reference to IEC 60529 // IP Code Definition 参考IEC60529 IP定义	Directive DUT specification 符合待测物规范	N/A
Salt Spray盐雾	GB / T 2423. 17-2008 Temp: 35° C; RH: ≥ 95%; NaCl solution: ≥ 5%;Time: 24H 温度35° C; 湿度≥95%; 盐水浓度≥5%; 测试24H	1. No Visual Damage 2. Frequency Tol. ≤5% 无明显外观不良;频率偏移 ≤5%	PASS
Temperature and Humidity Chamber 恒温恒湿	GB / T 2423. 3-2006 Temp: 80° C / 12 H; -40° C / 12H RH: ≥ 90%; Time: 24H 温度80° C测试12H转-40° C测试12H; 湿度≥ 90%; 时间24H	After 2 Hours Recovery 1. No Visual Damage 2. Frequency Tol. ≤5% 恢复2H后, 无明显外观不良;频率偏移 ≤5%	PASS
Thermal Shock 冷热冲击	GB / T 2423. 22 - 2008 - 40° C (30 minutes) to + 80° C (30 minutes); Cycles: 24 - 40° C测试30分转80° C测试30分为一个周期; 共24周期	After 2 Hours Recovery 1. No Visual Damage 2. Frequency Tol. ≤5% 恢复2H后, 无明显外观不良;频率偏移 ≤5%	PASS
Aging test 老化	GB /T 2423. 2 - 2008 Temp: 80° C; Time: 24 hours 温度80° C, 测试24H	After 2 Hours Recovery 1. No Visual Damage 2. Frequency Tol. ≤5% 恢复2H后, 无明显外观不	PASS

Product Number: K212-10045-A

Product Name: FPC Antenna(FPC天线)

Version: A1

		良;频率偏移 \leq 5%	
High Temp. 高温	Temp. $270 \pm 10^\circ \text{C}$; Times: 120 seconds 温度 $270 \pm 10^\circ \text{C}$, 测试时间120秒	No Visual Damage 无明显外观不良	N/A
RoHS	With Reference to IEC 62321:2008 with flow chart 参考IEC 62321测试流程	Directive RoHS 2011/65/EU 符合RoHS 2011/65/EU标准	PASS
PFOS	With Reference to USA EPA 3550C:1996 by LC/MS 参考USA EPA 3550C测试流程	Directive RoHS 2006/122/EC 符合RoHS 2011/65/EU标准	PASS

7. 样品检验报告 Sample inspection report

日期: 2021.07.23

送检数量		SPCS	合格数量		SPCS				
检验项目		检验标准及说明	检验结果					判定	
			No.1	No.2	No.3	No.4	No.5		
外观	FPC	无脏污、无破损, 无刮伤	pass	pass	pass	pass	pass	pass	<input checked="" type="checkbox"/> OK <input type="checkbox"/> NG
	CABLE	对比无色差、无脏污、无破损, 无刮伤	pass	pass	pass	pass	pass	pass	<input checked="" type="checkbox"/> OK <input type="checkbox"/> NG
	IPEX	对比无脏污、无破损, 无刮伤	pass	pass	pass	pass	pass	pass	<input checked="" type="checkbox"/> OK <input type="checkbox"/> NG
	焊锡	饱满, 光滑	pass	pass	pass	pass	pass	pass	<input checked="" type="checkbox"/> OK <input type="checkbox"/> NG
	其他								<input type="checkbox"/> OK <input type="checkbox"/> NG
主要尺寸	1	260.5mm	260	260	260	260	260	260	<input checked="" type="checkbox"/> OK <input type="checkbox"/> NG
电气及功能测试	Frequency Range	2.4~2.5GHz							
	VSWR	<2.0	pass	pass	pass	pass	pass	pass	<input checked="" type="checkbox"/> OK <input type="checkbox"/> NG
机械性能	Cable与IPEX拉力	大于1.5kg	1.73	1.68	1.72	1.65	1.78	1.78	<input checked="" type="checkbox"/> OK <input type="checkbox"/> NG
备注									
最终判定	<input checked="" type="checkbox"/> 合格 <input type="checkbox"/> 不合格 <input type="checkbox"/> 条件认可								

8. 零件规格&材质证明 Part spec. & Material certificate

1. 适用范围:

Scope

本规格书制定了 50 Ω FEP 绝缘射频电缆 YD113 系列的结构和电气特性.

This specification covers the construction and the electrical properties of YD113 series of 50 Ω FEP Insulation Coaxial Cable.

2. 结构/Construction:

单位/Unit:mm

项目/Item		详细资料/Details
导体/Conductor	材料/Material	镀锡铜线/Tinned Copper Wire
	构成(根/mm) Composition(No./mm)	7/0.083
	标称直径/NOM. O. D	0.24±0.03
绝缘层 /Insulation	材料/Material	聚全氟乙丙烯(自然色) /FEP(Natural)
	标称绝缘厚度/Nom. Thick. (mm)	0.23
	标称外径/NOM. O. D	0.695±0.03
屏蔽层/Shield	材料/Material	镀锡铜线/Tinned annealed copper wire
	构成/Composition	0.05 单线编织/Single Braid of 0.05
护套/Jacket	材料/Material	聚全氟乙丙烯/FEP
	标称护套厚度/Nom. Thick (mm)	0.10
	标称外径/Nom. O. D (mm)	1.13±0.05
	颜色/Color	按与客户确认的颜色/According to corresponding have approved by the suppliers and customers

3. 电气特性(20℃时)/Electrical Properties(at 20℃)

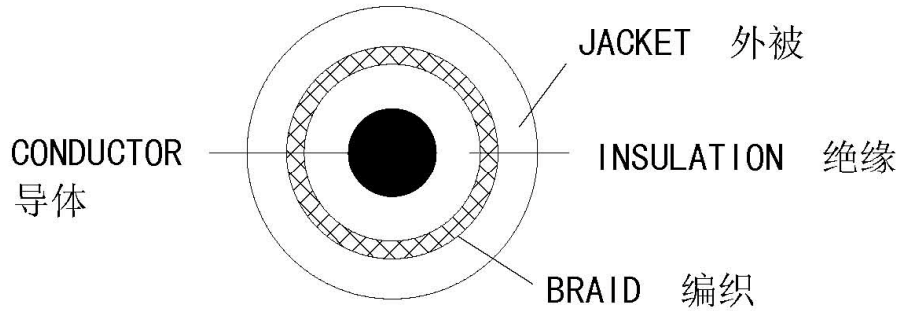
项目/Item	单位/Unit	详细资料/Details
导体电阻/Conductor Resistance	Ω/km	Max. 560
绝缘电阻/Insulation Resistance	MΩ.km	Min. 200
耐压强度/Dielectric Strength	V(AC)/min	1000
静电容/Capacitance	pF/m	98
特性阻抗 /Characteristic Impedance	Ω	50±2.0

衰减/Attenuation	dB/m	1GHz	2.20
		2GHz	3.15
		3GHz	3.90
		4GHz	4.60
		5GHz	5.20
		6GHz	5.70
驻波比/Standing wave(0-6GHz)	/	≤1.35	

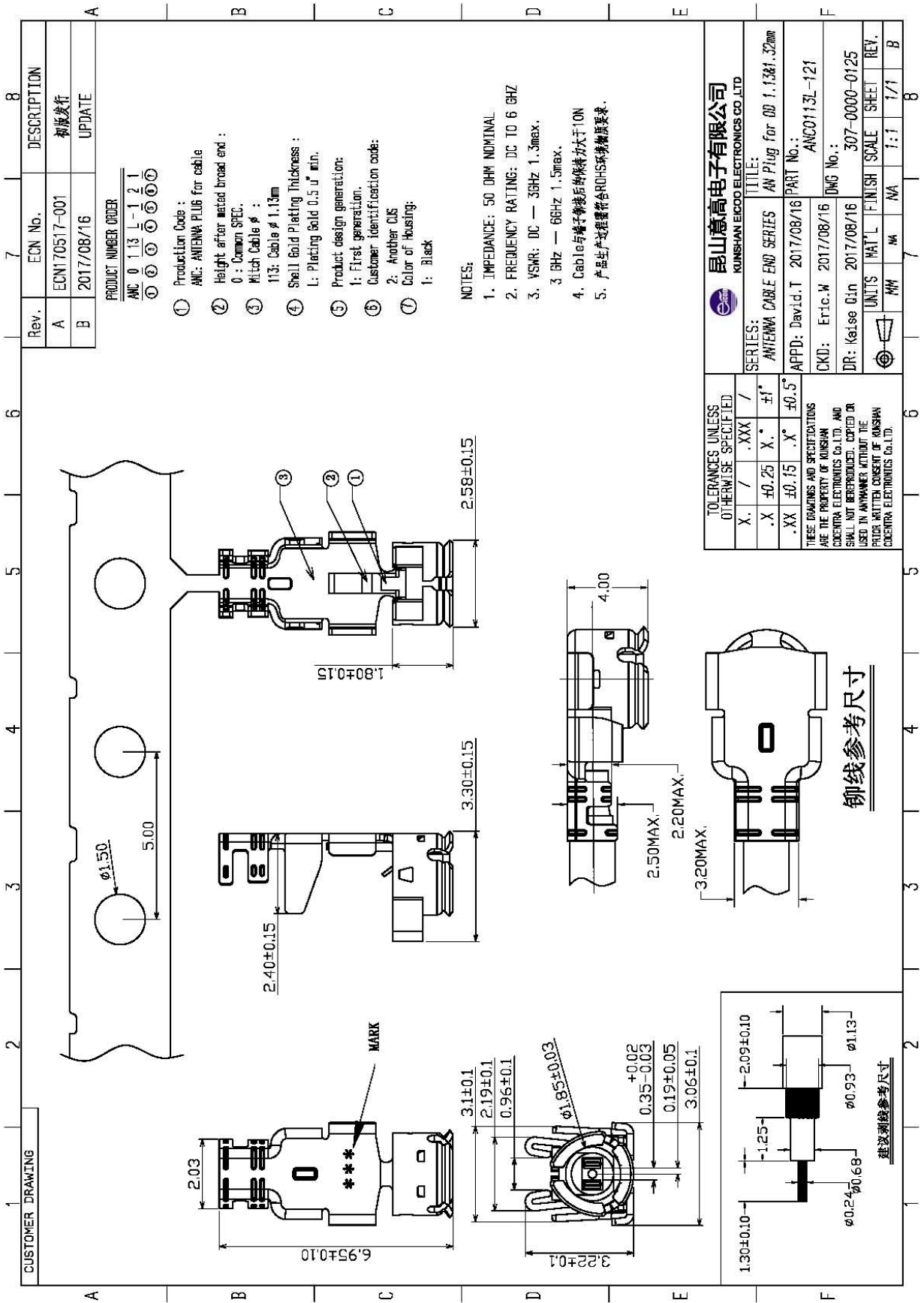
4. 包装 Packing

标准单位包装长度为 1000 米/盘, 每盘最多允许 5 个接头, 接头最短长度 20 米, 在搬运过程中不能损坏包装.

Standard unit length of finished cable shall be 1000m on reel, frequency of joint max.5/reel, the mini length is 20m. The finished cable shall be packed not be damaged during transportation



 本产品有时不适合车载用途的情况也有,所以使用前请先和本公司业务部门进行商谈.
 This product is not suitable for automobile application in some cases.Please contact with our sales department before you use this product.



Rev.	ECN No.	DESCRIPTION
A	ECN170517-001	初版发行
B	2017/08/16	UPDATE

PRODUCT NUMBER ORDER
 ANC 0 1 13 L-1 2 1
 ① ② ③ ④ ⑤ ⑥ ⑦

- Production Code :
 ANC: ANTENNA PLUS for cable
 ② Height after mated broad end :
 0 : Common SPEC.
 ③ Mitech Cable φ :
 ④ Shell Gold Plating Thickness :
 L: Plating field 0.5" min.
 ⑤ Product design generation:
 1: First generation.
 ⑥ Customer identification code:
 2: Another D/S
 Color of Housing:
 ⑦ 1: Black

- NOTES:
 1. IMPEDANCE: 50 OHM NOMINAL
 2. FREQUENCY RATING: DC TO 6 GHZ
 3. VSWR: DC — 3GHz 1.3max.
 3 GHz — 6GHz 1.5max.
 4. Cable与端子焊接后的高度大于10N
 5. 产品生产过程需符合ROHS环保标准要求.

昆山意高电子有限公司 KUNSHAN ECOD ELECTRONICS CO.,LTD.	
TOLERANCES UNLESS OTHERWISE SPECIFIED	TITLE:
X. / .XXX /	SERIES:
.X ±0.25 X.* ±1*	ANTENNA CABLE END SERIES
.XX ±0.15 .X* ±0.5*	AN Plug for OD 1.13±1.32mm
THESE DRAWINGS AND SPECIFICATIONS ARE THE PROPERTY OF KUNSHAN ECOD ELECTRONICS CO.,LTD. AND SHALL NOT BE REPRODUCED, COPIED OR USED IN ANY MANNER WITHOUT THE PRIOR WRITTEN CONSENT OF KUNSHAN ECOD ELECTRONICS CO.,LTD.	APPD: David.T 2017/08/16
	PART No.:
	ANC0113L-121
	DWG No.:
	Eric.w 2017/08/16
	DR: Kai.se Qin 2017/08/16
	307-0000-0125
UNITS	FINISH
MM	SCALE
NA	SHEET
NA	REV.
1:1	REV.
1/1	B

